



**SEC Regular Season Champs:** 2005, 2006, 2008 | **SEC Tournament Champs:** 1991, 2003 | **NCAA Final Fours:** 2004, 2005, 2006, 2007, 2008, 2023 | **National Champions:** 2023

## 2023-24 Schedule

Overall: 17-2 | SEC: 4-1  
Home: 11-0 | Away: 4-1 | Neutral: 2-1

DATE	OPPONENT	TV	TIME/RESULT
11/6	#20 Colorado (1)	TNT	L, 78-92
11/9	Queens (NC)	SECN+	W, 112-55
11/12	MVSU	SECN+	W, 109-47
11/14	Kent State	SECN+	W, 109-79
11/17	at Southeastern	ESPN+	W, 73-50
11/20	Texas Southern	SECN+	W, 106-47
11/24	Niagara (2)	FloHoops	W, 99-65
11/25	Virginia (2)	FloHoops	W, 76-73
11/30	#9 Virginia Tech (3)	ESPN	W, 82-64
12/10	Louisiana-Lafayette	SECN+	W, 83-53
12/12	McNeese State	SECN+	W, 133-44
12/17	Northwestern State	ESPN	W, 81-36
12/20	at Coppin State	ESPN+	W, 80-48
12/30	Jacksonville	SECN+	W, 110-68
1/4	Missouri	SECN	W, 92-72
1/7	at Ole Miss	ESPN	W, 84-73
1/11	Texas A&M	SECN+	W, 87-70
1/14	at Auburn	ESPN	L, 62-87
1/18	at Alabama	SECN	W, 78-58
1/21	Arkansas (We Back Pat)	ESPN	4:00 p.m.
1/25	South Carolina	ESPN	7:00 p.m.
1/29	at Mississippi State	ESPN2	6:00 p.m.
2/4	Florida	SECN	1:00 p.m.
2/8	at Vanderbilt	SECN	8:00 p.m.
2/11	Alabama (Play 4 Kay)	ESPN2/SECN	3:00 p.m.
2/19	at Texas A&M	SECN	6:00 p.m.
2/22	Auburn	SECN	8:00 p.m.
2/25	at Tennessee	ESPN	11:00 a.m.
2/29	at Georgia	ESPN2	8:00 p.m.
3/3	Kentucky	SECN	1:00 p.m.

1 - Hall of Fame Series Las Vegas  
2 - Cayman Island Classic  
3 - SEC/ACC Challenge



**January 21, 2024**

Baton Rouge, La.  
PMAC | 4:00 p.m. CT  
ESPN



Kim Mulkey	Head Coach	Mike Neighbors
17-2 (4-1 SEC)	Team Record	14-5 (2-2)
W at Alabama, 78-58	Last Game	W at Alabama, 77-59
91.3	Points Per Game	72.6
61.1	Points Allowed Per Game	62.8
48.7	Field Goal Percentage	38.1
36.7	Field Goal Percentage Defense	36.8
17.4	Assists Per Game	10.9
46.6	Rebounds Per Game	41.1
12.3	Steals Per Game	6.9
15.6	Turnovers Per Game	13.0
22.8	Turnovers Forced Per Game	15.4

## On The Break

- LSU's win over Virginia Tech marked Coach Kim Mulkey's 700th career victory. Doing so in 813 games as a head coach, Mulkey became the quickest in men's or women's DI history to reach 700 career wins.
- LSU has won 28 straight home games, one shy of the second longest streak (43 is the record), including 16 straight home SEC games (21 is the record)
- Through the first five SEC games, Angel Reese is averaging 21.8 ppg, 13.6 rpg and 3.0 apg. She has scored 20+ points in all five games and has grabbed 15+ rebounds twice.
- LSU trailed by one at the half against Alabama, but put offense and defense together in the second half, scoring 44 points and limiting the Tide to four made field goals in the final two quarters.
- LSU began SEC play 3-0, scoring over 80 points in each of the first three conference games for the first time in program history. LSU has had multiple players score at least 20 points in all three games and has had two games in which all five starters scored in double figures. Auburn snapped LSU's streak, holding the Tigers to a season-low, 62 points.
- LSU owns the nation's No. 2 scoring offense that averages 91.3 points per game. LSU leads the country the nation in free throw attempts (30.3 per game) and in made free throws (22.3 per game)
- In LSU's 133-44 win over McNeese the Tigers set program records for points scored in a game and largest margin of victory. Freshman Aalyah Del Rosario was dominant with 27 points and 10 rebounds, both career-highs. Mikaylah Williams had 26 and with contributions from Angelica Velez and Janae Kent, LSU's four freshmen had a combined 69 points.
- Mikaylah Williams scored 42 points in LSU's win over Kent State, the most by an LSU freshman during the NCAA era. Williams was an efficient 15-20 from the field. It was just the 11th time a LSU player has scored over 40 and it was the highest scoring game by a LSU player since Cornelia Gayden scored 49 (2/9/95).
- LSU's defense was key in helping power the Tigers past No. 9 Virginia Tech. After allowing the Hokies to shoot 42.1-percent in the first quarter, LSU held them to 40.6-percent for the game and only have up nine points in the second quarter. LSU forced 14 turnovers, including nine steals, which led to 12 points off turnovers.

## Last Game's Starters (LSU 78, Alabama 58)

G Hailey Van Lith: 8 points (2-8), 4 assists, 3 steals, 0 turnovers  
G Flau'Jae Johnson: 10 points (4-11), 8 rebounds, 3 assists, 3 steals, 1 block  
G Mikaylah Williams: 14 points (5-12), 5 rebounds, 2 assists, 1 steal  
F Aneesah Morrow: 20 points (6-15), 12 rebounds, 3 steals, 2 assists  
F Angel Reese: 20 points (7-16), 16 rebounds, 2 steals, 1 block

## Athletic Communications

Contact: Grant Kauvar  
Email: gkauva1@lsu.edu  
Cell: 720-771-2299

## Broadcast Information

Live stats: lsustats.com  
PxP: Tiffany Greene  
Analyst: Nikki Fargas

LSU  
PxP: Patrick Wright  
Analyst: Shaeeta Williams

UNIVERSITY

Location:	Baton Rouge, La.
Founded:	1860
Enrollment:	30,987
Nickname:	Tigers or Fighting Tigers
Colors:	Purple and Gold
Mascot:	Mike
Stadium:	Pete Maravich Assembly Center
Capacity:	13,215
Conference:	Southeastern
Band:	Bengal Brass Band

TEAM INFORMATION

Head Coach:	Kim Mulkey (3rd Season)
2021/22 Record	34-2
Home	17-0
Away	8-1
Neutral	7-1
2021/22 SEC Record	15-1 (2nd in SEC)
Home	9-0
Away	7-1
Neutral	0-0
Postseason	
SEC Tournament	1-1
NCAA Tournament	6-0
Final Ranking (AP/Coaches)	1/1
Starters Returning/Lost	2/3
Name of starters returning:	Flau'Jae Johnson, Angel Reese
Name of Starters Lost:	Jasmine Carson, Alexis Morris, LaDazhia Williams
Name of others returning:	Amani Bartlett, Izzy Besselman, Sa'Myah Smith, Last-Tear Poa
Names of newcomers:	Aalyah Del Rosario, Janae Kent, Aneesah Morrow, Hailey Van Lith, Angelica Veleze Mikaylah Williams

PROGRAM HISTORY

First Season	1975-76
Season	49th
All-Time Record	1026-497
All-Time SEC Record	324-218
NCAA Tournament Appearances/Last	28/2023
NCAA Final Four Appearances/Last	6/2023
SEC Regular Season Titles/Last	3/2008
SEC Tournament Titles/Last	2/2003

PRONUNCIATION GUIDE

Amani Bartlett	Uh-mahn-ee
Aalyah Del Rosario	uh-lee-uh del roh-sar-ee-oh
Janae Kent	juh-nay
Flau'Jae Johnson	flah-jhay
Aneesah Morrow	ah-nee-sah more-oh
Sa'Myah Smith	suh-my-ah
Angelica Velez	Ann-jel-uh-kuh vuh-lez
Mikaylah Williams	muh-kay-lah


LSU WOMEN'S BASKETBALL ROSTER

NO.	NAME	POS	HT.	CL.-EXP	HOMETOWN (PREVIOUS SCHOOL)
1	Angelica Velez	G	5-7	Fr.-HS	Bronx, N.Y. (The Webb School (Tenn.))
2	Amani Bartlett	F	6'3"	Jr.-2L	Cleveland, Texas (Houston Christian HS)
4	Flau'Jae Johnson	G	5-10	So.-1L	Savannah, Georgia (Sprayberry HS)
5	Sa'Myah Smith	F	6-2	So.-1L	DeSoto, Texas (DeSoto HS)
10	Angel Reese	F	6-3	Jr.-1L	Baltimore, Maryland (Maryland) (St. Frances Academy)
11	Hailey Van Lith	G	5-9	Gr.-Tr.	Wenatchee, Washington (Louisville) (Cashmere HS)
12	Mikaylah Williams	G	6-0	Fr.-HS	Bossier City, Louisiana (Parkway HS)
13	Last-Tear Poa	G	5-11	Jr.-1L	Melbourne, Australia (Northwest Florida State College) (UC Senior Secondary College Lake Ginninderra)
14	Izzy Besselman	G	5-10	So.-1L	Baton Rouge, La. (The Episcopal School of Baton Rouge)
20	Janae Kent	G	6-1	Fr.-HS	Oak Forest, Illinois (Oak Forest HS)
23	Aalyah Del Rosario	C	6-6	Fr.-HS	Bronx, N.Y. (The Webb School (Tenn.))
24	Aneesah Morrow	G	6-1	Jr.-Tr.	Chicago, Illinois (DePaul) (Simeon HS)


COACHING STAFF

Kim Mulkey	Head Coach
Alma Mater	Louisiana Tech (1984)
Career Record	709-114 / 23rd Season
LSU Record	77-10 / 3rd Season
Bob Starkey (2nd Season)	Associate Head Coach
Daphne Mitchell (3rd Season)	Assistant Coach
Gary Redus II (2nd Season)	Assistant Coach
Kaylin Rice (3rd Season)	Assistant Coach/Director of Women's Basketball Recruiting
Joe Schwartz (3rd Season)	Assistant Coach/Assistant Director of Ops
Johnny Derrick (3rd Season)	Assistant AD/Director of Ops
Jennifer Roberts (3rd Season)	Director of Player Personnel and Influence
Chante' Crutchfield (3rd Season)	Assistant Director of Ops/Recruiting
Jordin Westbrook (3rd Season)	Director of Operations/Special Assistant to Head Coach
Renee' Braud (21st Season)	Administrative Coordinator

By The Numbers



The amount of made field goals LSU's defense allowed in the second half in its win at Alabama



LSU has score 80+ points in 14 games this season. It has won all games it has scored 80 points



The amount of charges Last-Tear Poa has taken this season

On The Break

Tigers Use Big Third Quarter In Win At Alabama

Through the first two quarters in Tuscaloosa, LSU trailed by one as Alabama's Aaliyah Nye had 18 points. In the second half, LSU cranked up the defensive pressure. Flau'Jae Johnson locked Nye down and held her to zero second half points and the Tigers limited Alabama to 4-25 shooting in the final 20 minutes. Johnson finished with 10 points and 18 rebounds. Angel Reese and Aneesah Morrow both had 20-point double-doubles.

Mulkey Passes Sue Gunter On All-Time Wins List

LSU's win at Alabama marked her 709th career victory as a head coach as she passed the late, great Sue Gunter in all-time NCAA wins. The game was Mulkey's 77th win at LSU in her third season. Gunter was 442-221 in 22 seasons at LSU.

Aneesah Morrow Nearing 2,000 Career Points

Aneesah Morrow surpasses 1,000 career rebounds earlier in the season and now she is knocking on the door of 2,000 career points. Following LSU's win at Alabama, Morrow has 1,919 career points.

LSU Drops Road Matchup At Auburn

When No. 7 LSU lost on the road at Auburn, it marked the eighth time in program history that an LSU team ranked in the top seven lost to an unranked team. It most recently happened in 2007 on the road at Ole Miss. Against Auburn, LSU scored a season low 62 points and did not make a three point attempt.

Elite Level Scoring

LSU owns the nation's top scoring offense that averaged 93.8 points per game. All five of LSU's starters average in double figures and the Tigers have had six games in which at least five players have scored at least 10 points.

A Strong Showing Against The Nation's Top Scoring Defense

Going into LSU's matchup with Texas A&M, the Aggies had not allowed an opponent to score over 65 points since November 16. Texas A&M was the only team holding opponents to below 50 points per game, but Angel Reese and Aneesah Morrow both scored at least 20 and all five Tiger starters scored in double figures to win the game 87-70.

Reese had 20 points, 18 rebounds and 7 assists in the win over TAMU. It was her second 20-15-5 game at LSU as she is the only player in the SEC over the past 25 years with multiple such games in a career, per ESPN Stats & Info.

The Show Travels To Oxford

LSU traveled to Ole Miss for its first SEC road game of the year in front of a SJB Pavilion record crowd of 9,074. After taking a double-digit lead into halftime, LSU lost its lead in the third quarter, but responded with a strong fourth to earn an 11-point road win. Mikaylah Williams scored 20 points and snatched a career-high four steals while Angel Reese had 21 points and nine rebounds.

Road Crowds Want To See The Tigers

When LSU takes to the road, the crowds comes out to see the show. In the Tigers' five true road games this season, each game has drawn a record crowd for those programs or arenas:

at Southeastern: 7,500 (soldout, SLU record)  
at Coppin State: 4,100 (soldout, CSU record)  
at Ole Miss: 9,074 (Ole Miss WBB and Pavilion Record)  
at Auburn: 7,720 (Auburn WBB record inside Neville Arena)  
at Alabama: 5,575 (Alabama WBB record)

Poa Takes Charges

Last-Tear Poa is always willing to sacrifice her body on defense to take a charge. She has taken 23 charges this season (as of 1/19).

Third Quarter Separation

LSU has used the third quarter to separate itself in games throughout the season, coming out for the second half with an extra gear. The Tigers have outscored their opponents by 208 points in third quarters this year for an average of +13.9 each game.

Beginning SEC Play With A 20-Point Win Over Missouri

Three LSU players finished with over 20 points as LSU took down Missouri, 92-72, to open SEC play in the PMAC. Morrow had 25, Johnson had 24 and Reese had 21 to propel LSU to victory. Both Reese and Morrow recorded double-doubles and Morrow went over 1,000 career rebounds in her college career. After going into the half up by seven, LSU separated itself in the third quarter, outsourcing Missouri by 15 out of the break to carry a 22-point lead into the fourth.

Double Double-Doubles

LSU has a variety of double-double threats on its team. Angel Reese and Aneesah Morrow are both double-double stars with both of them having over 50 career double-doubles. Other than those two, LSU has a mix of other players who can both score and rebound at a high level. Here is a list of games in which the Tigers have had two or more players post double-doubles in the same game.

MVSU (Reese, Smith)  
SLU (Morrow, Johnson)  
ULL (Morrow, Williams)  
McNeese (Reese, Morrow, Del Rosario)  
NSU (Reese, Morrow)  
Jacksonville (Reese, Morrow)  
Missouri (Reese, Morrow)  
at Auburn (Reese, Morrow)  
at Alabama (Reese, Morrow)

Road Win At Coppin State

LSU's final game before the Holiday break took the Tigers to Baltimore, a homecoming for Angel Reese, to face Coppin State. It marked the first time that a defending women's national champion played a game at an HBCU. Reese led the game with 26 points and tied her career-high with 5 steals. Aneesah Morrow recorded her 7th double-double in a row with 13 points and 13 rebounds. Last-Tear Poa led the offense effectively with a career-high 8 assists to go with 0 turnovers.

TIGER TRENDS

	2023-24	Mulkey*	Streak
November	8-1	20-2	W8
December	5-0	20-0	W20
January	4-1	17-4	W1
February	0-0	13-1	W4
March	0-0	7-3	W5
April	0-0	1-0	W1

LSU's Conference Record...

at home	2-0	16-1	W16
on the road	2-1	16-4	W1
neutral	0-0	1-2	L1

LSU's Non-Conference Record...

at home	9-0	25-2	W107
on the road	2-0	4-0	W5
neutral	2-1	10-1	W2

LSU's Record In Games...

decided by 10 or less	1-1	22-4	L1
decided by 5 or less	1-1	8-3	L1
decided by 3 or less	1-0	5-2	W2
that go to overtime	0-0	2-0	W2

LSU's record when scoring...

less than 50 points	0-0	0-0	L8
50+ points	17-2	77-10	W1
60+ points	17-2	74-10	W1
70+ points	17-1	63-4	W17
80+ points	15-0	41-0	W67

LSU's record when allowing...

50 or fewer points	6-0	27-0	W47
60 or fewer points	9-0	47-0	W49
70 or fewer points	12-1	65-3	L1
71+ points	4-1	11-7	W4

LSU's record when...

leading after the 1st qtr	14-1	67-3	W14
trailing after the 1st qtr	2-1	6-7	L1
tied after the 1st qtr	0-0	3-0	W3
leading at halftime	14-1	65-3	L1
trailing at halftime	0-1	7-6	L1
tied at halftime	2-0	3-1	W2
leading after the 3rd qtr	16-1	68-3	L1
trailing after the 3rd qtr	0-1	7-7	L1
tied after the 3rd qtr	0-0	0-0	
the game goes to overtime	0-0	2-0	W2

\*Coach Mulkey at LSU

TRACKING THE STARTERS

Poa, Johnson, Williams, Morrow, Reese	10
Van Lith, Poa, Williams, Smith, Reese	2
Van Lith, Johnson, Williams, Smith Morrow	2
Van Lith, Johnson, Williams, Morrow, Reese	2
Van Lith, Johnson, Williams, Smith, Reese	1
Van Lith, Poa, Williams, Smith, Morrow	1
Van Lith, Johnson, Williams, Morrow, Del Rosario	1

LSU's 2023-24 100-Point Games

11/9/23	vs. Queens (1)	112-55
11/12/23	vs. MVSU (1)	109-47
11/14/23	vs. Kent State (1)	109-79
11/20/23	vs. Texas Southern	106-47
12/12/23	vs. McNeese*	133-44
12/30/23	vs. Jacksonville	110-68

Numbers in () signify a streak

\* LSU records for points and victory margin

## 2023-24 Honors/Awards

### Angel Reese

- Preseason AP All-America
- Preseason SEC Player of the Year (Coaches and Media)
- Preseason First Team All-SEC (Coaches and Media)
- Preseason Katrina McClain Award Watchlist
- SEC Player of the Week (12/19)

### Flau'jae Johnson

- Coaches Preseason Second Team All-SEC
- Media Preseason First Team All-SEC

### Aneesah Morrow

- Preseason AP All-America Honorable Mention
- Preseason Cheryl Miller Award Watchlist
- Coaches Preseason Second Team All-SEC (Coaches and Media)
- Cayman Islands Classic All-Tournament Team
- 32.5 ppg, 13.0 rpg
- ESPN Player of the Week (11/27)
- SEC Player of the Week (11/28)
- USBWA Player of the Week (11/28)

### Hailey Van Lith

- Preseason AP All-America Honorable Mention
- Preseason Ann Meyers-Drysdale Award Watchlist
- Preseason First Team All-SEC (Coaches and Media)

## Embrace The Future

LSU signed Jada Richard, Louisiana's top prospect, on November 8 to kick off the signing period. The four-star guard out of Lafayette Christian Academy has won three straight state championships across three divisions. In this year's championship game, she scored 32 points with six rebounds, five assists and five steals, being named the game's Most Outstanding Player.

### LSU Career Double-Double Record

	Player	Seasons	Double-Doubles
1.	Sylvia Fowles	2004-08	86
2.	Angel Reese	2022-Present	44

### Angel Reese with 25+ Points and 10+ Rebounds

Reese had 25 points and 14 rebounds in LSU's win over NSU. Over the past two seasons since coming to LSU, Reese has 17 games with at least 25 points and 10 rebounds, the most in the NCAA during that span per ESPN.

### LSU Hosts Christmas Clubhouse

On December 15 LSU hosted Christmas Clubhouse in conjunction with Empower 225 and Healing Place Church in Baton Rouge. The whole team donated gifts along with countless other gifts that were donated by fans at LSU's toy drive during the McNeese game. The toys were donated at the event to underprivileged youth in North Baton Rouge.

### Record Setting vs. McNeese

LSU set program records in points scored and margin of victory with a 133-44 win over McNeese. Freshman Aalyah Del Rosario had 27 points and 10 rebounds, both career-highs. Freshman Mikaylah Williams was right behind her with 26 points. With contributions from Angelica Velez and Janae Kent, LSU's four freshmen combined for 69 points. Angel Reese and Aneesah Morrow also both had double-double while Williams, Velez and Flau'Jae Johnson each had 5+ assists with no turnovers.

### Morrow, Reese, Williams Trio vs. Louisiana-Lafayette

The trio of Aneesah Morrow, Angel Reese and Mikaylah Williams were dominant in LSU's win over ULL, combining for 65 points and 30 rebounds. Morrow and Williams both had double-doubles and Williams set a career-mark with 11 rebounds.

### Aneesah Morrow With 15 Points and 15 Rebounds

Aneesah Morrow has begun to show her dominating potential one month into the season. In LSU's past two games she had 37 points and 16 rebounds against Virginia and 19 points and 15 rebounds against Virginia Tech. She now has 30 career games with at least 15 points and 15 rebounds, the fourth most in DI over the past 25 seasons. She trails only Oklahoma's Courtney Paris (60), Oregon's Jillian Alleyne (48), and UIC's Ruvanna Campbell (31). (Stat from ESPN's Michael Voepel)

### Defense Leads LSU In Win Over No. 9 Virginia Tech

LSU's defense was key in helping power the Tigers past No. 9 Virginia Tech. After allowing the Hokies to shoot 42.1-percent in the first quarter, LSU held them to 40.6-percent for the game and only have up nine points in the second quarter. LSU forced 14 turnovers, including nine steals, which led to 12 points off turnovers.

### Kim Mulkey Becomes Quickest Coach To 700 Wins

LSU's win over Virginia Tech marked Coach Kim Mulkey's 700th career victory. Doing so in 813 games as a head coach, Mulkey became the quickest in men's or women's DI history to reach 700 career wins. Geno Auriemma currently is the quickest on the women's side; it took him 22 games. Adolph Rupp leads on the men's side, reaching 700 in 836 games. Mulkey will likely become the third coach to reach the 700 win mark in less than 900 games.

### Small Lineup Comes Thru Against Virginia

After Sa'Myah Smith went down with a knee injury in LSU's game against Niagara, LSU was forced to use a small lineup in its second game at the Cayman Islands Classic against Virginia. The rotation that played the majority of the game included Last-Tear Poa, Hailey Van Lith, Mikaylah Williams, Flau'Jae Johnson and Aneesah Morrow. LSU was able to battle to a three-point victory despite having limited depth. Johnson played out of position in the 4 spot and struggled to score, but came down with a career-high 15 rebounds to be useful on the boards.

### Neesthabeast - Cayman Islands Classic All-Tournament Team

Aneesah Morrow put up huge numbers in the Cayman Islands Classic. In LSU's first game against Niagara she had a season-high 28 points, 10 rebounds and 5 steals. It was her third time in four games with 5+ steals and it was the 14th game of her career with 25+ points, 10+ rebounds and 5+ assists; no other player has six such games over the past 25 seasons.

Against Virginia she led the Tigers with another season-high 37 points and 16 rebounds. It was the second game of her career with at least 25 points and 15 rebounds. She averaged 32.5 points and 13.0 rebounds at the Cayman Islands Classic to be named to the All-Tournament team.

### Emphasis on Defensive "Kills" and other Defensive Benchmarks

One of LSU's main defensive goals in games is to get what the team calls defensive kills. A kill is when LSU gets three consecutive stops on the defensive end and the Tigers' goal is to have eight kills per game. Another big defensive goal for the Tigers is to hold opponents to shooting 39.9-percent from the field or lower. Two other points of emphasis on defense for LSU are points in the paint and free-throw attempts; the goal for those can vary depending on who LSU is playing and what their style of play is.

### Get To The Line

LSU ranks No. 2 in the country in free throw attempts per game at 28.9 which leads the SEC. The Tigers lead the nation with 22.0 made free throws per game.

### Williams Explodes For 42 Points; Most By LSU Freshman in NCAA Era

Mikaylah Williams played like the top freshman in the country against Kent State, scoring a staggering 42 points, 30 of which came in the second half. She was efficient, going 15-20 from the field (5-8 3FG). It was the most points scored by a LSU freshman in the NCAA Era; Maree Jackson scored 45 and 44 points in games during her freshman season in 1976-77. Williams' 40+ point performance was the 11th in program history and it was the most points scored by a Tiger since Cornelia Gayden had 49 (2/9/1995).

### Morrow Effective Offensively and Defensively vs. Kent State

Aneesah Morrow was dominant on offense and defense in LSU's win over Kent State. She had 17 points, 9 steals, 8 rebounds, 2 assists and 2 blocks. The 9 steals were one shy of the LSU record; both Raigyn Moncrief (2017) and Cornelia Gayden (1995) had 10 steals in a game.

### 70 Points In A Half

After scoring 39 points in the first half against Kent State, LSU erupted for 70 points in the second half, led by Mikaylah Williams with 30. It was the most points ever scored in a half by LSU. The Tigers had 67 in the second half against Northwestern State in 1986.

### Sa'Myah Smith Off To A Strong Start



After recording a career-high 16 points in LSU's season opener against Colorado, Smith set a new career-high with 21 points in LSU's home debut against Queens on 9-11 shooting. She had 21 again against MVSU and grabbed 11 rebounds for her second career double-double. Smith turned down the opportunity to play USA Basketball over the summer and instead opted to stay in Baton Rouge, working in the weight room and the gym to improve going into her sophomore season.

Mikaylah Williams On Fire From Three

Williams recorded the first 20-point game of her career against MVSU, going 5-6 from three. Through the first week of the season Williams is No. 2 in the SEC in three-point shooting at 63.6-percent. As a freshman, she has already shown the ability to be a high volume scorer for the Tigers.

Mulkey Presents Championship Rings To Former Coaches

Coach Mulkey bought all of her former coaches she played for national championship rings and presented those to them at halftime of the MVSU game. She presented rings to Ms. Fairy Hannible (Hammond Jr. High), Gayle Montalvo (AAU), Charlie Domino (AAU), Mary Jo Castell (Hammond High), Iwana McGee (Hammond High), Sonja Hogg (LA Tech) and Leon Barmore (LA Tech) all of whom she played for in Louisiana.

"That group meant a lot to the state of Louisiana. That was basketball royalty on the women's side," Mulkey said. "A lot of them didn't get the recognition that women's basketball gets now. But that was a lot of wins on that floor. All of those people in this state have done a tremendous amount of good for women's basketball."

Reese Goes Over 1,000 Career Rebounds

Angel Reese secured her 1,000th career rebound during LSU's game against Queens. A rebounding machine, Reese came to LSU with 430 rebounds and her prowess on the boards has helped LSU elevate to one of the top teams across the country.

LSU Championship Rings

Commemorating the program's first NCAA Championship, the rings have a number of special features that help tell the story of last year's team. The top of the ring features 102 brilliant white stones in recognition of the amount of points the Tigers scored in the game against Iowa, a NCAA Championship game record. One side of the ring features a puzzle piece shaped like the state of Louisiana and last season's team motto 'Piece It 2gether' while the other side has the National Championship trophy with a singular purple stone to symbolize the program's first national championship. The bottom of the ring has LSU's tournament motto of Focus 4 Four, a nod to the goal of reaching a Final Four and the four quarters of effort that winning a NCAA Tournament game requires. The inside of the ring has the scores from all six of LSU's 2023 NCAA Tournament wins. Each ring has the recipient's name and number on it along with the year 2023 and last season's record of 34-2.

Third Season Opening Loss For Coach Mulkey

For just the third time in her career, Coach Mulkey lost the season opener. It was the first time she lost the season opener since the 2009-10 season at Tennessee. Her other season opening loss came at LSU to begin the 2004-05 season. Coach Mulkey went on to lead her team to a National Championship victory in 2005 and the Final Four in 2010.

LSU Enters The Season Ranked No. 1

After claiming the first national championship in program history and with multiple stars returning, LSU also reloaded with the nation's top two players out of the transfer portal and the nation's No. 1 ranked recruiting class. With an abundance of talent LSU was selected as the Preseason No. 1 team in the country for the first time in program history. Including last season when the Tigers finished ranked No. 1, this marks the fourth season where LSU has been ranked No. 1 at any point throughout the year.

Seasons LSU Held A No. 1 Ranking

1977-78  
2004-05  
2022-23  
2023-24

Tuned In To The Tigers

LSU's NCAA Championship game victory was viewed by a record 9.9 million viewers on ABC who watched LSU score a NCAA Championship game record 102 points to claim the program's first national championship. This season LSU will be featured on national television for 18 games. The Tigers' season opener will premiere on TNT in Las Vegas against Colorado.

Return Of Showtime

During the 2022-23 season LSU put in a show that culminated in Dallas with the program's first National Championship. Fans were captivated by not just the Tigers exciting presence playing basketball, but also by the personality of the team away from the court. The Tigers return personalities like Angel Reese and Flau'Jaé Johnson whose star power rose throughout the season. LSU also brought in nationally known stars like Hailey Van Lith and Aneeshah Morrow from the transfer portal. Everytime the Tigers take the court, they look to put on a show.

The Summer of Angel Reese

Angel Reese had a prolific rise throughout her first year at LSU. She came to LSU with 70K followers on Instagram, but that number has now ballooned over 2-million. Fans were captivated by her tenacity on the court as she set records. As somebody who speaks her mind, Reese also proved to be somebody who can inspire fans. She was able to carry her momentum throughout the offseason where she won awards and was featured prominently throughout various forms of media. Throughout the offseason, Reese won the ESPY for Best Breakthrough Athlete and was

Coach Mulkey's WNBA Draft Picks

Player	Year	Team	Round	Pick
Sheila Lambert	2002	Charlotte	1	7
Danielle Crockrom	2002	Utah	1	11
Steffanie Blackmon	2005	Seattle	3	38
Sophia Young	2006	San Antonio	1	4
Bernice Mosby	2007	Washington	1	6
Angela Tisdale	2008	Chicago	3	33
Jessica Morrow	2009	Atlanta	3	27
Britney Griner	2013	Phoenix	1	1
Brooklyn Pope	2013	Chicago	3	28
Odyssey Sims	2014	Tulsa	1	2
Niya Johnson	2016	Atlanta	3	28
Alexis Jones	2017	Minnesota	1	12
Alexis Prince	2017	Phoenix	3	29
Kristy Wallace	2018	Atlanta	2	16
Kalani Brown	2019	Los Angeles	1	7
Chloe Jackson	2019	Chicago	2	15
Lauren Cox	2020	Indiana	1	3
Te'a Cooper	2020	Phoenix	2	18
Juicy Landrum	2020	Connecticut	3	35
Khayla Pointer	2022	Las Vegas	2	13
Faustine Aduwa	2022	Las Vegas	3	35
LaDazhia Williams	2023	Indiana	2	16
Alexis Morris	2023	Connecticut	2	22

LSU's WNBA Draft Picks

Player	Year	Team	Round	Pick
Elaine Powell	1999	Orlando	4	50
Katrina Hibbert	2000	Seattle	4	57
Marie Ferdinand	2001	Utah	1	8
April Brown	2001	Indiana	4	51
Aiysha Smith	2003	Washington	1	7
DeTrina White	2003	Indiana	2	20
Ke-Ke Tardy	2003	San Antonio	2	25
Doneeka Hodges	2004	Los Angeles	2	25
Temeka Johnson	2005	Washington	1	6
Seimone Augustus	2006	Minnesota	1	1
Scholanda Dorrell	2006	Sacramento	1	14
Sylvia Fowles	2008	Chicago	1	2
Erica White	2008	Houston	2	17
Quianna Chaney	2008	Chicago	2	19
Allison Hightower	2010	Connecticut	2	15
LaSondra Barrett	2012	Washington	1	10
Theresa Plaisance	2014	Tulsa	3	27
Raigyne Moncrief-Louis	2018	Las Vegas	3	25
Khayla Pointer	2022	Las Vegas	2	13
Faustine Aduwa	2022	Las Vegas	3	35
LaDazhia Williams	2023	Indiana	2	16
Alexis Morris	2023	Connecticut	2	22

## In The Polls

LSU Week-By-Week	AP	Coaches
Preseason	1	1
Week 1	7	5
Week 2	7	5
Week 3	7	5
Week 4	7	4
Week 5	7	6
Week 6	7	6
Week 7	7	6
Week 8	7	5
Week 9	10	

## Stat Rankings

Team Stat	Value	SEC Rank	National Rank
Assists/Game	17.4	2	32
Blocks/Game	5.6	4	12
FG%	48.7	2	12
FT Attempts/Game	30.2	1	1
FT Made/Game	22.3	1	1
Reb. Margin	+15.4	1	3
Reb./Game	46.6	3	6
Score Margin	+30.2	2	3
Steals/Game	12.3	1	11
Turnover Margin	+7.3	1	7
Forced Turnovers	22.8	1	6

named the BET Sportswoman of the Year. She was also featured on the TIME NEXT100 list. Reese appeared on the cover of Sports Illustrated with LSU gymnast Livvy Dunne for the magazine's money issue. She also appeared in a music video with Cardi B and Latto for the song 'Put It On Da Floor Again.' She has used her platform to give back, starting the Angel C. Reese Foundation which she has used to create a scholarship at St. Frances Academy in Baltimore where she went to high school as well as hosting an event at McKinley Elementary in Baton Rouge, donating bags and school supplies. The city of Baltimore also unveiled an outdoor court in the name of Angel Reese on the same day she threw out the first pitch at a Baltimore Orioles game. Reese continued to hoop throughout the summer as well and helped Team USA earned a Silver Medal at the FIBA AmeriCup. She recorded three double-doubles in the tournament and set the USA AmeriCup rebound record with 72 through the first six games.

After a summer of travel and stardom, Reese returned to campus for the start of school ready to get back with her team on the floor. In her second year now at LSU, Reese has high expectations for herself going into what could be her last college season. She has two years of eligibility remaining, but will be eligible to enter the WNBA draft after the season if she chooses. Reese has said that she will not worry about that decision until after the conclusion of the season.

### Flau'Jae Johnson Gives Back And Elevate Brand

After claiming SEC Freshman of the Year and starting all 36 games of LSU's championship season, Johnson continued to elevate her brand throughout the Summer. The rap star who is signed with Jay Z's RocNation performed at Jay Z's Made In America music festival in Philadelphia. She also spent time at home in Savannah, Georgia, giving back to the town where she grew up. Johnson made a \$10K donation along with basketball shoes, uniforms, backpacks and school supplies to the Frank Callen Boys and Girls Club where she has some of her fondest memories. The city of Savannah also dedicate an intersection in her name. She also visited the Chatham County jail to offer support, counsel and encouragement to inmates there. She has previously done the same at Rikers Island jail in New York.

### Mulkey Returns With A Healthy Heart

After noticing a tingling in her middle finger throughout the season, Coach Mulkey went to get it checked out at Our Lady of the Lake and was diagnosed with carpal tunnel syndrome and got treated. During that visit she asked the doctors for a neck scan to make sure everything looked good from a 2018 disk replacement surgery. During the scan, doctors noticed plaque in her carotid arteries. From there she went to see a cardiologist where they ran a stress test and discovered a 95-99% blockage in an artery. Mulkey had two stints put in and is back to full health. Despite being asymptomatic, Mulkey had the risk of having a heart attack and she is using her platform to encourage those over the age of 50 to have a stress test done.

### 20/20 Angel Vision

Angel Reese has recorded six 20/20 games in her LSU career. Prior to this season there were 19 total recorded 20/20 games in LSU history. Maree Jackson holds the LSU record for 20/20 games in a season with 8 during the 1976-77 season.

vs. Oregon State (12/18/22): 25 points, 20 rebounds  
 vs. Texas A&M (1/5/23): 26 points, 28 rebounds  
 at Texas A&M (2/5/23): 26 points, 22 rebounds  
 vs. Ole Miss (2/16/23): 36 points, 20 rebounds  
 vs. MSU (2/26/23): 23 points, 26 rebounds  
 vs. Michigan (3/19/23): 25 points, 24 rebounds

With at least 26 rebounds in two games, including a school record 28, Reese is the only SEC player in the NCAA era with multiple 26+ rebound games in her career.

### The New Additions

After claiming the first National Championship in program history, LSU reloaded its roster with the top two players in the transfer portal and the nation's No. 1 ranked recruiting class.

### Hailey Van Lith

Hailey Van Lith was the top-rated player by ESPN in the transfer portal as a guard from Louisville. It marked the second consecutive year LSU landed the top portal player after Angel Reese transferred to LSU last year. Over the past three seasons, Van Lith has been one of the top players in the ACC and in the country. Last season she was on the First-Team All-ACC and was an AP All-America honorable mention. She averaged 19.7 points, 3.2 assists and 4.5 rebounds per game last season and was the only player in American other than Iowa's Caitlin Clark who averaged at least 19 points, 4 rebounds and 3 assists. Over the Summer, Van Lith claimed a Gold Medal with Team USA at the 3x3 FIBA World Cup.

### Annesah Morrow

Annesah Morrow came to LSU from DePaul as ESPN's No. 2 rated player in the transfer portal. A double-double machine, Morrow has 53 double-doubles in 66 career games. She led the Big East in rebounding both of the past two seasons and finished second in the conference in scoring both years. Last season Morrow averaged 25.7 points (No. 4 in NCAA) and 12.2 rebounds (No. 7 in NCAA). She and Angel Reese were the only two players in the country to rank inside the top-10 nationally in both scoring and rebounding. As a freshman during the 2021-22 season both the WBCA and USBWA tabbed Morrow as the National Freshman of the Year.

### Mikaylah Williams

Mikaylah Williams was a highly recruited guard as the top player in her class according to AGSR, Prospects Nation and the Jr. All-Star National rankings. A native of Bossier City, Louisiana, Williams decided to stay home as the two-time reigning Louisiana Gatorade Player of the Year and she led Parkway High School to a State Championship as a senior. Williams is an all-around talent who played in the McDonald's High School All-America Game and was named the 2023 Morgan Wooten National Player of the Year. In September Mikaylah Williams led Team USA to its second consecutive Gold Medal at the 3x3 FIBA U18 World Cup where she was named the tournament's MVP for the second straight year.

### **Aalyah Del Rosario**

Aalyah Del Rosario is from the Bronx, New York and has roots in the Dominican Republic where she grew up playing basketball. A 6-6 center, Del Rosario was the top post player in the class and was ranked as high as No. 4 overall by Just Women's Sports. She played high school ball at The Webb School in Tennessee with fellow LSU freshman Angelica Velez where the two teamed up to win back-to-back State Championships to close out their high school careers. Del Rosario was on the Naismith High School All-America Team.

### **Angelica Velez**

Angelica Velez is a shift guard from the Bronx, New York who was ranked as the No. 21 player in her class by Prospects Nation. As a senior at the Webb School in Tennessee, Velez was named the 2023 Division II-A Miss Tennessee Basketball Player of the Year. She teamed up with fellow LSU freshman Aalyah Del Rosario at the Webb School where the two teamed up to win back-to-back State Championships to close out their high school careers. Velez played in the Ballislife All-America Game.

### **Janae Kent**

Janae Kent is an all-around guard who has the size and athleticism at 6-1 to be a threat anywhere on the floor. An Oak Forest, Illinois native, Kent earned multiple South Suburban (Chicago) Conference Player of the Year Awards at Oak Forest High School. She scored over 1,000 points during her high school career.

### **Reese Led The SEC in Scoring and Rebounding**

Reese averaged 23.0 points and 15.4 rebounds throughout the 2022-23 season, leading the SEC in both categories. She was the fourth player to lead the league in both categories, joining South Carolina's Marsha Williams (21.4 ppg, 11.3 rpg in 1992), Vanderbilt's Wendy Scholtens (21.4 ppg, 10.7 rpg in 1991 and 22.5 ppg, 10.9 rpg in 1989) and Georgia's Katrina McClain (24.9 ppg, 12.2 rpg in 1987).

### **A History Of Australian Players at LSU**

In joining LSU prior to the 2022-23 season, Last-Tear Poa (Melbourne) became the seventh LSU Women's Basketball player from Australia, joining a list of great Australian basketball players for the Tigers. Three Australians rank in the Top-10 for the most points in school history. Julie Gross' (Tatura) 2,488 career points rank 3rd all-time in program history and she is one of just five Tigers with over 2,000 career points while Maree Jackson's (Albury) 1,852 career points rank 7th and Katrina Hibbert's (Melbourne) 1,695 career points rank No. 9 on LSU's all-time scoring list. With 1,466 career rebounds, Gross also ranks second in program history for career rebounds. Gross and Jackson were also the pillars on the only LSU Women's team to reach a postseason championship game, leading the Tigers to the 1977 AIAW Championship game as one of the most dominant center-forward combos in program history. Sharna Ayres (Melbourne), Alliyah Fareo (Sydney) and Louise Klaffer (Adelaide) are the three other players from Australia to play at LSU.

### **A Special Australia To LSU Connection**

During her club days in Australia, Last-Tear Poa played club basketball for former LSU Australian star Katrina Hibbert.

### **A Position Focused On NIL**

As the era of Name, Image, and Likeness continues to evolve within collegiate athletics, head coach Kim Mulkey announced on the one-year anniversary of NIL, that Jennifer Roberts would take on a first-of-its-kind role in women's college basketball as LSU Women's Basketball's Director of Player Personnel and Influence. In this role, Roberts helps players within the program develop their personal brands, make informed decisions, and maximize their NIL opportunities. Roberts works closely with the NILSU staff to enhance branding opportunities and to ensure each women's basketball player at LSU has the opportunity to grow their brands to the fullest potential.

### **A LSU Collection Of Hall of Fame Coaches**

LSU is the only women's basketball program with three coaches in the Naismith Basketball Hall of Fame. Sue Gunter was inducted in the Class of 2005, Van Chancellor in the Class of 2007 and Kim Mulkey in the Class of 2020. Gunter coached for 22 seasons (1982-2004) at LSU and put together a 442-221 record. She led LSU 14 NCAA Tournaments, including its first Final Four in her final season. Chancellor coached at LSU from 2007-11 and compiled a 90-40 record. He was also the head coach of the first WNBA Dynasty in the Houston Comets where he earned three WNBA Coach of the Year honors and won the league's first four titles. Although she was a part of the 2020 class, Mulkey was not inducted into the Naismith Hall of Fame until May 2021 (due to COVID), just a month after being named the head coach at LSU. In her first season in Baton Rouge, she led the greatest turnaround by a first-year head coach in SEC history and earned her third AP National Coach of the Year award. Geno Auriemma, Muffet McGraw and Mulkey are the only three coaches with three AP National Coach of the Year honors.

### **A PMAC Record Season Attendance**

For the second consecutive year to start the Kim Mulkey Era at LSU, the Tigers set a program record for home attendance. With a total attendance of 112,983 throughout Coach Mulkey's first year at LSU a record was set, but Coach Mulkey's second year at LSU saw that record shattered. For the 2022-23 season the total PMAC attendance was 148,468 as fans came to see the show that is LSU Women's Basketball. Those fans did not see the Tigers lose as LSU was 17-0 in the PMAC throughout the season that ended with them lifting the national championship trophy. The final home regular season game against Mississippi had an attendance of 15,721, setting the record for the largest PMAC crowd ever, regardless of sport.

### **Record Season Ticket Sales**

LSU has sold out its season tickets for the first time ever. A total of 9,750 season tickets have been purchased leaving seats still open for the student section as well as a limited amount of individual game tickets.

### **The Dream Team**

The Dream Team is the LSU Women's Basketball practice team that is comprised of male students at LSU. The Dream Team is designed to go up against the Tigers every day in practice to help push the team while allowing practices to run efficiently.

### **Fast Break Club**

The Fast Break Club is the LSU Women's Basketball Booster Club that is designed to help the Tigers achieve both on and off the court. It gives fans an opportunity to feel like they are apart of the program with monthly luncheons during the season that Coach Mulkey speaks at. The Fast Break Club has over 200 members already and is still growing in Coach Mulkey's first season leading the Tigers.

## 2023-24 Season and Career Breakdown

### Season Breakdown

Player	10+ PTS	20+ PTS	30+ PTS	40+ PTS	10+ REBS	20+ REBS	5+ ASTS	10+ ASTS	DBL DBL	TRP DBL
Bartlett	--	--	--	--	--	--	--	--	--	--
Besselman	--	--	--	--	--	--	--	--	--	--
Del Rosario	3	1	--	--	2	--	--	--	1	--
Johnson	15	2	--	--	2	--	2	--	1	--
Kent	--	--	--	--	--	--	--	--	--	--
Morrow	17	8	1	--	12	--	--	--	12	--
Poa	--	--	--	--	--	--	7	--	--	--
Reese	15	10	--	--	11	1	1	--	10	--
Smith	3	2	--	--	2	--	--	--	--	--
Van Lith	10	1	--	--	--	--	8	--	--	--
Velez	1	--	--	--	--	--	1	--	--	--
Williams	15	5	1	1	1	--	4	--	1	--

### Season Highs

PTS	ASTS	REB	3PM	FGM	FTM	STL	BLK
4	--	--	--	2	--	--	2
2	--	2	--	1	--	2	--
27	1	10	--	10	7	2	4
20	5	15	1	11	5	5	3
7	3	6	--	6	1	3	3
37	2	16	1	15	6	9	3
6	8	6	--	2	3	6	1
28	7	20	--	11	11	6	1
21	1	11	--	9	5	1	3
20	7	1	2	4	5	4	2
10	5	3	--	3	3	1	--
42	7	11	5	8	7	4	1

### Career Breakdown

Player	10+ PTS	20+ PTS	30+ PTS	40+ PTS	10+ REBS	20+ REBS	5+ ASTS	10+ ASTS	DBL DBL	TRP DBL
Bartlett	--	--	--	--	--	--	--	--	--	--
Besselman	--	--	--	--	--	--	--	--	--	--
Del Rosario	3	1	--	--	2	--	--	--	1	--
Johnson	35	7	--	--	6	--	6	--	4	--
Kent	--	--	--	--	--	--	--	--	--	--
Morrow	81	55	12	3	65	2	3	--	65	--
Poa	1	--	--	--	--	1	7	--	--	--
Reese	86	50	6	--	62	7	5	--	61	--
Smith	9	2	--	--	4	--	--	--	2	--
Van Lith	87	32	2	--	4	--	19	--	4	--
Velez	1	--	--	--	--	--	1	--	--	--
Williams	15	5	1	1	1	--	4	--	1	--

### Career Highs

PTS	ASTS	REB	3PM	FGM	FTM	STL	BLK
8	1	5	--	3	2	1	4
2	--	2	--	1	--	2	--
27	1	10	--	10	7	2	4
27	6	15	5	11	10	6	4
7	3	6	--	6	1	3	3
45	6	27	6	18	10	9	6
10	8	6	2	3	8	6	1
36	7	28	1	13	16	6	6
21	3	11	1	5	6	3	5
34	8	11	6	13	13	5	2
10	5	3	--	3	3	1	--
42	7	11	5	8	7	4	1





# 2023-24 LSU Women's Basketball Combined Team Statistics All games

Page 1/1  
as of Jan 19, 2024

## Game Records

Record	Overall	Home	Away	Neutral
ALL GAMES	17-2	11-0	4-1	2-1
CONFERENCE	4-1	2-0	2-1	0-0
NON-CONFERENCE	13-1	9-0	2-0	2-1

## Score by Periods

Team	1st	2nd	3rd	4th	OT	TOT
LSU	417	401	501	415	0	1734
Opponents	277	283	285	316	0	1161

## Team Box Score

No.	Player				Total		3-Point		F-Throw		Rebounds											
		GP-GS	MIN	AVG	FG-FGA	FG%	3FG-3FGA	3FG%	FT-FTA	FT%	OFF	DEF	TOT	AVG	PF	DQ	A	TO	BLK	STL	PTS	AVG
10	REESE, Angel	15-15	437:43	29.2	95-190	.500	0-6	.000	112-151	.742	86	91	177	11.8	37	0	34	32	11	30	302	20.1
24	MORROW, Aneesah	19-16	584:52	30.8	139-280	.496	6-33	.182	65-78	.833	68	118	186	9.8	40	0	22	39	24	52	349	18.4
12	WILLIAMS, Mikaylah	19-19	594:48	31.3	112-228	.491	37-85	.435	47-56	.839	23	70	93	4.9	44	0	57	47	3	32	308	16.2
4	JOHNSON, Flau'jae	18-16	535:55	29.8	91-179	.508	12-37	.324	43-60	.717	47	61	108	6.0	44	0	44	31	16	45	237	13.2
5	SMITH, Sa'Myah	7-6	161:60	23.1	31-47	.660	0-0	.000	20-34	.588	26	27	53	7.6	10	0	6	18	11	2	82	11.7
11	VAN LITH, Hailey	15-15	452:53	30.2	58-140	.414	18-45	.400	32-46	.696	5	21	26	1.7	32	1	68	44	8	23	166	11.1
23	DEL ROSARIO, Aalyah	19-1	236:29	12.4	41-74	.554	0-0	.000	32-58	.552	27	52	79	4.2	31	0	5	21	14	9	114	6.0
13	POA, Last-Tear	19-7	411:02	21.6	18-47	.383	3-17	.176	47-55	.855	5	30	35	1.8	34	0	66	33	8	23	86	4.5
55	POOLE, Kateri	4-0	50:07	12.5	2-4	.500	1-3	.333	3-4	.750	1	6	7	1.8	1	0	6	8	2	2	8	2.0
20	KENT, Janae	18-0	144:60	8.1	13-44	.295	2-15	.133	7-10	.700	5	6	11	0.6	12	0	10	6	1	7	35	1.9
1	VELEZ, Angelica	14-0	85:23	6.1	7-19	.368	1-2	.500	8-11	.727	1	9	10	0.7	14	1	11	11	1	4	23	1.6
2	BARTLETT, Amani	14-0	75:52	5.4	6-8	.750	0-0	.000	6-8	.750	4	15	19	1.4	7	0	1	3	6	3	18	1.3
14	BESSELMAN, Izzy	11-0	27:57	2.5	2-3	.667	0-1	.000	2-4	.500	0	7	7	0.6	3	0	0	2	1	2	6	0.5
Team											29	45	74					1				
Total		19	3800		615-1263	.487	80-244	.328	424-575	.737	327	558	885	46.6	309	2	330	296	106	234	1734	91.3
Opponents		19	3800		420-1143	.367	117-394	.297	204-306	.667	217	376	593	31.2	460	29	192	434	59	151	1161	61.1

## Team Statistics

	LSU	OPP
<b>Scoring</b>		
Points per game	1734	1161
Scoring margin	91.3	61.1
	+30.2	-
<b>Field goals-att</b>		
Field goal pct	615-1263	420-1143
	.487	.367
<b>3 point fg-att</b>		
3-point FG pct	80-244	117-394
3-pt FG made per game	.328	.297
	4.2	6.2
<b>Free throws-att</b>		
Free throw pct	424-575	204-306
F-Throws made per game	.737	.667
	22.3	10.7
<b>Rebounds</b>		
Rebounds per game	885	593
Rebounding margin	46.6	31.2
	+15.4	-
<b>Assists</b>		
Assists per game	330	192
	17.4	10.1
<b>Turnovers</b>		
Turnovers per game	296	434
Turnover margin	15.6	22.8
Assist/turnover ratio	+7.3	-
	1.1	0.4
<b>Steals</b>		
Steals per game	234	151
	12.3	7.9
<b>Blocks</b>		
Blocks per game	106	59
	5.6	3.1
<b>Winning streak</b>		
Home win streak	1	-
	11	-
<b>Attendance</b>		
Home games-Avg/Game	119833	33969
Neutral site-Avg/Game	11-10894	5-6794
	-	3-650

## Team Results

Date	Opponent		Score	Att.
11/06/2023	vs Colorado	L	78-92	0
11/09/2023	Queens (NC)	W	112-55	10371
11/12/2023	Mississippi Val.	W	109-47	10720
11/14/2023	Kent St.	W	109-79	9117
11/17/2023	at Southeastern La.	W	73-50	7500
11/20/2023	Texas Southern	W	106-47	10787
11/24/2023	vs Niagara	W	99-65	300
11/25/2023	vs Virginia	W	76-73	1650
11/30/2023	Virginia Tech	W	82-64	10790
12/10/2023	Louisiana	W	83-53	10794
12/12/2023	McNeese	W	133-44	10653
12/17/2023	Northwestern St.	W	81-36	11432
12/20/2023	at Coppin St.	W	80-48	4100
12/30/2023	Jacksonville	W	110-68	12347
01/04/2024	Missouri	W	92-72	11286
01/07/2024	at Ole Miss	W	84-73	9074
01/11/2024	Texas A&M	W	87-70	11536
01/14/2024	at Auburn	L	62-67	7720
01/18/2024	at Alabama	W	78-58	5575



# 2023-24 LSU Women's Basketball Combined Team Statistics In Conference games

Page 1/1  
as of Jan 19, 2024

## Game Records

Record	Overall	Home	Away	Neutral
ALL GAMES	4-1	2-0	2-1	0-0
CONFERENCE	4-1	2-0	2-1	0-0
NON-CONFERENCE	0-0	0-0	0-0	0-0

## Score by Periods

Team	1st	2nd	3rd	4th	OT	TOT
LSU	98	106	114	85	0	403
Opponents	95	80	81	84	0	340

## Team Box Score

No.	Player				Total		3-Point		F-Throw		Rebounds													
		GP-GS	MIN	AVG	FG-FGA	FG%	3FG-3FGA	3FG%	FT-FTA	FT%	OFF	DEF	TOT	AVG	PF	DQ	A	TO	BLK	STL	PTS	AVG		
10	REESE, Angel	5-5	175:00	35.0	33-77	.429	0-0	.000	40-51	.784	38	29	67	13.4	14	0	15	10	5	7	106	21.2		
24	MORROW, Aneesah	5-5	182:57	36.6	37-69	.536	3-7	.429	14-17	.824	15	38	53	10.6	16	0	7	14	2	12	91	18.2		
4	JOHNSON, Flau'jae	5-5	167:26	33.5	30-58	.517	3-9	.333	10-18	.556	13	14	27	5.4	18	0	9	11	4	9	73	14.6		
12	WILLIAMS, Mikaylah	5-5	186:47	37.4	23-57	.404	7-19	.368	15-21	.714	7	21	28	5.6	11	0	18	16	1	12	68	13.6		
11	VAN LITH, Hailey	5-5	153:56	30.8	15-42	.357	7-16	.438	8-11	.727	0	7	7	1.4	16	1	18	16	2	6	45	9.0		
13	POA, Last-Tear	5-0	76:12	15.2	2-6	.333	1-4	.250	5-7	.714	0	3	3	0.6	7	0	11	8	2	1	10	2.0		
23	DEL ROSARIO, Aalyah	5-0	38:14	7.6	3-8	.375	0-0	.000	2-6	.333	4	9	13	2.6	6	0	0	4	1	0	8	1.6		
20	KENT, Janae	5-0	11:10	2.2	1-5	.200	0-2	.000	0-0	.000	0	1	1	0.2	0	0	0	0	0	0	2	0.4		
1	VELEZ, Angelica	3-0	03:13	1.1	0-0	.000	0-0	.000	0-0	.000	0	0	0	0.0	0	0	0	0	0	0	0	0.0		
2	BARTLETT, Amani	3-0	03:13	1.1	0-0	.000	0-0	.000	0-0	.000	0	0	0	0.0	1	0	0	0	0	0	0	0.0		
14	BESSELMAN, Izzy	2-0	01:53	0.9	0-0	.000	0-0	.000	0-0	.000	0	0	0	0.0	0	0	0	0	0	0	0	0.0		
Team											10	12	22											
Total		5	1000		144-322	.447	21-57	.368	94-131	.718	87	134	221	44.2	89	1	78	79	17	47	403	80.6		
Opponents		5	1000		122-307	.397	25-94	.266	71-93	.763	65	108	173	34.6	102	3	60	92	24	43	340	68.0		

## Team Statistics

	LSU	OPP
<b>Scoring</b>		
Points per game	80.6	68.0
Scoring margin	+12.6	-
<b>Field goals-att</b>		
Field goal pct	.447	.397
<b>3 point fg-att</b>		
3-point FG pct	.368	.266
3-pt FG made per game	4.2	5.0
<b>Free throws-att</b>		
Free throw pct	.718	.763
F-Throws made per game	18.8	14.2
<b>Rebounds</b>		
Rebounds per game	44.2	34.6
Rebounding margin	+9.6	-
<b>Assists</b>		
Assists per game	15.6	12.0
<b>Turnovers</b>		
Turnovers per game	15.8	18.4
Turnover margin	+2.6	-
Assist/turnover ratio	1.0	0.7
<b>Steals</b>		
Steals per game	9.4	8.6
<b>Blocks</b>		
Blocks per game	3.4	4.8
<b>Winning streak</b>		
Home win streak	2	-
<b>Attendance</b>		
Home games-Avg/Game	2-11411	3-7456
Neutral site-Avg/Game	-	0-0

## Team Results

Date	Opponent		Score	Att.
01/04/2024	Missouri	W	92-72	11286
01/07/2024	at Ole Miss	W	84-73	9074
01/11/2024	Texas A&M	W	87-70	11536
01/14/2024	at Auburn	L	62-67	7720
01/18/2024	at Alabama	W	78-58	5575



2023-24 LSU Women's Basketball  
Team Game-by-Game  
All games

Page 1/1  
as of Jan 19, 2024

				Total		3-Pointers		Free throws		Rebounds											
Opponent	Date	Score		FG-FGA	PCT	3FG-3FGA	PCT	FT-FTA	PCT	OFF	DEF	TOT	AVG	PF	A	TO	BLK	STL	PTS	AVG	
vs Colorado	11/06/2023	78-92	L	29-66	.439	4-10	.400	16-24	.667	13	26	39	39.0	20	13	19	6	6	78	78.0	
Queens (NC)	11/09/2023	112-55	W	42-66	.636	4-13	.308	24-29	.828	13	36	49	44.0	8	20	12	5	9	112	95.0	
Mississippi Val.	11/12/2023	109-47	W	36-66	.545	6-19	.316	31-50	.620	17	42	59	49.0	18	21	20	12	12	109	99.7	
Kent St.	11/14/2023	109-79	W	42-74	.568	6-17	.353	19-23	.826	19	21	40	46.8	13	17	13	5	20	109	102.0	
at Southeastern La.	11/17/2023	73-50	W	26-63	.413	4-14	.286	17-20	.850	16	28	44	46.2	12	11	15	4	10	73	96.2	
Texas Southern	11/20/2023	106-47	W	38-79	.481	5-17	.294	25-31	.806	21	28	49	46.7	15	19	13	8	22	106	97.8	
vs Niagara	11/24/2023	99-65	W	36-63	.571	3-5	.600	24-30	.800	9	29	38	45.4	22	24	21	8	13	99	98.0	
vs Virginia	11/25/2023	76-73	W	27-67	.403	2-8	.250	20-24	.833	18	29	47	45.6	17	16	16	2	4	76	95.3	
Virginia Tech	11/30/2023	82-64	W	31-62	.500	3-13	.231	17-26	.654	17	26	43	45.3	13	15	13	4	9	82	93.8	
Louisiana	12/10/2023	83-53	W	26-54	.481	4-17	.235	27-39	.692	19	33	52	46.0	14	19	17	7	9	83	92.7	
McNeese	12/12/2023	133-44	W	45-78	.577	4-8	.500	39-52	.750	20	32	52	46.5	15	20	7	5	20	133	96.4	
Northwestern St.	12/17/2023	81-36	W	30-70	.429	2-15	.133	19-25	.760	18	32	50	46.8	17	13	16	9	21	81	95.1	
at Coppin St.	12/20/2023	80-48	W	32-67	.478	4-15	.267	12-19	.632	21	27	48	46.9	11	20	12	4	14	80	93.9	
Jacksonville	12/30/2023	110-68	W	31-66	.470	8-16	.500	40-52	.769	19	35	54	47.4	25	24	23	10	18	110	95.1	
Missouri	01/04/2024	92-72	W	36-72	.500	3-17	.176	17-21	.810	15	29	44	47.2	14	20	13	6	9	92	94.9	
at Ole Miss	01/07/2024	84-73	W	31-66	.470	8-13	.615	14-22	.636	18	26	44	47.0	20	15	19	3	9	84	94.2	
Texas A&M	01/11/2024	87-70	W	28-60	.467	6-11	.545	25-32	.781	15	29	44	46.8	15	18	20	3	7	87	93.8	
at Auburn	01/14/2024	62-67	L	23-55	.418	0-2	.000	16-25	.640	14	22	36	46.2	19	11	15	1	10	62	92.0	
at Alabama	01/18/2024	78-58	W	26-69	.377	4-14	.286	22-31	.710	25	28	53	46.6	21	14	12	4	12	78	91.3	
Total		1734		615-1263	.487	80-244	.328	424-575	.737	327	558	885	46.6	309	330	296	106	234	1734	91.3	
Opponents		1161		420-1143	.367	117-394	.297	204-306	.667	217	376	593	31.2	460	192	434	59	151	1161	61.1	

LSU Averages

Games Played	Points/game	FG Pct	3FG Pct	FT Pct	Rebounds/game	Assists/game	Turnovers/game	Assist/Turnover ratio	Steals/game	Blocks/game
19	91.3	48.7	32.8	73.7	46.6	17.4	15.6	1.1	12.3	5.6

Team Season Highs/Lows

	Points	FG%	3FG%	Rebounds	Assists	Blocks	Steals	Turnovers
High	133	63.6	60.0	59	24	12	22	24
Low	62	41.3	13.3	36	11	1	6	7



2023-24 LSU Women's Basketball  
Opponents Game-by-Game  
All games

Page 1/1  
as of Jan 19, 2024

Opponent	Date	Score		Total		3-Pointers		Free throws		Rebounds										
				FG-FGA	PCT	3FG-3FGA	PCT	FT-FTA	PCT	OFF	DEF	TOT	AVG	PF	A	TO	BLK	STL	PTS	AVG
vs Colorado	11/06/2023	78-92	L	33-62	.532	10-23	.435	16-24	.667	9	28	37	37.0	26	24	21	3	11	92	92.0
Queens (NC)	11/09/2023	112-55	W	21-65	.323	10-24	.417	3-5	.600	8	13	21	29.0	20	9	19	1	5	55	73.5
Mississippi Val.	11/12/2023	109-47	W	17-70	.243	4-18	.222	9-18	.500	14	19	33	30.3	35	5	27	1	12	47	64.7
Kent St.	11/14/2023	109-79	W	26-60	.433	14-33	.424	13-19	.684	16	14	30	30.3	19	13	28	4	7	79	68.3
at Southeastern La.	11/17/2023	73-50	W	20-53	.377	5-16	.313	5-9	.556	7	22	29	30.0	17	9	18	2	7	50	64.6
Texas Southern	11/20/2023	106-47	W	18-54	.333	3-18	.167	8-14	.571	11	22	33	30.5	25	4	35	6	9	47	61.7
vs Niagara	11/24/2023	99-65	W	22-66	.333	6-24	.250	15-21	.714	17	22	39	31.7	30	11	30	1	8	65	62.1
vs Virginia	11/25/2023	76-73	W	27-72	.375	9-31	.290	10-14	.714	19	23	42	33.0	24	14	16	6	8	73	63.5
Virginia Tech	11/30/2023	82-64	W	26-64	.406	4-21	.190	8-11	.727	14	15	29	32.6	21	6	14	2	1	64	63.6
Louisiana	12/10/2023	83-53	W	22-58	.379	4-11	.364	5-12	.417	8	14	22	31.5	33	4	17	1	12	53	62.5
McNeese	12/12/2023	133-44	W	16-55	.291	5-21	.238	7-13	.538	9	18	27	31.1	32	9	36	1	3	44	60.8
Northwestern St.	12/17/2023	81-36	W	11-45	.244	5-16	.313	9-15	.600	3	23	26	30.7	23	6	31	3	5	36	58.8
at Coppin St.	12/20/2023	80-48	W	18-53	.340	9-28	.321	3-6	.500	9	17	26	30.3	16	10	22	1	6	48	57.9
Jacksonville	12/30/2023	110-68	W	21-59	.356	4-16	.250	22-32	.688	8	18	26	30.0	37	8	28	3	14	68	58.6
Missouri	01/04/2024	92-72	W	28-64	.438	9-30	.300	7-11	.636	10	21	31	30.1	20	15	18	1	6	72	59.5
at Ole Miss	01/07/2024	84-73	W	24-60	.400	3-11	.273	22-27	.815	13	23	36	30.4	20	14	19	8	11	73	60.4
Texas A&M	01/11/2024	87-70	W	29-72	.403	4-22	.182	8-12	.667	15	20	35	30.7	20	12	19	5	11	70	60.9
at Auburn	01/14/2024	62-67	L	26-59	.441	4-11	.364	11-15	.733	14	20	34	30.9	17	11	17	1	10	67	61.3
at Alabama	01/18/2024	78-58	W	15-52	.288	5-20	.250	23-28	.821	13	24	37	31.2	25	8	19	9	5	58	61.1
<b>Total</b>		<b>1161</b>		<b>420-1143</b>	<b>.367</b>	<b>117-394</b>	<b>.297</b>	<b>204-306</b>	<b>.667</b>	<b>217</b>	<b>376</b>	<b>593</b>	<b>31.2</b>	<b>460</b>	<b>192</b>	<b>434</b>	<b>59</b>	<b>151</b>	<b>1161</b>	<b>61.1</b>
LSU		1734		615-1263	.487	80-244	.328	424-575	.737	327	558	885	46.6	309	330	296	106	234	1734	91.3

Opponents Averages

Games Played	Points/game	FG Pct	3FG Pct	FT Pct	Rebounds/game	Assists/game	Turnovers/game	Assist/Turnover ratio	Steals/game	Blocks/game
19	61.1	36.7	29.7	66.7	31.2	10.1	22.8	0.4	7.9	3.1

Opponent Season Highs/Lows

	Points	FG%	3FG%	Rebounds	Assists	Blocks	Steals	Turnovers
High	92	53.2	43.5	42	24	6	12	36
Low	36	24.3	16.7	21	4	1	1	14

## LSU Specialty Stats

Opponent	Points off turnovers	Points in paint	Second Chance Points	Fast Break Points	Bench Points
Colorado	21	42	6	28	9
Queens	26	68	23	28	38
MVSU	28	52	17	29	34
Kent State	42	58	24	32	27
at Southeastern	23	34	14	10	22
Texas Southern	48	60	22	32	35
Niagara	35	54	7	26	18
Virginia	13	42	15	8	8
Virginia Tech	12	32	17	12	4
Louisiana-Lafayette	14	36	21	9	13
McNeese	52	60	20	42	48
Northwestern St.	30	52	22	22	11
at Coppin St.	26	52	17	24	13
Jacksonville	32	36	15	40	24
Missouri	29	52	19	20	4
at Ole Miss	22	28	16	11	1
Texas A&M	15	32	11	13	5
at Auburn	15	42	13	11	4
at Alabama	21	38	19	13	6
<b>Total/Average</b>	504/26.5	870/45.8	318/16.7	410/21.6	325/17.1

## Opponent Specialty Stats

Opponent	Points off turnovers	Points in paint	Second Chance Points	Fast Break Points	Bench Points
Colorado	21	38	13	9	23
Queens	7	12	5	10	12
MVSU	12	12	5	12	12
Kent State	8	14	14	8	19
at Southeastern	12	18	5	0	18
Texas Southern	9	20	9	6	27
Niagara	17	30	8	10	19
Virginia	16	32	21	14	22
Virginia Tech	11	30	8	4	9
Louisiana-Lafayette	13	18	2	9	19
McNeese	3	14	3	4	6
Northwestern St.	9	6	0	2	14
at Coppin St.	8	12	9	6	12
Jacksonville	17	28	9	17	30
Missouri	15	32	10	13	21
at Ole Miss	18	36	10	19	14
Texas A&M	21	40	12	15	2
at Auburn	20	28	10	16	17
at Alabama	16	14	10	18	8
<b>Total/Average</b>	253/13.3	436/22.9	158/8.3	192/10.1	304/16.0



# Kim Mulkey Is A Champion



After three national championships as a head coach, two as a player, and one as an assistant coach, Kim Mulkey came returned the Louisiana ahead of the 2021-22 season..

Mulkey, the most successful player-turned-coach in college basketball history, has been named head coach of the LSU women's basketball team, Director of Athletics Scott Woodward announced on Sunday, April 25, 2021.

With nine new pieces for the 2022-23 season and just one returning contributor, Coach Mulkey pieced together a team that was the last group standing at the end of March Madness. She became the first head coach in college basketball history to win national championships with multiple programs. She has four national championships as a head coach (Baylor and LSU), one as an assistant coach (Louisiana Tech) and two as a player (Louisiana Tech).

The Tigers were dominant en route to their first national championship, compiling a 34-2 record, including a perfect 17-0 record at home in the PMAC. LSU defeated Iowa in Dallas for the national championship, 102-85, setting the record for points in a championship game. The championship game drew 9.9 million viewers across ABC and ESPN networks to set the record for the most watched women's college basketball game of all-time.

Mulkey, who also won an Olympic Gold Medal in 1984, is the only person in college basketball history – men's or women's – to win national championships as a head coach, assistant coach and a player. She's one of just three coaches (Bobby Knight and Dean Smith) in college basketball history to win national titles as a player and a coach.

It did not take Coach Mulkey long to have success her first year at LSU, winning the AP National Coach of the Year award after leading the greatest turnaround in SEC history by a first-year head coach. Coach Mulkey joined Geno Auriemma and Muffet McGraw as the only coaches to earn the AP Coach of the Year award three times.

A member of the 2020 Naismith Memorial Basketball Hall of Fame Class, Mulkey built Baylor into a national power, as they became just the third program in NCAA history to have at least three national titles to its credit when the Lady Bears beat Notre Dame, 82-81, on April 7, 2019. Mulkey's other national championships at Baylor came in 2005 and 2012. Baylor's NCAA title in 2005 was the first for a women's sport in school history, and in 2012, she directed her team to the first 40-0 mark in NCAA history, capped off by a victory over Notre Dame in the championship game.

Mulkey has been named National Coach of the Year eight times from various entities, and she was selected as the Big 12 Coach of the Year eight times. She's taken home the New York Athletic Club's Winged Foot Award after each national championship as a head coach.

Individually, Mulkey has developed and produced some of the top players in women's basketball history. At Baylor, she coached 21 different All-Americans to 85 honors by various entities, and eight players under her watch earned first-team All-America status by either the Associated Press, USBWA, WBCA or John Wooden selections.

## Mulkey By The Numbers

# 7

National Championships\*

# 9x

National Coach of the Year

# 9

Hall of Fame Inductions

# 600

Fastest DI Coach to 600 victories

# 1984

Olympic Gold Medalist

**\*Only person in college basketball history - men's or women's - to win national championships as a player, assistant and head coach**

## Mulkey's Halls of Fame

National High School Hall of Fame (1985)  
Louisiana High School Hall of Fame (1986)  
Louisiana Sports Writers Hall of Fame (1990)  
Louisiana Tech Athletics Hall of Fame (1992)  
Women's Basketball Hall of Fame (2000)  
CoSIDA Academic Hall of Fame (2003)  
Baylor Athletics Hall of Fame (2007)  
Texas Sports Hall of Fame (2010)  
Naismith Memorial Basketball Hall of Fame (2020)

## Coaching Record

Louisiana Tech Record: 430-68 (.863)  
Baylor Record: 632-104 (.859)  
LSU Record: 77-10 (.885)  
Head Coaching Record: 709-114 (.861)

## Playing Record

Record at Louisiana Tech: 130-6 (.956)  
Record at Hammond High: 136-5 (.964)

# The Timeline of Mulkey

## 2023

- Won NCAA National Championship
- Winged Foot Award (New York Athletic Club)

## 2022

- AP National Coach of the Year
- Led the largest turnaround by a first-year head coach in SEC history, taking LSU from going 9-13 to 26-6.

## 2021

- Named LSU's Head Women's Basketball Coach

## 2020

- Big 12 Coach of the Year
- Naismith Memorial Basketball Hall of Fame Inductee

## 2019

- Won NCAA National Championship
- AP National Coach of the Year
- USBWA Coach of the Year
- WBCA Coach of the Year
- Winged Foot Award (New York Athletic Club)
- Big 12 Coach of the Year

## 2018

- WBCA Regional Coach of the Year
- Big 12 Coach of the Year
- Naismith Memorial Basketball Hall of Fame Class women's committee finalist

## 2017

- One of 13 Naismith Memorial Basketball Hall of Game Class women's committee nominations

## 2016

- WBCA Regions 5 Coach of the Year
- Big 12 Coach of the Year – Waco Tribune-Herald

## 2015

- Big 12 Coach of the Year
- WBCA Regions 5 Coach of the Year
- Big 12 Coach of the Year – Dallas Morning News

## 2014

- Selected No. 40 on Louisiana's all-time top athletes list
- Inducted into the Ark-La-Tex Museum of Champions

## 2013:

- Big 12 Coach of the Year
- Big 12 Coach of the Year – Dallas Morning News and Waco Tribune-Herald

## 2012

- Won NCAA National Championship
- AP National Coach of the Year
- Naismith National Coach of the Year
- Russell Athletic/WBCA National Coach of the Year
- USBWA National Coach of the Year
- Naismith National Coach of the Year
- Winged Foot award (New York Athletic Club)
- Big 12 Coach of the Year
- Big Coach of the Year – Dallas Morning News and Waco Tribune-Herald

## 2011

- USBWA National Coach of the Year
- Big 12 Coach of the Year

## 2010:

- Texas Sports Hall of Fame Inductee

## 2007:

- Baylor Athletic Hall of Fame Inductee

## 2005:

- Won NCAA National Championship
- Big 12 Coach of the Year
- Winged Foot Award (New York Athletic Club)
- Dallas All Sports Association College Coach of the Year
- Texas Association of Basketball Coaches (TABC) Senior College Coach of the Year
- Baylor Staff Member of the Year (Student Government Association)

## 2004

- Texas Association of Basketball Coaches (TABC) Senior College Coach of the Year

## 2003

- Inducted into CoSIDA Academic All-America Hall of Fame

## 2002

- Texas Association of Basketball Coaches (TABC) Senior College Coach of the Year

## 2001

- Named one of top 50 Female High School Athletes of the 20th century
- National Coach of the Year-- Real Sport Magazine
- Big 12 Coach of the Year -- Dallas Morning News and Waco Tribune-Herald

## 2000

- Named Baylor's fourth head women's basketball coach
- Inducted into the Women's Basketball Hall of Fame

## 1999

- Lone female named among Louisiana Sports Writers Association's (LSWA) top 25 athletes of the 20th century
- Named one of top three assistants by Women's Basketball Journal
- Listed by Sports Illustrated as one of the top 50 greatest Louisiana sports figures of the 20th century

## 1992

- Inducted into Louisiana Tech Athletics Hall of Fame

## 1990

- Inducted into Louisiana Sports Writers Hall of Fame

## 1988

- Won the NCAA National Championship as an assistant coach at Louisiana Tech

## 1986

- Inducted into Louisiana High School Hall of Fame

## 1985

- Inducted into National High School Hall of Fame
- Began her coaching career as an assistant at Louisiana Tech

## 1984

- NCAA Postgraduate Scholarship winner
- Academic All-American
- James Corbett Award (Louisiana's College Athlete of the Year)
- Naismith "Small Player of the Year"
- Olympic Gold medalist at Los Angeles Games

## 1983

- Won Gold medal at Pan Am Games in Caracas, Venezuela
- Academic All-American

## 1982

- Member of USA Basketball Select Team
- Won NCAA National Championship as a player at Louisiana Tech

## 1981

- Won Gold medal for South Team at Olympic Festival (Syracuse, N.Y.)
- Won AIAW National Championship as a player at Louisiana Tech

# Kim Mulkey: A Proven Winner

## Mulkey's Coaching Record

Year	School	Position	Record	Postseason
2023-24	LSU	Head Coach	17-2	TBD
2022-23	LSU	Head Coach	34-2	<b>NCAA Champions</b>
2021-22	LSU	Head Coach	26-6	NCAA Second Round
2020-21*	Baylor	Head Coach	28-3	NCAA ELITE 8
2019-20	Baylor	Head Coach	28-2	Big 12 RS Champions
2018-19	Baylor	Head Coach	37-1	<b>NCAA Champions</b>
2017-18	Baylor	Head Coach	33-2	NCAA Sweet 16
2016-17	Baylor	Head Coach	33-4	NCAA Elite Eight
2015-16	Baylor	Head Coach	36-2	NCAA Elite Eight
2014-15	Baylor	Head Coach	33-4	NCAA Elite Eight
2013-14	Baylor	Head Coach	32-5	NCAA Elite Eight
2012-13	Baylor	Head Coach	34-2	NCAA Sweet 16
2011-12	Baylor	Head Coach	40-0	<b>NCAA Champions</b>
2010-11	Baylor	Head Coach	34-3	NCAA Elite Eight
2009-10	Baylor	Head Coach	27-10	NCAA Final Four
2008-09	Baylor	Head Coach	29-6	NCAA Sweet 16
2007-08	Baylor	Head Coach	25-7	NCAA Second Round
2006-07	Baylor	Head Coach	26-8	NCAA Second Round
2005-06	Baylor	Head Coach	26-7	NCAA Sweet 16
2004-05	Baylor	Head Coach	33-3	<b>NCAA Champions</b>
2003-04	Baylor	Head Coach	26-9	NCAA Sweet 16
2002-03	Baylor	Head Coach	24-11	WNIT Finals
2001-02	Baylor	Head Coach	27-6	NCAA Second Round
2000-01	Baylor	Head Coach	21-9	NCAA First Round
1999-00	La. Tech	Assoc. Head Coach	31-3	NCAA Elite Eight
1998-99	La. Tech	Assoc. Head Coach	30-3	NCAA Final Four
1997-98	La. Tech	Assoc. Head Coach	31-4	NCAA National Runner-Up
1996-97	La. Tech	Assoc. Head Coach	31-4	NCAA Sweet 16
1995-96	La. Tech	Assistant Coach	31-2	NCAA Elite Eight
1994-95	La. Tech	Assistant Coach	28-5	NCAA Sweet 16
1993-94	La. Tech	Assistant Coach	31-4	NCAA National Runner-Up
1992-93	La. Tech	Assistant Coach	26-6	NCAA Elite Eight
1991-92	La. Tech	Assistant Coach	20-10	NCAA First Round
1990-91	La. Tech	Assistant Coach	18-12	NCAA First Round
1989-90	La. Tech	Assistant Coach	32-1	NCAA Final Four
1988-89	La. Tech	Assistant Coach	32-4	NCAA Final Four
1987-88	La. Tech	Assistant Coach	32-2	<b>NCAA Champions</b>
1986-87	La. Tech	Assistant Coach	30-3	NCAA National Runner-Up
1985-86	La. Tech	Assistant Coach	27-5	NCAA Elite Eight

\*No postseason due to Covid-19

**Louisiana Tech Record:** 430-68

**Baylor Record:** 632-104

**LSU Record:** 77-10

**Head Coaching Record:** 709-114

## Mulkey's Playing Record


Year	School	Record	Postseason
1983-84	Louisiana Tech	30-3	NCAA Final Four
1982-83	Louisiana Tech	31-2	NCAA National Runner-Up
1981-82	Louisiana Tech	35-1	<b>NCAA National Champions</b>
1980-81	Louisiana Tech	34-0	<b>AIAW National Champions</b>

**Collegiate Record:** 130-6 (.956)

## Mulkey's Milestone Victories

WIN	OPPONENT	SCORE	DATE
1	Miami (Ohio)	75-62	11/18/00
50	Alcorn state	78-62	11/23/02
100	At Mississippi State	66-49	11/23/04
150	Texas Tech	73-60	2/19/06
200	At Missouri	72-57	1/23/08
250	Texas State	99-18	1/2/10
300	Chattanooga	91-31	11/31/11
350	Oklahoma State	83-49	1/6/13
400	Oklahoma State	65-61	3/9/14
450	James Madison	77-63	12/21/15
500	Texas Tech	86-48	2/25/17
550	Texas Tech	73-56	1/16/19
600	Texas Tech	77-62	2/18/20
650	Kentucky	78-69	1/30/22
700	Virginia Tech	82-64	11/30/23

Mulkey is fastest coach in Division I history - men's or women's - to reach 700 wins (needing only 813 games)





## LAST TIME

### AN LSU PLAYER...

scored 20 points.....	Angel Reese 20 and Aneesah Morrow 20 at Alabama (Jan. 18, 2024)
scored 25 points.....	Aneesah Morrow 25 vs. Missouri (Jan. 4, 2024)
scored 30 points.....	Aneesah Morrow 37 vs. Virginia (Nov. 25, 2023)
scored 35 points.....	Aneesah Morrow 37 vs. Virginia (Nov. 25, 2023)
scored 40 points.....	Mikaylah Williams 42 vs. Kent State (Nov. 14, 2023)
scored 45 points.....	Cornelia Gayden, 49, Jackson State (Feb. 9, 1995)
scored double figures in 5 straight games.....	Angel Reese, 51 straight (Nov. 7, 2022 - Jan. 18, 2024) and Aneesah Morrow, 18 straight (Nov. 9, 2023-Jan. 18, 2024)
scored double figures in 10 straight games.....	Angel Reese, 51 straight (Nov. 7, 2022 - Jan. 18, 2024) and Aneesah Morrow, 18 straight (Nov. 9, 2023-Jan. 18, 2024)
scored double figures in 15 straight games.....	Angel Reese, 51 straight (Nov. 7, 2022 - Jan. 18, 2024) and Aneesah Morrow, 18 straight (Nov. 9, 2023-Jan. 18, 2024)
scored double figures in 20 straight games.....	Angel Reese, 51 straight (Nov. 7, 2022 - Jan. 18, 2024)
scored double figures in 25 straight games.....	Angel Reese, 51 straight (Nov. 7, 2022 - Jan. 18, 2024)
scored double figures in 30 straight games.....	Angel Reese, 51 straight (Nov. 7, 2022 - Jan. 18, 2024)
scored double figures in 40 straight games.....	Angel Reese, 51 straight (Nov. 7, 2022 - Jan. 18, 2024)
scored double figures in 50 straight games.....	Angel Reese, 51 straight (Nov. 7, 2022 - Jan. 18, 2024)
scored double figures in 60 straight games.....	Seimone Augustus, 97 straight (Dec. 20, 2003 - April 2, 2006)
scored double figures in 70 straight games.....	Seimone Augustus, 97 straight (Dec. 20, 2003 - April 2, 2006)
scored double figures in 80 straight games.....	Seimone Augustus, 97 straight (Dec. 20, 2003 - April 2, 2006)
scored double figures in 90 straight games.....	Seimone Augustus, 97 straight (Dec. 20, 2003 - April 2, 2006)
scored 20 points in 2 straight games.....	Angel Reese, 5 straight (Jan. 4, 2023 - Jan. 18, 2024)
scored 20 points in 3 straight games.....	Angel Reese, 5 straight (Jan. 4, 2023 - Jan. 18, 2024)
scored 20 points in 4 straight games.....	Angel Reese, 5 straight (Jan. 4, 2023 - Jan. 18, 2024)
scored 20 points in 5 straight games.....	Angel Reese, 5 straight (Jan. 4, 2023 - Jan. 18, 2024)
scored 20 points in 6 straight games.....	Angel Reese, 6 straight (Jan. 1, 2023 - Jan. 19, 2023)
scored 20 points in 7 straight games.....	Angel Reese, 9 straight (Nov. 16, 2022 - Dec. 16, 2022)
scored 20 points in 8 straight games.....	Angel Reese, 9 straight (Nov. 16, 2022 - Dec. 16, 2022)
scored 20 points in 9 straight games.....	Angel Reese, 9 straight (Nov. 16, 2022 - Dec. 16, 2022)
scored 20 points in 10 straight games.....	Cornelia Gayden, 13 straight (March 1, 1993 - Jan. 1, 1994)
scored 20 points in 13 straight games.....	Cornelia Gayden, 13 straight (March 1, 1993 - Jan. 1, 1994)
scored 30 points in 2 straight games.....	Angel Reese, 32 vs. Lamar (Dec. 14, 2022), 30 vs. Montana St (Dec. 17, 2022)
scored 30 points in 3 straight games.....	Cornelia Gayden, 3 straight (Feb. 4 - Feb. 9, 1995)
made 10 field goals in a game.....	Aneesah Morrow 11-17 and Flau'Jae Johnson 11-17 vs. Missouri (Jan. 4, 2024)
made 15 field goals in a game.....	Aneesah Morrow 15-25 vs. Virginia (Nov. 25, 2023)
attempted 20 field goals in a game.....	Aneesah Morrow 15-25 vs. Virginia (Nov. 25, 2023)
attempted 25 field goals in a game.....	Aneesah Morrow 15-25 vs. Virginia (Nov. 25, 2023)
shot 100% from the floor (min. 10 att.).....	Ayana Mitchell (10-10), at Oklahoma (Dec. 7, 2019)
made 10 free throws in a game.....	Angel Reese, 12-14 vs. TAMU (Jan. 11, 2024)
made 15 free throws in a game.....	Raigyne Louis, 15, vs. Rutgers (Nov. 29, 2013)
attempted 10 free throws in a game.....	Angel Reese, 8-12 at Auburn (Jan. 14, 2024)
attempted 15 free throws in a game.....	Angel Reese, 10-18 vs. ULL (Dec. 10, 2023)
attempted 20 free throws in a game.....	Angel Reese, 23, vs. Michigan (March 19, 2013)
made 5 three-pointers in a game.....	Mikaylah Williams, 5-8 vs. Kent State (Nov. 14, 2023)
made 7 three-pointers in a game.....	Jasmine Carson, 7 at Florida (Feb. 19, 2023)
made 10 three-pointers in a game.....	Cornelia Gayden, 12, Jackson State (Feb. 9, 1995)
attempted 7 three-pointers in a game.....	Mikaylah Williams, 4-7 vs. Texas Southern (Nov. 20, 2023)
attempted 10 three-pointers in a game.....	Jasmine Carson, 7-14 at Florida (Feb. 19, 2023)
attempted 15 three-pointers in a game.....	Doneeka Hodges, 15, at #17 Georgia (Jan. 25, 2004)
had 10 rebounds.....	Angel Reese, 16 and Aneesah Morrow, 12 at Alabama (Jan. 18, 2024)
had 15 rebounds.....	Angel Reese, 16 at Alabama (Jan. 18, 2024)
had 20 rebounds.....	Angel Reese, 20 vs. Jacksonville (Dec. 30, 2023)
had 10 rebounds in 2 straight games.....	Angel Reese, 3 straight (Jan. 11, 2024 - Jan. 18, 2024) Aneesah Morrow, 2 straight (Jan. 14, 2024 - Jan. 18, 2024)
had 10 rebounds in 3 straight games.....	Angel Reese, 3 straight (Jan. 11, 2024 - Jan. 18, 2024)
had 10 rebounds in 4 straight games.....	Aneesah Morrow, 9 straight (Nov. 24, 2023 - Jan. 4, 2024)
had 10 rebounds in 5 straight games.....	Aneesah Morrow, 9 straight (Nov. 24, 2023 - Jan. 4, 2024)
had 10 rebounds in 10 straight games.....	Angel Reese, 10 straight (March 4, 2023 - Nov. 11, 2023)
had 15 rebounds in 2 straight games.....	Aneesah Morrow, 2 straight (Nov. 25, 2023 - Nov. 30, 2023)
had 10 offensive rebounds.....	Aneesah Morrow 10 vs. Virginia (Nov. 25, 2023)
had 10 defensive rebounds.....	Aneesah Morrow 12 vs. Virginia Tech (Nov. 30, 2023)
had 10 assists.....	Alexis Morris, 12 vs. Vanderbilt (Jan. 1, 2023)
had 15 assists.....	Temeka Johnson, 15, vs. Liberty (March 26, 2005 • NCAA Sweet 16)
had 10 assists in 2 straight games.....	Erica White, 3 straight (Jan. 22, 2006 - Jan. 30, 2006)
had 10 assists in 3 straight games.....	Erica White, 3 straight (Jan. 22, 2006 - Jan. 30, 2006)
had 10 assists in 4 straight games.....	never happened
had 5 blocks in a game.....	Angel Reese, 6 vs. Michigan (March 19, 2022 • Second Round)
had 7 blocks in a game.....	Faustine Aifuwa, 7, at #1 South Carolina (Feb. 14, 2021)
had 9 blocks in a game.....	Theresa Plaisance, 9, at Alabama (March 2, 2014 • Tied School Record)
had 5 steals in a game.....	Angel Reese, 5 vs. Coppin St. (Dec. 20, 2023)
had 7 steals in a game.....	Aneesah Morrow 5 vs. Niagara (Nov. 24, 2023)
had 10 steals in a game.....	Raigyne Louis, 10, Florida (Jan. 5, 2017 • LSU Record)
had a double-double.....	Angel Reese 20 points, 16 rebounds and Aneesah Morrow, 20 points, 12 rebounds at Alabama (Jan. 18, 2024)
had a double-double in 2 straight games.....	Angel Reese, 3 straight (Jan. 11, 2024 - Jan. 18, 2024) Aneesah Morrow, 2 straight (Jan. 14, 2024 - Jan. 18, 2024)
had a double-double in 3 straight games.....	Angel Reese, 3 straight (Jan. 11, 2024 - Jan. 18, 2024)
had a double-double in 4 straight games.....	Aneesah Morrow, 9 straight (Nov. 24, 2023 - Jan. 4, 2024)
had a double-double in 5 straight games.....	Aneesah Morrow, 9 straight (Nov. 24, 2023 - Jan. 4, 2024)
had a double-double in 10 straight games.....	Angel Reese, 10 straight (March 4, 2023 - Nov. 12, 2023)
had a double-double in 20 straight games.....	Angel Reese, 23 straight (Nov. 7, 2022 - Feb. 5, 2023)
had a triple-double.....	Khayla Pointer - 16 points, 11 rebounds, 10 assists at Ole Miss (Feb. 7, 2022)

## LAST TIME

### LSU HAS...

had two players record a double-double.....	Angel Reese 20 points, 16 rebounds and Aneesah Morrow, 20 points, 12 rebounds at Alabama (Jan. 18, 2024)
had no player reach double figures in scoring.....	#1 South Carolina (Jan. 4, 2015)
kept every player on a team out of double-figures.....	vs. Loyola Marymount (Dec. 20, 2020)
had all five starters score in double figures.....	vs. TAMU, Van Lith, Johnson, Williams, Morrow, Reese (Jan. 11, 2023)
had four starters score in double figures.....	at Alabama, Johnson, Williams, Morrow, Reese (Jan. 18, 2023)
had five players score in double figures.....	vs. TAMU, Van Lith, Johnson, Williams, Morrow, Reese (Jan. 11, 2023)
had six players score in double figures.....	vs. Jacksonville, Van Lith, Johnson, Williams, Morrow, Reese, Del Rosario (Dec 30, 2023)
had two players score at least 20 points or more.....	Aneesah Morrow 20, Angel Reese 20 at Alabama (Jan. 18, 2024)
had two players score 25 or more points in a game.....	Aalyah Del Rosario 27 and Mikaylah Williams 26 vs. McNeese (Dec. 12, 2023)
had two players score 28 or more points in a game.....	Seimone Augustus, 32, & Sylvia Fowles, 28, at Alabama (Feb. 23, 2006)
had four players score at least 20 points or more.....	at Alabama - Augustus, Johnson, Hodges, Hoston (Feb. 5, 2004)
played 40 minutes.....	Mikaylah Williams (40:00) at Ole Miss (Jan. 7, 2024)
played 40 minutes in 2 straight games.....	Alexis Morris vs. Kentucky (40 of 40) and at Ole Miss (40 of 40) (Jan. 30 - Feb. 7, 2022)
played 40 minutes in 3 straight games.....	Khayla Pointer, at Georgia (Dec. 30, 2021) and vs. Texas A&M (Jan. 2, 2022) and vs. South Carolina (Jan. 6, 2022)
played 40 minutes in 4 straight games.....	Chloe Jackson, 5 straight (Feb. 18, 2018 - March 17, 2018)
played 40 minutes in 5 straight games.....	Chloe Jackson, 5 straight (Feb. 18, 2018 - March 17, 2018)
played 40 minutes in 8 straight games.....	Temeka Johnson, 8 straight (Feb. 17, 2002 - Mar. 17, 2002)
fouled out.....	Angelica Velez vs. Niagara (Nov. 24, 2023)
had two freshmen in the starting lineup.....	Mikaylah Williams and Aalyah Del Rosario vs. Virginia (Nov. 25, 2023)

### AN LSU OPPONENT PLAYER...

scored 40 or more points.....	42 by Bianca Thomas of Ole Miss (Jan. 17, 2010 in Oxford)
scored 30 or more points.....	30 by Caitlin Clark of Iowa (April 2, 2023 in Dallas • NCAA Championship)
attempted 25 field goals.....	25 by Courtney Williams of USF (March 21, 2015 in Tampa • NCAA 1st Round)
recorded a double-double.....	Elizabeth Kitley (16 pts., 11 rebs.) of Virginia Tech (Nov. 30, 2023)
had 10 or more assists.....	Mimi Reid (10 assists) of Ole Miss (Jan. 4, 2021 in Oxford)
had 15 or more rebounds.....	15 by Madison Scott of Ole Miss (Feb. 7, 2022 in Oxford)
had 20 or more rebounds.....	20 by Teaira McCowan of #6 Mississippi State (Jan. 31, 2019 in Baton Rouge)
made 13 or more field goals.....	13 by Teaira McCowan of #5 Mississippi State (Jan. 7, 2018 in Baton Rouge)
made 15 or more free throws.....	18 by Ashley McElhiney of #19 Vanderbilt (Feb. 15, 2001 in Nashville)

### MISCELLANEOUS...

LSU scored 100 points or more.....	W, 110-68 vs. Jacksonville (Dec. 30, 2023 in Baton Rouge)
an opponent scored 100 points or more.....	102 by Ole Miss in 3OT (Feb. 7, 2010 in Baton Rouge)
LSU scored 100 points away from home.....	W, 102-85 vs. Iowa (April 2, 2023 in Dallas • NCAA Championship)
LSU scored 100 points and lost.....	101, Ole Miss in 3OT (Feb. 7, 2010 in Baton Rouge)
LSU scored 50 or fewer and won.....	def. Texas Tech, 48-40, in Lubbock, Texas (Nov. 30, 2017)
LSU scored 50 points or less.....	48, UCF (Dec. 4, 2020)
LSU scored 40 points or less.....	35, #6 Mississippi State (Jan. 31, 2019)
an opponent scored 20 points or less.....	19, by Centenary (Nov. 15, 2009 in Baton Rouge)
an opponent scored 30 points or less.....	30, by Florida (Feb. 11, 2010 in Gainesville)
an opponent scored 40 points or less.....	36 by Northwestern State (Nov. 17, 2023 in Baton Rouge)
an opponent scored 40 pts or less in consecutive games.....	Virginia Tech, 40 pts (Nov. 14, 2006) and Louisiana-Lafayette, 31 pts (Nov. 16, 2006)
beat a ranked team.....	#9 Virginia Tech, 82-64, in Baton Rouge (Nov. 30, 2023)
beat a top-5 ranked team.....	vs. No. 3 Iowa, 102-85 in Dallas in NCAA Championship (April 2, 2023)
beat a ranked team at a neutral site.....	vs. No. 3 Iowa, 102-85 in Dallas in NCAA Championship (April 2, 2023)
beat a ranked team on the road.....	#24 Arkansas, 69-45, in Fayetteville (Dec. 29, 2022)
beat a ranked team at home.....	#9 Virginia Tech, 82-64, in Baton Rouge (Nov. 30, 2023)
beat a ranked team in consecutive games vs. No. 4 Virginia Tech, 79-72 (March 31, 2023 • Final Four) and vs. No. 3 Iowa, 102-85 (April 2, 2023 • NCAA Championship)	
LSU had a +70 scoring margin.....	+89 (133-44) vs. McNeese (Dec. 12, 2023 in Baton Rouge)
LSU had a +15 rebound margin.....	+16 (53-37) at Alabama (Jan. 18, 2024)
LSU had a +20 rebound margin.....	+28 (54-26) vs. Jacksonville (Dec. 30, 2023)
an opponent had a +15 rebound margin.....	+18, at South Carolina (Feb. 12, 2023)
an opponent had a +20 rebound margin.....	+24, vs. South Carolina (Jan 6, 2022)
LSU attempted 30 free throws.....	22-31 at Alabama (Jan. 18, 2024)
LSU attempted 35 free throws.....	40-52 vs. Jacksonville (Dec. 30, 2023)
LSU attempted 50 free throws.....	40-52 vs. Jacksonville (Dec. 30, 2023)
an opponent attempted 35 free throws.....	40, by Alabama (Feb. 25, 2018)
LSU made 25 free throws.....	25-32 vs. TAMU (Jan. 11, 2024)
LSU made 30 free throws.....	40-52 vs. Jacksonville (Dec. 30, 2023)
an opponent made 30 free throws.....	34, by Alabama (March 2, 2014) - opponent school record
LSU made 10+ three-pointers.....	11-17, vs. Iowa (April 2, 2023 • NCAA Championship)
LSU attempted 20 three-pointers.....	Missouri, 9-30 (Jan. 4, 2024)
an opponent made 15 three-pointers.....	15, Missouri (Jan. 13, 2022)
an opponent attempted 25 three-pointers.....	Missouri, 9-30 (Jan. 4, 2024)
LSU had 25 assists.....	26, vs. Texas Southern (Dec. 12, 2021)
LSU had 30 assists.....	32, at #18 Arkansas (Jan. 10, 2008)
LSU had 35 assists.....	38, vs. UNC Asheville (Nov. 23, 1999)
an opponent had 25 assists.....	25, by Alabama (Jan. 28, 1995)
LSU forced 25 turnovers.....	28 vs. Jacksonville (Dec. 30, 2023)
LSU forced 30 turnovers.....	31 vs. NSU (Dec. 17, 2023)
LSU forced 35 turnovers.....	36 vs. McNeese (Dec. 12, 2023)
LSU forced 30 turnovers in consecutive games.....	35 vs. Texas Southern (Nov. 20, 2023); 30 vs. Niagara (Nov. 24, 2023)
LSU had 15 steals.....	18 vs. Jacksonville (Dec. 30, 2023)
LSU had 20 steals.....	21 vs. NSU (Dec. 17, 2023)
LSU had 20 steals in consecutive games.....	20 vs McNeese (Dec. 12, 2023); 21 vs. NSU (Dec. 17, 2023)
LSU blocked 10 shots.....	12 vs. MVSU (Nov. 12, 2023)
overcame a 10-point halftime deficit to win.....	-10, vs. Jackson St., 83-77 (March 19, 2022)
overcame a 15-point halftime deficit to win.....	-17, Oregon, 35-18 (Nov. 23, 1985)
overcame a 10-point second-half deficit to win (in back to back games) ... Auburn, 56-43 (Dec. 31, 2020); trailed 34-21 at 7:13 in 3Q • at Ole Miss, 77-69 (Jan. 4, 2021); trailed 47-34 at 2:11 in 3Q	





# #1

## Angelica Velez

Guard | 5-7 | Freshman | Bronx, N.Y.

Opponent	Min	FG	3P	FT	ORB	DRB	TRB	PF	Pts.	Asst.	TO	ST	Blocks	+/-
Colorado	1:48	0-0	0-0	1-2	0	1	1	0	1	1	0	0	0	1
Queens (NC)	6:13	0-1	0-0	0-0	0	1	1	0	0	1	0	1	0	14
Mississippi Valley St.	6:35	2-2	0-0	2-3	0	1	1	0	6	0	2	1	0	7
Kent St.	--	--	--	--	--	--	--	--	--	--	--	--	--	--
at Southeastern	1:03	0-0	0-0	0-0	0	0	0	0	0	0	0	0	0	-1
Texas Southern	11:12	1-3	0-0	0-0	1	2	3	2	2	2	0	0	1	6
Niagara	10:06	0-1	0-0	0-0	0	1	1	5	0	1	5	1	0	-7
Virginia	--	--	--	--	--	--	--	--	--	--	--	--	--	--
Virginia Tech	--	--	--	--	--	--	--	--	--	--	--	--	--	--
Louisiana-Lafayette	4:34	0-1	0-0	2-2	0	0	0	1	2	0	2	0	0	4
McNeese St.	14:49	3-7	1-2	3-4	0	2	2	1	10	5	0	0	0	27
Northwestern St.	10:57	0-0	0-0	0-0	0	0	0	1	0	0	1	1	0	6
at Coppin St.	8:08	1-3	0-0	0-0	0	1	1	1	2	0	0	0	0	6
Jacksonville	6:45	0-1	0-0	0-0	0	0	0	2	0	1	1	0	0	-7
Missouri	1:13	0-0	0-0	0-0	0	0	0	0	0	0	0	0	0	-3
at Ole Miss	--	--	--	--	--	--	--	--	--	--	--	--	--	--
Texas A&M	1:04	0-0	0-0	0-0	0	0	0	0	0	0	0	0	0	-4
at Auburn	--	--	--	--	--	--	--	--	--	--	--	--	--	--
at Alabama														
Arkansas														
South Carolina														
at Mississippi St.														
Florida														
at Vanderbilt														
Alabama														
at TexasA&M														
Auburn														
at Tennessee														
at Georgia														
Kentucky														

\*-Start

SEASON	TEAM	GP-GS	MIN/AVG	FG-FGA	FG%	3FG-ATT	3FG%	FT-FTA	FT%	ORB	DRB	TRB	AVG	PF-FO	A	TO	BLK	STL	PTS	AVG
2023-23	LSU	14-0	85/6.1	7-19	.368	1-2	.500	8-11	.727	1	9	10	0.7	14-1	11	11	1	4	23	1.6
TOTAL		14-0	85/6.1	7-19	.368	1-2	.500	8-11	.727	1	9	10	0.7	14-1	11	11	1	4	23	1.6

### Player Notes

A four-star prospect who was ranked the No. 21 player in the class by Prospects Nation ... A shifty point guard who plays the position with a flair with shift ball handling and passing skills ... Played at The Webb School in Tennessee, winning back-to-back state championships as a junior and senior ... Named the 2023 Division II-A Miss Tennessee Basketball Player of the Year ... Played in the BallisLife All-America Game.



# #2

## Amani Bartlett

Forward | 6-3 | Junior | Cleveland, Texas

Opponent	Min	FG	3P	FT	ORB	DRB	TRB	PF	Pts.	Asst.	TO	ST	Blocks	+/-
Colorado	0:39	2-2	0-0	0-0	0	0	0	0	4	0	0	0	0	1
Queens (NC)	6:13	0-0	0-0	0-0	0	3	3	0	0	0	0	0	0	14
Mississippi Valley St.	7:10	0-0	0-0	0-0	0	4	4	2	0	0	1	0	1	5
Kent St.	--	--	--	--	--	--	--	--	--	--	--	--	--	--
at Southeastern	2:14	1-1	0-0	0-0	0	0	0	0	2	0	0	0	0	-3
Texas Southern	10:60	1-1	0-0	1-2	0	2	2	1	3	0	1	1	0	4
Niagara	4:00	0-1	0-0	0-0	0	2	2	0	0	0	0	0	0	-2
Virginia	--	--	--	--	--	--	--	--	--	--	--	--	--	--
Virginia Tech	--	--	--	--	--	--	--	--	--	--	--	--	--	--
Louisiana-Lafayette	4:34	2-2	0-0	0-0	3	0	3	0	4	0	0	1	1	4
McNeese St.	17:28	0-0	0-0	4-4	0	3	3	1	4	0	1	0	2	33
Northwestern St.	8:56	0-1	0-0	1-2	0	1	1	1	1	0	0	1	1	0
at Coppin St.	3:18	0-0	0-0	0-0	0	1	1	0	0	1	0	0	0	2
Jacksonville	7:07	0-0	0-0	0-0	0	0	0	1	0	0	0	0	1	-5
Missouri	1:13	0-0	0-0	0-0	0	0	0	0	0	0	0	0	0	-3
at Ole Miss	--	--	--	--	--	--	--	--	--	--	--	--	--	--
Texas A&M	1:04	0-0	0-0	0-0	0	0	0	1	0	0	0	0	0	-4
at Auburn	--	--	--	--	--	--	--	--	--	--	--	--	--	--
at Alabama	0:56	0-0	0-0	0-0	0	0	0	0	0	0	0	0	0	-1
Arkansas														
South Carolina														
at Mississippi St.														
Florida														
at Vanderbilt														
Alabama														
at TexasA&M														
Auburn														
at Tennessee														
at Georgia														
Kentucky														

\*-Start

SEASON	TEAM	GP-GS	MIN/AVG	FG-FGA	FG%	3FG-ATT	3FG%	FT-FTA	FT%	ORB	DRB	TRB	AVG	PF-FO	A	TO	BLK	STL	PTS	AVG
2021-22	LSU	9-0	45/5.0	4-7	.571	0-0	.000	3-4	.750	4	3	7	0.8	4-0	1	2	5	1	11	1.2
2022-23	LSU	25-0	110/4.4	9-16	.563	0-0	.000	7-12	.583	8	14	22	0.9	12-0	1	5	5	3	25	1.0
2023-24	LSU	14-0	76/5.4	6-8	.750	0-0	.000	6-8	.750	4	15	19	1.4	7-0	1	3	6	3	18	1.3
TOTAL		48-0	231/4.8	19-31	.613	0-0	.000	16-24	.667	16	32	48	1.0	23-0	3	10	16	7	54	1.1

### Player Notes



# #4

## Flau'jae Johnson

Guard | 5-10 | Sophomore | Savannah, Georgia

Opponent	Min	FG	3P	FT	ORB	DRB	TRB	PF	Pts.	Asst.	TO	ST	Blocks	+/-
Colorado*	17:48	1-3	1-1	0-0	0	1	1	4	3	0	2	0	0	-6
Queens (NC)*	31:13	6-8	0-1	1-1	2	4	6	1	13	2	1	3	3	37
Mississippi Valley St.			Did not play due to flu-like symptoms											
Kent St.	21:38	4-6	1-2	1-2	3	0	3	2	10	1	0	3	0	19
at Southeastern	29:31	8-12	1-2	0-1	4	7	11	2	17	3	1	4	0	31
Texas Southern*	20:46	7-12	0-2	3-3	5	3	8	2	17	2	1	5	0	34
Niagara*	27:55	5-9	0-0	4-5	3	5	8	1	14	4	3	1	1	28
Virginia*	38:31	1-6	0-0	4-5	3	12	15	3	6	2	4	1	1	2
Virginia Tech*	37:57	6-13	1-4	0-1	5	3	8	1	13	1	0	1	1	16
Louisiana-Lafayette*	32:17	1-8	0-4	2-3	1	5	6	2	4	4	3	2	3	25
McNeese St.*	27:20	5-9	1-1	5-6	3	1	4	0	16	5	0	5	0	71
Northwestern St.*	24:54	5-10	0-2	3-5	1	1	2	3	13	5	2	5	1	39
at Coppin St.*	30:01	7-14	2-5	2-2	2	2	4	2	18	3	1	3	0	34
Jacksonville*	28:39	5-11	2-4	8-8	2	3	5	3	20	3	2	3	2	36
Missouri*	38:47	11-17	1-4	1-2	2	3	5	2	24	3	2	3	1	23
at Ole Miss*	34:59	7-12	1-2	1-2	3	3	6	4	16	0	1	0	2	20
Texas A&M*	32:30	4-10	0-0	3-6	4	1	5	4	11	3	3	1	0	12
at Auburn*	28:22	4-8	0-0	4-6	1	2	3	4	12	0	2	2	0	-17
at Alabama*	32:48	4-11	1-3	1-2	3	5	8	4	10	3	3	3	1	20
Arkansas														
South Carolina														
at Mississippi St.														
Florida														
at Vanderbilt														
Alabama														
at TexasA&M														
Auburn														
at Tennessee														
at Georgia														
Kentucky														

\*-Start

SEASON	TEAM	GP-GS	MIN/AVG	FG-FGA	FG%	3FG-ATT	3FG%	FT-FTA	FT%	ORB	DRB	TRB	AVG	PF-FO	A	TO	BLK	STL	PTS	AVG
2022-23	LSU	36-36	993/27.6	142-335	.424	34-103	.330	78-112	.696	74	139	213	5.9	81-2	67	83	29	42	396	11.0
2023-24	LSU	18-16	536/29.8	91-179	.508	12-37	.324	43-60	.717	47	61	108	6.0	44-0	44	31	16	45	237	13.2
TOTAL		54-52	1529/28.3	233-514	.453	46-140	.329	121-172	.703	121	200	321	5.9	125-2	111	114	45	87	633	11.7

### Player Notes

- Also a rap star who has a record deal with Jay-Z's RocNation
- Has over 1-million followers on Instagram
- Started all 36 games throughout LSU's national championship season
- The reigning SEC Freshman of the Year



# #5

## Sa'Myah Smith

Forward | 6-2 | Sophomore | DeSoto, Texas

Opponent	Min	FG	3P	FT	ORB	DRB	TRB	PF	Pts.	Asst.	TO	ST	Blocks	+/-
Colorado	25:42	6-8	0-0	4-5	3	2	5	2	16	0	2	0	1	-17
Queens (NC)*	18:22	9-11	0-0	3-4	4	4	8	2	21	0	3	1	1	28
Mississippi Valley St.*	24:56	8-12	0-0	5-12	5	6	11	1	21	2	1	0	3	45
Kent St.*	33:14	3-7	0-0	3-3	7	4	11	1	9	2	3	0	0	21
at Southeastern*	32:53	3-7	0-0	2-3	5	4	9	1	8	1	3	1	3	22
Texas Southern*	22:11	2-2	0-0	3-5	2	5	7	2	7	1	4	0	1	37
Niagara*	4:42	0-0	0-0	0-2	0	2	2	1	0	0	2	0	2	5
Virginia	--	--	--	--	--	--	--	--	--	--	--	--	--	--
Virginia Tech	--	--	--	--	--	--	--	--	--	--	--	--	--	--
Louisiana-Lafayette	--	--	--	--	--	--	--	--	--	--	--	--	--	--
McNeese St.	--	--	--	--	--	--	--	--	--	--	--	--	--	--
Northwestern St.	--	--	--	--	--	--	--	--	--	--	--	--	--	--
at Coppin St.	--	--	--	--	--	--	--	--	--	--	--	--	--	--
Jacksonville	--	--	--	--	--	--	--	--	--	--	--	--	--	--
Missouri	--	--	--	--	--	--	--	--	--	--	--	--	--	--
at Ole Miss	--	--	--	--	--	--	--	--	--	--	--	--	--	--
Texas A&M	--	--	--	--	--	--	--	--	--	--	--	--	--	--
at Auburn	--	--	--	--	--	--	--	--	--	--	--	--	--	--
at Alabama	--	--	--	--	--	--	--	--	--	--	--	--	--	--
Arkansas														
South Carolina														
at Mississippi St.														
Florida														
at Vanderbilt														
Alabama														
at TexasA&M														
Auburn														
at Tennessee														
at Georgia														
Kentucky														

\*-Start

SEASON	TEAM	GP-GS	MIN/AVG	FG-FGA	FG%	3FG-ATT	3FG%	FT-FTA	FT%	ORB	DRB	TRB	AVG	PF-FO	A	TO	BLK	STL	PTS	AVG
2022-23	LSU	36-2	527/14.7	65-126	.516	1-1	1.000	35-62	.565	64	81	145	4.0	39-0	23	23	38	11	166	4.6
2023-24	LSU	7-6	162/23.1	31-47	.660	0-0	.000	20-34	.588	26	27	53	7.6	10-0	6	18	11	2	82	11.7
TOTAL		43-8	689/16.0	96-173	.555	1-1	1.000	55-96	.573	90	108	198	4.6	49-0	29	41	49	13	248	5.8

### Player Notes

- Played a key role coming off the bench throughout LSUS's national championship season, averaging 4.6 points and 4.0 rebounds
- Passed up an opportunity to play with USA Basketball during the Summer to stay and Baton Rouge, working out to get ready for the season
- Tore her ACL, MCL and meniscus against Niagara and will miss the rest of the season



# #10

## Angel Reese

Forward | 6-3 | Junior | Baltimore, Maryland

Opponent	Min	FG	3P	FT	ORB	DRB	TRB	PF	Pts.	Asst.	TO	ST	Blocks	+/-
Colorado*	30:28	6-15	0-0	3-5	5	7	12	4	15	1	2	0	1	-14
Queens (NC)*	25:03	9-15	0-1	10-11	5	9	14	0	28	1	0	2	1	40
Mississippi Valley St.*	20:09	3-10	0-3	8-9	5	5	10	1	14	4	3	3	1	34
Kent St.*	13:13	5-9	0-1	1-2	3	2	5	1	11	0	0	0	0	7
at Southeastern	--	--	--	--	--	--	--	--	--	--	--	--	--	--
Texas Southern	--	--	--	--	--	--	--	--	--	--	--	--	--	--
Niagara	--	--	--	--	--	--	--	--	--	--	--	--	--	--
Virginia	--	--	--	--	--	--	--	--	--	--	--	--	--	--
Virginia Tech*	29:34	5-10	0-0	9-16	6	3	9	4	19	2	4	1	0	12
Louisiana-Lafayette*	32:54	5-10	0-1	10-18	3	6	9	4	20	2	2	1	1	21
McNeese St.*	22:23	5-7	0-0	11-13	6	5	11	1	21	3	3	6	0	56
Northwestern St.*	27:37	10-13	0-0	5-6	6	8	14	3	25	1	2	3	0	45
at Coppin St.*	32:56	11-15	0-0	4-6	3	3	6	2	26	2	1	5	1	29
Jacksonville*	28:26	3-9	0-0	11-14	6	14	20	3	17	3	5	3	1	28
Missouri*	37:38	7-16	0-0	7-8	9	4	13	2	21	4	1	1	1	25
at Ole Miss*	38:58	7-17	0-0	7-10	6	3	9	3	21	4	1	3	0	9
Texas A&M*	32:36	4-13	0-0	12-14	7	11	18	3	20	7	2	1	2	21
at Auburn*	37:12	8-15	0-0	8-12	6	5	11	3	24	0	2	0	1	-5
at Alabama*	28:36	7-16	0-0	6-7	10	6	16	3	20	0	4	2	1	20
Arkansas														
South Carolina														
at Mississippi St.														
Florida														
at Vanderbilt														
Alabama														
at TexasA&M														
Auburn														
at Tennessee														
at Georgia														
Kentucky														

\*-Start

SEASON	TEAM	GP-GS	MIN/AVG	FG-FGA	FG%	3FG-ATT	3FG%	FT-FTA	FT%	ORB	DRB	TRB	AVG	PF-FO	A	TO	BLK	STL	PTS	AVG
2020-21	MD	15-4	229/15.3	50-107	.467	1-6	.167	49-73	.671	40	50	90	6.0	30-1	17	22	19	9	150	10.0
2021-22	MD	32-31	828/25.9	207-414	.500	2-11	.182	153-224	.683	169	171	340	10.6	99-4	48	81	36	53	569	17.8
2022-23	LSU	36-36	1210/33.6	294-560	.525	1-6	.167	240-339	.708	232	323	555	15.4	91-2	81	80	57	66	829	23.0
2023-24	LSU	15-15	438/29.2	95-190	.500	0-6	.000	112-151	.742	86	91	177	11.8	37-0	34	32	11	30	302	20.1
TOTAL FOR LSU		51-51	1648/32.3	389-750	.519	1-12	.083	352-490	.718	318	414	732	14.4	128-2	115	112	68	96	1131	22.2
TOTAL		98-86	2704/27.6	646-1271	.508	4-29	.138	554-787	.704	527	635	1162	11.9	257-7	180	215	123	158	1850	18.9

### Player Notes

- Set the NCAA Record with 34 double-doubles during the 2022-23 season
- Brother Julian Reese is a sophomore for the Maryland men's basketball team.
- Recorded six 20/20 game throughout the 2022-23 season
- Was the first LSU player during the 2022-23 season with consecutive 30 point games since Elaine Powell in the 1995-96 season
- Recorded 22 consecutive double-doubles throughout to start the 2022-23 season, setting the LSU record for consecutive double-doubles and the SEC record for consecutive double-doubles to begin a season

- Set the LSU record with 28 rebounds in a game against Texas A&M (1/8/23)





# #11

## Hailey Van Lith

Guard | 5-9 | Graduate | Wenatchee, Washington

Opponent	Min	FG	3P	FT	ORB	DRB	TRB	PF	Pts.	Asst.	TO	ST	Blocks	+/-
Colorado*	37:17	4-11	2-4	4-6	0	1	1	2	14	7	4	2	1	-5
Queens (NC)*	21:09	0-3	0-3	3-4	0	2	2	1	3	3	1	0	0	28
Mississippi Valley St.*	27:27	4-10	0-3	3-6	2	2	4	0	11	6	1	2	2	52
Kent St.*	34:46	6-13	0-3	3-4	2	0	2	3	15	5	1	4	1	29
at Southeastern*	25:46	5-8	2-3	0-0	0	2	2	3	12	2	1	0	0	21
Texas Southern*	25:03	6-13	1-2	3-3	1	1	2	1	16	5	4	2	0	38
Niagara*	34:43	7-14	1-3	5-6	0	2	2	2	20	7	5	1	0	38
Virginia*	36:32	4-12	1-2	3-4	0	2	2	0	12	5	5	1	0	6
Virginia Tech*	35:46	3-7	1-2	0-0	0	1	1	1	7	5	1	1	0	17
Louisiana-Lafayette	--	--	--	--	--	--	--	--	--	--	--	--	--	--
McNeese St.	--	--	--	--	--	--	--	--	--	--	--	--	--	--
Northwestern St.	--	--	--	--	--	--	--	--	--	--	--	--	--	--
at Coppin St.	--	--	--	--	--	--	--	--	--	--	--	--	--	--
Jacksonville*	20:29	4-7	3-4	0-2	0	1	1	3	11	5	5	4	2	35
Missouri*	28:37	3-7	1-3	0-0	0	4	4	4	7	5	3	1	1	20
at Ole Miss*	28:09	5-11	2-4	1-2	0	1	1	4	13	4	7	1	0	7
Texas A&M*	35:04	4-7	3-4	3-3	0	2	2	1	14	4	3	1	1	20
at Auburn*	27:30	1-9	0-1	1-2	0	0	0	2	3	1	3	0	0	-1
at Alabama*	34:36	2-8	1-4	3-4	0	0	0	5	8	4	0	3	0	32
Arkansas														
South Carolina														
at Mississippi St.														
Florida														
at Vanderbilt														
Alabama														
at TexasA&M														
Auburn														
at Tennessee														
at Georgia														
Kentucky														

\*-Start

SEASON	TEAM	GP-GS	MIN/AVG	FG-FGA	FG%	3FG-ATT	3FG%	FT-FTA	FT%	ORB	DRB	TRB	AVG	PF-FO	A	TO	BLK	STL	PTS	AVG
2020-21	LOU	30-30	903/30.1	121-282	.429	49-128	.383	44-53	.830	37	118	155	5.2	57-0	63	52	7	36	335	11.2
2021-22	LOU	34-34	1053/31.0	185-428	.432	45-125	.360	74-91	.813	34	87	121	3.6	44-0	75	72	4	41	489	14.4
2022-23	LOU	37-37	1364/36.9	256-623	.411	58-198	.293	159-182	.874	30	138	168	4.5	72-0	119	136	11	55	729	19.7
2023-23	LSU	15-15	453/30.2	58-140	.414	18-45	.400	32-46	.696	5	21	26	1.7	32-1	68	44	8	23	166	11.1
TOTAL FOR LSU		15-15	453/30.2	58-140	.414	18-45	.400	32-46	.696	5	21	26	1.7	32-1	68	44	8	23	166	11.1
TOTAL		116-116	3773/32.5	620-1473	.421	170-496	.343	309-372	.831	106	364	470	4.1	205-1	325	304	30	155	1719	14.8

### Player Notes

- The top-rated player in the transfer portal by ESPN
- As a junior at Louisville, Van Lith was one of two Power-Five Players (Caitlin Clark) to average at least 19 points, four rebounds and three assists per game



# #12

## Mikaylah Williams

Guard | 6-0 | Freshman | Bossier City, Louisiana

Opponent	Min	FG	3P	FT	ORB	DRB	TRB	PF	Pts.	Asst.	TO	ST	Blocks	+/-
Colorado*	31:02	8-16	1-2	0-0	1	3	4	2	17	0	2	1	1	-17
Queens (NC)*	15:37	3-6	1-3	2-2	0	1	1	3	9	2	1	0	0	17
Mississippi Valley St.*	28:23	7-11	5-6	1-3	1	4	5	4	20	2	5	1	0	48
Kent St.*	36:04	15-20	5-8	7-7	2	5	7	2	42	3	2	3	0	31
at Southeastern*	32:44	3-9	1-4	6-6	0	1	1	1	13	3	3	1	0	24
Texas Southern*	23:39	4-9	4-7	2-2	1	2	3	2	14	4	1	1	1	39
Niagara*	25:26	8-12	2-2	1-1	1	4	5	4	19	2	2	0	0	31
Virginia*	23:48	2-10	0-2	2-2	1	4	5	3	6	2	1	0	0	-4
Virginia Tech*	36:01	9-15	1-5	1-1	2	4	6	1	20	5	3	2	0	18
Louisiana-Lafayette*	35:26	6-13	4-8	2-2	4	7	11	1	18	4	4	1	0	26
McNeese St.*	27:32	11-15	2-4	2-2	0	2	2	2	26	6	0	4	0	73
Northwestern St.*	35:00	4-14	2-6	4-4	1	4	5	1	14	1	3	3	0	40
at Coppin St.*	30:30	2-10	0-5	1-1	2	5	7	3	5	1	3	1	0	24
Jacksonville*	26:48	7-11	2-4	1-2	0	3	3	4	17	4	1	2	0	31
Missouri*	37:17	3-12	1-6	4-5	1	5	6	1	11	7	2	2	1	26
at Ole Miss*	40:00	7-12	4-5	2-4	2	5	7	1	20	2	3	4	0	11
Texas A&M*	37:48	5-11	2-5	4-4	0	7	7	2	16	2	6	1	0	17
at Auburn*	38:45	3-10	0-1	1-2	1	2	3	3	7	5	3	4	0	-7
at Alabama*	32:57	5-12	0-2	4-6	3	2	5	4	14	2	2	1	0	25
Arkansas														
South Carolina														
at Mississippi St.														
Florida														
at Vanderbilt														
Alabama														
at TexasA&M														
Auburn														
at Tennessee														
at Georgia														
Kentucky														

\*-Start

SEASON	TEAM	GP-GS	MIN/AVG	FG-FGA	FG%	3FG-ATT	3FG%	FT-FTA	FT%	ORB	DRB	TRB	AVG	PF-FO	A	TO	BLK	STL	PTS	AVG
2023-24	LSU	19-19	595/31.3	112-228	.491	37-85	.435	47-56	.839	23	70	93	4.9	44-0	57	47	3	32	308	16.2
TOTAL		19-19	595/31.3	112-228	.491	37-85	.435	47-56	.839	23	70	93	4.9	44-0	57	47	3	32	308	16.2

### Player Notes

- A five-star prospect who was ranked the No. 1 player in her class by AGSR, Prospects Nation and Jr. All-Star National Rankings
- The two-time reigning Louisiana Gatorade Player of the Year the led Parkway High School to a State Championship as a senior
- An all-around talent at the guard position who played in the McDonald's All-America Game and was named the 2023 Morgan Wooten National Player of the Year
- Also named to the Naismith High School All-America team
- Invited to play in the Inaugural Women's Nike Hoops Summit
- Named the USA Basketball 3x3 Athlete of the Year
- Scored 42 points against Kent State in her fourth collegiate game, the most points scored by a LSU freshman in the NCAA Era



# #13

## Last-Tear Poa

Guard | 5-11 | Junior | Melbourne, Australia

Opponent	Min	FG	3P	FT	ORB	DRB	TRB	PF	Pts.	Asst.	TO	ST	Blocks	+/-
Colorado	12:26	0-1	0-1	2-2	0	0	0	2	2	1	0	0	0	5
Queens (NC)	20:01	2-4	0-2	2-2	1	1	2	0	6	5	2	1	0	29
Mississippi Valley St.*	26:20	2-3	0-1	5-6	1	3	4	4	9	3	0	2	0	51
Kent St.*	26:41	2-4	0-0	1-1	0	3	3	2	5	4	4	1	2	12
at Southeastern*	25:07	1-5	0-2	6-6	0	6	6	0	8	0	4	1	0	-2
Texas Southern	21:49	2-3	0-0	4-5	0	2	2	1	8	4	0	3	0	46
Niagara	23:56	1-1	0-0	3-4	0	2	2	4	5	5	1	3	1	40
Virginia	32:41	2-6	0-1	4-4	0	1	1	4	8	5	2	1	0	2
Virginia Tech	10:53	0-0	0-0	4-4	0	1	1	0	4	1	2	0	1	3
Louisiana-Lafayette	31:43	0-1	0-0	1-2	0	2	2	3	1	7	3	1	1	28
McNeese St.*	21:23	0-4	0-0	4-4	1	2	3	1	4	1	3	1	1	36
Northwestern St.*	29:03	1-5	0-3	0-0	1	1	2	2	2	4	3	6	0	39
at Coppin St.*	31:07	2-2	1-1	0-0	0	1	1	2	5	8	0	1	0	33
Jacksonville	21:40	1-2	1-2	6-8	1	2	3	2	9	7	1	1	0	30
Missouri	12:49	1-2	0-1	2-2	0	1	1	0	4	1	2	0	1	0
at Ole Miss	16:47	0-1	0-0	0-0	0	2	2	3	0	3	3	0	0	-5
Texas A&M	12:16	1-1	1-1	0-0	0	0	0	0	3	1	1	1	0	12
at Auburn	19:41	0-0	0-0	2-3	0	0	0	4	2	3	1	0	0	5
at Alabama	14:40	0-2	0-2	1-2	0	0	0	0	1	3	1	0	1	-16
Arkansas														
South Carolina														
at Mississippi St.														
Florida														
at Vanderbilt														
Alabama														
at TexasA&M														
Auburn														
at Tennessee														
at Georgia														
Kentucky														

\*-Start

SEASON	TEAM	GP-GS	MIN/AVG	FG-FGA	FG%	3FG-ATT	3FG%	FT-FTA	FT%	ORB	DRB	TRB	AVG	PF-FO	A	TO	BLK	STL	PTS	AVG
2022-23	LSU	36-2	450/12.5	31-92	.337	10-30	.333	51-58	.879	7	36	43	1.2	46-0	42	35	4	19	123	3.4
2023-24	LSU	19-7	411/21.6	18-47	.383	3-17	.176	47-55	.855	5	30	35	1.8	34-0	66	33	8	23	86	4.5
TOTAL		55-9	861/15.7	49-139	.353	13-47	.277	98-113	.867	12	66	78	1.4	80-0	108	68	12	42	209	3.8

### Player Notes

- Played a key role coming off the bench for LSU during its national championship season, averaging 3.4 points, 1.1 assists and 1.2 rebounds
- With multiple starters on the bench, came into the national championship game and hit two clutch threes in the second quarter and drew two offensive fouls against Caitlin Clark



#14

Izzy Besselman

Guard | 5-10 | Sophomore | Baton Rouge, Louisiana

Opponent	Min	FG	3P	FT	ORB	DRB	TRB	PF	Pts.	Asst.	TO	ST	Blocks	+/-
Colorado	--	--	--	--	--	--	--	--	--	--	--	--	--	--
Queens (NC)	1:28	0-0	0-0	0-0	0	0	0	0	0	0	0	0	0	2
Mississippi Valley St.	3:08	0-0	0-0	0-0	0	0	0	0	0	0	0	0	0	2
Kent St.	--	--	--	--	--	--	--	--	--	--	--	--	--	--
at Southeastern	--	--	--	--	--	--	--	--	--	--	--	--	--	--
Texas Southern	3:19	0-1	0-1	1-2	0	2	2	0	1	0	0	0	0	-1
Niagara	4:00	1-1	0-0	0-0	0	0	0	1	2	0	0	0	1	-2
Virginia	--	--	--	--	--	--	--	--	--	--	--	--	--	--
Virginia Tech	--	--	--	--	--	--	--	--	--	--	--	--	--	--
Louisiana-Lafayette	1:06	0-0	0-0	0-0	0	0	0	1	0	0	0	0	0	1
McNeese St.	7:41	0-0	0-0	1-2	0	2	2	1	1	0	0	2	0	9
Northwestern St.	1:49	0-0	0-0	0-0	0	0	0	0	0	0	0	0	0	2
at Coppin St.	1:05	0-0	0-0	0-0	0	1	1	0	0	0	0	0	0	0
Jacksonville	2:28	1-1	0-0	0-0	0	2	2	0	2	0	1	0	0	-1
Missouri	1:13	0-0	0-0	0-0	0	0	0	0	0	0	0	0	0	-3
at Ole Miss	--	--	--	--	--	--	--	--	--	--	--	--	--	--
Texas A&M	0:40	0-0	0-0	0-0	0	0	0	0	0	0	0	0	0	-2
at Auburn	--	--	--	--	--	--	--	--	--	--	--	--	--	--
at Alabama	--	--	--	--	--	--	--	--	--	--	--	--	--	--
Arkansas														
South Carolina														
at Mississippi St.														
Florida														
at Vanderbilt														
Alabama														
at TexasA&M														
Auburn														
at Tennessee														
at Georgia														
Kentucky														

\*-Start

SEASON	TEAM	GP-GS	MIN/AVG	FG-FGA	FG%	3FG-ATT	3FG%	FT-FTA	FT%	ORB	DRB	TRB	AVG	PF-FO	A	TO	BLK	STL	PTS	AVG
2022-23	LSU	19-0	35/1.9	3-5	.600	0-1	.000	0-2	.000	3	5	8	0.4	3-0	0	2	0	0	6	0.3
2023-24	LSU	11-0	28/2.5	2-3	.667	0-1	.000	2-4	.500	0	7	7	0.6	3-0	0	2	1	2	6	0.5
TOTAL		30-0	63/2.1	5-8	.625	0-2	.000	2-6	.333	3	12	15	0.5	6-0	0	4	1	2	12	0.4

Player Notes

- A walk-on and LSU's lone player from Baton Rouge



# #20

## Janae Kent

Guard | 6-1 | Freshman | Oak Forest, Illinois

Opponent	Min	FG	3P	FT	ORB	DRB	TRB	PF	Pts.	Asst.	TO	ST	Blocks	+/-
Colorado	4:21	0-0	0-0	0-0	0	0	0	0	0	0	0	0	0	2
Queens (NC)	9:34	3-3	1-1	0-0	0	1	1	1	7	2	1	0	0	8
Mississippi Valley St.	9:00	1-3	0-1	2-4	0	0	0	1	4	2	2	1	0	6
Kent St.	0:51	0-0	0-0	0-0	0	0	0	0	0	0	0	0	0	-1
at Southeastern	4:46	0-1	0-0	0-0	0	0	0	0	0	0	0	0	0	-3
Texas Southern	14:12	2-7	0-3	3-4	0	2	2	2	7	0	0	1	1	15
Niagara	13:44	1-1	0-0	2-2	1	1	2	0	4	3	0	1	0	0
Virginia	7:56	0-0	0-0	0-0	0	0	0	1	0	0	1	0	0	3
Virginia Tech	--	--	--	--	--	--	--	--	--	--	--	--	--	--
Louisiana-Lafayette	9:40	0-3	0-2	0-0	0	0	0	1	0	1	0	2	0	3
McNeese St.	19:21	3-7	0-0	0-0	2	1	3	3	6	0	0	1	0	47
Northwestern St.	16:29	1-5	0-2	0-0	1	0	1	1	2	0	0	0	0	10
at Coppin St.	13:37	1-4	1-2	0-0	1	0	1	0	3	1	0	0	0	9
Jacksonville	10:20	0-5	0-2	0-0	0	0	0	2	0	1	2	1	0	-1
Missouri	1:13	0-1	0-1	0-0	0	0	0	0	0	0	0	0	0	-3
at Ole Miss	0:06	0-0	0-0	0-0	0	0	0	0	0	0	0	0	0	0
Texas A&M	1:04	0-2	0-1	0-0	0	1	1	0	0	0	0	0	0	-4
at Auburn	5:43	1-2	0-0	0-0	0	0	0	0	2	0	0	0	0	5
at Alabama	3:04	0-0	0-0	0-0	0	0	0	0	0	0	0	0	0	-2
Arkansas														
South Carolina														
at Mississippi St.														
Florida														
at Vanderbilt														
Alabama														
at TexasA&M														
Auburn														
at Tennessee														
at Georgia														
Kentucky														

\*-Start

SEASON	TEAM	GP-GS	MIN/AVG	FG-FGA	FG%	3FG-ATT	3FG%	FT-FTA	FT%	ORB	DRB	TRB	AVG	PF-FO	A	TO	BLK	STL	PTS	AVG
2023-24	LSU	18-0	145/8.1	13-44	.295	2-15	.133	7-10	.700	5	6	11	0.6	12-0	10	6	1	7	35	1.9
TOTAL		18-0	145/8.1	13-44	.295	2-15	.133	7-10	.700	5	6	11	0.6	12-0	10	6	1	7	35	1.9

### Player Notes

The all-time leading scorer (men's or women's) at Oak Forest High School with 2,063 career points... A four-time all-conference player in high school a three-time First Team All-State and a recipient of the Daily Southdown Player of the Year Award... Holds the school record with 45 points in a game... Also holds the program record with 669 total points in a season... Went 25-26 at the free throw line during a game to set the school record for made free throws... Set the record for the most free throws in a season with 207 and in a career with 604... Invited to participate in USA Basketball and was a McDonald's All-America Game nominee... An ESPN Top 100 recruit.





#23

Aalyah Del Rosario

Center | 6-6 | Freshman | Santo Domingo, Dominican Republic

Opponent	Min	FG	3P	FT	ORB	DRB	TRB	PF	Pts.	Asst.	TO	ST	Blocks	+/-
Colorado	4:18	0-0	0-0	0-2	1	0	1	0	0	0	0	0	0	4
Queens (NC)	11:36	3-4	0-0	0-2	0	1	1	0	6	1	1	1	0	14
Mississippi Valley St.	11:14	2-3	0-0	2-2	0	5	5	4	6	0	3	0	1	4
Kent St.	2:31	0-0	0-0	0-0	0	0	0	0	0	0	0	0	0	0
at Southeastern	9:14	1-2	0-0	0-0	1	1	2	1	2	1	0	0	1	1
Texas Southern	23:35	5-10	0-0	4-4	3	2	5	2	14	0	2	2	2	40
Niagara	17:57	3-6	0-0	1-2	0	3	3	4	7	0	1	1	1	9
Virginia*	20:32	3-8	0-0	1-2	1	3	4	4	7	0	1	1	0	3
Virginia Tech	10:29	0-0	0-0	0-0	1	0	1	3	0	0	0	1	0	8
Louisiana-Lafayette	16:16	2-2	0-0	3-4	1	7	8	0	7	0	2	0	1	12
McNeese St.	19:55	10-14	0-0	7-14	5	5	10	1	27	0	0	1	1	42
Northwestern St.	16:49	2-6	0-0	4-6	3	6	9	2	8	1	3	0	4	2
at Coppin St.	16:47	3-6	0-0	2-6	6	4	10	1	8	2	4	0	0	-4
Jacksonville	17:03	4-5	0-0	6-8	1	6	7	3	14	0	0	2	2	20
Missouri	2:22	0-0	0-0	0-0	0	1	1	1	0	0	1	0	0	-5
at Ole Miss	10:47	0-0	0-0	1-2	1	2	3	1	1	0	2	0	0	-1
Texas A&M	7:24	1-3	0-0	0-0	0	1	1	2	0	0	0	0	0	-4
at Auburn	4:04	0-0	0-0	0-0	0	1	1	0	0	0	0	0	0	-2
at Alabama	13:37	2-5	0-0	1-4	3	4	7	2	5	0	1	0	1	1
Arkansas														
South Carolina														
at Mississippi St.														
Florida														
at Vanderbilt														
Alabama														
at TexasA&M														
Auburn														
at Tennessee														
at Georgia														
Kentucky														

\*-Start

SEASON	TEAM	GP-GS	MIN/AVG	FG-FGA	FG%	3FG-ATT	3FG%	FT-FTA	FT%	ORB	DRB	TRB	AVG	PF-FO	A	TO	BLK	STL	PTS	AVG
2023-24	LSU	19-1	236/12.4	41-74	.554	0-0	.000	32-58	.552	27	52	79	4.2	31-0	5	21	14	9	114	6.0
TOTAL		19-1	236/12.4	41-74	.554	0-0	.000	32-58	.552	27	52	79	4.2	31-0	5	21	14	9	114	6.0

Player Notes

A five-star recruit who was the top post player in her class and ranked as high as the No. 4 player by Just Women's Sports ... Played at The Webb School in Tennessee, winning back-to-back state championships as a junior and senior ... Earned a spot on the Naismith High Scholl All-America team ... Invited to play in the Inaugural Women's Nike Hoops Summit ... Played in the BallIsLife All-America Game ... Took home a Gold Medal from the 2022 FIBA U18 World Cup in Argentina.



# #24

## Aneesah Morrow

Forward | 6-1 | Junior | Chicago, Illinois

Opponent	Min	FG	3P	FT	ORB	DRB	TRB	PF	Pts.	Asst.	TO	ST	Blocks	+/-
Colorado*	18:28	2-9	0-1	2-2	1	3	4	4	6	1	2	2	1	-8
Queens (NC)	18:46	6-10	1-1	3-3	0	4	4	0	16	1	1	0	0	18
Mississippi Valley St.	21:05	6-10	1-4	1-3	2	3	5	1	14	1	0	2	3	38
Kent St.	31:02	7-15	0-3	3-4	2	6	8	2	17	2	3	9	2	32
at Southeastern*	31:38	4-18	0-3	2-2	6	5	11	3	10	0	2	3	0	2
Texas Southern*	23:14	8-18	0-2	1-1	2	2	4	0	17	1	0	7	2	37
Niagara*	33:32	10-17	0-0	8-8	4	6	10	0	28	2	2	5	2	30
Virginia*	40:00	15-25	1-3	6-7	10	6	16	2	37	2	2	0	1	3
Virginia Tech*	39:20	8-17	0-2	3-4	3	12	15	3	19	1	2	3	2	16
Louisiana-Lafayette*	31:30	10-14	0-2	7-8	6	4	10	1	27	1	1	1	0	26
McNeese *	22:08	8-15	0-1	2-3	3	7	10	3	18	0	0	0	1	51
Northwestern St.*	28:26	7-16	0-2	2-2	4	10	14	3	16	1	2	2	3	42
at Coppin St.*	32:31	5-13	0-2	3-4	4	9	13	0	13	2	3	4	3	27
Jacksonville*	30:15	6-14	0-0	8-10	7	3	10	2	20	0	5	2	2	44
Missouri*	37:38	11-17	0-2	3-4	3	7	10	4	25	0	2	2	1	23
at Ole Miss*	30:15	5-13	1-2	2-2	1	7	8	4	13	2	2	1	1	14
Texas A&M*	38:30	9-13	0-0	3-5	2	6	8	2	21	1	5	2	0	21
at Auburn*	38:44	6-11	0-0	0-0	5	10	15	3	12	2	4	4	0	-3
at Alabama*	37:50	6-15	2-3	6-6	4	8	12	3	20	2	1	3	0	22
Arkansas														
South Carolina														
at Mississippi St.														
Florida														
at Vanderbilt														
Alabama														
at TexasA&M														
Auburn														
at Tennessee														
at Georgia														
Kentucky														

\*-Start

SEASON	TEAM	GP-GS	MIN/AVG	FG-FGA	FG%	3FG-ATT	3FG%	FT-FTA	FT%	ORB	DRB	TRB	AVG	PF-FO	A	TO	BLK	STL	PTS	AVG
2021-22	DePaul	33-33	1003/30.4	286-551	.519	14-60	.233	136-193	.705	191	266	457	13.8	87-2	44	77	60	89	722	21.9
2022-23	DePaul	33-33	1159/35.1	341-802	.425	53-209	.254	113-175	.646	116	287	403	12.2	85-1	66	96	42	87	848	25.7
2023-24	LSU	19-16	585/30.8	139-280	.496	6-33	.182	65-78	.833	68	118	186	9.8	40-0	22	39	24	52	349	18.4
TOTAL FOR LSU		19-16	585/30.8	139-280	.496	6-33	.182	65-78	.833	68	118	186	9.8	40-0	22	39	24	52	349	18.4
TOTAL		85-82	2748/32.3	766-1633	.469	73-302	.242	314-446	.704	375	671	1046	12.3	212-3	132	212	126	228	1919	22.6

### Player Notes

- Rated as the No. 2 player in the transfer portal by ESPN
- Averaged 25.7 points (No. 4 in NCAA) and 12.2 rebounds (No. 7 in NCAA) as a sophomore and was the only player in the country other the Angel Reese to rank inside the top 10 in both scoring and rebounding
- Was named National Freshman of the year after the 2021-22 season by both the WBCA and USBWA

Colorado - 92		Record: 1-0										Officials: Brenda Patton, Tim Hesch									
NO.	NAME	Min	FG M-A	FT M-A	Rebounds OR DR TOT	Fouls P F	TP	AS	TO	ST	Blocks	Shooting By Period									
												1st FG	6-15	40.0%							
21	Aaronne Voneih	F 30:59	11-15	0-0	2-3	1 5	6	3	4	24	4	1	0	1	25	25%					
11	Quay Miller	C 27:06	2-7	2-3	2-6	1 3	4	3	8	2	3	1	3	1	1	50%					
00	Jaylyn Sherrid	G 12:18	5-12	0-3	9-12	1 7	8	2	9	19	6	3	0	0	14						
2	Tameyia Sadler	F 21:17	2-3	0-1	1-1	0 2	2	1	2	1	1	1	3	0	28						
3	Frida Formann	G 15:10	9-15	7-11	1-2	1 4	5	2	1	27	5	2	0	2	17						
24	Maddie Nolen	12:29	0-3	0-2	0-0	1 1	0	1	2	0	0	1	1	0	14						
45	Charlotte Whitsaker	18:22	0-0	0-0	0-0	2 2	4	0	0	0	1	1	0	0	13						
11	Kaitlyn Watts	1:11	9-10	7-8	0-0	0 0	0	0	0	0	0	0	0	0	1						
4	Sara Rose Smith	12:08	2-3	1-2	0-0	2 2	4	0	5	2	1	0	0	0	17						
5	Brianna McLeod	02:13	0-0	0-0	0-0	0 0	0	0	0	0	0	0	0	1	2						
Team					4	2	6	0													
Totals			33-62	10-23	16-24	9	28	37	26	20	92	24	11	3	6	14					
												Shooting By Period									
												2nd FG	6-15	40.0%							
												3PT	1-4	25.0%							
												FT	1-2	50%							
												2nd FG	6-15	53.3%							
												3PT	1-6	16.7%							
												FT	7-8	87.5%							
												3rd FG	9-18	50.0%							
												3PT	5-8	62.5%							
												FT	0-1	0%							
												4th FG	10-14	71.4%							
												3PT	3-5	60.0%							
												FT	6-6	100%							
												GM FG	33-62	53.2%							

Technical Fouls::NONE

3PT%	10-23	43.5%
FT%	16-24	66.7%

LSU - 78

NO.	Name	Min	FG	3P	FT	Rebounds	OR	DR	PF	FF	TP	AS	TO	ST	Blocks	B/A	Shooting By Period			
																	1st	FG%	7-20	35.00
10	Angel Reese	F 30:28	6-15	0-0	3-5	6	7	12	4	5	15	2	1	2	1-4			1st FG%	7-20	35.00
24	Anaesah Morrow	F 18:28	2-9	0-1	2-2	1	3	4	4	2	6	1	2	2	1	1-8		FT%	0-0	0.0%
11	Clarise Johnson	G 17:48	1-3	1-1	0-0	0	1	1	1	0	3	0	0	0	0	0-6		2nd FG%	5-18	31.1%
14	Flavia Yanez Lih	G 19:02	1-4	0-0	2-4	4-6	3	4	0	0	4	2	1	0	0	0-6		3PT%	1-4	25.0%
12	Mikaylah Williams	G 13:02	8-16	1-2	0-0	3	4	4	2	17	4	0	0	0	0	0-17		2nd FG%	5-18	31.1%
13	Last-Tear Posa	G 12:26	0-1	0-1	2-2	0	0	0	0	2	4	2	1	0	0	0-5		3rd FG%	7-12	58.3%
5	Kateri Poole	15:43	0-1	0-1	0-0	0	1	1	0	0	0	2	5	1	1	0-16		3PT%	1-1	100.0%
5	SaMyah Smith	25:42	6-8	0-0	4-5	3	2	5	2	3	16	0	2	0	1	0-17		FT%	4-4	100%
20	Jaane Kent	04:21	0-0	0-0	0-0	0	0	0	0	0	0	0	0	0	0	2		4th FG%	10-18	55.6%
23	Ashlyah Del Rosario	04:18	0-0	0-0	0-0	0	2	0	1	0	1	0	0	0	0	4		3PT%	0-1	0.0%
2	Amari Carter	01:38	0-2	0-0	0-0	0	0	0	0	0	0	0	0	0	0	1		FT%	7-10	70.0%
1	Angelica Veloz	00:00	0-0	0-0	1-2	0	1	1	0	1	1	0	0	0	0	1		GM FG%	22-66	33.3%
																		FT%	20-24	83.3%
	Team					2	7	9	0	0	0	0	0					3PT%	16-24	66.7%
Totals			23:56	4-10	16-24	13	26	39	20	26	78	13	6	6	3	1-14				

Technical Fouls: NONE

Dead Ball Rebounds: 4.0

	COL	LSU	Points from Turnovers	COL	LSU	Period by Period Scoring				
Biggest lead	22 (4th 6:08)	6 (2nd 6:39)	21	21		1st	2nd	3rd	4th	TOT
Best Scoring Run	11 (4th 6:08)	8 (1st 5:05)	Paint	42	38	COL	14	24	25	29
Lead Changes	2	1	Second Chance	6	13					
Times Tied	5		Fast Breaks	28	9	LSU	16	16	19	27
Time with Lead	27:07	09:59	Bench	9	23					

Mississippi Val. - 47		Record: 0-2															
NO. NAME		MIN	FG M-A	3P M-A	FT M-A	Rebounds OR DR TOT	Fouls PF FO	PT	AS	TO	ST	Blocks BS BA	+/-	Shooting By Period			
21 Amberly Brown	F	14:59	0-0	0-1	4-6	0 0 0	4 3 4	0	2	0	0	2	36	1st FG%	3-16	18.0%	
23 Syann Holmes	F	24:16	2-5	0-0	0-1	0 3 3	3 3 4	0	1	2	0	0	21	3PT%	1-4	25.0%	
0 Sade Williams	G	18:18	1-1	0	0	0 0 0	1 1 2	0	0	0	0	0	15	FT%	2-	100%	
20 Shondell McKnight	G	16:22	2-2	0-0	2-2	0 0 0	0 0 0	2	2	5	0	0	21	2nd FG%	6-17	35.3%	
2 Jayla Reed	G	37:41	1-12	1-2	1-2	5 6 4	3 0 0	0	4	0	4	3	56	3PT%	2-6	33.3%	
30 Lucila Lara	G	09:58	0-0	0	0	0 0 0	1 0 0	0	1	2	0	0	6	4th FG%	4-19	21.1%	
15 Kerigan Johnson	19:38	1-3	0-1	1-2	1-1	2 5 2	3 1 0	1	0	0	0	0	22	3PT%	1-5	20.0%	
12 Leah Perry	11:37	2-4	0-1	0	0	1 0 1	1 0 4	0	1	0	0	0	32	FT%	1-3	33.3%	
3 Lizzie Walker	06:04	0-0	0	0	0	0 0 0	0 0 0	0	0	0	0	0	25	GM FG%	17-70	24.3%	
1 Leah Turner	22:09	1-6	1-3	0-2	1 3 4	5 2 3	0 6 0	1 1 1	43					3PT%	0-3	0.0%	
20 Jada Dandies	16:21	0-5	0	0	2 2 4	5 0 0	2 0 2	0 3 14						FT%	6-11	54.5%	
22 Ashley Durham	06:22	0-0	0	0	1 1 0	2 0 0	0 0 0	0 0 0	0	0	0	0	14	GM FG%	17-70	24.3%	
23 Janna Dauer	04:58	0-0	0	0	1 1 0	0 0 0	1 1 0	0 0 2						3PT%	4-18	22.2%	
Team					3 2 5	0 0 2	1 2 12	1 2 62						FT%	31-48	64.6%	
Totals			17-40	4-18	9-18	14 19 33	35 18 47	5 27 12	1 2 1	12 62							
Died By Rebounds 2:2																	

Technical Fouls: NONE

SU - 109		Record: 2-1																						
NO. Name	Min	FG		3P		FT		Rebounds		Fouls		TP		AS		ST		Blocks		4+/-	Shooting By Percent			
		M/A	M/A	M/A	M/A	OR	DR	OR	DR	TS	TS	TS	TS	TS	TS	TS	TS	TS	TS		FG%	FT%		
10 Angel Reese	20:59	0	0	0	0	0	0	0	0	0	0	0	0	0	0	0	0	0	0	1st	FG%	5-18	44.4	
12 Angel Smith	7:45	8-12	0	0	0	0	0	0	0	0	0	0	0	0	0	0	0	0	0	3PT%	7-7	100.0		
11 Haley Van Lih	G:27	4-10	0	0	0	0	0	0	0	0	0	0	0	0	0	0	0	0	0	1st	FG%	5-13	38.5	
12 Mikaylah Williams	G:28:23	7-11	5-6	1-3	1	4	5	4	3	20	2	5	1	0	0	0	0	0	0	3PT%	1-6	16.7%		
13 Last-Tear Posa	G:26:05	2-3	0-1	5-6	1	4	5	4	6	9	2	0	0	0	0	0	0	0	0	1st	FT%	4-11	36.4%	
24 Aneasha Morrow	21:20	6-10	1-4	1-3	2	3	5	1	4	14	1	0	2	3	0	0	0	0	0	3PT%	13-24	54.2%		
55 Aneasha Morrow	14:12	0-1	0-1	0-1	0	0	1	2	0	1	0	0	0	0	0	0	0	0	0	3PT%	2-6	40.0%		
23 Jayah Del Rosario	11:14	2-3	0-0	2-2	0	5	5	4	2	6	0	3	0	1	1	4	0	0	0	1st	FG%	7-9	77.8%	
20 Ayanah Kent	09:00	1-3	0-1	2-4	0	0	0	1	2	4	0	0	0	0	0	0	0	0	0	4th	FG%	7-9	77.8%	
1 Angelica Velez	06:35	2-2	0-0	2-3	0	1	1	0	2	6	0	2	1	0	0	0	0	0	0	3PT%	0	0.0%		
1 Anna Bartlett	07:10	0-0	0-0	0	0	4	4	2	0	0	0	0	1	0	1	0	0	0	0	FT%	11-13	84.6%		
14 Izzy Besselman	03:08	0-0	0-0	0-0	0	0	0	0	0	0	0	0	0	0	0	0	0	0	0	GM FG%	36-66	54.5%		
Total						0	5	0	0	0	0	0	0	0	0	0	0	0	0	3PT%	31-59	52.5%		
Totals			36-66	19-31	35-50	17	42	45	18	35	109	21	20	12	12	12	1	62				3PT%	31-59	52.5%

Technical Fouls::NONE

Dead Ball Rebounds: 12.1

	MVS	LSU		Pts from MVS	LSU		Period by Period Scoring					
Biggest lead	4 (1 <sup>st</sup> :8:10)	62 (4 <sup>th</sup> :2:51)		Turnovers	12	28		1st	2nd	3rd	4th	TOT
Best Scoring Run	5(1 <sup>st</sup> :8:10)	15(1 <sup>st</sup> :4:18)		Paint	12	52						
Led Changes	4			Second Chance	5	17	MVS	9	14	10	14	47
Times Tied	1			Fast Breaks	12	29						
Time with Lead	02:17	37:36		Bench	12	34	LSU	29	21	34	25	109

Queens (NC) - 55		Record: 3P													Shooting By Period									
NO.	Name	F	FG		3P	FT	Rebounds		Fouls		TP	AS	TO	ST	Shooting By Period									
			M	A			M	A	O	R					O	R	FT	PP	FT	AS	BS	A	%	
0	Jordyn Weaver	F	22	34	0	0	0	1	3	1	6	0	0	0	0	0	0	31						
21	Kinley Brown	F	05	03	0	0	2	0	0	2	0	0	0	0	1	3	0	0						
15	Hawa Balde-Camara	C	15	11	0	0	0	1	1	5	1	2	0	0	0	0	0	5						
2	Alexandria Johnson	F	23	42	0	0	0	0	0	1	2	9	4	3	0	0	0	24						
3	Nicole Brynn	G	06	16	0	0	0	2	0	0	26	1	3	2	0	0	0	28						
1	Adia Bristow	F	20	03	0	0	0	0	1	2	0	0	1	1	0	0	0	0						
5	Tamela Shaw	11	42	27	1	0	0	1	1	1	5	0	2	1	0	0	0	18						
12	Kennedy Fuller	14	04	04	0	0	0	0	0	0	0	0	0	0	0	0	0	32						
20	Amari Davis	25	19	35	0	0	3	5	2	3	4	5	2	0	0	0	0	140						
8	Autumn Westmoreland	08	11	03	0	0	1	2	3	2	0	0	1	0	0	0	0	0						
4	Kaitlyn Adams	07	05	01	0	0	0	0	0	0	0	0	2	0	0	0	0	0						
24	Tiziana Hui	10	00	13	0	0	0	1	1	1	2	0	0	0	0	0	0	21						
6	Miyaca Carter	06	59	02	0	0	0	0	0	0	0	0	1	1	0	0	0	0						
Total			21	65	10	24	13	5	8	13	21	20	8	53	9	2	1	5						
Team			21	65	10	24	13	5	8	13	21	20	8	53	9	2	1	5						

Dead Ball Rebounds: 2, C

1011-10

SU - 112		Record											Shooting By Period										
No		FG	3P	FT	Rebounds	Fouls	TP	AS	TO	ST	Blocks	a/+											
Name		FG	3P	FT	OR	DR	TS	TS	OR	DR	TS	a/+	1st	2nd	3rd	4th	OT	FTS	a/+				
	4 Fluja Johnson	F	25:03	9-15	0-1	10-11	5	9	4	6	0	28	1	0	2	1	0	40	52.9%				
	10 Angelo Reese	F	21:13	6-8	0-1	1	2	4	6	1	2	13	2	1	3	3	3	37	70.0%				
	5 SaMyah Smith	F	18:22	9-11	0-0	3-4	4	8	8	2	1	21	0	3	1	1	1	28	90.0%				
	11 Haley Van Lath	F	21:09	0-3	0-3	3-4	0	2	2	1	2	3	3	1	0	0	0	28	0.0%				
	12 McKayah Williams	G	20:31	3-6	1-2	2-2	0	1	1	3	2	9	2	1	0	0	0	17	58.3%				
	13 Last-Pear Poa	F	15:07	2-4	0-2	2-2	0	1	2	0	2	6	5	2	1	0	0	29	50.0%				
	24 Aneesh Morrow	18:46	6-10	1-1	3-3	0	4	4	0	3	16	1	1	0	0	0	0	18	100.0%				
	20 Janna Ke	09:34	3-3	1-1	0-0	1	1	1	1	0	7	2	1	0	0	0	0	8	83.3%				
	23 Ayalah De Rosario	11:36	3-4	0-0	0-2	0	1	1	1	0	6	1	1	1	0	0	0	14	50.0%				
	55 Adelle Poole	15:51	4-10	1-1	0-0	1-1	0-0	1	0	0	3	3	1	0	0	0	0	36	50.0%				
	1 Angela Velez	06:15	0-1	0-0	0	0	1	1	0	0	0	0	0	0	0	0	0	14	0.0%				
	2 Izzy Barlett	06:13	0-0	0-0	0	0	3	3	0	0	0	0	0	0	0	0	0	14	0.0%				
	14 Javi Besselme	01:28	0-0	0-0	0	0	0	0	0	0	0	0	0	1	0	0	0	2	0.0%				
Team					1	4	5	0															
Totals			42:66	41-83	24-29	13	36	49	8	20	112	20	12	9	5	1	57						
																		Team Rebounds: 3					
																		Team FTs: 24-29 82.8%					

Technical Fouls: NONE

Dead Ball Rebounds: 3, 0

	QNS	LSU									
Biggest lead	0 (1 <sup>st</sup> 10:00, 57 (4 <sup>th</sup> 2:12)		Points from	QNS	LSU	Period by Period Scoring					
			Turnovers	7	26	1st	2nd	3rd	4th	TOT	
Best Scoring Run	6 (3 <sup>rd</sup> 7:18)	19 (2 <sup>nd</sup> 4:14)	Paint	12	68	QNS	20	10	20	5	55
Lead Changes	0		Second Chance	5	23						
Times Tied	1		Fast Breaks	10	28	LSU	33	23	30	26	112
Time with Lead	00:00	39:24	Bench	12	38						

Kent SL - 79		Record: 1-1																			
NO. NAME	Min	FG		3P		FT	Rebounds			Fouls			TP	AS	TO	ST	Blocks	+/-	Shooting By Period		
		M/A	M-A	M-A	M-A		OR	DR	TR	PP	FO	1st FGM							1st FTA	1st FT%	
12 Jenna Batsch	F 34:19	6-11	2-5	2-2	1-1	1	16	2	6	0	3	1-17						1st FGM	7-16	43.8%	
15 Bridget Dunn	F 24:08	4-9	3-8	0-0	3	0	3	0	3	2	11	1	16	2	6	0	0	3-17	3PT%	38	37.5%
10 Mikala Morris	F 18:45	1-2	0-0	2-2	0	2	2	4	1	4	1	2	1	0	2	0	0	FT%	0-2	0%	
21 Christine Hauser	G 17:00	1-7	2-2	0-0	0	0	0	0	0	0	0	0	0	0	0	0	0	2nd FGM	5-14	35.7%	
14 Katie Shumate	G 12:58	7-14	4-6	4-7	7	4	7	11	1	22	1	3	2	2	0	0	0	3PT%	4-8	50.0%	
34 Janay Tyler	F 37:40	2-6	0-0	1-1	2	3	0	4	0	3	0	1	1	1	2	24		2nd FTA	6-8	75.0%	
22 Abby Ogbe	F 10:28	0-1	0-1	0-0	0	0	0	0	4	0	2	1	1	0	0	0	0	3rd FGM	7-18	38.9%	
1 Taliana Thomas	10:37	0-0	0-0	3-6	1	2	3	0	3	0	3	0	0	0	0	0	0	FT%	4-7	66.7%	
21 Donna Gray	14:59	2-4	2-3	0-0	0	0	0	2	0	6	2	3	1	0	0	0	0	FT%	4-7	66.7%	
5 Bianca Juarez	13:31	0-0	0-0	0-0	0	0	0	1	0	0	3	0	1	0	0	0	0	4th FGM	7-12	58.3%	
13 Anna Maser	10:29	0-0	0-0	0-0	0	0	0	0	0	0	0	0	0	0	0	0	0	3PT%	6-10	60.0%	
23 Misty Babette	05:17	2-3	2-3	0-0	0	0	0	0	0	0	0	0	0	0	0	0	0	FT%	3-3	100%	
11 Lexy Linton	00:51	0-0	0-0	0-0	0	0	0	0	0	0	0	0	0	0	0	0	0	GM FGM	26-60	43.3%	
Team					3	6	0	1										3PT%	14-33	42.4%	
Totals		26-60	14-33	13-19	16	14	30	19	13	79	13	28	7	4	5	-30		FT%	13-19	68.4%	

Page 80 By: Brent Davis

SU - 109		Record: 3-1																			
NO. Name	Min	FG		3P		FT	Rebounds		Fouls		TP	AS	TO	ST	Blocks	+/-	Shooting By Period				
		M	A	M	A		OR	DR	FF	PF							1st	2nd	3rd	4th	
5 Sa'iyah Smith	5:37	0	0	0	0	3-3					2	9	2	0	0	0	21	1st	FG%	6:16	37.5%
4 Kayla Reese	13:13	5-9	0-1	1-2			1	1	1	2	0	0	0	0	0	1	7	2nd	FG%	4:5	40.0%
11 Haley Van Lath	G 34:46	6-13	0-3	3-4		2	0	2	3	3	15	5	1	4	1	29	2nd	FG%	10:22	45.5%	
13 Makayla Williams	G 15:20	5-8	7-7	2-5		2	5	5	7	2	4	42	3	2	3	0	1	31	3PT%	0:2	0.0%
23 Last-Pear Poa	B 26:41	2-4	0-0	1-1		0	3	3	2	2	5	4	1	2	1	12	FT%	3:3	100%		
24 Aneshon Morrow	12:02	7-15	0-3	3-4		2	6	8	2	4	17	2	3	9	2	32	4th	FG%	13:17	76.0%	
4 Flavia Jones	1:28	4-6	1-2	1-2		3	0	3	2	2	10	1	0	3	0	1	30	3PT%	2:3	66.7%	
23 Ayanah Del Rosario	02:31	0-0	0-0	0-0		0	0	0	0	0	0	0	0	0	0	0	0	4th	FG%	13:19	68.4%
1 Janna Kent	00:51	0-0	0-0	0-0		0	0	0	0	0	0	0	0	0	0	-1	3PT%	4:8	50.0%		
Team						0	1	1	0	0							FT%	8:9	88.9%		
Totals		42-74	6-17	19-23		19	21	40	19	109	17	13	20	5	4	30		GM FG%	42:74	56.8%	
																	3PT%	6:17	35.3%		
																	FT%	12:23	88.6%		
																	Technical Fouls: NONE				

Dead Ball Rebounds: 3.0

	KSU	LSU	Points from		Period by Period Scoring					
Biggest lead	5 (1 <sup>st</sup> 4:10)	13 (4 <sup>th</sup> 0:28)	Turnovers	8	42	1st	2nd	3rd	4th	TOT
Best Scoring Run	5 (1 <sup>st</sup> 6:15)	15 (3 <sup>rd</sup> 7:41)	Paint	14	58	KSU 17	20	19	23	79
Lead Changes	6		Second Chance	14	24					
Times Tied	4		Fast Breaks	8	32					
Time with Lead	07:49	29:45	Bench	19	27	LSU 16	23	32	38	109



Official Basketball Box Score - Final  
LSU at Southeastern L.A.  
11/17/23 Proke Rosting University Center, Hammond  
2023-24 Women's Basketball

Game Time: 7:00 PM  
Game Duration: 1:44  
Attendance: 7,500

Officials: Eric Koch, Travis Jones, Kelly Johnson

LSU - 79

Record: 4-1

NO.	Name	Min	FG		3P		FT	Rebounds		Fouls	TP	AS	TO	ST	Blocks		+/-	Shooting By Period				
			M-A	M-A	M-A	M-A		OR	DR						1st	2nd		3rd	4th			
5	Sa'Myah Smith	F 32:53	3-7	0-0	2-3	5-4	9	1	3	8	1	3	1	3	0	2	22	1st FG% 6-15	40.0%			
24	Aneeshah Morrow	F 31:38	4-18	0-3	2-2	5-5	10	3	2	10	0	2	3	0	2	24	3PT% 2.6	40.0%				
11	Hailey Van Lith	F 25:46	5-8	2-3	0-0	0	2	2	3	1	12	2	1	0	0	0	21	2nd FG% 6-14	42.9%			
12	Mikaylah Williams	G 32:44	3-9	1-4	6-6	0	1	1	1	4	13	3	3	1	0	0	24	3PT% 0-4	0.0%			
13	Last-Tear Poa	G 25:07	1-5	0-2	6-6	0	6	6	0	5	8	0	4	1	0	0	-2	FT% 8-10	80%			
4	Flaujae Johnson	29:31	8-12	1-2	0-1	4	7	11	2	1	17	3	1	4	0	0	31	3rd FG% 9-21	42.9%			
23	Aaliyah Del Rosario	09:14	1-2	0-0	0	1	1	2	1	0	2	1	0	0	1	0	11	3PT% 1-3	33.3%			
55	Kateri Poole	05:04	0-0	0-0	1-2	0	0	0	1	1	1	1	1	0	0	0	1	FT% 3-4	75%			
20	Janae Kent	04:46	0-1	0-0	0-0	0	0	0	0	0	0	0	0	0	0	0	-3	4th FG% 5-13	38.5%			
2	Amani Bartlett	02:14	1-1	0-0	0-0	0	0	0	0	0	2	0	0	0	0	0	-3	3PT% 1-2	50.0%			
1	Angelica Velez	01:03	0-0	0-0	0-0	0	0	0	0	0	0	0	0	0	0	0	-1	FT% 4-4	28.6%			
Team																						
Totals			26-63	4-14	17-20	16	28	44	12	17	73	11	15	10	4	2	23	GM FG% 26-63	41.3%			
																	Technical Fouls: NONE					
																	3PT% 17-20				85.0%	



Official Basketball Box Score - Final  
Virginia Tech at LSU  
11/30/23 Maravich Assembly Center, Baton Rouge  
2023-24 Women's Basketball

Game Time: 8:00 PM  
Game Duration: 1:50  
Attendance: 10,790

Officials: Kevin Pettit, Talisa Green, Natasha Cary

Virginia Tech - 64

NO. Name	Min	FG	3P	FT	Rebounds	Fouls	TP	AS	TO	ST	Blocks	+/-
		M-A	M-A	M-A	OR DR TOT	PF FO					BS BA	
20 Olivia Summell	F 11:05	0-0	0-0	0-0	0 1 1	2 0	0	0	0	0	1	0
33 Elizabeth Killey	C 33:21	6-16	0-0	4-5	5 6 11	5 5	16	0	1	1	0	2
5 Georgina Amore	G 40:00	11-24	1-9	2-2	0 2 2	1 1	25	3	3	0	0	0
11 Malinda Ekh	G 35:16	4-10	1-5	2-2	1 2 3	2 3	11	1	1	0	0	0
22 Cayla King	G 29:48	1-7	1-5	0-0	2 1 3	2 1	3	1	2	0	0	1
4 Rose Mcheaux	14:21	2-3	0-0	0-0	4 2 6	4 1	4	0	2	0	0	1
13 Clara Strack	04:29	0-0	0-0	0-0	1 1 1	5 1	0	0	2	0	1	0
1 Carleigh Wenzel	09:52	2-3	1-2	0-0	0 0 0	0 0	5	1	2	0	0	0
12 Carys Baker	17:03	0-1	0-0	0-0	2 0 2	0 0	0	0	1	0	0	0
12 Samiya Sulfren	04:35	0-0	0-0	0-2	0 0 0	0 1	0	0	0	0	0	0
Team					0 0 0		0	0				
Totals		26-64	4-21	8-11	14 15 29	21 13	64	6	14	1	2	4

Technical Fouls: NONE

Dead Ball Rebounds: 1, 1

LSU - 82

NO. Name	Min	FG	3P	FT	Rebounds	Fouls	TP	AS	TO	ST	Blocks	+/-
		M-A	M-A	M-A	OR DR TOT	PF FO					BS BA	
10 Angel Reese	F 29:34	5-10	0-0	9-16	6 3 9	4 8	19	2	4	1	0	1
24 Aneeshah Morrow	F 39:20	8-17	0-2	3-4	3 12 15	3 4	19	1	2	3	2	0
4 Flaujae Johnson	G 37:57	6-13	1-4	0-1	5 3 8	1 4	13	1	0	1	1	1
11 Haley Van Lih	G 35:46	3-7	1-2	0-0	0 1 1	1 1	7	5	1	1	0	0
12 Mikaylah Williams	G 36:01	9-15	1-5	1-1	2 4 6	1 2	20	5	3	2	0	0
13 Last-Tear Poa	10:53	0-0	0-0	4-4	0 1 1	0 2	4	1	2	0	1	0
23 Aalyah Del Rosario	10:29	0-0	0-0	0-0	1 0 1	3 0	0	0	0	1	0	0
Team					0 2 2		0	1				
Totals		31-62	3-13	17-26	17 26 43	13 21	82	15	13	9	4	2

Technical Fouls: NONE

Dead Ball Rebounds: 7, 0

	VTU	LSU
Biggest lead	9 (1 <sup>st</sup> 3:27)	22 (4 <sup>th</sup> 0:1)
Best Scoring Run	4 (1 <sup>st</sup> 9:16)	9 (2 <sup>nd</sup> 7:13)
Lead Changes	1	
Times Tied	4	
Time with Lead	12:59	24:50

Points from	VTU	LSU
Turnovers	11	12
Paint	30	32
Second Chance	8	17
Fast Breaks	4	12
Bench	9	4

Period by Period Scoring					
	1st	2nd	3rd	4th	TOT
VTU	20	9	19	16	64
LSU	13	22	26	21	82



Official Basketball Box Score - Final  
McNeese at LSU  
12/12/23 Maravich Assembly Center, Baton Rouge  
2023-24 Women's Basketball

Game Time: 7:00 PM  
Game Duration: 2:03  
Attendance: 10,853

Officials: Michael McConnell, Margaret Timmer, Marie Gashart

McNeese - 44

NO. Name	Min	FG	3P	FT	Rebounds	Fouls	TP	AS	TO	ST	Blocks	+/-
		M-A	M-A	M-A	OR DR TOT	PF FO					BS BA	
4 Julia Puente Valverde	F 09:39	0-2	0-0	0-0	1 2 3	5 0	0	0	1	0	0	1
12 Alvia Mofatt	F 28:34	4-12	2-8	2-2	0 1 1	4 1	12	0	3	0	1	0
1 Azjah Reeves	G 34:19	5-7	1-5	0-0	1 1 1	4 1	5	2	6	0	0	0
21 Boston Berry	G 38:03	3-13	0-2	3-5	0 3 3	4 4	9	5	9	1	0	2
23 Emilia Tenbrook	G 34:43	4-9	2-4	2-2	2 4 4	4 2	12	0	6	1	0	0
14 Mireia Yespes	24:08	0-2	0-1	0-2	0 2 2	5 4	0	0	5	1	0	0
6 Ana Cabañas Llorens	03:37	1-2	0-0	0-0	0 0 0	0 0	2	0	2	0	0	0
12 Mikaylah Williams	05:18	0-1	0-0	0-0	0 1 1	1 0	0	1	3	0	0	1
13 Helena Galonic	12:29	1-5	0-1	0-0	1 2 3	4 1	2	1	1	0	0	1
15 Maria Hermoso	05:00	1-2	0-0	0-0	1 0 1	2 0	2	0	0	0	0	0
Team					3 1 4		0	0				
Totals		16-55	5-21	7-13	9 18 27	32 15	44	9	36	3	1	5

Technical Fouls: NONE

Dead Ball Rebounds: 4, 0

LSU - 133

NO. Name	Min	FG	3P	FT	Rebounds	Fouls	TP	AS	TO	ST	Blocks	+/-
		M-A	M-A	M-A	OR DR TOT	PF FO					BS BA	
10 Angel Reese	F 22:23	5-7	0-0	11-13	6 5 11	1 8	21	3	3	6	0	1
24 Aneeshah Morrow	F 22:08	8-15	0-1	2-3	3 7 10	3 2	18	0	0	0	1	0
4 Flaujae Johnson	G 27:20	5-9	1-1	5-6	3 1 4	0 3	16	5	0	5	0	0
12 Mikaylah Williams	G 27:32	11-15	2-4	2-2	0 2 2	2 1	26	6	0	4	0	0
13 Last-Tear Poa	G 21:23	0-4	0-0	4-4	1 2 3	1 4	4	1	3	1	1	0
20 Janae Kent	19:21	3-7	0-0	0-0	2 1 3	1 8	6	0	0	1	0	0
23 Aalyah Del Rosario	19:55	10-14	0-0	7-14	5 5 10	1 8	27	0	0	1	1	0
1 Angelica Velez	14:49	3-7	1-2	3-4	0 2 2	2 2	10	5	0	0	0	0
2 Amari Bartlett	17:28	0-0	0-0	4-4	0 3 3	1 2	4	0	1	0	2	0
14 Izzy Besselman	07:41	0-0	0-0	1-2	0 2 2	1 1	1	0	0	2	0	0
Team					0 2 2		0	0				
Totals		45-78	4-8	39-52	20 32 52	15 32	133	20	7	20	5	1

Technical Fouls: NONE

Dead Ball Rebounds: 8, 0

	MCN	LSU
Biggest lead	0 (1 <sup>st</sup> 10:00)	94 (4 <sup>th</sup> 2:42)
Best Scoring Run	3 (1 <sup>st</sup> 8:03)	47 (3 <sup>rd</sup> 8:28)
Lead Changes	0	
Times Tied	3	
Time with Lead	00:00	38:19

Points from	MCN	LSU
Turnovers	3	52
Paint	14	60
Second Chance	3	20
Fast Breaks	4	42
Bench	6	48

Period by Period Scoring					
	1st	2nd	3rd	4th	TOT
MCN	12	0	15	17	44
LSU	32	30	38	33	133



Official Basketball Box Score - Final  
Louisiana at LSU  
12/10/23 Maravich Assembly Center, Baton Rouge  
2023-24 Women's Basketball

Game Time: 2:00 PM  
Game Duration: 1:56  
Attendance: 10,794

Officials: Katie Lukanich, Ily Seales, Royce Belevins

Louisiana - 53

NO. Name	Min	FG	3P	FT	Rebounds	Fouls	TP	AS	TO	ST	Blocks	+/-
		M-A	M-A	M-A	OR DR TOT	PF FO					BS BA	
5 Tamara Johnson	F 35:02	5-9	1-2	2-3	0 3 3	3 3	13	0	2	2	1	0
1 Mariah Stewart	C 08:04	0-1	0-0	0-0	0 1 1	2 0	0	0	3	0	0	0
2 Brandi Williams	G 30:44	6-12	2-4	0-0	2 3 5	0 1	14	0	0	1	0	1
13 Tammiah Robinson	G 15:22	2-8	0-1	0-0	1 1 2	0 1	4	1	0	2	0	1
24 Destiny Rice	G 25:09	1-5	0-1	1-1	0 0 0	4 3	3	1	4	2	0	1
35 Willie Joseph	15:00	1-2	0-0	0-2	1 1 2	5 2	0	0	2	1	0	0
3 Nuba Benedeth	11:17	0-1	0-0	0-0	0 0 0	1 0	0	0	0	1	0	0
00 Ashlyn Jones	06:12	0-2	0-0	0-0	0 1 1	5 0	0	0	0	0	0	1
4 Lanay Wheaton	14:19	2-6	0-1	0-0	0 1 1	2 1	4	1	3	1	0	0
22 Jaylyn James	07:45	0-1	0-0	0-0	0 0 0	3 0	0	0	0	1	0	1
23 Alicia Blanton	08:36	0-2	0-0	1-2	2 0 2	0 1	1	1	1	0	0	1
10 Asia Sam	03:51	1-1	0-0	0-0	0 1 1	1 0	2	0	1	0	0	0
15 Unyah Franklin	09:41	2-3	0-0	0-0	0 0 0	5 0	4	0	0	0	0	1
21 Jasmine Matthews	05:03	1-4	0-1	1-2	0 0 0	0 1	3	0	0	0	0	0
11 Imari Rothschild	04:01	1-1	1-1	0-2	0 1 1	2 1	3	0	1	0	0	0
9 Dacia Jones	01:57	0-0	0-0	0-0	0 0 0	0 0	0	0	0	1	0	0
25 Imari Ivory	01:57	0-0	0-0	0-0	0 0 0	0 0	0	0	0	0	0	0
Team					1 2 3		0	0				
Totals		22-58	4-11	5-12	8 14 22	33 14	53	4	17	12	1	7

Technical Fouls: NONE

LSU - 83

NO. Name	Min	FG	3P	FT	Rebounds	Fouls	TP	AS	TO	ST	Blocks	+/-
		M-A	M-A	M-A	OR DR TOT	PF FO					BS BA	
10 Angel Reese	F 32:54	5-10	0-1	10-18	3 6 9	4 11	20	2	1	1	1	1
24 Aneeshah Morrow	F 31:30	10-14	0-2	7-8	6 4 10	1 6	27	1	1	1	0	0
4 Flaujae Johnson	G 32:17	1-8	0-4	2-3	1 5 6	2 4	4	4	3	2	3	0
12 Mikaylah Williams	G 35:26	6-13	4-8	2-2	4 7 11	1 3	18	4	1	0	0	0
13 Last-Tear Poa	G 31:43	0-1	0-0	1-2	0 2 2	3 5	1	7	3	1	1	0
1 Angelica Velez	04:34	0-1	0-0	2-2	0 0 0	1 1	2	0	2	0	0	0
2 Amari Bartlett	04:34	2-2	0-0	0-0	3 0 3	0 1	4	0	0	1	1	0
20 Janae Kent	09:40	0-3	0-2	0-0	0 0 0	0 0	0	1	0	2	0	0
23 Aalyah Del Rosario	16:16	2-2	0-0	3-4	1 7 8	0 2	7	0	2	0	1	0
14 Izzy Besselman	01:06	0-0	0-0	0-0	0 0 0	0 0	0	0	0	0	0	0
Team					1 2 3		0	0				
Totals		26-54	4-17	27-39	19 33 52	14 33	83	19	17	9	7	1

Technical Fouls: NONE

Dead Ball Rebounds: 7, 0

	UL	LSU									
Biggest lead	6 (1 <sup>st</sup> 5:11)	30 (4 <sup>th</sup> 0:16)	Points from	UL	LSU	Period by Period Scoring					
			Turnovers	13	14	1st	2nd	3rd	4th	TOT	
Best Scoring Run	5 (2 <sup>nd</sup> 8:13)	15 (3 <sup>rd</sup> 4:42)	Paint	18	36	UL	8	20	9	16	53
Lead Changes	3		Second Chance	2	21						
Times Tied	4		Fast Breaks	9	9	LSU	13	15	28	27	83
Time with Lead	13:36	23:14	Bench	19	13						



Official Basketball Box Score - Final  
Northwestern St. at LSU  
12/17/23 Maravich Assembly Center, Baton Rouge  
2023-24 Women's Basketball

Game Time: 2:00 PM  
Game Duration: 1:59  
Attendance: 11,432

Officials: Brian Garland, Timothy Green, Toni Patton

Northwestern St. - 36

NO.	Name	Min	FG		3P		FT		Rebounds	Fouls		TP	AS	TO	ST	Blocks		+/-	Shooting By Period	
			M	A	M	A	M	A		OR	DR					PF	FO		BS	BA
11	Jasmin Dixon	F 14:58	0-0	0-0	0-0	0-0	0-0	0-0	4	0	0	0	1	0	0	1	0	0	1st	FG% 2-8 25.00
1	Jasmine Dixon	G 2:58	2-8	1-2	0-0	0-0	0-0	0-0	3	5	3	7	1	0	0	0	0	-33	3PT%	1-2 50.00
24	Jameson Dean	G 17:07	0-0	0-0	0-0	0-0	0-0	0-0	0	0	0	0	0	0	0	0	0	-13	3PT%	0-3 0.00
15	Carla Celica	G 21:25	0-0	0-0	0-0	0-0	0-0	0-0	4	4	1	0	0	0	0	0	0	-14	3PT%	2-4 50.00
35	Shama Ayres	G 2:32	3-17	3-12	1-2	0-5	5-5	3-0	10	0	1	0	1	4	0	1	1	-36	3PT%	2-4 50.00
13	Nia Hardson	20:00	2-4	1-1	0-0	0-0	0-0	0-0	1	1	5	0	3	0	0	0	0	-19	3rd FG%	4-10 40.00
5	Jenny Ntawube	27:30	0-0	0-0	3-5	4-4	0-0	3-3	3	9	0	1	2	0	4	0	0	-33	3PT%	2-4 50.00
12	Ivana Miljicic	07:01	0-0	0-0	0-0	0-0	0-0	0-0	0	0	0	0	0	0	0	0	0	-5	3PT%	0-1 0.00
1	Jameson Ederson	17:01	0-0	0-0	1-1	1-1	0-0	0-0	0	0	0	0	0	0	0	0	0	-5	4th FG%	2-15 13.33
24	Jordan Todd	13:02	0-0	0-0	0-2	1-1	2-2	4-3	0	0	0	0	0	0	0	1	0	-33	3PT%	0-4 0.00
23	Jordan Brown	00:50	0-0	0-0	0-0	0-0	0-0	0-0	0	0	0	0	2	0	0	0	0	-5	3PT%	0-8 25.00
20	Jordan McLemore	05:50	0-0	0-0	0-0	0-0	0-0	0-0	0	0	0	0	0	0	0	1	0	-6	GM FG%	11-45 24.44





Official Basketball Box Score - Final  
LSU at Coppin St.

12/20/23 Physical Education Complex, Baltimore  
2023-24 Women's Basketball

Officials: Timothy Greene, Quinn Mathlin, Marcus Smith

Game Time: 6:00 PM  
Game Duration: 1:47  
Attendance: 4,100

LSU - 80

Record: 12-1

NO. Name	Min	FG		3P		FT	Rebounds		Fouls	TP	AS	TO	ST	Blocks		+/-
		M-A	M-A	M-A	M-A		OR	DR						BS	BA	
10 Angel Reese	F 32:56	11-15	0-0	4-6	3-3	6	2	6	26	2	1	5	1	0	0	29
24 Aneeshah Morrow	F 32:31	5-13	0-2	3-4	4-9	13	0	3	13	2	3	4	3	0	0	27
4 Flaujae Johnson	G 30:14	7-14	2-5	2-2	2-2	4	2	1	18	3	1	3	0	0	0	34
12 Mikaylah Williams	G 30:30	2-10	0-5	1-1	2-5	7	3	1	5	1	3	1	0	1	0	24
13 Last-Tear Poa	G 31:07	2-2	1-1	0-0	0-1	1	2	1	5	8	0	1	0	0	0	33
23 Janae Kent	13:37	1-4	1-2	0-0	1	1	0	0	3	1	0	0	0	0	0	9
1 Angelica Velez	08:08	1-3	0-0	0-0	0	1	1	1	0	2	0	0	0	0	0	6
23 Aalyah Del Rosario	16:47	3-6	0-0	2-6	4-6	10	1	4	8	2	4	0	0	0	0	-4
2 Amani Bartlett	03:18	0-0	0-0	0-0	0	1	1	0	0	0	1	0	0	0	0	-4
14 Izzy Besselman	01:05	0-0	0-0	0-0	0	1	1	0	0	0	0	0	0	0	0	0
Team							3	0	3							
Totals		32-67	4-15	12-19	21	27	48	11	16	80	20	12	14	4	1	32

Technical Fouls: NONE

Dead Ball Rebounds: 4

Shooting By Period  
1st FG% 9-16 56.0%  
2nd FG% 5-8 62.5%  
3rd FG% 6-19 31.6%  
4th FG% 2-5 40.0%  
FT% 11-17 64.7%  
FT% 1-3 33.3%  
FT% 1-1 100%  
GM FG% 32-67 47.8%  
GM FT% 4-15 26.7%  
FT% 12-19 63.2%

Coppin St. - 48

Record: 3-10

NO. Name	Min	FG		3P		FT	Rebounds		Fouls	TP	AS	TO	ST	Blocks		+/-
		M-A	M-A	M-A	M-A		OR	DR						BS	BA	
4 Charia Roberts	F 18:58	1-3	0-0	0-0	0	1	1	2	0	2	0	1	0	0	0	-10
32 Laila Lawrence	F 29:56	5-10	1-3	0-0	4	7	11	4	2	11	1	2	3	1	1	-26
1 Moss Staples	G 29:35	0-4	0-2	0-0	0	1	1	0	2	0	3	4	0	0	0	-17
2 Tiffany Hammond	G 34:39	7-15	7-14	0-0	0	0	3	1	21	3	2	2	0	0	0	-23
5 Tyler Gray	G 24:49	1-7	0-2	0-0	1	0	1	2	3	2	2	3	1	0	1	26
23 Khya Jenkins	06:59	0-0	0-0	0-0	0	0	0	1	0	0	0	0	0	0	0	-20
11 Angel Jones	21:33	1-5	0-1	0-0	1	3	4	1	0	2	0	3	0	0	0	-16
13 Faith Blackstone	19:05	3-6	1-3	3-6	0	2	2	3	2	10	1	2	0	0	0	-14
20 Nyah Gaston	03:17	0-0	0-0	0-0	0	0	0	0	0	0	0	0	0	0	0	-4
10 Cassandra Hawthorne	11:09	0-3	0-3	0-0	0	1	1	0	1	0	0	0	0	0	1	-1
Team							3	2	5							
Totals		18-53	9-28	3-6	9	17	26	16	11	48	10	22	6	1	4	-32

Technical Fouls: NONE

Dead Ball Rebounds: 2

Shooting By Period  
1st FG% 4-15 26.7%  
2nd FG% 1-3 33.3%  
3rd FG% 6-13 46.2%  
4th FG% 0-0 0%  
FT% 0-0 0%  
3rd FG% 2-6 33.3%  
FT% 3-6 50.0%  
GM FG% 18-53 34.0%  
GM FT% 9-28 32.1%  
FT% 3-6 50.0%

LSU		CSU	
Biggest lead	36 (4 <sup>th</sup> 7:31)	0 (1 <sup>st</sup> 10:00)	
Best Scoring Run	11 (1 <sup>st</sup> 4:28)	5 (2 <sup>nd</sup> 7:23)	
Lead Changes	0		
Times Tied	0		
Time with Lead	39:54	00:00	

Points from		LSU	CSU
Turnovers	26	8	
Paint	52	12	
Second Chance	17	9	
Fast Breaks	24	6	
Bench	13	12	

Period by Period Scoring					
1st	2nd	3rd	4th	TOT	
LSU	24	16	24	16	80
CSU	10	16	7	15	48



Official Basketball Box Score - Final  
Missouri at LSU

01/04/24 Maravich Assembly Center, Baton Rouge  
2023-24 Women's Basketball

Officials: Pustani Spruck-Welch, Teresa Shack, Nykisha Thompson

Game Time: 8:00 PM  
Game Duration: 1:54  
Attendance: 11,265

Missouri - 72

Record: 9-5 (0-1)

NO. Name	Min	FG		3P		FT	Rebounds		Fouls	TP	AS	TO	ST	Blocks		+/-
		M-A	M-A	M-A	M-A		OR	DR						BS	BA	
34 Hannah Linthacum	F 14:04	1-1	0-0	0-0	0	3	4	2	1	2	1	2	0	0	0	-3
43 Hayley Frank	F 36:33	8-19	4-12	2-2	0	2	3	4	22	2	1	0	0	1	0	-19
0 Grace Slaughter	G 25:18	3-7	1-2	0-0	0	0	1	1	7	1	1	0	0	0	2	-19
4 Mama Dembele	G 36:37	6-12	0-1	3-6	0	6	6	3	4	15	9	3	5	0	1	-23
24 Ashton Judd	G 22:21	2-5	1-3	0-0	0	2	2	4	0	5	1	7	0	0	0	-16
14 Abby Feit	27:14	4-10	2-6	1-1	2	5	7	2	1	11	1	2	1	0	1	-15
23 Abby Schreacke	18:38	3-7	1-4	1-2	1	3	4	2	3	8	0	1	0	0	0	-1
5 Hike Feldrappe	14:16	1-3	0-2	0-0	0	1	1	2	0	2	0	1	0	1	0	-7
20 Sarah Linthacum	03:46	0-0	0-0	0-0	0	0	0	1	0	0	0	0	0	0	0	-1
40 Micah Linthacum	01:13	0-0	0-0	0-0	0	0	0	0	0	0	0	0	0	0	0	3
Team							4	1	5							
Totals		28-64	9-30	7-11	10	21	31	21	14	72	15	18	6	1	6	-20

Technical Fouls: Coach 3<sup>rd</sup> 3:11

Dead Ball Rebounds: 1

Shooting By Period  
1st FG% 8-16 50.0%  
2nd FG% 3-6 50.0%  
3rd FG% 5-18 27.8%  
4th FG% 2-10 20.0%  
FT% 1-2 50%  
3rd FG% 6-13 46.2%  
FT% 3-4 75%  
4th FG% 9-17 52.9%  
FT% 2-7 28.6%  
FT% 3-4 75%  
GM FG% 28-64 43.8%  
GM FT% 9-30 30.0%  
FT% 7-11 63.6%

LSU - 92

Record: 14-1 (1-0)

NO. Name	Min	FG		3P		FT	Rebounds		Fouls	TP	AS	TO	ST	Blocks		+/-
		M-A	M-A	M-A	M-A		OR	DR						BS	BA	
10 Angel Reese	F 37:38	7-16	0-0	7-8	9	4	13	2	9	21	4	1	1	1	0	25
24 Aneeshah Morrow	F 37:38	11-17	0-2	3-4	3	7	10	4	4	25	0	2	2	1	0	23
4 Flaujae Johnson	G 38:47	11-17	1-4	1-2	2	3	5	2	2	24	3	2	3	1	0	20
11 Haley Van Lith	G 28:37	3-7	1-3	0-0	0	4	4	4	0	7	5	3	1	1	0	23
12 Mikaylah Williams	G 37:17	3-12	1-6	4-5	1	5	6	1	2	11	7	2	2	1	1	26
13 Last-Tear Poa	12:49	1-2	0-1	2-2	0	1	1	0	3	4	1	2	0	1	0	0
23 Aalyah Del Rosario	02:22	0-0	0-0	0-0	0	1	1	0	0	0	1	0	0	0	0	-5
1 Angelica Velez	01:13	0-0	0-0	0-0	0	0	0	0	0	0	0	0	0	0	0	-3
2 Amani Bartlett	01:13	0-0	0-0	0-0	0	0	0	0	0	0	0	0	0	0	0	-3
14 Izzy Besselman	01:13	0-0	0-0	0-0	0	0	0	0	0	0	0	0	0	0	0	-3
20 Janae Kent	01:13	0-1	0-1	0-0	0	0	0	0	0	0	0	0	0	0	0	-3
Team							0	4	4							
Totals		36-72	3-17	17-21	15	29	44	14	20	92	20	13	9	6	1	20

Technical Fouls: NONE

Dead Ball Rebounds: 3

Shooting By Period  
1st FG% 10-22 45.5%  
2nd FG% 3-6 50.0%  
3rd FG% 6-14 42.9%  
4th FG% 0-3 0.0%  
FT% 7-8 87.5%  
3rd FG% 12-21 57.1%  
3rd FG% 3-6 50.0%  
FT% 5-8 62.5%  
4th FG% 8-15 53.3%  
3rd FG% 0-5 0.0%  
FT% 5-5 100%  
GM FG% 36-72 50.0%  
3rd FG% 3-17 17.6%  
FT% 17-21 81.0%

MIZ		LSU	
Biggest lead	3 (2 <sup>nd</sup> 8:30)	25 (4 <sup>th</sup> 2:22)	
Best Scoring Run	9 (2 <sup>nd</sup> 9:47)	13 (3 <sup>rd</sup> 4:56)	
Lead Changes	8		
Times Tied	4		
Time with Lead	05:07	33:17	

Points from		MIZ	LSU
Turnovers	15	29	
Paint	32	52	
Second Chance	10	19	
Fast Breaks	13	20	
Bench	21	4	

Period by Period Scoring					
1st	2nd	3rd	4th	TOT	
MIZ	19	13	17	23	72
LSU	20	19	32	21	92



Official Basketball Box Score - Final  
Jacksonville at LSU

12/30/23 Maravich Assembly Center, Baton Rouge  
2023-24 Women's Basketball

Officials: Joseph Vazley, Eric Koch, Tasha Smith

Game Time: 7:00 PM  
Game Duration: 2:39  
Attendance: 12,347

Jacksonville - 68

Record: 4-8

NO. Name	Min	FG		3P		FT	Rebounds		Fouls	TP	AS	TO	ST	Blocks		BS +/-	Shooting By Period	
		M	A	M	A		OR	DR						B	A		1st FG	1st FT
15 Saniyah Craig	F 12:55	3	5	0	0	0	2	2	5	0	6	1	1	0	0	0	1st FG 6-15	40.0%
20 Jada Duckett	C 11:32	0	0	0	0	1	1	1	5	1	1	0	4	0	0	0	3PT% 0-2	0.0%
3 Sana'a Garrett	G 28:16	2	5	0	0	2	1	2	3	3	6	0	1	3	0	2	1st FG 6-15	40.0%
10 Edryn Battle	G 29:07	7	19	0	3	3	4	0	2	2	5	4	17	2	6	2	3PT% 1-3	33.3%
12 Jalisa Dunlap	G 21:56	2	8	2	6	2	2	1	0	1	3	2	8	1	4	3	FT% 7-12	58.3%
5 Breylnah Frazier	18:22	0	8	0	1	5	0	3	3	2	5	5	0	2	1	0	3rd FG 5-14	35.7%
11 Sana'a Garrett	C 11:32	0	0	0	0	1	1	1	2	0	1	1	0	0	0	0	3PT% 0-1	0.0%
2 Kyronna Brown	14:52	1	2	0	0	1	1	0	2	0	1	0	0	0	0	0	FT% 9-11	81.8%
24 Jada Jones	10:41	1	1	0	1	1	2	3	5	2	0	1	0	3	0	0	4th FG 1-5	20.0%
1 Isamey Terrellia	12:42	0	2	0	1	0	0	0	0	1	0	0	2	2	1	0	3PT% 3-10	30.0%
13 Asiana Britt	20:17	4	7	1	3	3	6	1	2	4	4	12	1	4	3	0	FT% 5-8	62.5%
0 Jalisa Royale	12:55	1	4	1	2	0	0	3	3	4	1	3	1	0	1	0	GM FG 21-59	35.6%



Official Basketball Box Score - Final  
**Texas A&M at LSU**  
01/11/24 Marjorie Assembly Center, Baton Rouge  
2023-24 Women's Basketball

Game Time: 7:00 PM  
Game Duration: 2:03  
Attendance: 11,536

Officials: Gina Cross, Kevin Pethel, Angelica Sufren

**Texas A&M - 70**

Record: 13-3 (1-2)

NO. Name	Min	FG		3P		FT		Rebounds		Fouls		TP	AS	TO	ST	Blocks		+/-	Shooting By Period	
		M-A	M-A	M-A	M-A	OR	DR	OR	DR	PF	FD					BS	BA			
2 Jantiah Barker	F 19:07	3-9	0-2	0-2	1-1	0	1	5	2	6	1	3	2	1	0	1	0	-17	1 <sup>st</sup> FG%	6-15 40.0%
32 Lauren Ware	F 38:20	5-9	0-1	3-3	4	5	9	2	3	13	0	3	1	2	1	-12			3PT%	2-5 40.0%
1 Endyia Rogers	G 35:05	11-22	3-10	2-3	3	6	9	3	3	27	5	0	0	0	2	-9			2 <sup>nd</sup> FG%	9-17 52.9%
5 Aicha Coulibaly	G 25:03	7-11	1-2	1-1	3	2	5	2	3	16	0	6	3	0	0	-12			3PT%	0-5 0.0%
24 Sahara Jones	G 28:59	3-11	0-3	0-1	3	4	7	2	2	6	3	1	1	1	0	2			FT%	5-6 83.3%
3 Tineya Hyllon	14:28	0-4	0-2	0-0	0	0	0	2	1	0	2	3	0	0	0	-6			1 <sup>st</sup> FG%	6-22 27.3%
14 Mikaylah Johnson	08:08	0-0	0-0	0-0	0	2	2	4	0	0	1	0	0	0	0	-10			3PT%	0-6 0.0%
00 Sydney Bowles	11:12	0-5	0-2	0-0	0	0	0	0	0	0	0	0	0	0	0	-11			FT%	0-0 0%
4 Kay Kay Green	09:04	0-1	0-0	0-0	0	1	1	0	0	0	0	0	0	0	0	-7			4 <sup>th</sup> FG%	8-18 44.4%
15 Solé Williams	05:10	0-0	0-0	2-2	0	0	0	0	0	1	2	0	1	1	0	-6			3PT%	2-6 33.3%
11 Vanessa Saidu	05:26	0-0	0-0	0-0	0	0	0	0	0	0	0	0	0	1	0	3			FT%	3-6 50%
Team						1	0	1		0		2							GM FG%	29-72 40.3%
Totals		29-72	4-22	8-12	15	20	35	21	15	70	12	19	11	5	3	-17			3PT%	4-22 18.2%
Technical Fouls: Coach 2 <sup>nd</sup> 5:24																			FT%	8-12 66.7%

Dead Ball Rebounds: 2, 0

**LSU - 87**

Record: 16-1 (3-0)

NO. Name	Min	FG		3P		FT		Rebounds		Fouls		TP	AS	TO	ST	Blocks		+/-	Shooting By Period	
		M-A	M-A	M-A	M-A	OR	DR	OR	DR	PF	FD					BS	BA			
10 Angel Reese	F 32:36	4-13	0-0	12-14	7	11	18	3	7	20	7	2	1	2	2	21			1 <sup>st</sup> FG%	8-17 47.1%
24 Aneesah Morrow	F 38:30	9-13	0-0	3-5	2	6	8	2	3	21	1	5	2	0	0	21			3PT%	1-3 33.3%
4 Flau'jae Johnson	G 32:30	4-10	0-0	3-6	4	1	5	4	3	11	3	3	1	0	0	12			FT%	5-5 100%
11 Hailey Van Lith	G 35:04	4-7	3-4	3-3	0	2	2	1	5	14	4	3	1	0	0	12			2 <sup>nd</sup> FG%	7-20 35.0%
12 Mikaylah Williams	G 37:48	5-11	2-5	4-4	0	7	7	2	1	16	2	6	1	0	0	17			3PT%	2-3 66.7%
13 Last-Tear Poa	12:16	1-1	1-1	0-0	0	0	0	0	1	3	1	1	1	0	0	-12			FT%	6-8 75%
23 Aalyah Del Rosario	07:24	1-3	0-0	0-0	0	1	1	2	0	0	0	0	0	0	0	-4			3 <sup>rd</sup> FG%	6-12 50.0%
1 Angelica Velez	01:04	0-0	0-0	0-0	0	0	0	0	0	0	0	0	0	0	0	-4			3PT%	2-3 66.7%
2 Amani Bartlett	01:04	0-0	0-0	0-0	0	0	0	0	0	0	0	0	0	0	0	-4			FT%	10-12 83.3%
20 Janae Kent	01:04	0-2	0-1	0-0	0	1	1	0	0	0	0	0	0	0	0	-4			4 <sup>th</sup> FG%	7-11 63.6%
14 Izzy Besselman	00:40	0-0	0-0	0-0	0	0	0	0	0	0	0	0	0	0	0	-2			3PT%	1-2 50.0%
Team						2	0	2		0		0							GM FG%	29-60 48.3%
Totals		28-60	6-11	25-32	15	29	44	15	20	87	18	20	7	3	5	-17			3PT%	2-12 16.7%
Technical Fouls: NONE																			FT%	25-32 78.1%

Dead Ball Rebounds: 4, 1

	TAM	LSU
Biggest lead	4 (1 <sup>st</sup> 7:26)	27 (4 <sup>th</sup> 8:16)
Best Scoring Run	3 (4 <sup>th</sup> 6:24)	11 (4 <sup>th</sup> 8:16)
Lead Changes	3	
Times Tied	3	
Time with Lead	02:01	35:05

Points from	TAM	LSU
Turnovers	21	15
Paint	40	32
Second Chance	12	11
Fast Breaks	15	13
Bench	2	5

Period by Period Scoring	TAM	LSU
1st	14	23
2nd	12	21
3rd	12	21
4th	21	70
TOT	LSU 22	22 24 19 87



Official Basketball Box Score - Final  
**LSU at Alabama**  
01/18/24 Coleman Coliseum, Tuscaloosa  
2023-24 Women's Basketball

Game Time: 8:00 PM  
Game Duration: 2:07  
Attendance: 5,375

Officials: Joseph Vaszty, Denise Brooks, Sal Echo

**LSU - 78**

Record: 17-2 (4-1)

NO. Name	Min	FG		3P		FT		Rebounds		Fouls		TP	AS	TO	ST	Blocks		+/-	Shooting By Period	
		M-A	M-A	M-A	M-A	OR	DR	OR	DR	PF	FD					BS	BA			
10 Angel Reese	F 28:36	7-16	0-0	6-7	10	6	16	3	6	20	0	4	2	1	2	20			1 <sup>st</sup> FG%	7-18 38.9%
24 Aneesah Morrow	F 37:50	6-15	2-3	6-6	4	8	12	3	5	20	2	1	3	0	2	22			3PT%	1-7 14.3%
4 Flau'jae Johnson	G 32:48	4-11	1-3	1-2	3	5	8	4	1	10	3	3	1	1	0	20			FT%	0-0 0%
11 Hailey Van Lith	G 34:36	2-8	1-4	3-4	0	0	0	0	5	4	8	4	3	0	1	32			2 <sup>nd</sup> FG%	6-17 35.3%
12 Mikaylah Williams	G 32:57	5-12	0-2	4-6	3	2	5	4	4	14	2	2	1	0	1	25			3PT%	1-2 50.0%
13 Last-Tear Poa	14:40	0-2	0-2	1-2	0	0	0	0	3	1	3	1	0	1	0	-16			1 <sup>st</sup> FG%	6-10 60%
23 Aalyah Del Rosario	13:37	2-5	0-0	1-4	3	4	7	2	2	5	0	1	0	1	2	1			3PT%	9-20 45.0%
20 Janae Kent	03:04	0-0	0-0	0-0	0	0	0	0	0	0	0	0	0	0	0	-2			3PT%	2-4 50.0%
1 Angelica Velez	00:56	0-0	0-0	0-0	0	0	0	0	0	0	0	0	0	0	0	-1			FT%	6-7 85.7%
2 Amani Bartlett	00:56	0-0	0-0	0-0	0	0	0	0	0	0	0	0	0	0	0	-1			4 <sup>th</sup> FG%	4-14 28.6%
Team						2	3	5		0		0							3PT%	0-1 0.0%
Totals		26-69	4-14	22-31	25	28	53	21	25	78	14	12	12	4	9	20			FT%	10-14 71.4%
Technical Fouls: NONE																			GM FG%	26-69 37.7%
																			3PT%	4-14 28.6%
																			FT%	22-31 71.0%

Dead Ball Rebounds: 3, 0

**Alabama - 58**

Record: 15-5 (2-3)

NO. Name	Min	FG		3P		FT		Rebounds		Fouls		TP	AS	TO	ST	Blocks		+/-	Shooting By Period	
		M-A	M-A	M-A	M-A	OR	DR	OR	DR	PF	FD					BS	BA			
21 Essence Cody	F 19:37	0-4	0-1	4-6	2	6	8	2	3	4	0	2	1	3	1	-13			1 <sup>st</sup> FG%	5-12 41.7%
0 Loyal McQueen	G 37:13	3-9	1-3	8-9	1	2	3	2	5	15	2	4	0	0	1	-20			3PT%	2-6 33.3%
3 Sarah Ashlee Barker	G 26:19	4-9	0-3	0-1	0	4	4	5	1	8	4	5	0	0	0	-8			FT%	4-5 80%
23 Jessica Timmons	G 24:42	1-8	0-2	3-3	0	4	4	3	5	5	0	3	0	0	0	-19			2 <sup>nd</sup> FG%	6-15 40.0%
32 Aaliyah Nye	G 32:37	6-14	4-8	2-3	1	3	4	4	3	18	1	3	2	2	1	-21			3PT%	3-8 37.5%
13 JoAnna Cunningham	05:52	1-1	0-0	0-0	0	1	1	2	0	2	0	0	0	0	0	-9			FT%	4-5 80%
31 Naomi Jones	14:59	0-0	0-0	4-4	2	2	4	5	2	4	0	0	1	1	0	2			1 <sup>st</sup> FG%	2-10 20.0%
15 Del'Janae Williams	18:26	0-4	0-3	2-2	0	0	0	1	1	2	1	1	1	0	0	-2			3PT%	0-1 0.0%
22 Karly Weathers	14:47	0-2	0-0	0-0	0	2	2	1	1	0	0	0	0	2	1	-7			FT%	6-8 75%
42 Meg Newman	05:28	0-1	0-0	0-0	2	0	2	0	0	0	0	0	0	1	0	-3			4 <sup>th</sup> FG%	2-15 13.3%
Team						5	0	5		0		1							3PT%	0-5 0.0%
Totals		15-52	5-20	23-28	13	24	37	25	21	58	8	19	5	9	4	-20			GM FG%	9-10 90%
Technical Fouls: NONE																			FT%	15-22 68.2%

Dead Ball Rebounds: 1, 0

	LSU	ALA
Biggest lead	24 (4 <sup>th</sup> 4:21)	3 (1 <sup>st</sup> 1:38)
Best Scoring Run	12 (3 <sup>rd</sup> 4:40)	9 (1 <sup>st</sup> 3:53)
Lead Changes	9	
Times Tied	8	
Time with Lead	28:00	06:22

Points from	LSU	ALA
Turnovers	21	16

## TV/Radio Roster



**Angelica  
Velez**

G | 5-7 | FR  
Bronx, N.Y.

Ann-jel-uh-kuh  
vuh-lez



**Amani  
Bartlett**

F | 6-3 | JR  
Cleveland, Texas

Uh-mahn-ee



**Flau'Jae  
Johnson**

G | 5-10 | SO  
Savannah, Ga.

flah-jhay



**Sa'Myah  
Smith**

F | 6-2 | SO  
DeSoto, Texas

suh-my-ah



**Angel  
Reese**

F | 6-3 | JR  
Baltimore, Md.



**Hailey  
Van Lith**

G | 5-9 | GR  
Wenatchee, Wa.



**Mikayla  
Williams**

G | 6-0 | FR  
Bossier City, La.

muh-kay-luh



**Last-Tear  
Poa**

G | 5-11 | JR  
Melbourne, Aus.



**Izzy  
Besselman**

G | 5-10 | SO  
Baton Rouge, La.



**Janae  
Kent**

G | 6-1 | FR  
Oak Forest, Ill.

juh-nay



**Aalyah  
Del Rosario**

C | 6-6 | FR  
Santo Domingo, D.R.

uh-lee-uh  
del roh-sar-ee-oh



**Aneesah  
Morrow**

F | 6-1 | JR  
Chicago, Ill.

ah-nee-sah  
more-oh



**Kim  
Mulkey**

Tangipahoa Parish,  
La.

tan-chuh-pa-ho-ah