

1

vs No. 14 Ohio State

January 5, 2024 • 7:30 p.m. CT • Baton Rouge, La.
Live Stats: lsusports.net • TV/Video: SEC Network

#3 LSU

DATE OPPONENT RESULT LSU/OPP SCORE

5	#14 Ohio State	7:30 p.m. CT
13	at Sprout's Collegiate Quad	3 p.m. CT
19	Kentucky*	8 p.m. CT
26	at Missouri*	7:30 p.m. CT

FEBRUARY

2	Arkansas*	7:30 p.m. CT
9	at Georgia*	5 p.m. CT
16	Auburn*	8 p.m. CT
23	at Florida*	6 p.m. CT

MARCH

1	Alabama*	5 p.m. CT
8	at Podium Challenge	TBA
15	North Carolina	7:30 p.m. CT
23	SEC Champ. (New Orleans, La.)	TBA

APRIL

3	NCAA Regionals	TBA
18	NCAA Championships	TBA

On Air

TV: SEC Network

Bart Conner, play-by-play
Kathy Johnson Clarke, Analyst



Who To Contact

SID/Gymnastics Contact

Alyssa Leal
Email: aleal3@lsu.edu
Cell: 504-373-7428

Connect to LSU Gymnastics

Official Athletics Website

[LSUsports.net/gymnastics](https://lsusports.net/gymnastics)

Instagram

@LSUgym

Twitter

@LSUgym

Facebook

@LSUgym

TikTok

@lsugym

Breakdown

LSU

Record 0-0, 0-0 SEC
Ranking No. 3 Preseason Coaches Poll
Last Meet March 3, 2023 at NCAA Finals 4th, 197.525
Head Coach Jay Clark
LSU Record 46-29-2/4th Season
Career Record 95-57-4



Record 0-0, 0-0 BIG 10
Ranking No. 14 Preseason Coaches Poll
Last Meet March 30, 2023 at Norman Regional Final
Head Coach Meredith Paulicivic
Career Record 64-42/7th season

Side-by-side comparison (based off 2023 scores)

LSU

Overall Team NQS (National Ranking) 197.840 (4)
Team Vault NQS (National Ranking) 49.500 (3)
Team Bars NQS (National Ranking) 49.420 (9)
Team Beam NQS (National Ranking) 49.415 (11)
Team Floor NQS (National Ranking) 49.595 (3)
Overall Team High 198.100
Team Vault High 49.675
Team Bars High 49.500
Team Beam High 49.550
Team Floor High 49.750

Ohio State

Overall Team NQS (National Ranking) 197.100 (13)
Team Vault NQS (National Ranking) 49.325 (13)
Team Bars NQS (National Ranking) 49.315 (20)
Team Beam NQS (National Ranking) 49.240 (21)
Team Floor NQS (National Ranking) 49.405 (15)
Overall Team High 197.600
Team Vault High 49.425
Team Bars High 49.400
Team Beam High 49.525
Team Floor High 49.600

Storylines

- The Tigers head into the 2024 ranked third in this year's WCGA Preseason Coaches Poll, marking the 12th straight year that LSU enters the season as one of the top-10 teams in the country

- LSU is 39-14-1 in season openers inside the PMAC

- This year's roster includes five All-American performers in Haleigh Bryant, Aleah Finnegan, Kiya Johnson, Olivia Dunne and Alyona Shchennikova

- Fifth-year senior and eight-time All-American Kiya Johnson will make her long-awaited return to the PMAC after suffering an injury in 2023.

- The largest home opener crowd in PMAC history was recorded last year, when 12,065 fans showed out to the Tiger's meet against top-ranked Oklahoma on January 16.

- The Tigers welcomed six new faces to the squad in 2024 with two transfers and four freshmen.

- LSU returns all routines from the 2023 Final Four Squad as 17 letterwinners from last year are back.

- The program continues to grow each year as the Tigers saw a new record of over 8,000 tickets sold ahead of the 2024 season, which surpassed last year's record of 7,400.

Next Up

Gymnastics Opens 2024 Season Against Ohio State

No. 3 LSU Gymnastics team is set to face No. 14 Ohio State to kick off the 2024 season with a Top-20 matchup. Bart Conner and Kathy Johnson Clarke will be on call for the opening Friday Night Heights competition on SEC Network. Introductions of the squad will begin at 7:19 p.m. CT inside the PMAC followed by the banner drop for the 2023 Final Four team. The first vault is set for 7:32 p.m. CT. The Tigers hold an undefeated 13-0-0 record against the Buckeyes and are 3-0-0 at home. The last time the two teams met during the regular season was in 2005. LSU and Ohio State last faced each other in the postseason at the 2013 NCAA Columbus Regional.



JAY CLARK

HEAD COACH • 4th Season

Jay Clark owns over 30 years of experience in college gymnastics and is one of the best recruiters in the sport, is in his fourth season as the head coach of the LSU gymnastics program.

Clark was tabbed as the third head coach in program history in August 2021 following the retirement of D-D Breaux. Clark is in his tenth season overall at LSU following his hiring as the Tigers' associate head coach in 2012.

Last year, he led the Tigers to their first Final Four appearance under his tenure as he continues to grow the LSU Gymnastics program.

Clark is regarded as one of the best recruiters in the sport and the top bars coach in collegiate gymnastics history. The Tigers' associate head coach for eight seasons and co-head coach for one, Clark's leadership and expertise has helped bring unprecedented success on the recruiting trail and in the gym.

During the time since Clark's arrival, LSU has earned the best performances in school history as the NCAA Runner-Up in 2016, 2017 and 2019, appearances in the NCAA Championship Finals in six of seven seasons, numerous school records, produced seven NCAA individual national champions, and five SEC meet and regular season championships.

His work with the Fighting Tigers of LSU has not gone unnoticed. Clark has been named the Central Region Co-Assistant Coach of the Year along with former LSU assistant Bob Moore five times.

Clark also earned the 2014 and 2017 National Co-Assistant Coach of the Year award with Moore. It marked the third time in his distinguished coaching career he has garnered the nation's top award. He was inducted into the USA Gymnastics Region 8 Hall of Fame in 2018. Because of his recruiting success, ESPNU and ESPN the Magazine selected Clark as the ninth-best recruiter in all of collegiate athletics in 2011.

In the gym, Clark is viewed as the top bars coach in collegiate gymnastics history. Clark has coached the Tigers to 33 All-America honors on bars, four of the five highest bars team scores in school history and the top two bars title winners in LSU history. In his illustrious career, Clark has coached nine NCAA bars champions and two during his time in Baton Rouge.

Clark tutored Sarah Finnegan, who ended her career in April 2019 as one of the greatest gymnasts in LSU history. Finnegan became the first NCAA bars champion in school history in 2017 and earned the title once again in 2019. Finnegan and Lexie Priessman won SEC bars champions in 2019 and 2017 respectively, scored perfect scores in 2019 and led the squad that finished fourth in the nation.

The 2018 season on bars under Clark marked the best lineup in LSU history and one of the best in the history of the NCAA. The group posted a school record score of 49.725 and once again went on to break the record against Arizona with a 49.750 for the second-highest in all of NCAA Gymnastics since 1988.

The lineup, anchored by Finnegan, led the nation on bars for the first time in school history. Finnegan became the first gymnast in school history to finish the season ranked No. 1 on the event and joined Sharene Mamby (2001) and Syreeta Barnett (1997) as the only gymnasts at LSU to score a perfect 10.0 on the event.

In 2017, Clark coached Finnegan to the first NCAA Uneven Bars Championship in school history. Clark set the record for the most individual national champions on the event in NCAA gymnastics history.

Clark's bars squad finished ranked third in the nation for a fourth-consecutive Top-5 finish in 2017. The team's average score of 49.367 broke the previous record set in 2015. Finnegan and Priessman combined for three All-America honors. Priessman also took home the program's first SEC Uneven Bars

championship in more than 20 seasons at the league meet.

LSU earned another Top-5 national ranking on bars in 2016 with an average score of 49.252. Finnegan, Priessman and Myia Hambrick combined to tally four All-America honors during the historic season.

The Tigers posted a Top-5 national ranking on bars in 2015, and the team totaled the second-highest bars total in school history with a 49.600 against Iowa. The Tigers also accumulated the second-best season average on bars in school history with a 49.288 average.

As a team LSU produced four All-America honors on bars in 2015 with three gymnasts (Rheagan Courville, Randii Wyrick and Shae Zamardi) earning First-Team All-America honors at the NCAA Championships. It marked the first time in program history that three gymnasts secured First-Team All-America honors on bars in one season.

Under Clark's direction, LSU shattered the school record with a 49.330 average on bars and finished the 2014 season ranked No. 5 nationally in the event. In addition, the Tigers tallied three of the top-10 bars scores in school history, including a 49.600 that ranks as the second best, and LSU produced three All-America honors on bars.

Clark coached Courville to a First-Team All-America honor at the 2014 NCAA Championships, and Courville went on to finish fifth in the event at the NCAA Individual Finals.

LSU reached the Super Six in the 2013 season, and under Clark's guidance the Tigers finished the season with a 49.260 regional qualifying score on bars, the highest final RQS in that event since the 2009 season.

Clark coached Morrison and Wyrick to First-Team All-America honors on bars in his first season with the Tigers, and it marked the first season LSU produced at least two All-Americans on bars since 2010.

Before Clark joined LSU after he spent 20 seasons at the University of Georgia where he helped guide the Gym Dogs to seven NCAA National Titles and 14 Southeastern Conference Championships.

Clark primarily coached bars at Georgia, and he coached the Gym Dogs to 64 All-America honors and seven NCAA individual national titles on bars, including two-time champions Courtney Kupets and Kat Ding.

From 2009-12, Clark served as the head coach at Georgia, and during that time the Gym Dogs captured three NCAA individual national championships, won the 2012 NCAA Auburn Regional, and produced 23 All-America honors. In 2012, his Georgia team won the Bulldog Cup, which recognizes the UGA team that excels academically, supports their peers in athletics and consistently serves the community.

Prior to his stint as head coach, Clark was the recruiting coordinator at Georgia from 1999-2009 while serving as assistant coach from 1999-2004 and associate head coach from 2005-09 when Georgia won an NCAA record five-straight national titles.

Clark also coached at the club level for 13 years from 1992-2005 as the founder, owner and head coach of Classic City Gymnastics in Athens, Georgia. He coached several Classic City gymnasts to state, regional, national championships and to the Junior Olympic National Team, and eight gymnasts went on to compete collegiately at the NCAA Division I level.

A native of Roswell, Georgia, Clark earned his undergraduate degree in exercise science from Georgia.

Clark has two children – a son, Cole, and a daughter, Kinsey.

COLLEGE COACHING

2021-present – Head Coach, LSU
 2019-20 – Co-Head Coach, LSU
 2012-2019 – Associate Head Coach, LSU
 2009-2012 – Head Coach, Georgia
 2005-2009 – Associate Head Coach/Recruiting Coordinator, Georgia
 1998-2004 – Assistant Coach/Recruiting Coordinator, Georgia
 1990-1996 – Assistant Coach, Georgia

JAY CLARK'S HONORS

- Named the Ninth-Best Recruiter in College Athletics by ESPN The Magazine (2011)
- USA Gymnastics Region 8 Hall of Fame
- 2018 Region Co-Assistant Coach of the Year
- 2017 National Co-Assistant Coach of the Year
- 2017 National Region Co-Assistant Coach of the Year
- 2016 National Co-Assistant Coach of the Year
- 2016 Central Region Co-Assistant Coach of the Year
- 2015 Central Region Co-Assistant Coach of the Year
- 2014 National Co-Assistant Coach of the Year
- 2014 Central Region Co-Assistant Coach of the Year
- 2013 Central Region Co-Assistant Coach of the Year
- 2006 National Assistant Coach of the Year
- 2006 Southeast Region Assistant Coach of the Year
- 2001 USAG State of Georgia Coach of the Year


YEAR-BY-YEAR RECORDS

YEAR	Overall	National Finish	Regional Finish	SEC Finish
2021	14-9	6th	2nd	2nd
2022	13-9	18th	3rd	5th
2023	19-11-2	4th	T2nd	3rd
2024	--	--	--	--

CAREER RECORD: 46-29-2

2024 LSU Gymnastics - Week 1 vs. No. 14 Ohio State

2024 TV Roster



ELENA ARENAS
AA • 5-1 • Sr. • 3L
Athens, Ga.



SIERRA BALLARD
BB/FX • 5-2 • Sr. • 3L
Mandeville, La.



ANNIE BEARD
AA • 5-5 • So. • 1L
Alexandria, La.



CHASE BROCK
VT/UB/FX • 5-5 • Sr. • 3L
Atlanta, Ga.



HALEIGH BRYANT
AA • 5-5 • Sr. • 3L
Cornelius, N.C.



KYLIE COEN
AA • 5-6 • Fr.
Bedford, Texas




ASHLEY COWAN
AA • 5-2 • So. • 1L
Hillsborough, NC



AMARI DRAYTON
AA • 5-1 • Fr.
Spring, Texas



OLIVIA DUNNE
AA • 5-6 • Sr. • 3L
Hillsdale, N.J.




ALEAH FINNEGAN
AA • 5-4 • Jr. • 2L
Lee's Summit, Mo.



CAMMY HALL
VT/FX • 5-4 • 6yr Sr. • 1L
Gainesville, Va.




JILLIAN HOFFMAN
VT/BB/FX • 5-1 • 5yr Sr • TR
Murrieta, Calif.



ALEXIS JEFFREY
AA • 5-6 • Jr. • 2L
Warrensburg, Mo.



KIYA JOHNSON
AA • 5-2 • 5yr Sr. • 4L
Dallas, Texas



KJ JOHNSON
AA • 5-0 • Jr. • 2L
Dallas, Texas



KONNOR MCCLAIN
AA • 5-2 • Fr.
Las Vegas, Nev.



LEAH MILLER
VT/BB/FX • 5-1 • Fr.
Tucson, AZ



KAI RIVERS
AA • 5-3 • 5yr Sr. • 4L
Detroit, Mich.



SAVANNAH SCHOENHERR
AA • 5-4 • 6yr Sr. • TR
Athens, Ga.



ALYONA SHCHENNIKOVA
AA • 5-5 • 5yr Sr. • 4L
Evergreen, Colo.



TORI TATUM
AA • 5-5 • Jr. • 2L
Chanhassen, Minn.



BRYCE WILSON
AA • 5-3 • So. • 1L
Lake Charles, La.

2024 LSU Gymnastics - Week 1 vs. No. 14 Ohio State

2024 ROSTER

Name	Events	Ht.	Class	Hometown	Club
Elena Arenas	AA	5-1	Senior	Athens, Ga.	Georgia Elite Gymnastics
Sierra Ballard	VT/BB/FX	5-2	Senior (Gr.)	Mandeville, La.	North Shore Gymnastics
Annie Beard	AA	5-5	Sophomore	Alexandria, La.	Texas Dreams
Chase Brock	VT/UB/FX	5-4	Senior	Atlanta, Ga.	Gymnastix Training Center
Haleigh Bryant	AA	5-5	Senior	Cornelius, N.C.	Everest Gymnastics
Kylie Coen	AA	5-6	Freshman	Bedford, Texas	Empire Gymnastics Academy
Ashley Cowan	AA	5-3	Sophomore	Hillsborough, N.C.	Bull City Gymnastics
Amari Drayton	AA	5-1	Freshman	Spring, Texas	World Champions Centre
Olivia Dunne	AA	5-6	Senior	Hillsdale, N.J.	ENA Paramus
Aleah Finnegan	AA	5-4	Junior	Lee's Summit, Mo.	GAGE Gymnastics
Cammy Hall	VT/FX	5-3	Sixth-year senior (Gr.)	Gainesville, Va.	Capital Gymnastics
Jillian Hoffman	VT/BB/FX	5-1	Fifth-year senior (Gr.)	Murrieta, Calif.	SCEGA Gymnastics
Alexis Jeffrey	AA	5-5	Junior	Warrensburg, Mo.	GAGE Gymnastics
Kiya Johnson	AA	5-2	Fifth-year senior (Gr.)	Dallas, Texas	Texas Dreams Gymnastics
KJ Johnson	AA	5-0	Junior	Dallas, Texas	Texas Dreams Gymnastics
Konnor McClain	AA	5-2	Freshman	Las Vegas, Nev.	Gymcats Gymnastics
Leah Miller	VT/BB/FX	5-1	Freshman	Raleigh, N.C.	Arizona Dynamics Gymnastics
Kai Rivers	AA	5-3	Fifth-year senior (Gr.)	Detroit, Mich.	Twistars
Savannah Schoenherr	AA	5-5	Sixth-year senior (Gr.)	Athens, Ga.	Georgia Elite Gymnastics
Alyona Shchennikova	AA	5-5	Fifth-year senior (Gr.)	Evergreen, Colo.	5280 Gymnastics
Tori Tatum	AA	5-6	Junior	Chanhassen, Minn.	Twin City Twisters
Bryce Wilson	AA	5-3	Sophomore	Lake Charles, La.	Pearland Elite

2024 PRONUNCIATION GUIDE

Name	First	Last
Elena Arenas	Uh-len-uh	Uh-REEN-us
Sierra Ballard	See-air-uh	BAL-lerd
Annie Beard	An-knee	Beerd
Chase Brock	Chase	Brok
Haleigh Bryant	Hail-lee	BRY-unt
Kylie Coen	Ki -lee	Coe-in
Ashley Cowan	Ash-lee	Cow-in
Amari Drayton	Uh-mar-ee	DRAY-ton
Olivia Dunne	Oh-liv-ee-uh	Dun
Aleah Finnegan	Uh-lee-uh	FIN-uh-gen
Cammy Hall	Cam-ee	Hall
Jillian Hoffman	Jill-ee-in	Hoff-man
Alexis Jeffrey	Uh-lex-us	Jeff-ree
Kiya Johnson	Ki -ya	John-sun
KJ Johnson	Kay Jay	John-sun
Konnor McClain	Con-ner	MIC-clain
Leah Miller	Lee-uh	MILL-er
Kai Rivers	Ki	Riv-ers
Savannah Schoenherr	Suh-van-uh	Shane-hair
Alyona Shchennikova	Uh-lone-uh	SHEN-ih-koe-va
Tori Tatum	Tore-ee	TAY-tum
Bryce Wilson	Bryce	WILL-son

2024 LSU Gymnastics - Week 1 vs. No. 14 Ohio State

NOTEBOOK

Last Time On The Floor

- After battling with adversity and injury all year long, the Tigers concluded the 2023 season with a team score of 197.525 in the NCAA Championship Final to finish fourth nationally
- The squad opened the national championship with a 49.3125 on bars and followed with 49.2375 on beam, 49.450 on floor and finished with a 49.525 on vault
- The vault score tied the highest at a championship final and second best at an NCAA Championship for the program.
- Haleigh Bryant led the Tigers with a 39.725 all-around score to mark the second best score by an LSU gymnast at the NCAA Championship in school history

2023 Season Highlights

- The Tigers concluded the 2023 season at the NCAA Championship Final in Fort Worth with their fourth place finish nationally.
- After advancing out of the NCAA Denver Regional, the Tigers finished on top of the NCAA Semifinals with their score of 197.475 to earn their spot in the championship.
- The Tigers tallied a home record of 4-1 last year, defeating three ranked opponents at home with their wins over #12 Missouri, #17 Georgia and #2 Florida
- LSU ranked in the top-10 nationally on all four events in 2023 (third on vault, third on floor, ninth on bars and 10th on beam)
- The Tigers closed the regular season with an NQS of 49.500 on vault, 49.420 on bars, 49.415 on beam and 49.595 on floor.
- The squad posted a season high 198.100 in the regular season against No. 2 Florida, handing the Gators their first loss of the season in 2023. The score marked the ninth highest in program history.
- The squad's season high road score came in a 197.975-197.925 victory over No. 9 Alabama
- Bryant and Finnegan combined for 15 WCGA All-American honors in 2023. The duo also combined for nine perfect scores on the year, the most in a single season.

Preseason Ranking

- This year's preseason ranking marks the 12th straight year that the Tigers will begin the season as one of the top-10 teams in the country and the 27th year in the top-25.
- The Tigers totaled 1,628 points and five first place votes in the poll to place them in the top-five nationally, sitting only behind Florida and Oklahoma. Florida tallied 1,634 points while Oklahoma received 1,709 to make the Sooners the top team heading into the 2024 season.
- The last time the Tigers entered the season as No. 3 was in 2021. The highest ranking that LSU has entered a season with in program history is No. 2, which occurred twice in 2017 and 2020.
- The top-four teams in the poll all appeared in the 2023 NCAA Championship Final, where LSU finished fourth.
- No. 3 LSU will meet 12 opponents that earned a spot in the poll during the regular season, including four conference matchups at home against No. 8 Alabama, No. 9 Kentucky, No. 15 Arkansas, and No. 17 Auburn. Every team in the SEC earned a spot in the top-20 in this year's poll.

2023-24 WCGA Preseason Rankings

No.	Team	Pts
1	Oklahoma	1709
2	Florida	1634
3	LSU	1628
4	Utah	1516
5	UCLA	1499
6	Michigan	1466
7	California	1465
8	Alabama	1383
9	Kentucky	1326
10	Denver	1273
11	Michigan State	1240
12	Missouri	1082
13	Oregon State	1065
14	Ohio State	1017
15	Arkansas	999

16	Georgia	980
17	Auburn	940
18	Minnesota	880
19	Arizona State	873
20	Stanford	796
21	Washington	795
22	Arizona	679
23	Iowa	638
24	Southern Utah	555
25	Maryland	548

Reaching New Heights

- The Tigers reached a new milestone as the program set a new record of over 8,000 season tickets sold prior to the start of the 2024 season.
- With the goal of selling out the PMAC, Tiger fans have the opportunity to set a new attendance record this year as the Tiger's home schedule features six meets inside the PMAC.
- LSU has finished in the top four of average attendance nationally for six consecutive years, claiming the No. 1 spot in 2022. Over 50,000 fans filled the seats of the PMAC through five home meets in 2023, earning LSU the highest attendance average in the SEC last season with an average of 12,075.

Single Meet Tickets

- Single meet ticket prices vary by meet with a range of \$10-\$14 for adults and \$5-\$7 for youth (ages 3-12).
- All single-meet tickets are available at the general admission level. Discounted group tickets for 15 or more are available by calling the ticket sales and services staff at 225-578-2184.
- For all ticket information, please visit lsutix.net.

Program History

- Head Coach Jay Clark enters his fourth season leading the Tigers and 13th season overall as he continues to grow the LSU Gymnastics program. He is joined on staff by Assistant Coaches Garrett Griffith, Ashleigh Gnat and Courtney McCool Griffith. Gnat is in her fourth season with the Tigers while the Griffith duo enters their third season on staff.
- The Tigers climbed their way to the NCAA Championship Final in Fort Worth for the programs ninth appearance in the finals in 2023. The Final Four appearance marked the second time that LSU has advanced to the finals since the format began in 2019 and the first time under Clark's tenure.
- Last season marked the program's 38th straight appearance in the NCAA postseason and 40th overall appearance for the Tigers. With the team advancing out of regionals, LSU marked their 32nd program appearance in the NCAA Championships.
- LSU has a total of 16 individual national titles across 10 gymnasts in program history, including current senior Haleigh Bryant who was named the NCAA vault champion in 2021.
- The Tigers own four SEC Championship titles in program history, winning three consecutive titles from 2017 to 2019. The last time LSU took home the conference title was in 2019 in the Smoothie King Center, the site of this year's conference championship.

Tigers On The National Stage

- The No. 3 preseason ranked LSU Gymnastics team will be featured on television seven times in 2024, kicking off with No. 14 Ohio State on SEC Network.
- The 2024 television schedule showcases nine of the top 10 teams in the country and 16 of the WCGA Preseason Top 25 across ESPN platforms. ESPN will broadcast more than 20 SEC gymnastics meets across their networks throughout the 2024 season, while SEC Network will air 19 regular season meets.
- The 10th year of SEC Network's "Friday Night Heights" franchise returns in 2024, with a record nine consecutive weekends of action beginning on Friday, January 5.
- No. 3 LSU will be featured in primetime on ESPN2 twice during the regular season, with big matchups against No. 2 Florida in Gainesville on February 23 at 6 p.m. CT and No. 8 Alabama on March 1 at 5 p.m. CT in Baton Rouge.
- LSU is also set to compete in ESPN's first-ever invitational, the Sprouts Farmers Market Collegiate Quad, which features four of the top five squads in the country. The Tigers will battle against No. 1 Oklahoma, No. 4 Utah and No. 5 UCLA in an early-season podium meet in West Valley City, Utah. The competition is set for Saturday, January 13 at 3 p.m. on ABC.
- SEC Network will showcase the remaining five of the Tigers meets on television this upcoming season. No. 3 LSU and No. 9 Kentucky will face off at 8 p.m. CT on January 19 in Baton Rouge before meeting No. 12 Missouri on the road at 7:30 p.m. CT on January 26.
- The Tigers will travel to face No. 16 Georgia at 5 p.m. CT on February 9 and will host No. 17 Auburn at 7 p.m. CT on February 16.
- LSU's home meets against No. 15 Arkansas and No. 32 North Carolina will also be available via streaming on SEC Network+. The Tigers will host the Razorbacks on February 2 and will close out the regular season against the Tar Heels on March 15.
- Both sessions of the 2024 SEC Gymnastics Championship will be televised on SEC Network. The event

2024 LSU Gymnastics - Week 1 vs. No. 14 Ohio State

NOTEBOOK

will take place on Saturday, March 23 at the Smoothie King Center in New Orleans, Louisiana, with the first session of flips slated for 2:30 p.m. CT while the evening session begins at 7 p.m. CT.

- ABC is the home of the 2024 NCAA National Collegiate Women's Gymnastics Championships, with the Championship Final airing live on Saturday, April 20, at 3 p.m. CT. The semifinal rounds are set for Thursday, April 18 on ESPN2, with Semifinal I beginning at 3:30 p.m. and Semifinal II at 8 p.m. CT. Surround championship coverage of each apparatus will stream live on ESPN+.
- Also returning this season is streaming coverage of NCAA Regionals on ESPN+, showcasing real-time action of every gymnast and apparatus from regional rounds in Ann Arbor, Michigan, Berkeley, California, Fayetteville, Arkansas, and Gainesville, Florida.
- All meets on ESPN networks will be available via the ESPN App on smartphones, tablets, connected streaming devices and [espn.com/watch](https://www.espn.com/watch).

The Squad

- This year's roster is composed of 22 gymnasts with 11 seniors, four juniors, three sophomores and four freshmen. The Tigers welcomed two sixth-year transfers this year in Savannah Schoenherr and Jillian Hoffman and four new freshmen as Konnor McClain, Amari Drayton, Kylie Coen and Leah Miller begin their first year in the Purple & Gold.
- Cammy Hall is a sixth-year returning from injury. Hall joined the Tigers in 2023 after spending four seasons at Utah, where she was an All-Pac 12 conference member on vault and owns a career high of 9.950 on the event.
- Fifth-year seniors Kiya Johnson, Alyona Shchennikova and Kai Rivers all returned for their final year of competition with the Tigers.
- Johnson, the eight-time All-American and veteran in the all-around, will make her long-awaited return to the PMAC on Friday after suffering an injury in the Tigers second meet last year.
- Shchennikova competed in the all-around in 11 meets for the Tigers last year and owns career highs of 9.950 on vault and bars, 9.925 on beam and 9.975 on floor.
- Haleigh Bryant, Sierra Ballard, Chase Brock, Elena Arenas and Olivia Dunne make up the true senior class.
- Bryant competed in every meet for the Tigers last year and will continue to be one of the top all-around gymnasts in the country this year. She finished 2023 with averages of 9.900+ on all four apparatuses and owns career highs of 9.950 on beam and perfect 10's on vault, bars and floor.
- Ballard led off on floor for the Tigers in every meet last year while also competing on beam in 13 meets. She owns career highs of 9.925 on both events.
- Brock was a key contributor in the vault and floor lineups in 2023, posting career high routines of 9.975 on vault and 9.925 on floor.
- Arenas competed in every meet for the Tigers last season and appeared in the all-around for the first time in her career against Florida.
- Dunne appeared in the bars lineup four times in 2023 and owns a career high of 9.925 on the event. She has the potential to impact the beam and floor lineups this year.
- Aleah Finnegan, Alexis Jeffrey, Tori Tatum, and KJ Johnson all begin their junior season.
- Jeffrey and Tatum were key contributors to the bars lineups in 2023 as Jeffrey appeared in the lineup in every meet and Tatum appeared in all but two on bars.
- KJ Johnson battled injury in 2023 after the squad's meet against Florida, but she returns ready to contribute for the Tigers. She owns career highs of 9.95 on vault, 9.875 on beam and 9.950 on floor.
- Ashley Cowan, Bryce Wilson and Annie Beard enter their sophomore year with Tigers.
- In their first year with the Tigers, Cowan and Wilson stepped up for their team and competed in multiple meets as freshmen.
- Annie Beard did not compete in 2023 due to injury, but is expected to make her debut in 2024.

Bryant Shines In Year Three, Enters Senior Season

- A native of Cornelius, N.C., Bryant enters her fourth year at LSU after a historical junior season that etched her name into the record books.
- A few of her accomplishments last season include Honda Award Finalist, Central Region Gymnast of the Year, three-time SEC Gymnast of the week, All-SEC floor honors and nine All-America honors, which marked the most in

a single season by an LSU gymnast

- She went 64 for 64 routines for the Tigers as she competed in the all-around in every meet in 2023 and became the first LSU gymnast to average a 9.900+ across all four events in a season.
- She matched the highest all-around score in school history with her 39.875 against West Virginia and scored the second highest ever all-around score for LSU in the NCAA Championship (39.725) in 2023.
- Bryant will continue to be one of the nation's top gymnasts in 2024 as she enters the season with 60 career individual titles and 17 All-America honors.

Olympic Qualifier Finnegan Begins Year Three

- Finnegan will continue to be a key contributor for the Tigers in 2024 as she competed in the all-around in all but one meet last year. The Lee's Summit, Missouri will represent the Tigers at the 2024 Paris Olympics after booking her Olympic ticket at the 2023 World Championships in Antwerp last October.
- Finnegan earned an all-around score of 51.366 in her world championship debut to become the first active gymnast in school history to become an Olympian and first ever female gymnast from the Philippines to do so.
- She will continue to prepare for Paris while competing for the Tigers in 2024.
- Finnegan comes off an impressive sophomore year in 2023. The all-arounder set new career high's on all four events last year with perfect scores on vault, beam and floor and a 9.925 on bars and took home 15 career individual titles.
- She owns four career perfect 10's with two on floor, one on vault and one on beam
- In her second season with the Tigers, she earned her first career All-SEC Honors on floor after finishing in the top two at the SEC Championships on floor with her score of 9.950
- In her NCAA Championships debut, she recorded a floor score of 9.9625 in the semifinals to tie the highest score on the event by an LSU gymnast at the championships
- Finnegan finished the 2023 season with six All-America honors (1 UB, 1 BB, 2 FX, 2 AA) and enters her junior season with 15 career individual titles.

Kiya Johnson's Long-Awaited Return

- A native of Dallas, Texas, Johnson will officially make her return to the PMAC this weekend. The eight-time All-American returns veteran routines to the Tiger's lineups this year.
- Johnson is the 2021 SEC Floor Champion and Special of the Year and owns All-SEC honors
- The all-arounder owns perfect scores on vault, beam and floor and a career high of 9.950 on bars
- She enters her final season with seven 10's and 40 career individual titles

Meet The Newcomers

- A three-time All-American and All-SEC performer, Savannah Schoenherr is a sixth-year transfer out of Florida. The Athens, Georgia native brings depth on all four events for the Tigers. During her career as a Gator, she posted career high performances of 9.975 on vault, 9.975 on bars, 9.875 on beam and 9.925 on floor.
 - A native of Murietta, California, Jillian Hoffman is a fifth-year transfer from Utah who owns a powerful yurchenko one and a half. While at Utah, she won three event titles as she appeared on vault and floor for the Utes. She owns career high's of 9.975 on both events.
- This year's freshmen class consists of Konnor McClain, Amari Drayton, Kylie Coen and Leah Miller
- McClain is a 2022 U.S. Champion and a five-time member of Team USA out of Las Vegas, Nevada who trained at Gymcats
 - A native of Spring, Texas, Drayton is an Olympic trials qualifier and US National Team Member who trained at World Champions Centre
 - Kylie Coen is a J.O. All-Around Champion from Bedford, Texas who trained at Empire Gymnastics Academy
 - Leah Miller is an elite gymnast out of Tucson, Arizona, who owns top finishes on floor. She trained at Arizona Dynamics Gymnastics

The Coaching Staff

- Jay Clark, who served on staff for eight seasons prior to his stint as head coach, was named the third head coach of the Fighting Tigers in 2021. Clark owns over 30 years of NCAA Gymnastics experience and is one of the most respected coaches in the country.
- Assistant coach Ashleigh Gnat is a 17-time All-American, four-time SEC event champion and 2017 NCAA Floor Champion. Gnat is in her fourth season as assistant coach with the Tigers. As the primary beam coach, she brings a wealth of knowledge with her own experience as one of the best gymnasts in school history.
- Garrett Griffith and Courtney McCool Griffith enter their third season at LSU as they continue to lead the Tigers to top-10 finishes on vault and floor nationally

NOTEBOOK

PROGRAM OVERVIEW

QUICK FACTS

Location	Baton Rouge, La. (State Capital)
Founded	1860
Enrollment	31,761
Nickname	Fighting Tigers
Colors	Purple and Gold
Mascot	Mike VII (Live Bengal Tiger)

UNIVERSITY

President	William Tate IV (Northern Illinois, 1982)
Faculty Representative (West Virginia, 2002)	Keli Zinn
Director of Athletics	Scott Woodward (LSU, 1985)

COACHING STAFF

Head Coach	Jay Clark 4th as Head Coach/ 95-57-4
------------	---

Assistant Coaches

Ashleigh Gnat	4th Season
Garrett Griffith	3rd Season
Courtney McCool Griffith	3rd Season

SUPPORT STAFF

Director of Operations	Katie Copeland
Athletic Trainer	Jenny Chichloski
Strength and Conditioning	Katie Guillory
Communications	Alyssa Leal
Designer	Stephanie Lyles
Photo	Chris Parent
Video	Giovanni Lamonte
Managers	Bri Jaso, Mckenzie Darbonne, Maddie Rau,

PROGRAM HISTORY

First Year of Gymnastics	1975
NCAA Championships Appearances	32
NCAA Finals Appearances	9
(2008, 2009, 2013, 2014, 2016, 2017, 2018, 2019, 2023)	
Consecutive Regional Appearances`	38
Regional Titles	19
SEC Championships	4
(1981, 2017, 2018, 2019)	
SEC Gymnasts of the Year	7
All-SEC Honors	89
SEC Academic Honor Roll Selections	287
SEC Champions	22
Individual National Champions	11 (16 titles)
All-Americans	301
Scholastic All-Americans	189
Honda Award Recipient	1
AAI Award Winners	3
NCAA Woman of the Year Finalists	1
Perfect Scores	84

COMPETITION ARENA

Pete Maravich Assembly Center	
Capacity	13,215
Record Crowd:	13,729 (1/19/18 vs. Alabama)
Record:	306-63-5

THE LAST TIME LSU...

Won a Home Meet...

3/10/23 vs. West Virginia (198.025-196.450)

Won a Road Meet...

3/3/23 at Podium Challenge (197.700)

Won a Neutral Site Meet...

4/13/23 at NCAA Championships Semifinals (1st of 4, 197.475)

Lost a Home Meet...

1/16/23 vs. No. 1 Oklahoma (L, 197.450-197.600)

Lost a Road Meet...

2/10/23 at No. 5 Auburn (L, 197.500-197.750)

Lost a Neutral Site Meet...

4/15/23 at NCAA Championships Finals (4th of 4, 197.525)

Scored a 197 or Higher at Home...

3/10/23 vs. West Virginia (198.025)

Scored a 197 or Higher on the Road/Neutral Site...

4/2/23 at NCAA Championships Finals (197.525)

Scored a 198 or Higher...

3/10/23 vs. West Virginia (198.025)

Won the All-Around at Home...

3/10/23 vs. West Virginia - Haleigh Bryant (39.875)

Scored a Perfect 10.00...

3/10/23 vs. West Virginia - Haleigh Bryant, Vault, Bars, Floor

Scored a Perfect 10.00 at Home...

3/10/23 vs. West Virginia - Haleigh Bryant, Vault, Bars, Floor

Scored a Perfect 10.00 on the Road/Neutral Site...

2/24/23 at Alabama - Aleah Finnegan, Floor
2/24/23 at Alabama - Haleigh Bryant, Vault

Links

2024 LSU Gymnastics Record Book

lsul.su/47waqxi

LSUSports.net

<https://lsusports.net/sports/gm/>

Live stats

<https://lsul.su/36aC8FL>

Tickets

lsul.su/48IV4MK

SEC Gymnastics Home Page

secsports.com/clubhouse/gymnastics

2023 FINAL RANKINGS

ROAD TO NATIONALS TOP 25 - FINAL RANKINGS

RANK	TEAM	NQS
1	Oklahoma	198.355
2	Florida	198.110
3	Utah	197.910
4	LSU	197.840
5	UCLA	197.950
6	Kentucky	197.710
7	California	197.825
8	Denver	197.445
9	Michigan	198.080
10	Alabama	197.720
11	Michigan State	197.595
12	Oregon State	197.490
13	Ohio State	197.100
14	Missouri	197.115
15	Arizona State	197.105
16	Washington	196.585
17	Arkansas	197.080
18	Minnesota	197.015
19	Stanford	196.930
20	Georgia	196.955
21	Arizona	196.570
22	Southern Utah	196.820
23	Maryland	196.710
24	Auburn	197.480
25	Penn State	196.415

LSU IN THE RANKINGS IN 2023

WEEK	TEAM	VT	UB	BB	FX
01/9/23	10	7	21	12	6
01/16/23	13	7	10	18	23
01/23/23	8	5	7	18	16
1/30/23	9	4	6	17	16
02/6/23	9	4	8	17	12
02/13/23	8	3	9	14	11
02/20/23	8	3	6	11	5
02/27/23	6	2	7	10	4
03/6/23	6	2	8	11	4
03/13/23	6	3	8	9	4
03/20/23	6	3	9	10	3

FINAL INDIVIDUAL RANKINGS

INDIVIDUAL (TOP 25)	AA	VT	UB	BB	FX
Elena Arenas	--	--	--	--	--
Sierra Ballard	--	--	--	--	--
Annie Beard	--	--	--	--	--
Chase Brock	--	--	--	--	--
Haleigh Bryant	4	1	14	--	6
Ashley Cowan	--	--	--	--	--
Olivia Dunne	--	--	--	--	--
Aleah Finnegan	12	--	--	6	4
Cammy Hall	--	--	--	--	--
Alexis Jeffrey	--	--	--	--	--
Kiya Johnson	--	--	--	--	--
KJ Johnson	--	--	--	--	--
Lexi Nibbs	--	--	--	--	--
Maddie Rau	--	--	--	--	--
Kai Rivers	--	--	--	--	--
Kamryn Ryan	--	--	--	--	--
Alyona Shchennikova	--	--	--	--	--
Tori Tatum	--	--	--	--	--
Bryce Wilson	--	--	--	--	--

2024 LSU Gymnastics - Week 1 vs. No. 14 Ohio State

ROUTINE BREAKDOWN

VAULT - GARRETT GRIFFETH

Chase Brock
Yurckenko 1.5

Haleigh Bryant
Front pike half

Ashley Cowan
Yurchenko 1.5

Amari Drayton
Yurchenko 1.5

Aleah Finnegan
Omelianchik/Yurchenko 1.5

Cammy Hall
Yurchenko 1.5

Jillian Hoffman
Yurchenko 1.5

KJ Johnson
Yurchenko Full

Kiya Johnson
Yurchenko Double

Konnor McClain
Yurchenko Double

Savannah Schoenherr
Yurchenko 1.5

Alyona Shchennikova
Yurchenko 1.5

Tori Tatum
Yurchenko 1.5

Bryce Wilson
Yurchenko Full

BARS - JAY CLARK

Haleigh Bryant
Blind Change + Straddle Jaeger
Bail Handstand
Blind Change + Double Front Half

Kylie Coen
Ray immediate pak
Pirouette
Full-out Double Layout

Ashley Cowan
Ray immediate Bail
Double Layout

Amari Drayton
Blind Change+ Jaegaer
Bail Handstand
Toe Blind Full + Double Tuck

Olivia Dunne
Tkatchev immediate Pak
Half Pirouette
Double Layout

Alexis Jeffrey
Maloney + Bail Handstand
Full Twisting Double Back

Aleah Finnegan
Delchev
Toe Handstand + Bail Handstand
Double Arabian Dismount

Kiya Johnson
Maloney+ Bail Handstand
Double Layout

Konnor McClain
Church immediate Pak
Half Pirouette
Full Twisting Double Back

Savannah Schoenherr
Toe Blind Change + Straddle Jaeger
Toe Handstand + Bail Handstand
Blind Change + Double Front Half

Alyona Shchennikova
Ray immediate pak
Pirouette
Double layout
Blind Change + Double Front Half

Tori Tatum
Ray immediate Pak
Half Pirouette
Full Twisting Double Back

2024 LSU Gymnastics - Week 1 vs. No. 14 Ohio State

ROUTINE BREAKDOWN CONT.

BEAM - ASHLEIGH GNAT

Elena Arenas

Full Turn
Backhandspring + Back Layout
Switch Leap + Switch Leap Half
Round off + 1.5 Dismount

Sierra Ballard

Backhandspring + Back Layout
Full turn
Sissone + Switch Leap ½
Front toss
Round off + 1.5 dismount

Annie Beard

Backhandspring + Back Layout
Full Turn
Switch Leap + Straddle Half+ Beat Jump
Side Aerial
Cat Leap + Gainer Full dismount

Haleigh Bryant

Front Aerial + Backhandspring
Switch leap + Straddle Quarter
Full turn
Standing Front Tuck
Split Jump
Rudi Dismount

Kylie Coen

Front Aerial
Backhandspring + Back Layout
Switch Leap Half + Beat jump
Full turn
Round off + Double Full Dismount

Ashley Cowan

Forward Roll
Backhandspring + Back layout
Full turn
Switch leap + Switch Leap ½
Backhandspring + 1.5 dismount

Amari Drayton

Side Aerial
Full Turn
Backhandspring + Back layout
Switch leap + Switch leap
Round off + Double Full dismount

Olivia Dunne

Full Turn
Backhandspring + Backhandspring + Back Layout
Front Aerial
Switch Leap Half + Split Jump
Gainer Pike Dismount

Aleah Finnegan

Backhandspring + Back Layout + Back Layout
Switch Leap + Split Jump
Front Aerial
Full turn
Gainer Full Dismount

Alexis Jeffrey

Wolf Turn
Cat Leap + Switch Side
Backhandspring + Back layout
Standing Front Tuck
Roundoff+ 1.5 Dismount

KJ Johnson

Press Handstand Mount
Switch Leap + Back Tuck+ Straddle Quarter
Backhandspring + Back Layout
Side Aerial
Full Turn
Backhandspring + 1.5 Dismount

Kiya Johnson

Full Turn
Backhandspring + Back Layout
Switch Leap + Switch Leap + Split Jump
Front Toss
Round off + Double full dismount

Konnor McClain

Switch Leap + Split Leap
Backhandspring + Backhandspring two-foot+ Layout two-foot
Full Turn
Side Aerial
Gainer Full dismount

Savannah Schoenherr

Front aerial
Backhandspring + back layout
Full turn
Switch leap + straddle 3/4
Round off + 1.5 dismount

Alyona Shchennikova

Candle mount
Front Aerial + BHS + BHS
Switch lep + split jump
Side aerial
BHS + Gainer Full dismount

Bryce Wilson

Backhandspring + Back Layout
Switch Leap + Switch Split Jump
Full Turn
Front Aerial
Backhandspring + Backhandspring two-foot + Double Full dismount

FLOOR - COURTNEY MCCOOL GRIFFETH

Sierra Ballard

Double layout
1.5+ Front layout
Switch ring+ Switch Leap half
Double Pike

Chase Brock

Full-out
Switch side + Popa
1.5 + Front Full

Haleigh Bryant

Front Handspring- Double Front
Switch Leap + Switch Leap Full
Front Aerial
Back layout
Front Layout+ Rudi

Kylie Coen

Front layout + front double full
Tour jete 1/2 + Popa
2.5 twist

Ashley Cowan

Front Double Twist
1.5+ Front Layout
Switch Leap Half + Wolf Full
Rudi

Amari Drayton

Double Layout
Wolf Turn Full
Front Tuck through Double Tuck
Switch Ring + Switch Leap Half

Olivia Dunne

Front Tuck through Double Tuck
Switch Leap + Switch Ring Half
Leg Up Full Turn
Double Pike

Aleah Finnegan

Double Arabian
Switch Ring + Tour Jete Half
2.5 Twist + Front Tuck
Switch Leap

Cammy Hall

Double pike
Switch side + straddle 1.5
Front full + front full

Alexis Jeffrey

Front Tuck through to Double Back
Switch Side + Popa
Double wolf turn
Double Pike

KJ Johnson

Tucked Full-In
1.5 + Front Layout
Switch Side + Popa
Double Tuck

Kiya Johnson

Tucked Full-In
1.5 + Front Layout
Switch Leap Half + Popa
Double Pike

Konnor McClain

Double Layout
Switch Leap + Switch Leap Full
1.5 + Front Full

Savannah Schoenherr

Front double full
Ring jump full
Tour jete 1/2 + wolf full
1.5 + front layout

Alyona Shchennikova

Front Double Full
Switch Ring + Switch Leap 1/2
1.5 + Front Layout
Rudi + Split Jump

Bryce Wilson

Front layout + front double full
Switch ring + switch leap 1/2
1.5 + front layout

2024 LSU Gymnastics - Week 1 vs. No. 14 Ohio State

CAREER INDIVIDUAL TITLES

Sr. Kiya Johnson - 40 total titles
15 Floor, 9 All-Around, 8 Vault, 5 Beam, 3 Bars

2022 Titles - 6 Total

BB (2)	9.950	2/11 at Florida
	10.000	2/18 vs. Alabama
FX (2)	10.000	2/5 vs. Auburn
	9.950	2/25 at TWU Quad
UB (1)	9.900	1/28 at Georgia
AA (1)	39.450	2/25 at TWU Quad

2021 Titles - 10 Total Titles

FX (6)	10.000	1/8 vs. Arkansas
	9.975	1/15 at Arkansas
	10.000	3/5 vs. Missouri
	10.000	3/20 at SEC Championships
	9.950	4/2 at NCAA Second Round
	9.950	4/3 at NCAA Regional Final
AA (2)	39.625	3/5 vs. Missouri
	39.700	4/2 at NCAA Second Round
VT (2)	9.950	2/26 at Kentucky
	9.950	4/2 at NCAA Second Round

2020 Titles - 24 Total

FX (7)	9.950	1/3 vs. Arizona
	9.900	1/17 vs. Auburn
	9.975	1/24 at Florida
	9.950	1/31 vs. Alabama
	9.950	2/14 at GymQuarters
	9.975	2/16 vs. Kentucky
	9.925	2/21 at Missouri
AA (6)	39.525	1/10 at Georgia
	39.600	1/17 vs. Auburn
	39.600	1/31 vs. Alabama
	39.575	2/at Oregon St. Tri
	39.750	2/14 at GymQuarters
	39.650	2/16 vs. Kentucky
VT (6)	9.900	1/3 vs. Arizona
	9.925	1/10 at Georgia
	9.925	1/17 vs. Auburn
	9.950	1/31 vs. Alabama
	9.900	2/8 at Oregon St. Tri
	10.000	2/14 at GymQuarters
BB (3)	9.900	1/17 vs. Auburn
	10.000	1/24 at Florida
	9.925	2/14 at GymQuarters
UB (2)	9.900	2/8 at Oregon State Tri
	9.950	2/28 vs. Arkansas

Sr. Alyona Shchennikova - 10 Total
4 Bars, 2 Vault, 2 All-Around, 1 Beam, 1 Floor

2022 Titles - 5 Total

AA (2)	39.300	1/7 vs. Centenary
	38.975	1/28 at Georgia
UB (2)	9.950	1/7 vs. Centenary
	9.925	3/11 vs. Utah
FX (1)	9.900	1/28 at Georgia

2021 Titles -4 Total

VT (2)	9.900	2/5 at Auburn
	9.950	2/26 at Kentucky
UB (1)	9.900	3/5 vs. Missouri
BB (1)	9.925	2/26 at Kentucky

2020 Title - 1 Total

UB (1)	9.950	2/14 at GymQuarters
--------	-------	---------------------

Sr. Kai Rivers - 2 Total Titles

2022 Titles - 1 Total

UB (1)	9.900	1/28 at Georgia
--------	-------	-----------------

2020 Title - 1 Total

UB (1)	9.90	2/8 at Oregon St. Tri
--------	------	-----------------------

Jr. Elena Arenas - 2 Total Titles
2 Vault

2021 Title - 2 Vault

VT (2)	9.900	2/5 at Auburn
	9.950	3/20 at SEC Championships

Jr. Haleigh Bryant - 60 Total Titles
23 Vault, 19 All-Around, 8 Bars, 5 Beam, 5 Floor

2023 Titles - 30 total

VT (9)	9.900	1/6 at #3 Utah
	9.925	1/16 vs #1 Oklahoma
	10.000	1/20 vs #12 Missouri
	9.950	1/27 at #23 Arkansas
	9.975	2/3 vs #17 Georgia
	9.975	2/17 vs #2 Florida
	10.00	2/24 at #9 Alabama
	9.975	3/3 at Podium Challenge
	10.00	3/10 vs. West Virginia
AA (11)	39.450	1/6 at #3 Utah
	39.575	1/13 at #12 Kentucky
	39.675	1/16 vs #1 Oklahoma
	39.750	1/20 vs #12 Missouri
	39.575	1/27 at #23 Arkansas
	39.700	2/3 vs #17 Georgia
	39.800	2/24 at #9 Alabama
	39.700	3/3 at Podium Challenge
	39.875	3/10 vs. West Virginia
	39.700	3/31 at NCAA Denver Regional
	39.725	4/15 at NCAA Championships

Finals		
UB (4)	9.950	1/13 at #12 Kentucky
	9.900	2/3 vs #17 Georgia
	10.00	3/10 vs. West Virginia
	9.975	4/2 NCAA Denver Regional
BB (3)	9.950	1/13 at #12 Kentucky
	9.950	1/16 vs #1 Oklahoma
	9.900	2/3 vs #17 Georgia
FX (3)	9.950	1/20 vs #12 Missouri
	10.00	3/10 vs. West Virginia
	9.950	4/2 at Denver Regional

2022 Titles - 16 Total

VT (6)	9.925	1/7 vs. Centenary
	10.000	2/5 vs. Auburn
	10.000	2/20 at Missouri w/Arkansas
	9.950	2/25 at TWU Quad
	9.950	3/4 vs. Kentucky
	10.000	3/11 vs. Utah
UB (4)	9.900	1/28 at Georgia
	9.950	2/11 at Florida
	9.925	2/25 at TWU Quad
	9.950	3/4 vs. Kentucky
AA (4)	39.675	2/18 vs. Alabama
	39.700	2/20 at Missouri w/Arkansas
	39.750	3/4 vs. Kentucky
	39.700	3/11 vs. Utah
BB (2)	9.875	1/7 vs. Centenary
	9.950	3/4 vs. Kentucky

2021 Titles - 14 Total

VT (8)	9.900	1/8 vs. Arkansas
	9.900	1/22 vs. Georgia
	9.900	2/5 at Auburn
	10.000	3/5 vs. Missouri
	9.950	3/20 at SEC Championships
	9.950	4/2 at NCAA Second Round
	10.000	4/3 at NCAA Regional Final
	9.95	4/16 at NCAA Semifinal II
AA (4)	39.600	1/15 at Arkansas
	39.475	1/22 vs. Georgia
	39.550	2/5 at Auburn
	39.625	3/5 vs. Missouri
FX (2)	9.950	1/15 at Arkansas
	9.950	2/26 at Kentucky

Jr. Chase Brock - 1 Total Title
1 Vault

2023 Titles - 1 total

VT (1)	9.975	3/3 at Podium Challenge
--------	-------	-------------------------

So. Aleah Finnegan - 15 Total Titles
7 Beam, 5 Floor, 2 All-Around, 1 Vault

2023 Title - 14 Total

FX (5)	9.950	1/6 at #3 Utah
	9.950	1/16 vs #1 Oklahoma
	10.000	2/3 vs #17 Georgia
	9.975	2/10 vs #5 Auburn
	10.00	2/24 at #9 Alabama
AA (2)	39.450	1/6 at #3 Utah
	39.800	2/10 vs #5 Auburn
BB (6)	9.950	1/20 vs #12 Missouri
	9.925	1/27 at #23 Arkansas
	9.900	2/3 vs #17 Georgia
	9.950	2/10 vs #5 Auburn
	10.000	2/17 vs #2 Florida
	9.975	3/10 vs. West Virginia
VT (1)	10.000	2/10 vs #5 Auburn

2022 Title - 1 Total

BB (1)	9.925	2/25 at TWU Quad
--------	-------	------------------

So. KJ Johnson - 4 Total Titles
2 Vault, 2 Floor

2023 Titles - 2 total

VT (1)	9.900	1/27 at #23 Arkansas
FX (1)	9.950	2/17 vs. #2 Florida

2022 Titles - 2 Total

FX (1)	9.900	2/7 vs. Centenary
VT (1)	9.950	2/25 at TWU Quad

So. Alexis Jeffrey - 1 Total Titles
1 bars

2023 Titles - 1 total

UB (1)	9.900	2/3 at #17 Georgia
--------	-------	--------------------

2024 LSU Gymnastics - Week 1 vs. No. 14 Ohio State

INDIVIDUAL RECORDS HISTORY

Single Season Bests

Vault Titles

1.	Susan Jackson	12	2010
	Ashleigh Clare-Kearney	12	2008
3.	Ashleigh Clare-Kearney	11	2007
4.	Ashleigh Gnat	10	2016
	Sandra Smith	10	1980
6.	Haleigh Bryant	9	2023
	Ashleigh Gnat	9	2017
	Ashleigh Clare-Kearney	9	2009
	Jennifer Wood	9	1995
	Jennifer Lyerly	9	1987
	Sandra Smith	9	1982

Bars Titles

1.	Sarie Morrison	12	2013
2.	Sarah Finnegan	11	2019
	Rheagan Courville	9	2015
	Susan Jackson	9	2010
5.	Sarah Finnegan	8	2018
	Sarie Morrison	8	2014
	Annie Gagnon	8	2004
	Sandra Smith	8	1980
9.	Jeanie Beadle	7	1977

Beam Titles

1.	Sarah Finnegan	11	2019
2.	April Burkholder	10	2006
3.	Jessie Jordan	8	2015
	Jeanie Beadle	8	1977
5.	Sandra Smith	7	1980
6.	Sarah Finnegan	6	2018
	Sarah Finnegan	6	2017
	Rheagan Courville	6	2013
	Susan Jackson	6	2010
	Susan Jackson	6	2009
	Ashleigh Clare-Kearney	6	2008
	Lisa Rennie	6	2005

Floor Titles

1.	Ashleigh Gnat	12	2017
2.	Sarah Finnegan	11	2019
	Ashleigh Gnat	10	2016
	Lloimincia Hall	10	2013
	Ashleigh Clare-Kearney	10	2009
	Sandra Smith	10	1980
6.	April Burkholder	9	2005
7.	Myia Hambrick	8	2018
	Lloimincia Hall	8	2014
8.	Kiya Johnson	7	2020
	Lloimincia Hall	7	2012
	Susan Jackson	7	2010
	Lauren Klein	7	2007
	April Burkholder	7	2004
	Jeanie Beadle	7	1978

All-Around Titles

1.	Sarah Finnegan	14	2019
2.	Haleigh Bryant	11	2023
	Susan Jackson	11	2010
4.	Sandra Smith	10	1980
5.	Rheagan Courville	9	2013
	Ashleigh Clare-Kearney	9	2008
7.	April Burkholder	8	2004
	Rheagan Courville	8	2014
9.	Sarah Finnegan	7	2018
	April Burkholder	7	2006
	Jennifer Wood	7	1995
	Jeanie Beadle	7	1978

Total Individual Titles

1.	Sarah Finnegan	49	2019
2.	Susan Jackson	45	2010
	Sandra Smith	45	1980
4.	Ashleigh Clare-Kearney	39	2008
5.	Ashleigh Clare-Kearney	32	2007
	Jeanie Beadle	32	1977
7.	Ashleigh Clare-Kearney	31	2009
	April Burkholder	31	2006
9.	Haleigh Bryant	30	2023
	Jennifer Wood	30	1995
11.	April Burkholder	29	2004

Career Bests

Vault Titles

1.	Ashleigh Clare-Kearney	37
2.	Rheagan Courville	29
3.	Sandra Smith	26
4.	April Burkholder	23
	Angie Topham	23
	Haleigh Bryant	23
7.	Jennifer Wood	22
	Jennifer Lyerly	22
	Ashleigh Gnat	22
10.	Susan Jackson	19
11.	Kennedi Edney	17

Bars Titles

1.	Sarie Morrison	28
2.	Sarah Finnegan	27
3.	Rheagan Courville	19
4.	Ashleigh Clare-Kearney	18
5.	Jennifer Wood	16
6.	Jeanie Beadle	15
7.	Susan Jackson	14
	Sandra Smith	14
9.	Lexie Priessman	13
	Annie Gagnon	13

Beam Titles

1.	Sarah Finnegan	27
2.	April Burkholder	24
3.	Jessie Jordan	15
	Amy McClosky	15
4.	Jeanie Beadle	14
5.	Rheagan Courville	13
	Susan Jackson	13
8.	Sandra Smith	12
	Ashleigh Gnat	12
10.	Lisa Rennie	11

Floor Titles

1.	Lloimincia Hall	31
2.	Ashleigh Clare-Kearney	27
	April Burkholder	27
4.	Ashleigh Gnat	23
5.	Sandra Smith	22
6.	Kiya Johnson	15
7.	Sarah Finnegan	14
	Myia Hambrick	14
9.	Kiya Johnson	13
	Nicki Arnstad	13
11.	Susan Jackson	12
	Rachelle Fruge'	12
	Jeanie Beadle	12

All-Around Titles

1.	Rheagan Courville	26
2.	April Burkholder	25
3.	Sarah Finnegan	23
4.	Ashleigh Clare-Kearney	22
5.	Haleigh Bryant	19
	Sandra Smith	19
7.	Susan Jackson	16
8.	Myia Hambrick	14
	Jeanie Beadle	14
10.	Jennifer Wood	11
11.	Kennedi Edney	10
	Jessie Jordan	10
	Amy McClosky	10
	Rachelle Fruge'	10

Total Individual Titles

1.	Ashleigh Clare-Kearney	114
2.	April Burkholder	108
3.	Sarah Finnegan	95
	Rheagan Courville	95
5.	Sandra Smith	93
6.	Susan Jackson	74
7.	Jeanie Beadle	66
8.	Ashleigh Gnat	62
	Jennifer Wood	62
10.	Haleigh Bryant	60
11.	Myia Hambrick	52
12.	Angie Topham	47
13.	Sarie Morrison	43
14.	Kennedi Edney	42
15.	Jennifer Lyerly	40
	Kiya Johnson	40
17.	Lloimincia Hall	37
	Rachelle Fruge'	37
19.	Kiya Johnson	34
20.	Jessie Jordan	32
	Amy McClosky	32

Career National Titles

1.	Susan Jackson	3 ('08 VT, '10 BB, '10 AA)
2.	Sarah Finnegan	2 ('17 UB, '19 UB)
	Kennedi Edney	2 ('17 VT, '19 VT)
	Rheagan Courville	2 ('13 VT, '14 VT)
	Ashleigh Clare-Kearney	2 ('09 VT, '09 FX)
6.	Haleigh Bryant	1 ('21 VT)
	Ashleigh Gnat	1 ('17 FX)
	April Burkholder	1 ('06 BB)
	Nicki Arnstad	1 ('02 FX)
	Jeanie Beadle	1 ('77 BB)

Career SEC Titles

1.	Sarah Finnegan	5 ('18 AA; '19 UB, BB, FX, AA)
	Rheagan Courville	5 ('13 VT/BB/AA, '15 VT/AA)
	Sandra Smith	5 ('81 VT/FX, '82 VT/FX, '83 VT)
5.	Ashleigh Gnat	4 ('16 FX, '17 VT/BB/FX)
	Lloimincia Hall	4 ('12 FX, '13 FX, '14 FX, '15 FX)
6.	Susan Jackson	3 ('08 VT, '09 BB, '10 VT)
	Ashleigh Clare-Kearney	3 ('08 FX/AA, '09 FX)
8.	Rachelle' Fruge	2 ('91 BB/AA)

[18 gymnasts with one title. Last: Elena Arenas, VT; Haleigh Bryant, VT; and Kiya Johnson FX in 2021]

Career All-America Honors

1.	Sarah Finnegan	23 (11 Reg Season)
	Rheagan Courville	23 (11 Reg Season)
3.	Myia Hambrick	20 (9 Reg Season)
4.	Kennedi Edney	18 (9 Reg Season)
5.	Haleigh Bryant	17 (9 Reg Season)
	Ashleigh Gnat	17 (7 Reg Season)
6.	April Burkholder	14
7.	Susan Jackson	12
9.	Jessie Jordan	11 (5 Reg Season)
10.	Jennifer Wood	10

Career Perfect 10.0 Scores

1.	Haleigh Bryant	10 (8 VT, 1 UB, 1 FX)
2.	Jennifer Wood	9 (all on VT)
	Ashleigh Gnat	9 (4 FX, 5 VT)
4.	April Burkholder	8 (4 FX, 2 VT, 2 BB)
5.	Lloimincia Hall	7 (all on FX)
	Kiya Johnson	7 (4 FX, 2 BB, 1 VT)
7.	Sarah Finnegan	6 (2 UB, 2 BB, 2 FX)
8.	Ashleigh Clare-Kearney	5 (4 VT, 1 FX)
9.	Aleah Finnegan	4 (2 FX, 1 VT, 1 BB)
10.	Rheagan Courville	3 (all on VT)
11.	Kennedi Edney	2 (1 VT, 1 FX)
	Terin Martinjak	2 (1 BB, 1 FX)
	Nicki Arnstad	2 (all on FX)

2024 LSU Gymnastics - Week 1 vs. No. 14 Ohio State

PERFECT 10.0 SCORES

Total Perfect 10.0 Scores in LSU History: 84

Vault (37)

Haleigh Bryant	vs. West Virginia	3/10/23
Haleigh Bryant	at Alabama	2/24/23
Aleah Finnegan	at Auburn	2/10/23
Haleigh Bryant	vs. Missouri	1/20/23
Haleigh Bryant	vs. Utah	3/11/22
Haleigh Bryant	at Missouri w/ Arkansas	2/20/22
Haleigh Bryant	vs. Auburn	2/5/22
Haleigh Bryant	at NCAA Regional Final (Salt Lake City, Utah)	4/3/21
Haleigh Bryant	vs. Missouri	3/5/21
Kiya Johnson	at GymQuarters	2/14/20
Kennedi Edney	at Arizona	3/15/19
Ashleigh Gnat	at SEC Championship Session II	3/18/17
Ashleigh Gnat	vs. Florida	3/5/17
Ashleigh Gnat	at Alabama	1/13/17
Ashleigh Gnat	at Metroplex Challenge	1/30/16
Ashleigh Gnat	vs. Kentucky	1/22/16
Rheagan Courville	vs. Minnesota	3/6/15
Jessie Jordan	vs. Minnesota	3/6/15
Rheagan Courville	at Metroplex Challenge	2/15/14
Rheagan Courville	at SEC Championship Session II	3/23/13
Sarie Morrison	vs. Arkansas	2/15/13
Ashleigh Clare-Kearney	vs. North Carolina State	3/7/09
Ashleigh Clare-Kearney	at NCAA Regional Championships (Baton Rouge)	4/12/08
Ashleigh Clare-Kearney	vs. Michigan State	2/29/08
Ashleigh Clare-Kearney	at Super Six Challenge (Fayetteville, Ark.)	1/5/07
April Burkholder	at Oklahoma	3/11/05
April Burkholder	at Texas Woman's/Arizona	2/23/04
Stephanie Hyett	vs. Illinois-Chicago	3/7/97
Jennifer Wood	vs. New Hampshire/Missouri/Centenary	3/15/96
Jennifer Wood	vs. Alabama	2/23/96
Jennifer Wood	at NCAA Regional Championships	4/7/95
Jennifer Wood	vs. Florida	3/3/95
Jennifer Wood	vs. Arizona	2/24/95
Jennifer Wood	vs. Georgia	2/17/95
Jennifer Wood	vs. Kentucky	3/4/94
Jennifer Wood	vs. North Carolina State	2/25/94
Jennifer Wood	vs. Alabama	2/18/94

Bars (6)

Haleigh Bryant	vs. West Virginia	3/10/23
Sarah Finnegan	at Arizona	3/15/19
Lexie Priessman	vs. Georgia	3/1/19
Sarah Finnegan	vs. Arizona	3/17/18
Sharene Mamby	vs. Denver	1/26/01
Syreeta Barnett	vs. Illinois-Chicago	3/7/97

Beam (9)

Aleah Finnegan	vs. Florida	2/17/23
Kiya Johnson	Alabama	2/18/22
Kiya Johnson	at Florida	1/24/20
Sarah Finnegan	vs. Georgia	3/1/19
Sarah Finnegan	vs. Arizona	3/17/18
April Burkholder	at Oklahoma	3/11/05
Terin Martinjak	at Centenary	3/12/04
April Burkholder	at Centenary	3/12/04
Amy McClosky	vs. New Hampshire/Missouri/Centenary	3/15/96

Floor (33)

Haleigh Bryant	vs. West Virginia	3/10/23
Aleah Finnegan	at Alabama	2/24/23
Aleah Finnegan	vs. Georgia	2/3/23
Kiya Johnson	vs. Auburn	2/5/22
Kiya Johnson	at SEC Championship Session II	3/20/21
Kiya Johnson	vs. Missouri	3/5/21
Kiya Johnson	vs. Arkansas	1/5/21
Sarah Finnegan	at SEC Championship Session II	3/23/19
McKenna Kelley	vs. Oregon State	3/8/19
Kennedi Edney	vs. Oregon State	3/8/19
Myia Hambrick	vs. Auburn	3/4/18
Sarah Finnegan	vs. Auburn	3/4/18
Ashleigh Gnat	at SEC Championship Session II	3/19/16
Ashleigh Gnat	at Texas Woman's/Oregon State/New Hampshire	3/12/16
Ashleigh Gnat	vs. Alabama	3/4/16
Ashleigh Gnat	vs. Auburn	2/19/16
Lloimincia Hall	at Centenary/New Hampshire	3/13/15
Lloimincia Hall	vs. Minnesota	3/6/15
Lloimincia Hall	at NCAA Baton Rouge Regional	4/5/14
Lloimincia Hall	at Metroplex Challenge	2/15/14
Lloimincia Hall	vs. Alabama	1/31/14
Lloimincia Hall	vs. Alabama	3/8/13
Lloimincia Hall	at Missouri	2/8/13
Ashleigh Clare-Kearney	vs. Michigan St.	2/29/08

2024 LSU Gymnastics - Week 1 vs. No. 14 Ohio State

HIGHEST ALL-TIME EVENT SCORES - TEAM

Vault

1.	49.825	vs. Minnesota	3/6/15
2.	49.675	at Alabama	2/24/23
		at Arizona	3/15/19
4.	49.650	NCAA Baton Rouge Regional	4/5/14
5.	49.625	at SEC Championships	3/20/21
		at Kentucky	2/26/21
		vs. Florida	3/5/17
		at Centenary/New Hampshire	3/13/15
		NCAA Central Regional Championships	4/12/08
		at Centenary	3/12/04
11.	49.600	vs. Florida	2/12/21
		at Alabama	1/13/17
		at Oklahoma	2/9/14
		vs. Alabama	3/8/13
15.	49.575	at Florida	1/24/20
		at SEC Championship Session II	3/18/17
		vs. George Washington/Iowa	2/19/17
		at Auburn	2/13/15
		vs. Missouri	2/28/14
		vs. Alabama	1/31/14
21.	49.5625	at NCAA Championships Semifinal II	4/14/17
22.	49.550	at Podium Challenge	3/3/23
		vs. Missouri	3/5/21
		at Florida	2/26/16
		at SEC Championship Session II	3/21/15
		at Florida	2/21/14
		at Auburn	2/22/13
		vs. Centenary	3/18/05

Bars

1.	49.750	vs. Arizona	3/17/18
2.	49.725	vs. Texas Woman's	2/18/18
3.	49.650	vs. Kentucky	3/1/02
4.	49.625	vs. Alabama	1/19/18
5.	49.600	at Arizona	3/15/19
		vs. Arkansas	1/5/18
		vs. Iowa	1/9/15
		at Metroplex Challenge	2/15/14
9.	49.575	at NC State	3/9/18
10.	49.550	vs. Florida	2/12/21
		vs. Auburn	3/4/18
		at GymQuarters Invite	2/16/18
		vs. Alabama	2/8/02
		vs. Centenary	2/13/98
15.	49.525	at NCAA Denver Regionals	4/2/23
		vs. Arkansas	2/28/20
		vs. Florida	1/18/19
		vs. Denver	1/26/01
18.	49.500	vs. West Virginia	3/10/23
		vs. Florida	2/17/23
		vs. Oklahoma	1/16/23
		vs. Centenary	1/7/22
		vs. NC State	2/1/19
		NCAA Championships Semifinal I	4/20/18
		vs. George Washington and Iowa	2/19/17
		vs. Florida	2/20/15
		vs. Missouri	2/28/14
		vs. North Carolina/Illinois-Chicago	2/20/09
		vs. Rhode Island/Centenary	3/14/02

Beam

1.	49.725	vs. Arizona	3/17/18
		at NCAA Super Six Finals	4/15/17
		at Oklahoma	3/11/05
4.	49.650	vs. Alabama	2/18/22
		vs. Oregon State	3/8/19
		vs. Georgia	3/1/19
6.	49.625	vs. Georgia	2/6/15
7.	49.600	NCAA Baton Rouge Regional	4/5/14
8.	49.5875	at NCAA Championships Semifinal II	4/17/17
9.	49.575	at Georgia	1/10/20
		at GymQuarters	2/17/17
		at Florida	2/26/16
12.	49.550	at Alabama	2/24/23
		vs. Florida	2/17/23
		at SEC Championships	3/19/22
		vs. Florida	2/12/21
		vs. New Hampshire	3/10/17
		at Texas Woman's	3/13/05
18.	49.525	at NCAA Regional Final	4/3/21
		at Florida	1/24/20
		vs. Auburn	3/4/18
		at GymQuarters	2/16/18
		at Arkansas	2/10/17
23.	49.500	vs. Utah	3/11/22
		NCAA Regional Final	4/6/19
		at NCAA Raleigh Regional	4/7/18
		at SEC Championship Session II	3/18/17

27.	49.475	vs. Texas Woman's	2/18/18
		vs. Florida	3/5/17
		at Kentucky	1/27/17
		vs. Minnesota	3/6/15
		vs. Arkansas	2/28/03
		at Alabama	3/6/99

Floor

1.	49.775	vs. Auburn	2/5/22
2.	49.750	vs. West Virginia	3/10/23
3.	49.7125	at NCAA Championships Semifinal II	4/14/17
4.	49.700	vs. Auburn	3/4/18
		vs. Auburn	2/19/16
		vs. Minnesota	3/6/15
		vs. Missouri	2/28/14
8.	49.675	vs. Georgia	2/3/23
		vs. Utah	3/11/22
		vs. Oregon State	3/8/19
		vs. Ohio State	3/5/04
12.	49.650	vs. Missouri	3/5/21
		at Missouri	2/9/18
		NCAA Baton Rouge Regional	4/5/14
15.	49.625	at SEC Championship Session II	3/18/23
		vs. Florida	3/5/17
		at Texas Woman's/Oregon State/New Hampshire	3/12/16
		vs. Alabama	3/4/16
		vs. Georgia	2/6/15
		at SEC Championship Session II	3/23/13
20.	49.600	at SEC Championship Session II	3/23/19
		vs. Texas Woman's	2/18/18
		at Centenary/Texas Woman's	3/21/03
23.	49.575	at Alabama	2/24/23
		vs. Florida	2/17/23
		at Centenary/New Hampshire	3/13/15
		vs. Florida	2/20/15
		vs. Missouri	3/14/98
28.	49.550	vs. Missouri	2/17/19
		at GymQuarters	2/16/18
		at SEC Championship Session II	3/18/17
		vs. George Washington/Iowa	2/19/17
		at Arkansas	2/10/17
		at Kentucky	1/27/17
		at SEC Championship Session II	3/19/16
		at SEC Championship Session II	3/21/15
		at NCAA Super Six Finals	4/19/14
		vs. Alabama	1/31/14
		at NCAA Super Six Finals	4/20/13
		vs. Michigan State	2/29/08
		vs. Arkansas	2/4/05
		vs. Michigan State	1/28/05
		vs. Centenary/Rhode Island	3/14/02

Team

1.	198.375	vs. Minnesota	3/6/15
2.	198.325	NCAA Baton Rouge Regional	4/5/14
3.	198.2750	at NCAA Championships Semifinal II	4/17/17
4.	198.175	at Arizona	3/15/19
		vs. Texas Woman's	2/18/18
		vs. Florida	3/5/17
7.	198.150	vs. Oregon State	3/8/19
8.	198.125	vs. Utah	3/11/22
		vs. Arizona	3/17/18
10.	198.100	vs. Florida	2/17/23
		vs. Auburn	3/4/18
12.	198.075	at GymQuarters	2/16/18
		at SEC Championship Session II	3/18/17
		vs. Georgia	2/6/15
15.	198.050	vs. Alabama	2/18/22
		vs. Florida	3/5/21
		vs. Missouri	2/28/14
18.	198.025	vs. West Virginia	3/10/23
18.	197.975	at Alabama	2/24/23
		vs. George Washington/Iowa	2/19/17
20.	197.950	vs. Florida	2/20/15
21.	197.925	vs. Alabama	3/4/16
22.	197.900	vs. Georgia	3/1/19
		at Florida	2/26/16
24.	197.875	vs. Missouri	3/5/21
		at Gym Quarters Invite	2/14/20
		vs. New Hampshire	3/10/17
		at Metroplex Challenge	2/15/14
28.	197.850	at Oklahoma (neutral in Tulsa, Okla.)	3/11/05
29.	197.8375	at NCAA Super Six	4/21/18

2024 LSU Gymnastics - Week 1 vs. No. 14 Ohio State

TOP GYMNASTICS ATTENDANCE FIGURES IN MARAVICH CENTER HISTORY

RANK	ATTENDANCE	OPPONENT	DATE	RESULT	SCORE
1.	13,729	Alabama	1/19/18	W	197.450-196.725
2.	13,659	Auburn	2/5/22	W	197.975-197.750
3.	13,296	Alabama	3/4/16	W	197.925-196.225
4.	13,185	Kentucky	2/2/18	W	197.225-196.700
5.	13,179	Minnesota	3/6/15	W	198.375-195.450
6.	12,838	Kentucky	3/4/22	L	197.500-197.450
7.	12,637	Alabama	1/31/20	L	196.775-196.425
8.	12,609	Florida	3/5/17	W	198.150-196.600
9.	12,450	West Virginia	3/10/23	W	198.025-196.450
10.	12,217	Florida	2/20/15	W	197.950-197.425
11.	12,147	Arkansas	2/28/20	W	197.125-195.725
12.	12,099	Georgia	2/3/23	W	197.700-196.925
13.	12,093	Florida	1/18/19	L	197.500-197.425
14.	12,090	Auburn	3/4/18	W	198.100-195.625
15.	12,065	Oklahoma	1/16/23	L	197.450-197.600
16.	11,966	Missouri	1/20/23	W	197.150-196.525
17.	11,887	Florida	2/17/23	W	198.100-197.975
18.	11,532	Texas Woman's	1/20/17	W	197.475-192.625
19.	11,515	NC State	2/1/19	W	197.150-195.375
20.	11,287	Arizona	3/17/18	W	198.125-195.525
21.	11,227	Auburn	1/17/20	W	196.575-196.275
22.	11,069	Kentucky	2/16/20	W	197.500-196.625
23.	11,055	Texas Woman's	2/18/18	W	198.175-194.200
24.	11,047	Missouri	2/17/19	W	197.650-195.475
25.	11,015	Oregon State	3/8/19	W	198.150-196.375
26.	10,788	Cal	1/4/19	W	196.775-195.650
27.	10,755	Arkansas	1/5/18	W	197.150-195.350
28.	10,177	Auburn	2/19/16	W	197.825-197.125
29.	10,052	Kentucky	1/22/16	W	196.575-195.100
30.	10,031	Georgia	3/1/19	W	197.900-196.325
31.	10,006	Arizona	1/3/20	W	195.725-195.025
32.	10,001	Missouri	2/3/17	W	197.425-195.425
33.	9,546	New Hampshire	3/10/17	W	197.875-195.300
34.	9,007	George Washington/Iowa	2/19/17	1st	197.975 (LSU)
35.	8,574	Alabama	3/8/13	L	197.725-197.500
36.	8,228	Oklahoma	1/9/16	W	196.950-196.725
37.	8,055	Alabama	1/31/14	W	197.650-196.825
38.	7,819	NCAA Baton Rouge Regional Final	4/6/19	1st	197.500 (LSU)
39.	7,779	Arkansas	2/5/16	W	197.425-196.150
40.	7,722	Georgia	2/6/15	W	198.075-196.850

YEAR-BY-YEAR HOME RECORD

YEAR	MEETS	RECORD	PERCENTAGE	YEAR	MEETS	RECORD	PERCENTAGE
1975	3	5-0	1.000	1999	6	11-2	.846
1976	4	8-0	1.000	2000	5	5-0	1.000
1977	5	6-0	1.000	2001	5	7-1	.875
1978	5	7-0	1.000	2002	7	12-0	1.000
1979	5	11-1	.917	2003	4	2-2	.500
1980	6	9-0	1.000	2004	6	10-1	.909
1981	4	7-1	.875	2005	6	8-0	1.000
1982	5	5-0	1.000	2006	8	9-7	.563
1983	3	3-0	1.000	2007	6	4-2	.667
1984	3	3-0	1.000	2008	7	11-1	.917
1985	6	2-4	.333	2009	5	5-1	.833
1986	5	8-1	.889	2010	6	6-0	1.000
1987	5	6-0	1.000	2011	5	2-3	.400
1988	6	11-1-1	.846	2012	5	4-1	.800
1989	6	8-1	.889	2013	5	4-1	.800
1990	5	5-0	1.000	2014	7	11-0	1.000
1991	5	2-3	.400	2015	5	5-0	1.000
1992	6	4-8	.333	2016	5	5-0	1.000
1993	5	9-3	.750	2017	6	7-0	1.000
1994	3	3-0-1	.875	2018	6	6-0	1.000
1995	5	5-2	.714	2019	8	11-1	.917
1996	5	8-4	.667	2020	5	4-1	.800
1997	5	3-1-1	.700	2021	4	3-1	.750
1998	6	8-3	.727	2022	5	4-3	.571
				2023	5	4-1	.800
				TOTAL	258	306-63-5	.827

2024 LSU Gymnastics - Week 1 vs. No. 14 Ohio State

2023 FINAL TEAM RESULTS

Overall Record: 19-11-2 Regular Season Record: 13-7 Postseason Record: 6-4-2 SEC Record: 4-3 Home: 4-1 Away: 4-4 Neutral: 14-6-2

DATE	MEET	TEAMS	RESULT	TEAM SCORE	VAULT	BARS	BEAM	FLOOR	ATTENDANCE
1/6	at Utah	#6 LSU #3 Utah	L	196.775 197.225	49.300 49.350	49.000 49.225	49.100 49.475	49.375 49.225	11,585
1/13	at Kentucky^	#10 LSU #12 Kentucky	L	196.575 197.125	49.200 49.300	49.475 49.325	49.075 49.325	48.825 49.175	10,558
1/16	Oklahoma*	#13 LSU #1 Oklahoma	L	197.450 197.600	49.325 49.425	49.500 49.400	49.225 49.325	49.450 49.450	12,065
1/20	Missouri^	#9 LSU #12 Missouri	W	197.150 196.525	49.475 49.050	49.425 49.250	48.950 48.950	49.300 49.275	11,966
1/27	at Arkansas^	#8 LSU #23 Arkansas	L	197.250 197.475	49.500 49.300	49.300 49.350	49.150 49.250	49.300 49.575	7,147
2/3	Georgia^	#9 LSU #17 Georgia	W	197.700 196.925	49.475 49.075	49.300 49.225	49.250 49.250	49.675 49.375	12,099
2/10	at Auburn^	#9 LSU #5 Auburn	L	197.500 197.750	49.350 49.325	49.275 49.500	49.425 49.275	49.450 49.650	9,121
2/17	Florida^	#8 LSU #2 Florida	W	198.100* 197.975	49.475 49.350	49.500 49.425	49.550* 49.625	49.575 49.575	11,887
2/24	at Alabama^	#6 LSU #9 Alabama	W	197.975 197.925	49.675* 49.325	49.175 49.325	49.550* 49.700	49.575 49.575	12,889
3/3	Podium Challenge	#6 LSU #7 California #23 Washington George Washington	W W W	197.700 197.675 196.000 195.125	49.550 49.350 49.150 49.100	49.350 49.550 49.475 49.200	49.275 49.075 48.325 47.925	49.525 49.700 49.050 48.900	3,000
3/10	West Virginia	#6 LSU West Virginia	W	198.025 196.450	49.300 49.075	49.500 49.025	49.475 49.00	49.750* 49.350	12,450
3/18	SEC Championships^ (Duluth, Ga.)	#2 Florida Alabama #6 LSU Kentucky Auburn Missouri Arkansas Georgia	L L W W W W W	198.425 197.925 197.800 197.675 197.100 197.000 196.825 196.600	49.375 49.525 49.500 49.325 49.300 48.900 49.425 49.100	49.700 49.475 49.325 49.600 49.350 49.400 49.175 49.250	49.675 49.375 49.350 49.350 49.225 49.375 49.050 49.225	49.675 49.550 49.625 49.400 49.225 49.325 49.175 49.025	9,544
3/31	NCAA Regional Second Round (Denver, Co.)	#6 LSU #11 Oregon St. Georgia Nebraska	T W W	197.375+ 197.375 197.000 195.525	49.250 49.250 49.150 48.950	49.275 49.125 49.300 48.675	49.325 49.450 49.300 48.625	49.525 49.550 49.250 49.275	5,754
4/2	NCAA Regional Final (Denver, Co.)	#6 LSU #3 Michigan #14 Denver #11 Oregon St.	T L W	197.750+ 197.750 197.875 195.650	49.375 49.425 49.274 49.400	49.525* 49.650 49.550 49.500	49.425 49.325 49.625 49.400	49.425 49.350 49.425 49.350	4,413
4/13	NCAA Semifinal (Fort Worth, Texas)	#6 LSU #2 Florida #7 California #14 Denver	W W W	197.475 197.400 196.9125 196.500	49.250 49.300 49.350 49.225	49.475 49.4875 48.7125 49.3625	49.275 49.0875 49.4125 48.550	49.475 49.525 49.4375 49.3625	4,703
4/15	NCAA Championship (Fort Worth, Texas)	#6 LSU #1 Oklahoma #2 Florida #5 Utah	L L L	197.525 198.3875 198.2375 197.9375	49.525 49.5625 49.575 49.150	49.3125 49.6375 49.7125 49.550	49.2375 49.5125 49.525 49.7375	49.450 49.675 49.425 49.500	7,035
				Season Average 197.500	VT Avg. 49.427	UB Avg. 49.340	BB Avg. 49.281	FX Avg. 49.452	

KEY

^ - Denotes SEC meet, * - Denotes season high, # - Denotes School Record, + - Denotes advanced on tiebreaker

2024 LSU Gymnastics - Week 1 vs. No. 14 Ohio State

2023 FINAL INDIVIDUAL RESULTS AND STATISTICS

SEASON AND CAREER HIGH

NAME	SEASON HIGHS					CAREER HIGHS				
	VAULT	BARS	BEAM	FLOOR	ALL-AROUND	VAULT	BARS	BEAM	FLOOR	ALL-AROUND
Elena Arenas	9.925	9.900	9.925	9.925	39.425	9.950	9.900	9.925	9.925	39.425
Sierra Ballard	--	--	9.925	9.925	--	--	--	9.925	9.925	--
Annie Beard	--	--	--	--	--	--	--	--	--	--
Chase Brock	9.975	--	--	9.925	--	9.975	9.875	--	9.925	--
Haleigh Bryant	10.000	10.000	9.950	10.000	39.875	10.000	10.000	9.950	10.000	39.875
Ashley Cowan	--	9.900	--	--	--	--	9.900	--	--	--
Olivia Dunne	--	9.850	--	--	--	--	9.925	--	9.900	--
Aleah Finnegan	10.000	9.925	10.000	10.000	39.800	10.000	9.925	10.000	10.000	39.800
Cammy Hall	--	--	--	--	--	--	--	--	--	--
Alexis Jeffrey	--	9.950	9.900	9.750	--	--	9.950	9.900	9.750	--
Kiya Johnson	9.875	9.900	9.850	9.900	39.400	10.000	9.950	10.000	10.000	39.750
KJ Johnson	9.950	--	9.875	9.950	--	9.950	--	9.875	9.950	--
Lexi Nibbs	--	--	--	--	--	9.775	--	--	--	--
Maddie Rau	--	--	--	--	--	9.850	--	--	--	--
Kai Rivers	--	--	9.900	--	--	9.900	9.900	9.950	--	--
Alyona Shchennikova	9.925	9.875	9.850	9.975	39.525	9.950	9.950	9.925	9.975	39.525
Tori Tatum	8.750	9.900	--	--	--	8.750	9.900	--	--	--
Bryce Wilson	9.925	--	9.850	--	--	9.925	--	9.850	--	--

INDIVIDUAL TITLES

Jan. 6 at #3 Utah VAULT Haleigh Bryant - 9.900 FLOOR Aleah Finnegan - 9.950 ALL-AROUND Haleigh Bryant - 39.450 Aleah Finnegan - 39.450	BEAM Aleah Finnegan - 9.950 FLOOR Haleigh Bryant - 9.950 ALL-AROUND Haleigh Bryant - 39.750 Jan. 27 at #23 Arkansas VAULT Haleigh Bryant - 9.950 KJ Johnson - 9.950 BEAM Aleah Finnegan - 9.925 ALL-AROUND Haleigh Bryant - 39.575 Feb. 3 vs #17 Georgia VAULT Haleigh Bryant - 9.975 BARS Haleigh Bryant - 9.900 Alexis Jeffrey - 9.900 BEAM Haleigh Bryant - 9.900 Aleah Finnegan - 9.900 FLOOR Aleah Finnegan- 10.000 ALL-AROUND Haleigh Bryant - 39.700	Feb. 10 vs #5 Auburn VAULT Aleah Finnegan - 10.000 BEAM Aleah Finnegan - 9.950 FLOOR Aleah Finnegan - 9.975 ALL-AROUND Aleah Finnegan - 39.800 Feb. 17 vs #2 Florida VAULT Haleigh Bryant - 9.975 BEAM Aleah Finnegan - 10.000 FLOOR KJ Johnson - 9.950 Feb. 24 vs #9 Alabama VAULT Haleigh Bryant - 10.000 FLOOR Aleah Finnegan - 10.000 ALL-AROUND Haleigh Bryant - 39.800 March 3 at Podium Challenge VAULT Haleigh Bryant - 9.975 Chase Brock - 9.975	ALL-AROUND Haleigh Bryant - 39.700 March 10 vs West Virginia VAULT Haleigh Bryant - 10.000 BARS Haleigh Bryant - 10.000 BEAM Aleah Finnegan - 9.975 FLOOR Haleigh Bryant - 10.000 ALL-AROUND Haleigh Bryant - 39.875 March 31 at NCAA Denver Regional Second Round ALL-AROUND Haleigh Bryant - 39.700 April 2 at NCAA Denver Regional Finals BARS Haleigh Bryant - 9.975 FLOOR Haleigh Bryant- 9.950 April 15 at NCAA Championships Finals ALL-AROUND Haleigh Bryant - 39.725
--	---	---	--

2024 LSU Gymnastics - Week 1 vs. No. 14 Ohio State

2023 FINAL INDIVIDUAL RESULTS AND STATISTICS

Elena Arenas

		Vault	Bars	Beam	Floor	A-A
1/6	at #3 Utah	9.850	9.750	--	--	--
1/13	at #12 Kentucky	9.800	9.825	9.925*	--	--
1/16	#1 Oklahoma	9.775	9.875	9.875	--	--
1/20	#12 Missouri	9.825	9.850	9.750	--	--
1/27	at #23 Arkansas	9.825	9.875	9.775	--	--
2/3	#17 Georgia	9.775	8.975	9.775	--	--
2/10	at #5 Auburn	9.800	--	9.750	--	--
2/17	#2 Florida	9.875	9.900*	9.825	9.825	39.425*
2/24	at #9 Alabama	9.925	--	9.850	9.825	--
3/3	at Podium Challenge	9.900	--	9.825	9.875	--
3/10	West Virginia	9.875	8.975	9.850	9.925*	38.625
3/18	SEC Championships	9.900	--	9.800	9.800	--
3/31	NCAA Regional Second Round	9.850	--	9.825	9.900	--
4/2	NCAA Regional Final	9.900	--	9.850	9.875	--
4/13	NCAA Semifinal	9.825	--	9.7375	--	--
4/15	NCAA Championship	9.900	--	9.475	9.8125	--
Season Average		9.850	8.558	9.793	9.855	39.025
Season High		9.925	9.900	9.925	9.925	39.425
Career High		9.950	9.900	9.925	9.925	39.425

Sierra Ballard

		Vault	Bars	Beam	Floor	A-A
1/6	at #3 Utah	--	--	--	9.825	--
1/13	at #12 Kentucky	--	--	--	9.850	--
1/16	#1 Oklahoma	--	--	9.825	9.900	--
1/20	#12 Missouri	--	--	9.650	9.850	--
1/27	at #23 Arkansas	--	--	9.750	9.825	--
2/3	#17 Georgia	--	--	9.825	9.875	--
2/10	at #5 Auburn	--	--	9.825	9.825	--
2/17	#2 Florida	--	--	--	9.875	--
2/24	at #9 Alabama	--	--	9.925*	9.850	--
3/3	at Podium Challenge	--	--	9.900	9.850	--
3/10	West Virginia	--	--	9.825	9.925	--
3/18	SEC Championships	--	--	9.850	9.900	--
3/31	NCAA Regional Second Round	--	--	9.850	9.875	--
4/2	NCAA Regional Final	--	--	9.800	9.850	--
4/13	NCAA Semifinal	--	--	9.8125	9.800	--
4/15	NCAA Championship	--	--	9.825	9.8125	--
Season Average		--	--	9.820	9.848	--
Season High		--	--	9.925	9.925	--
Career High		--	--	9.925	9.925	--

Annie Beard

		Vault	Bars	Beam	Floor	A-A
1/6	at #3 Utah	--	--	--	--	--
1/13	at #12 Kentucky	--	--	--	--	--
1/16	#1 Oklahoma	--	--	--	--	--
1/20	#12 Missouri	--	--	--	--	--
1/27	at #23 Arkansas	--	--	--	--	--
2/3	#17 Georgia	--	--	--	--	--
2/10	at #5 Auburn	--	--	--	--	--
2/17	#2 Florida	--	--	--	--	--
2/24	at #9 Alabama	--	--	--	--	--
3/3	at Podium Challenge	--	--	--	--	--
3/10	West Virginia	--	--	--	--	--
3/18	SEC Championships	--	--	--	--	--
3/31	NCAA Regional Second Round	--	--	--	--	--
4/2	NCAA Regional Final	--	--	--	--	--
4/13	NCAA Semifinal	--	--	--	--	--
4/15	NCAA Championship	--	--	--	--	--
Season Average		--	--	--	--	--
Season High		--	--	--	--	--
Career High		--	--	--	--	--

Chase Brock

		Vault	Bars	Beam	Floor	A-A
1/6	at #3 Utah	--	--	--	--	--
1/13	at #12 Kentucky	--	--	--	--	--
1/16	#1 Oklahoma	9.800	--	--	9.150	--
1/20	#12 Missouri	9.850	--	--	9.700	--
1/27	at #23 Arkansas	9.900	--	--	9.825	--
2/3	#17 Georgia	9.950	--	--	9.075	--
2/10	at #5 Auburn	9.700	--	--	9.775	--
2/17	#2 Florida	9.825	--	--	--	--
2/24	at #9 Alabama	9.975*	--	--	9.925*	--
3/3	at Podium Challenge	9.975*	--	--	9.925*	--
3/10	West Virginia	9.750	--	--	9.700	--
3/18	SEC Championships	9.250	--	--	9.925*	--
3/31	NCAA Regional Second Round	9.800	--	--	9.925*	--
4/2	NCAA Regional Final	9.900	--	--	9.850	--
4/13	NCAA Semifinal	9.850	--	--	9.000	--
4/15	NCAA Championship	9.8875	--	--	9.925*	--
Season Average		9.815	--	--	9.669	--
Season High		9.975	--	--	9.925	--
Career High		9.975	9.875	--	9.925	--

Haleigh Bryant

		Vault	Bars	Beam	Floor	A-A
1/6	at #3 Utah	9.900	9.825	9.850	9.875	39.450
1/13	at #12 Kentucky	9.900	9.950	9.950	9.775	39.575
1/16	#1 Oklahoma	9.925	9.900	9.950	9.900	39.675
1/20	#12 Missouri	10.000	9.900	9.900	9.950	39.750
1/27	at #23 Arkansas	9.950	9.850	9.900	9.875	39.575
2/3	#17 Georgia	9.975	9.900	9.900	9.925	39.700
2/10	at #5 Auburn	9.900	9.950	9.900	9.850	39.600
2/17	#2 Florida	9.975	9.950	9.925	9.925	39.775
2/24	at #9 Alabama	10.000	9.925	9.900	9.975	39.800
3/3	at Podium Challenge	9.975	9.900	9.850	9.975	39.700
3/10	West Virginia	10.000	10.000*	9.875	10.000*	39.875*
3/18	SEC Championships	9.900	9.875	9.825	9.950	39.550
3/31	NCAA Regional Second Round	9.875	9.925	9.950	9.950	39.700
4/2	NCAA Regional Final	9.875	9.975	9.950	9.950	39.750
4/13	NCAA Semifinal	9.8625	9.9375	9.9375	9.950	39.6875
4/15	NCAA Championship	9.9875	9.950	9.850	9.9375	39.725
Season Average		9.938	9.920	9.901	9.923	39.680
Season High		10.000	10.000	9.950	10.000	39.875
Career High		10.000	10.000	9.950	10.000	39.875

Ashley Cowan

		Vault	Bars	Beam	Floor	A-A
1/6	at #3 Utah	--	--	--	--	--
1/13	at #12 Kentucky	--	--	--	--	--
1/16	#1 Oklahoma	--	--	--	--	--
1/20	#12 Missouri	--	--	--	--	--
1/27	at #23 Arkansas	--	--	--	--	--
2/3	#17 Georgia	--	--	--	--	--
2/10	at #5 Auburn	--	9.775	--	--	--
2/17	#2 Florida	--	--	--	--	--
2/24	at #9 Alabama	--	--	--	--	--
3/3	at Podium Challenge	--	9.850	--	--	--
3/10	West Virginia	--	9.900*	--	--	--
3/18	SEC Championships	--	--	--	--	--
3/31	NCAA Regional Second Round	--	--	--	--	--
4/2	NCAA Regional Final	--	9.850	--	--	--
4/13	NCAA Semifinal	--	9.875	--	--	--
4/15	NCAA Championship	--	9.825	--	--	--
Season Average		--	9.846	--	--	--
Season High		--	9.900	--	--	--
Career High		--	9.900	--	--	--

2024 LSU Gymnastics - Week 1 vs. No. 14 Ohio State

2023 FINAL INDIVIDUAL RESULTS AND STATISTICS

Olivia Dunne

		Vault	Bars	Beam	Floor	A-A
1/6	at #3 Utah	--	--	--	--	--
1/13	at #12 Kentucky	--	--	--	--	--
1/16	#1 Oklahoma	--	--	--	--	--
1/20	#12 Missouri	--	--	--	--	--
1/27	at #23 Arkansas	--	--	--	--	--
2/3	#17 Georgia	--	--	--	--	--
2/10	at #5 Auburn	--	--	--	--	--
2/17	#2 Florida	--	--	--	--	--
2/24	at #9 Alabama	--	9.825	--	--	--
3/3	at Podium Challenge	--	9.825	--	--	--
3/10	West Virginia	--	--	--	--	--
3/18	SEC Championships	--	9.850	--	--	--
3/31	NCAA Regional Second Round	--	9.650	--	--	--
4/2	NCAA Regional Final	--	--	--	--	--
4/13	NCAA Semifinal	--	--	--	--	--
4/15	NCAA Championship	--	--	--	--	--
Season Average		--	9.788	--	--	--
Season High		--	9.850	--	--	--
Career High		--	9.925	--	9.900	--

Aleah Finnegan

		Vault	Bars	Beam	Floor	A-A
1/6	at #3 Utah	9.850	9.750	9.900	9.950	39.450
1/13	at #12 Kentucky	9.750	9.900	9.775	9.500	38.925
1/16	#1 Oklahoma	9.850	9.925*	9.775	9.950	39.500
1/20	#12 Missouri	9.850	9.850	9.950	9.375	39.025
1/27	at #23 Arkansas	9.675	9.850	9.925	9.900	39.350
2/3	#17 Georgia	9.900	9.850	9.900	10.000*	39.650
2/10	at #5 Auburn	10.000*	9.875	9.950	9.975	39.800*
2/17	#2 Florida	9.950	9.850	10.000*	9.900	39.700
2/24	at #9 Alabama	9.900	9.200	9.975	10.000*	39.075
3/3	at Podium Challenge	--	--	--	--	--
3/10	West Virginia	9.800	9.925*	9.975	9.925	39.625
3/18	SEC Championships	9.900	9.850	9.925	9.950	39.625
3/31	NCAA Regional Second Round	9.850	9.850	9.050	9.175	37.925
4/2	NCAA Regional Final	9.850	9.850	9.900	9.850	39.450
4/13	NCAA Semifinal	9.850	9.925*	9.9125	9.9625	39.650
4/15	NCAA Championship	9.8625	9.825	9.925	9.925	39.5375
Season Average		9.856	9.818	9.856	9.823	39.353
Season High		10.000	9.925	10.000	10.000	39.800
Career High		10.000	9.925	10.000	10.000	39.800

Cammy Hall

		Vault	Bars	Beam	Floor	A-A
1/6	at #3 Utah	--	--	--	--	--
1/13	at #12 Kentucky	--	--	--	--	--
1/16	#1 Oklahoma	--	--	--	--	--
1/20	#12 Missouri	--	--	--	--	--
1/27	at #23 Arkansas	--	--	--	--	--
2/3	#17 Georgia	--	--	--	--	--
2/10	at #5 Auburn	--	--	--	--	--
2/17	#2 Florida	--	--	--	--	--
2/24	at #9 Alabama	--	--	--	--	--
3/3	at Podium Challenge	--	--	--	--	--
3/10	West Virginia	--	--	--	--	--
3/18	SEC Championships	--	--	--	--	--
3/31	NCAA Regional Second Round	--	--	--	--	--
4/2	NCAA Regional Final	--	--	--	--	--
4/13	NCAA Semifinal	--	--	--	--	--
4/15	NCAA Championship	--	--	--	--	--
Season Average		--	--	--	--	--
Season High		--	--	--	--	--
Career High		--	--	--	--	--

Alexis Jeffrey

		Vault	Bars	Beam	Floor	A-A
1/6	at #3 Utah	--	9.875	--	--	--
1/13	at #12 Kentucky	--	9.900	--	--	--
1/16	#1 Oklahoma	--	9.800	--	--	--
1/20	#12 Missouri	--	9.925	--	--	--
1/27	at #23 Arkansas	--	9.850	--	--	--
2/3	#17 Georgia	--	9.900	--	--	--
2/10	at #5 Auburn	--	9.675	--	--	--
2/17	#2 Florida	--	9.900	--	--	--
2/24	at #9 Alabama	--	9.800	9.900*	9.750*	--
3/3	at Podium Challenge	--	9.900	9.850	9.750*	--
3/10	West Virginia	--	9.775	9.900	--	--
3/18	SEC Championships	--	9.850	9.875	--	--
3/31	NCAA Regional Second Round	--	9.900	9.900*	--	--
4/2	NCAA Regional Final	--	9.950*	9.850	--	--
4/13	NCAA Semifinal	--	9.775	9.8375	--	--
4/15	NCAA Championship	--	9.8375	9.825	--	--
Season Average		--	9.851	9.867	9.750	--
Season High		--	9.950	9.900	9.750	--
Career High		--	9.950	9.900	9.750	--

Kiya Johnson

		Vault	Bars	Beam	Floor	A-A
1/6	at #3 Utah	9.875	9.775	9.850	9.900	39.350
1/13	at #12 Kentucky	9.875	9.900	--	9.150	--
1/16	#1 Oklahoma	--	--	--	--	--
1/20	#12 Missouri	--	--	--	--	--
1/27	at #23 Arkansas	--	--	--	--	--
2/3	Georgia	--	--	--	--	--
2/10	at #5 Auburn	--	--	--	--	--
2/17	#2 Florida	--	--	--	--	--
2/24	at #9 Alabama	--	--	--	--	--
3/3	at Podium Challenge	--	--	--	--	--
3/10	West Virginia	--	--	--	--	--
3/18	SEC Championships	--	--	--	--	--
3/31	NCAA Regional Second Round	--	--	--	--	--
4/2	NCAA Regional Final	--	--	--	--	--
4/13	NCAA Semifinal	--	--	--	--	--
4/15	NCAA Championship	--	--	--	--	--
Season Average		9.875	9.837	9.850	9.525	39.350
Season High		9.875	9.900	9.850	9.900	39.350
Career High		10.000	9.950	10.000	10.000	39.750

KJ Johnson

		Vault	Bars	Beam	Floor	A-A
1/6	at #3 Utah	9.775	--	9.725	9.500	--
1/13	at #12 Kentucky	9.875	--	9.575	9.850	--
1/16	#1 Oklahoma	9.875	--	9.750	9.775	--
1/20	#12 Missouri	9.900	--	--	9.925	--
1/27	at #23 Arkansas	9.950	--	--	9.875	--
2/3	#17 Georgia	9.875	--	--	9.950	--
2/10	at #5 Auburn	9.725	--	--	9.875	--
2/17	#2 Florida	9.850	--	9.875*	9.950	--
2/24	at #9 Alabama	--	--	--	--	--
3/3	at Podium Challenge	--	--	--	--	--
3/10	West Virginia	--	--	--	--	--
3/18	SEC Championships	--	--	--	--	--
3/31	NCAA Regional Second Round	--	--	--	--	--
4/2	NCAA Regional Final	9.850	--	--	--	--
4/13	NCAA Semifinal	--	--	--	9.875	--
4/15	NCAA Championship	--	--	--	--	--
Season Average		9.853	--	9.731	9.842	--
Season High		9.950	--	9.875	9.950	--
Career High		9.950	--	9.875	9.950	--

2024 LSU Gymnastics - Week 1 vs. No. 14 Ohio State

2023 FINAL INDIVIDUAL RESULTS AND STATISTICS

Lexi Nibbs

		Vault	Bars	Beam	Floor	A-A
1/6	at #3 Utah	--	--	--	--	--
1/13	at #12 Kentucky	--	--	--	--	--
1/16	#1 Oklahoma	--	--	--	--	--
1/20	#12 Missouri	--	--	--	--	--
1/27	at #23 Arkansas	--	--	--	--	--
2/3	#17 Georgia	--	--	--	--	--
2/10	at #5 Auburn	--	--	--	--	--
2/17	#2 Florida	--	--	--	--	--
2/24	at #9 Alabama	--	--	--	--	--
3/3	at Podium Challenge	--	--	--	--	--
3/10	West Virginia	--	--	--	--	--
3/18	SEC Championships	--	--	--	--	--
3/31	NCAA Regional Second Round	--	--	--	--	--
4/2	NCAA Regional Final	--	--	--	--	--
4/13	NCAA Semifinal	--	--	--	--	--
4/15	NCAA Championship	--	--	--	--	--
Season Average		--	--	--	--	--
Season High		--	--	--	--	--
Career High		9.775	--	--	--	--

Maddie Rau

		Vault	Bars	Beam	Floor	A-A
1/6	at #3 Utah	--	--	--	--	--
1/13	at #12 Kentucky	--	--	--	--	--
1/16	#1 Oklahoma	--	--	--	--	--
1/20	#12 Missouri	--	--	--	--	--
1/27	at #23 Arkansas	--	--	--	--	--
2/3	#17 Georgia	--	--	--	--	--
2/10	at #5 Auburn	--	--	--	--	--
2/17	#2 Florida	--	--	--	--	--
2/24	at #9 Alabama	--	--	--	--	--
3/3	at Podium Challenge	--	--	--	--	--
3/10	West Virginia	--	--	--	--	--
3/18	SEC Championships	--	--	--	--	--
3/31	NCAA Regional Second Round	--	--	--	--	--
4/2	NCAA Regional Final	--	--	--	--	--
4/13	NCAA Semifinal	--	--	--	--	--
4/15	NCAA Championship	--	--	--	--	--
Season Average		--	--	--	--	--
Season High		--	--	--	--	--
Career High		9.850	--	--	--	--

Kai Rivers

		Vault	Bars	Beam	Floor	A-A
1/6	at #3 Utah	--	--	9.700	--	--
1/13	at #12 Kentucky	--	--	9.850	--	--
1/16	#1 Oklahoma	--	--	9.800	--	--
1/20	#12 Missouri	--	--	9.175	--	--
1/27	at #23 Arkansas	--	--	9.700	--	--
2/3	#17 Georgia	--	--	9.625	--	--
2/10	at #5 Auburn	--	--	9.900	--	--
2/17	#2 Florida	--	--	9.900	--	--
2/24	at #9 Alabama	--	--	9.700	--	--
3/3	at Podium Challenge	--	--	--	--	--
3/10	West Virginia	--	--	--	--	--
3/18	SEC Championships	--	--	--	--	--
3/31	NCAA Regional Second Round	--	--	--	--	--
4/2	NCAA Regional Final	--	--	--	--	--
4/13	NCAA Semifinal	--	--	--	--	--
4/15	NCAA Championship	--	--	--	--	--
Season Average		--	--	9.706	--	--
Season High		--	--	9.900	--	--
Career High		9.900	9.900	9.950	--	--

Kamryn Ryan

		Vault	Bars	Beam	Floor	A-A
1/6	at #3 Utah	--	--	--	--	--
1/13	at #12 Kentucky	--	--	--	--	--
1/16	#1 Oklahoma	--	--	--	--	--
1/20	#12 Missouri	--	--	--	--	--
1/27	at #23 Arkansas	--	--	--	--	--
2/3	#17 Georgia	--	--	--	--	--
2/10	at #5 Auburn	--	--	--	--	--
2/17	#2 Florida	--	--	--	--	--
2/24	at #9 Alabama	--	--	--	--	--
3/3	at Podium Challenge	--	--	--	--	--
3/10	West Virginia	--	--	--	--	--
3/18	SEC Championships	--	--	--	--	--
3/31	NCAA Regional Second Round	--	--	--	--	--
4/2	NCAA Regional Final	--	--	--	--	--
4/13	NCAA Semifinal	--	--	--	--	--
4/15	NCAA Championship	--	--	--	--	--
Season Average		--	--	--	--	--
Season High		--	--	--	--	--
Career High		9.325	--	--	--	--

Alyona Shchennikova

		Vault	Bars	Beam	Floor	A-A
1/6	at #3 Utah	9.825	9.775	--	9.825	--
1/13	at #12 Kentucky	9.125	9.675	--	9.850	--
1/16	#1 Oklahoma	9.875	9.875	--	9.925	--
1/20	#12 Missouri	9.875	9.775	9.700	9.875	39.225
1/27	at #23 Arkansas	9.875	9.875	9.800	9.800	39.350
2/3	#17 Georgia	9.750	9.875	9.850	9.925	39.400
2/10	at #5 Auburn	9.925	9.825	9.850	9.925	39.525
2/17	#2 Florida	9.825	9.850	9.850	9.925	39.450
2/24	at #9 Alabama	9.400	9.750	--	--	--
3/3	at Podium Challenge	9.850	9.800	9.725	9.900	39.275
3/10	West Virginia	9.850	--	9.875	9.975*	--
3/18	SEC Championships	9.875	9.800	9.875	9.900	39.450
3/31	NCAA Regional Second Round	9.850	9.850	9.800	9.875	39.375
4/2	NCAA Regional Final	9.825	9.825	9.875	9.900	39.425
4/13	NCAA Semifinal	9.8375	9.8625	9.775	9.8875	39.3625
4/15	NCAA Championship	9.825	9.800	9.8125	9.850	39.2875
Season Average		9.774	9.814	9.816	9.889	39.375
Season High		9.925	9.875	9.875	9.975	39.525
Career High		9.950	9.950	9.925	9.975	39.525

Tori Tatum

		Vault	Bars	Beam	Floor	A-A
1/6	at #3 Utah	--	--	--	--	--
1/13	at #12 Kentucky	--	--	--	--	--
1/16	#1 Oklahoma	--	9.875	--	--	--
1/20	#12 Missouri	--	9.900*	--	--	--
1/27	at #23 Arkansas	--	9.850	--	--	--
2/3	#17 Georgia	--	9.775	--	--	--
2/10	at #5 Auburn	--	9.850	--	--	--
2/17	#2 Florida	--	9.900*	--	--	--
2/24	at #9 Alabama	--	9.875	--	--	--
3/3	at Podium Challenge	8.750*	9.875	--	--	--
3/10	West Virginia	--	9.900*	--	--	--
3/18	SEC Championships	--	9.900*	--	--	--
3/31	NCAA Regional Second Round	--	9.750	--	--	--
4/2	NCAA Regional Final	--	9.900*	--	--	--
4/13	NCAA Semifinal	--	9.875	--	--	--
4/15	NCAA Championship	--	9.875	--	--	--
Season Average		8.750	9.864	--	--	--
Season High		8.750	9.900	--	--	--
Career High		8.750	9.900	--	--	--

2024 LSU Gymnastics - Week 1 vs. No. 14 Ohio State

2023 FINAL INDIVIDUAL RESULTS AND STATISTICS

Bryce Wilson

		Vault	Bars	Beam	Floor	A-A
1/6	at #3 Utah	--	--	9.775	--	--
1/13	at #12 Kentucky	--	--	8.600	--	--
1/16	#1 Oklahoma	--	--	--	--	--
1/20	#12 Missouri	--	--	--	--	--
1/27	at #23 Arkansas	--	--	--	--	--
2/3	#17 Georgia	--	--	--	--	--
2/10	at #5 Auburn	--	--	--	--	--
2/17	#2 Florida	--	--	--	--	--
2/24	at #9 Alabama	9.875	--	--	--	--
3/3	at Podium Challenge	9.850	--	9.850*	--	--
3/10	West Virginia	9.775	--	--	--	--
3/18	SEC Championships	9.925*	--	--	--	--
3/31	NCAA Regional Second Round	9.825	--	--	--	--
4/2	NCAA Regional Final	--	--	--	--	--
4/13	NCAA Semifinal	9.850	--	--	--	--
4/15	NCAA Championship	9.8875	--	--	--	--
Season Average		9.855	--	9.408	--	--
Season High		9.925	--	9.850	--	--
Career High		9.925	--	9.850	--	--