

#LSU

X @LSUsoftball

X @BethTorina

f /LSUsoftball

@LSUsoftball

LSU

2024 SOFTBALL

SEC CHAMPIONS

1999 • 2000 • 2001 • 2002 • 2004

SEC TOURNAMENT CHAMPIONS

1999 • 2001 • 2002 • 2004 • 2007

WCWS APPEARANCES

2001 • 2004 • 2012

2015 • 2016 • 2017

2024 SCHEDULE/RESULTS

Date Opponent TV/Stream Time/Result

FEBRUARY (0-0)

| | | | |
|----|--------------------|-------|-----------|
| 8 | Nicholls | SECN+ | 6 p.m. |
| 9 | Memphis! | SECN+ | 6 p.m. |
| 10 | Pittsburgh! | SECN+ | 1:30 p.m. |
| 10 | Memphis! | SECN+ | 4 p.m. |
| 11 | Pittsburgh! | SECN+ | Noon |
| 15 | vs. Georgia Tech\$ | ACCN | 1 p.m. |
| 16 | vs. Northwestern\$ | SECN | 11 a.m. |
| 17 | vs. Oklahoma St.\$ | SECN | 9:30 a.m. |
| 17 | vs. Washington\$ | ESPN+ | 4 p.m. |
| 18 | vs. Minnesota\$ | SECN | 8:30 a.m. |
| 22 | Boise State% | SECN+ | 6 p.m. |
| 23 | Boise State% | SECN+ | 4 p.m. |
| 23 | Houston% | SECN+ | 6:30 p.m. |
| 24 | Houston% | SECN+ | 4 p.m. |
| 24 | Austin Peay% | SECN+ | 6:30 p.m. |

MARCH (0-0)

| | | | |
|----|------------------|-------|-----------|
| 1 | Illinois^ | SECN+ | 4 p.m. |
| 1 | San Diego State^ | SECN+ | 6:30 p.m. |
| 2 | San Diego State^ | SECN+ | 5 p.m. |
| 2 | McNeese^ | SECN+ | 7:30 p.m. |
| 3 | McNeese^ | SECN+ | 3 p.m. |
| 3 | Louisiana Tech^ | SECN+ | 5:30 p.m. |
| 8 | at Kentucky* | SECN+ | 5:30 p.m. |
| 9 | at Kentucky* | SECN | 11 a.m. |
| 10 | at Kentucky* | SECN | 11 a.m. |
| 12 | Texas | SECN | 11 a.m. |
| 16 | Ole Miss* | SECN+ | 6 p.m. |
| 17 | Ole Miss* | ESPN2 | 4:30 p.m. |
| 18 | Ole Miss* | SECN | 6 p.m. |
| 22 | at Missouri* | SECN+ | 5 p.m. |
| 23 | at Missouri* | SECN+ | 2 p.m. |
| 24 | at Missouri* | SECN+ | 1 p.m. |
| 26 | at Nicholls | ESPN+ | 6 p.m. |
| 28 | Texas A&M* | SECN+ | 6 p.m. |
| 29 | Texas A&M* | SECN+ | 5 p.m. |
| 30 | Texas A&M* | SECN+ | 2 p.m. |

APRIL (0-0)

| | | | |
|----|------------------|-------|---------|
| 2 | ULM | SECN+ | 6 p.m. |
| 6 | at Florida* | ESPN | 5 p.m. |
| 7 | at Florida* | ESPNU | 1 p.m. |
| 8 | at Florida* | SECN | 6 p.m. |
| 10 | Southeastern LA* | SECN+ | 6 p.m. |
| 12 | Auburn* | SECN+ | 6 p.m. |
| 13 | Auburn* | SECN+ | 4 p.m. |
| 14 | Auburn* | SECN+ | 1 p.m. |
| 16 | UL-Lafayette | SECN+ | 6 p.m. |
| 19 | at Tennessee* | SECN | 5 p.m. |
| 20 | at Tennessee* | ESPN2 | 11 a.m. |
| 21 | at Tennessee* | ESPN2 | 1 p.m. |
| 23 | at UL-Lafayette | ESPN+ | 6 p.m. |
| 26 | Arkansas* | SECN+ | 6 p.m. |
| 27 | Arkansas* | SECN+ | 4 p.m. |
| 28 | Arkansas* | SECN+ | 1 p.m. |

MAY (0-0)

| | | | |
|-------|----------------------|-------|--------|
| 3 | Liberty | SECN+ | 6 p.m. |
| 4 | Liberty | SECN+ | 6 p.m. |
| 5 | Liberty | SECN+ | 5 p.m. |
| 7-11 | SEC Tournament~ | SECN | TBA |
| 17-19 | NCAA Regional- | | TBA |
| 23-26 | NCAA Super Regional- | | TBA |

JUNE (0-0)

May 30-7 Women's College World Series TBA

All times are central and subject to change. Home games are bolded and played at Tiger Park; ! - LSU Invitational [Baton Rouge, La.]; \$ - Clearwater Invitational [Clearwater, Fla.]; % - Tiger Classic [Baton Rouge, La.]; ^ - Purple & Gold Challenge [Baton Rouge, La.]
 ~ - SEC Tournament; - - NCAA Tournament * - SEC Contest; SECN SEC Network; SECN+ - SEC Network+; ACCN - ACC Network;

No. 14/15 LSU (0-0) AT LSU INVITATIONAL

BREAKDOWN

LSU

No. 14/15 LSU

| | |
|----------------|-----------------------|
| 2024 Record | 0-0 |
| Head Coach | Beth Torina |
| LSU Record | 492-220 (13th Season) |
| Overall Record | 621-331 (17th Season) |



Memphis

| | |
|----------------|-----------------------------|
| 2024 Record | 0-0 |
| Head Coach | Stephanie VanBrakle Prothro |
| Memphis Record | 8-43 (2nd Season) |
| Overall Record | 65-97 (5th Season) |

FAST FACTS

- The Tigers are ranked No. 14 in the USA Today/ NFCA Division I Softball Poll, and No. 15 in the ESPN/USA Softball Poll to open the 2024 season.
- Head Coach Beth Torina has coached the most games by a female head coach in LSU history. She has now coached 712 games and counting.
- Torina is in her 13th season at the helm of LSU softball and has coached the Tigers to four Women's College World Series appearances, including three-straight, one of two teams (UCLA) in the nation to accomplish that feat from 2015-17.
- Coach Torina is eight wins shy of reaching 500 career wins at LSU, making her the second head coach in program history to reach that achievement.
- Assistant Coach Bryce Neal joins the LSU Softball staff after helping lead Louisville to a NCAA Tournament appearance in 2023.
- LSU returns 18 players from the 2023 roster, and features two All-Americans, a two-time Gold Glove winner, five 2023 NFCA South All-Region First Team selections and six All-SEC honorees.
- The Tigers were the No. 10 overall season in the 2023 NCAA Tournament and reached the dance for the 17th consecutive season.
- LSU holds a combined record of 44-1 against Memphis, Nicholls and Pittsburgh. The Tigers are 37-1 versus Nicholls, 6-0 versus Memphis and 1-0 against Pittsburgh.
- Of the 54-game regular season, LSU will be featured in 15 televised contests, including three airing from Tiger Park.
- The Tigers are 23-4 in home openers since 1997 and are currently on a nine-game winning streak in such games.



Nicholls

| | |
|-----------------|--------------------|
| 2024 Record | 0-0 |
| Head Coach | Justin Lewis |
| Nicholls Record | 41-62 (3rd Season) |
| Overall Record | Same |



Pittsburgh

| | |
|----------------|-------------------------|
| 2024 Record | 0-0 |
| Head Coach | Jenny Allard |
| Pitt Record | 0-0 (1st Season) |
| Overall Record | 688-518-4 (29th Season) |

- LSU is picked to finish third in the SEC and features four Tigers on the Preseason All-SEC Team, including Sydney Berzon, Ciara Briggs, Danieca Coffey and Taylor Pleasants.
- Sydney Berzon was named a NFCA All-American last season, becoming LSU's first freshman All-American pitcher since Carley Hoover in 2015. Berzon held a 14-8 record in the circle with a 1.91 ERA and had 127 strikeouts (No. 10 in SEC).
- Outfielder Ciara Briggs is the only two-time back-to-back Gold Glove winner in softball history and made the 2023 NFCA South All-Region First Team.
- Taylor Pleasants - a 2021 NFCA All-American - earned a spot on the 2023 NFCA South All-Region Team despite battling injury throughout the season.
- Danieca Coffey was placed on the 2023 NFCA South All-Region First Team after leading the team with a .392 batting average and 74 hits.
- Alli Newland turned in an impressive 2023 campaign that landed her on the 2023 NFCA South All-Region and All-SEC first-teams. In SEC games alone last season, Newland led the Tigers with a .419 batting average 31 hits, 18 runs, 16 RBIs
- LSU welcomes eight newcomers, including two transfers in utility pitcher Kelley Lynch (Washington) and pitcher Tatum Clopton (Oklahoma State). Lynch was a 2023 NFCA Pacific All-Region selection.
- The 2024 roster includes six graduate students, including three LSU graduates in Briggs, Raeleen Gutierrez and Pleasants.

2024 QUICK FACTS

SOFTBALL STAFF

| | |
|-------------------------|---------------------------|
| Head Coach | Beth Torina |
| Alma Mater, Year | Florida, 2000 |
| Record at LSU (Seasons) | 492-220 (13) |
| Career Record (Seasons) | 621-331 (17) |
| Year at LSU | 13th Season |
| Year in Career | 17th Season |
| Assistant Coach | Howard Dobson |
| Alma Mater, Year | McNeese State, 1997 |
| Year at LSU | 13th Season |
| Assistant Coach | Bryce Neal |
| Alma Mater, Year | Arkansas-Fort Smith, 2015 |
| Year at LSU | 1st Season |
| Volunteer Coach | Sandra Simmons |
| Alma Mater, Year | LSU, 2016 |
| Year at LSU | 6th Season |
| Video Coordinator | Matt Karin |
| Alma Mater, Year | Alabama, 2016 |
| Year at LSU | 8th Season |
| Director of Operations | Quinlan Duhon |
| Alma Mater, Year | LSU, 2008 |
| Year at LSU | 15th Season |

TEAM INFORMATION

| | |
|--|-------------|
| 2023 Overall Record | 42-17 |
| 2023 SEC Record (Finish) | 13-11 (6th) |
| 2023 SEC Tournament Finish | First Round |
| 2023 Postseason | Regionals |
| 2023 Final Ranking (NFCA/USA Softball) | 16/20 |
| Starters Returning/Lost | 8/2 |
| Pitchers Returning/Lost | 4/2 |
| Newcomers | 8 |

PROGRAM HISTORY

| | |
|--|------------------------------------|
| All-Time Record | 1304-510-1 (.722) |
| AIAW Record (1979-1982) | 69-68 (.503) |
| NCAA Record (1997-2023) | 1235-442-1 (.736) |
| All-Time SEC Record | 463-229-1 (.668) |
| SEC Western Division Titles | 9 |
| Seasons | 1997-2002, 2004, 2007, 2013 |
| SEC Regular Season Titles | 5 |
| Seasons | 1999, 2000, 2001, 2002, 2004 |
| All-Time SEC Tournament Record | 45-26 (.633) |
| SEC Tournament Titles | 5 |
| Seasons | 1999, 2001-2002, 2004, 2007 |
| NCAA Tournament Record | 83-56 (.597) |
| NCAA Tournament Appearances | 24 |
| Seasons | 1998-2004, 2006-2019, 2021-2023 |
| Women's College World Series Appearances | 6 |
| Seasons | 2001, 2004, 2012, 2015, 2016, 2017 |

UNIVERSITY

| | |
|-----------------------------|-----------------------------------|
| Location | Baton Rouge, La. |
| Founded | 1860 |
| Enrollment | 35,633 |
| Nickname | Tigers or Fighting Tigers |
| Colors | Purple (PMS 268) & Gold (PMS 123) |
| Mascot | Mike (Bengal tiger) |
| Conference | Southeastern |
| President | William F. Tate IV |
| NCAA Faculty Representative | Dr. Lori Martin |

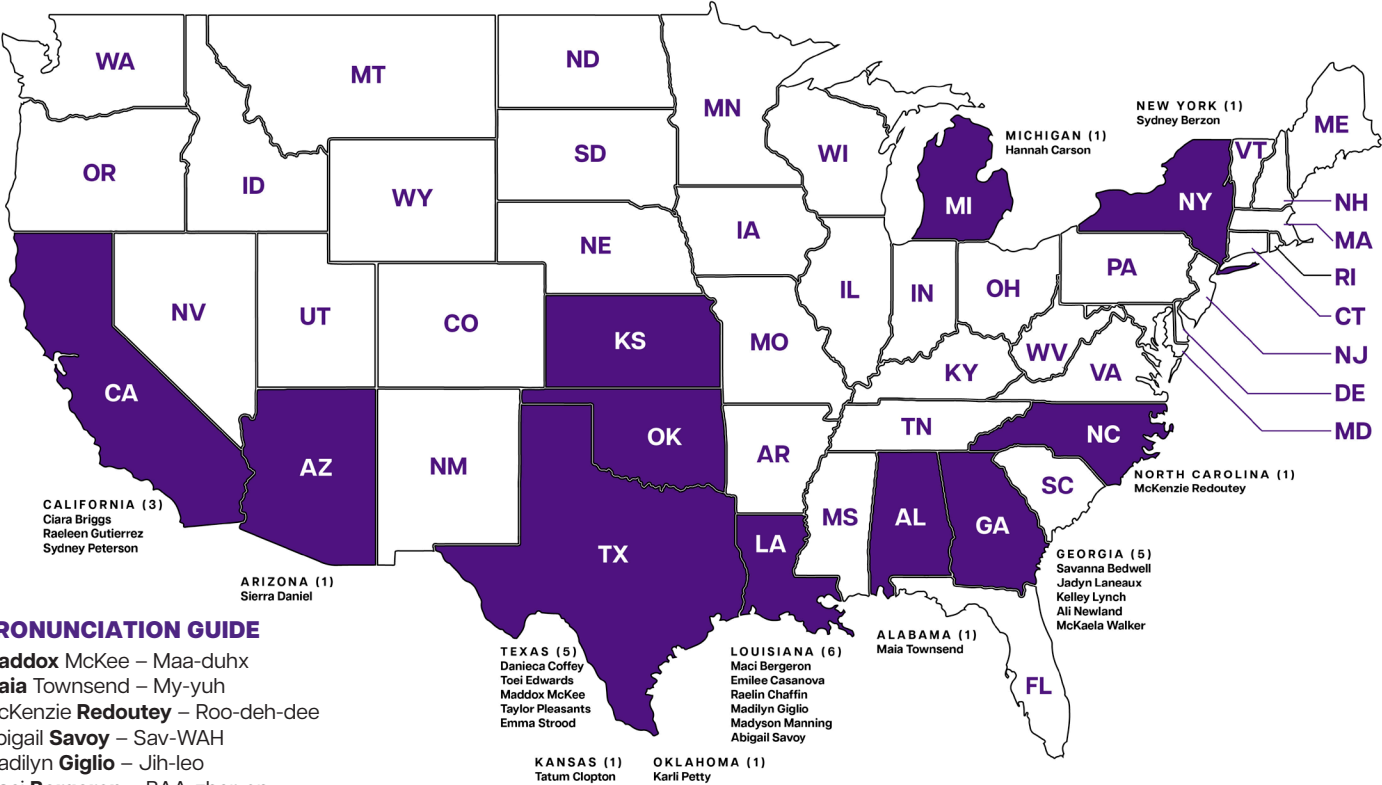


2024 ROSTER

NUMERICAL

| NO. | NAME | POS. | H-T | B-T | CL.-EXP.-LETTERS | HOMETOWN (PREVIOUS SCHOOL) |
|-----|-------------------|-------|------|-----|------------------|---|
| 1 | Sydney Peterson | INF | 5-5 | R-R | R-So.-1L | Stockton, Calif. (Franklin HS) |
| 2 | Maddox McKee | UTL | 5-4 | L-R | Fr.-HS | Montgomery, Texas (Lake Creek HS) |
| 3 | Maia Townsend | OF | 5-9 | L-R | So.-1L | Morris, Ala. (Mortimer Jordan HS) |
| 4 | McKenzie Redoutey | OF | 5-6 | L-L | Jr.-2L | Franklin, N.C. (Franklin HS) |
| 5 | Emma Strood | P/UTL | 6-0 | R-R | So.-1L | League City, Texas (Clear Springs HS) |
| 6 | Abigail Savoy | INF | 5-8 | L-L | So.-1L | Branch, La. (Notre Dame HS) |
| 9 | Madilyn Giglio | OF | 5-3 | L-R | Jr.-2L | Metairie, La (Mount Carmel Academy) |
| 10 | Emilee Casanova | P | 6-2 | R-R | R-Jr.-2L | Amite, La. (Oak Forest Academy) |
| 12 | Maci Bergeron | C | 5-4 | R-R | So.-1L | Rayne, La. (Notre Dame HS) |
| 13 | Danieca Coffey | INF | 5-6 | L-R | Sr.-3L | Richwood, Texas (Angelton HS) |
| 14 | Karli Petty | INF | 5-6 | L-R | Gr.-1L | Moore, Okla. (Oklahoma State) |
| 15 | Jadyn Laneaux | OF | 5-10 | L-R | Fr.-HS | Marietta, Ga. (Pope HS) |
| 16 | Savanna Bedell | UTL | 5-8 | L-L | Fr.-HS | Columbus, Ga. (Northside HS) |
| 17 | Taylor Pleasants | INF | 6-0 | L-R | Gr.-3L | Houston, Texas (J. Frank Dobie HS) |
| 18 | Tatum Clopton | P | 5-10 | L-R | R-So.-TR | Lawrence, Kan. (Oklahoma State) |
| 20 | Hannah Carson | C | 5-6 | L-R | Gr.-1L | Weidman, Mich. (Michigan) |
| 22 | Madyson Manning | INF | 5-9 | R-R | Fr.-HS | West Monroe, La. (West Monroe HS) |
| 23 | Sierra Daniel | UTL | 5-4 | L-R | Fr.-HS | Chandler, Ariz. (Seton Catholic Preparatory HS) |
| 27 | McKaela Walker | INF | 5-3 | R-R | So.-1L | Marietta, Ga. (Marietta HS) |
| 29 | Sydney Berzon | P | 6-0 | R-R | So.-1L | Buffalo, N.Y. (Baylor HS) |
| 34 | Raelin Chaffin | P | 5-6 | R-R | Jr.-2L | Bossier City, La. (Airline HS) |
| 37 | Kelley Lynch | P/UTL | 5-9 | R-R | Gr.-TR | Newnan, Ga. (Washington) |
| 42 | Tori Edwards | UTL | 5-11 | R-R | Fr.-HS | Flower Mound, Texas (Edward S. Marcus HS) |
| 44 | Ali Newland | OF/C | 5-4 | L-R | Sr.-3L | Bremen, Ga. (Bremen HS) |
| 55 | Raeleen Gutierrez | UTL | 5-10 | L-L | Gr.-3L | Upland, Calif. (St. Lucy's Priory HS) |
| 88 | Ciara Briggs | OF | 5-5 | L-R | Gr.-3L | Yorba Linda, Calif. (Orange Lutheran HS) |

TIGERS BY STATE



PRONUNCIATION GUIDE

Maddox McKee – Maa-duhx
Maia Townsend – My-yuh
McKenzie Redoutey – Roo-deh-dee
Abigail Savoy – Sav-WAH
Madilyn Giglio – Jih-leo
Maci Bergeron – BAA-zher-on
Danieca Coffey – Dan-eh-kuh
Jadyn Laneaux – Leh-no
Savanna Bedell – Beh-dell
McKaela Walker – Muh-KAY-luh
Raelin Chaffin – Chay-fin
Raeleen Gutierrez – Goo-tee-eh-rez
Beth Torina – tohr-REE-na

THE TORINA FILE



Career Record: 621-331
Record at LSU: 492-220
Record at FIU: 129-111

Head Coach – LSU

| Year | Record |
|------|--------|
| 2012 | 40-25 |
| 2013 | 42-16 |
| 2014 | 38-24 |
| 2015 | 52-14 |
| 2016 | 52-18 |
| 2017 | 48-22 |
| 2018 | 45-17 |

| Year | Record |
|------|--------|
| 2019 | 43-19 |
| 2020 | 21-3 |
| 2021 | 35-22 |
| 2022 | 34-23 |
| 2023 | 42-17 |
| 2024 | 0-0 |

Head Coach – FIU

| Year | Record |
|------|--------|
| 2011 | 31-27 |
| 2010 | 38-21 |
| 2009 | 31-29 |
| 2008 | 29-34 |

| YEARS | SCHOOL | NOTES |
|--------------|---|--|
| 2012-Present | LSU Head Coach | Nine NCAA Regionals, 2012, 2015, 2016, 2017 Women's College World Series |
| 2008-11 | Florida International University Head Coach | 2010 NCAA Regionals |
| 2003-07 | University of Houston Assistant Coach | Two NCAA Regionals, 2007 Conference USA Champions |
| 2000-02 | Stetson University Assistant Coach | 2001 Atlantic Sun Regular Season Champions |
| 1997-2000 | University of Florida pitcher | 1998 SEC Championship Team |

TORINA VS. OPPONENTS

| Opponent | LSU | FIU | Totals |
|---------------------------|-------|------|--------|
| Alabama | 12-16 | 0-2 | 12-18 |
| Alcorn State | 1-0 | 0-0 | 1-0 |
| Arizona | 4-3 | 0-0 | 4-3 |
| Arizona State | 3-2 | 0-1 | 3-3 |
| Arkansas | 17-7 | 1-1 | 18-8 |
| Auburn | 12-11 | 0-1 | 12-12 |
| Ball State | 1-0 | 0-1 | 1-1 |
| Baylor | 3-1 | 0-2 | 3-3 |
| Belmont | 2-0 | 0-0 | 2-0 |
| Bethune-Cookman | 2-0 | 3-0 | 5-0 |
| Bradley | 0-0 | 0-1 | 0-1 |
| Boston College | 0-0 | 1-0 | 1-0 |
| Boston University | 1-0 | 1-1 | 2-1 |
| Bucknell | 2-0 | 0-0 | 2-0 |
| Buffalo | 1-0 | 0-0 | 1-0 |
| BYU | 5-0 | 0-0 | 5-0 |
| Campbell | 2-0 | 0-0 | 2-0 |
| California | 1-2 | 0-0 | 1-2 |
| Cal Poly | 1-0 | 0-0 | 1-0 |
| Cal State Fullerton | 2-1 | 0-1 | 2-2 |
| Cal State Northridge | 2-0 | 0-0 | 2-0 |
| Central Arkansas | 11-1 | 0-0 | 11-1 |
| Central Connecticut State | 3-0 | 0-0 | 3-0 |
| Colorado State | 1-0 | 0-0 | 1-0 |
| Columbia | 0-0 | 1-0 | 1-0 |
| Connecticut | 1-0 | 2-0 | 3-0 |
| Creighton | 0-0 | 0-1 | 0-1 |
| DePaul | 0-1 | 0-1 | 0-2 |
| Drake | 2-0 | 0-1 | 2-1 |
| Duke | 0-1 | 0-0 | 0-1 |
| East Tennessee State | 0-0 | 0-1 | 0-1 |
| Eastern Illinois | 1-0 | 2-0 | 3-0 |
| Eastern Michigan | 0-0 | 1-0 | 1-0 |
| Fairfield | 1-0 | 0-0 | 1-0 |
| Florida | 8-19 | 1-4 | 9-23 |
| Florida A&M | 2-0 | 0-0 | 2-0 |
| Florida Atlantic | 5-0 | 7-5 | 12-5 |
| Florida Gulf Coast | 0-0 | 7-3 | 7-3 |
| Florida State | 5-6 | 0-2 | 5-8 |
| Fordham | 1-0 | 0-2 | 1-2 |
| Fresno State | 1-0 | 0-0 | 1-0 |
| George Washington | 2-0 | 3-0 | 5-0 |
| Georgetown | 0-0 | 1-0 | 1-0 |
| Georgia | 16-9 | 0-1 | 16-10 |
| Georgia Southern | 4-0 | 0-0 | 4-0 |
| Georgia Tech | 1-0 | 2-0 | 3-0 |
| Hampton | 1-0 | 0-0 | 1-0 |
| Harvard | 0-1 | 1-2 | 1-3 |
| Hofstra | 3-1 | 0-0 | 3-1 |
| Houston | 1-0 | 0-0 | 1-0 |
| Illinois | 2-1 | 0-3 | 2-4 |
| Illinois-Chicago | 1-0 | 1-0 | 2-0 |
| Illinois State | 7-0 | 1-1 | 8-1 |
| Indiana | 0-1 | 2-0 | 2-1 |
| Iowa | 2-0 | 0-1 | 2-1 |
| Iowa State | 1-0 | 0-0 | 1-0 |
| Jacksonville | 0-0 | 1-0 | 1-0 |
| Jackson State | 1-0 | 0-0 | 1-0 |
| James Madison | 2-1 | 0-0 | 2-1 |
| Kansas | 2-0 | 0-0 | 2-0 |
| Kentucky | 9-16 | 0-1 | 9-17 |
| Kent St. | 1-0 | 0-0 | 1-0 |
| Lamar | 2-0 | 0-0 | 2-0 |
| Liberty | 2-0 | 0-0 | 2-0 |
| Longwood | 2-0 | 0-0 | 2-0 |
| Long Beach State | 2-0 | 1-0 | 3-0 |
| Long Island | 1-0 | 3-0 | 4-0 |
| Louisiana-Lafayette | 12-9 | 4-11 | 16-20 |
| Louisiana-Monroe | 8-0 | 10-4 | 18-4 |
| Louisiana Tech | 11-0 | 0-0 | 11-0 |
| Louisville | 1-1 | 0-1 | 1-2 |
| Loyola Marymount | 1-1 | 1-0 | 2-1 |
| Massachusetts | 1-0 | 0-2 | 1-2 |
| McNeese State | 17-2 | 0-0 | 17-2 |
| Memphis | 4-0 | 1-0 | 5-0 |
| Michigan | 4-4 | 0-0 | 4-4 |
| Michigan State | 0-0 | 2-1 | 2-1 |
| Middle Tennessee | 0-0 | 12-2 | 12-2 |
| Minnesota | 1-4 | 0-0 | 1-4 |
| Mississippi State | 19-7 | 0-0 | 19-7 |
| Mississippi Valley State | 2-0 | 0-0 | 2-0 |
| Missouri | 14-10 | 0-3 | 14-13 |
| Monmouth | 1-0 | 0-0 | 1-0 |
| Murray State | 1-0 | 0-0 | 1-0 |
| Nebraska | 2-0 | 0-0 | 2-0 |
| Nevada | 1-0 | 0-1 | 1-1 |
| New Mexico | 2-0 | 0-2 | 2-2 |
| New Mexico State | 1-0 | 0-0 | 1-0 |
| Nicholls | 11-0 | 0-0 | 11-0 |
| Northwestern | 2-0 | 0-0 | 2-0 |
| Northwestern State | 7-0 | 0-0 | 7-0 |
| North Carolina | 1-1 | 0-2 | 1-3 |
| North Carolina State | 6-0 | 1-0 | 7-0 |
| North Dakota | 2-0 | 0-0 | 2-0 |
| North Dakota State | 1-1 | 0-0 | 1-1 |
| North Florida | 1-0 | 4-0 | 5-0 |
| North Texas | 0-0 | 8-6 | 8-6 |
| Notre Dame | 2-1 | 0-0 | 2-1 |
| Ohio | 1-0 | 0-0 | 1-0 |
| Ohio State | 3-0 | 1-2 | 4-2 |
| Oklahoma | 2-6 | 0-0 | 2-6 |
| Oklahoma State | 8-3 | 0-0 | 8-3 |
| Ole Miss | 16-9 | 0-0 | 16-9 |
| Omaha | 1-0 | 0-0 | 1-0 |
| Oregon | 0-5 | 0-0 | 0-5 |
| Oregon State | 4-0 | 1-1 | 5-1 |
| Pacific | 2-1 | 0-0 | 2-1 |
| Pittsburgh | 0-0 | 0-3 | 0-3 |
| Penn State | 4-3 | 2-1 | 6-4 |
| Purdue | 4-0 | 0-0 | 4-0 |
| Prairie View A&M | 1-0 | 0-0 | 1-0 |
| Providence | 0-0 | 3-0 | 3-0 |
| Quinnipiac | 0-0 | 2-1 | 2-1 |
| Radford | 0-0 | 1-0 | 1-0 |
| Robert Morris | 0-0 | 1-0 | 1-0 |
| Rutgers | 0-0 | 0-1 | 0-1 |
| Samford | 3-0 | 0-0 | 3-0 |
| Sam Houston State | 2-0 | 0-0 | 2-0 |
| San Diego State | 1-1 | 0-0 | 1-1 |
| San Jose State | 2-0 | 0-1 | 2-1 |
| Stephen F. Austin | 6-0 | 0-0 | 6-0 |
| St. John's | 0-0 | 0-1 | 0-1 |
| St. Joseph's | 0-0 | 0-1 | 0-1 |
| South Alabama | 10-2 | 6-7 | 16-9 |
| South Carolina | 19-6 | 0-0 | 19-6 |
| South Florida | 1-0 | 0-0 | 1-0 |
| Southeast Missouri | 1-0 | 0-0 | 1-0 |
| Southeastern Louisiana | 8-0 | 0-0 | 8-0 |
| Southern Illinois | 0-0 | 1-0 | 1-0 |
| Southern Utah | 1-0 | 0-0 | 1-0 |
| SIU | 1-0 | 0-0 | 1-0 |
| Southern Miss | 5-0 | 0-0 | 5-0 |
| Stanford | 1-1 | 0-0 | 1-1 |
| Stetson | 0-0 | 4-1 | 4-1 |
| Syracuse | 1-0 | 1-0 | 2-0 |
| Temple | 0-0 | 1-0 | 1-0 |
| Tennessee | 9-16 | 0-0 | 9-16 |
| Tennessee State | 1-0 | 0-0 | 1-0 |
| Tennessee Tech | 2-0 | 2-0 | 2-0 |
| Texas | 3-5 | 0-0 | 3-5 |
| Texas-Arlington | 1-0 | 1-1 | 2-1 |
| Texas A&M-CC | 2-0 | 1-0 | 3-0 |
| Texas A&M | 16-8 | 0-0 | 16-8 |
| Texas State | 1-0 | 0-0 | 1-0 |
| Texas Southern | 1-0 | 0-0 | 1-0 |
| Texas Tech | 6-1 | 0-0 | 6-1 |
| Troy | 5-1 | 6-7 | 11-8 |
| Tulsa | 3-1 | 0-0 | 3-1 |
| UCF | 1-0 | 2-2 | 3-2 |
| UCLA | 2-3 | 0-1 | 2-4 |
| UC Santa Barbara | 1-0 | 0-0 | 1-0 |
| UNLV | 1-0 | 0-0 | 1-0 |
| USC Upstate | 1-0 | 0-0 | 1-0 |
| Utah | 2-1 | 0-0 | 2-1 |
| Utah State | 1-0 | 0-0 | 1-0 |
| Virginia | 2-0 | 0-0 | 2-0 |
| Virginia Tech | 0-0 | 0-1 | 0-1 |
| Washington | 3-3 | 0-0 | 3-3 |
| Western Kentucky | 1-0 | 7-5 | 8-5 |
| Western Michigan | 0-0 | 1-0 | 1-0 |
| Wichita State | 1-0 | 0-0 | 1-0 |
| Wisconsin | 0-0 | 0-1 | 0-1 |

TIGERS IN THE POLLS

USA Today/NFCA Coaches Poll (1/30/23)

| Rank | Team (1st Votes) | Points | Record | Previous |
|-----------|------------------|------------|------------|-----------|
| 1 | Oklahoma (32) | 800 | 0-0 | 1 |
| 2 | Tennessee | 731 | 0-0 | 3 |
| 3 | Florida State | 729 | 0-0 | 2 |
| 3 | Stanford | 729 | 0-0 | 4 |
| 5 | Clemson | 579 | 0-0 | 9 |
| 6 | Georgia | 562 | 0-0 | 14 |
| 7 | Washington | 550 | 0-0 | 5 |
| 8 | Texas | 536 | 0-0 | 11 |
| 9 | Oklahoma State | 522 | 0-0 | 6 |
| 10 | UCLA | 515 | 0-0 | 13 |
| 11 | Duke | 470 | 0-0 | 10 |
| 12 | Alabama | 423 | 0-0 | 7 |
| 13 | Utah | 383 | 0-0 | 8 |
| 14 | LSU | 368 | 0-0 | 16 |
| 15 | Oregon | 360 | 0-0 | 15 |
| 16 | Arkansas | 334 | 0-0 | 16 |
| 17 | Florida | 252 | 0-0 | 21 |
| 18 | Nebraska | 245 | 0-0 | RV |
| 19 | Auburn | 207 | 0-0 | 20 |
| 20 | Northwestern | 203 | 0-0 | 12 |
| 21 | Louisiana | 189 | 0-0 | 18 |
| 22 | Baylor | 173 | 0-0 | 22 |
| 23 | South Carolina | 129 | 0-0 | 25 |
| 24 | San Diego State | 97 | 0-0 | 19 |
| 25 | Kentucky | 79 | 0-0 | 24 |

Receiving Votes: Virginia Tech (78), Texas A&M (60), Wichita State (49), Liberty (24), California (6), Arizona (5), Boston University (5), McNeese State (5), Miami University (2), Charlotte (1).

ESPN.com/USA Softball Poll (1/23/24)

| Rank | Team (1st Votes) | 2023 Record | Points | Final 2023 Rank |
|------------|------------------|--------------|------------|-----------------|
| 1. | Oklahoma (25) | 61-1 | 625 | 1 |
| 2. | Tennessee | 51-10 | 557 | 4 |
| 3. | Stanford | 47-15 | 546 | 3 |
| 4. | Florida State | 58-11 | 530 | 2 |
| 5. | Texas | 45-15-1 | 496 | 11 |
| 6. | Georgia | 42-15 | 470 | 12 |
| 7. | Clemson | 49-12 | 468 | 9 |
| 8. | UCLA | 52-7 | 405 | 15 |
| 9. | Duke | 48-12 | 401 | 10 |
| 10. | Washington | 44-15 | 393 | 5 |
| 11. | Oklahoma State | 47-16 | 346 | 6 |
| 12. | Arkansas | 40-19 | 306 | 17 |
| 13. | Oregon | 38-17 | 299 | 14 |
| 14. | Alabama | 45-22 | 280 | 7 |
| 15. | LSU | 42-17 | 267 | 20 |
| 16. | Utah | 42-16 | 265 | 8 |
| 17. | Nebraska | 36-22 | 252 | RV |
| 18. | Florida | 38-22 | 191 | 21 |
| 19. | Baylor | 40-18 | 170 | 22 |
| 20. | Auburn | 43-19 | 160 | 19 |
| 21. | Louisiana | 50-16 | 133 | 16 |
| 22. | South Carolina | 40-22 | 129 | 23 |
| 23. | Virginia Tech | 39-20 | 106 | 24 |
| 24. | Texas A&M | 35-21 | 91 | RV |
| 25. | Northwestern | 42-13 | 84 | 13 |

Receiving Votes: San Diego State (48), Kentucky (32), UCF (23), Arizona (10), Missouri (9), Wichita State (9), McNeese (8), Notre Dame (7), Arizona State (6), Liberty (6), Indiana (4), Miami-OH (4), Minnesota (3), Mississippi State (3), Ole Miss (2), Central Arkansas (1), Michigan (1), North Texas (1)

10 – SEC, 4 – ACC, 4 – Big 12, 4 – Pac-12, 2 – Big 10, 1 – Sunbelt

D1Softball Preseason Top 25 Poll (1/16/24)

| Rank | Team | 2023 Record | Previous |
|-----------|-----------------|--------------|-----------|
| 1 | Oklahoma | 61-1 | 1 |
| 2 | Stanford | 47-15 | 3 |
| 3 | Tennessee | 51-10 | 6 |
| 4 | Florida State | 58-11 | 4 |
| 5 | Texas | 45-15-1 | 8 |
| 6 | Georgia | 42-15 | 16 |
| 7 | Clemson | 49-12 | 14 |
| 8 | Duke | 48-12 | 10 |
| 9 | UCLA | 52-7 | 2 |
| 10 | Washington | 44-15 | 12 |
| 11 | Alabama | 45-22 | 13 |
| 12 | Oklahoma State | 47-16 | 5 |
| 13 | Nebraska | 36-22 | 36 |
| T14 | Oregon | 38-17 | 17 |
| T14 | Utah | 42-16 | 15 |
| 16 | Baylor | 40-18 | 22 |
| 17 | LSU | 42-17 | 11 |
| 18 | Arkansas | 40-19 | 18 |
| 19 | Auburn | 43-19 | 19 |
| 20 | Florida | 38-22 | 24 |
| 21 | Louisiana | 50-16 | 9 |
| 22 | South Carolina | 40-22 | 30 |
| 23 | San Diego State | 39-17 | 27 |
| 24 | Northwestern | 42-13 | 7 |
| 25 | Texas A&M | 35-21 | 26 |

Softball America Poll (1/11/24)

| Rank | Team | 2023 Record | Previous |
|-----------|-----------------|--------------|------------|
| 1 | Oklahoma | 61-1 | N/A |
| 2 | Tennessee | 51-10 | N/A |
| 3 | Florida State | 58-11 | N/A |
| 4 | Stanford | 47-15 | N/A |
| 5 | Clemson | 49-12 | N/A |
| 6 | Georgia | 42-15 | N/A |
| 7 | Texas | 45-15-1 | N/A |
| 8 | Arkansas | 40-19 | N/A |
| 9 | Duke | 48-12 | N/A |
| 10 | UCLA | 52-7 | N/A |
| 11 | Baylor | 40-18 | N/A |
| 12 | LSU | 42-17 | N/A |
| 13 | Utah | 41-16 | N/A |
| 14 | Oklahoma State | 47-16 | N/A |
| 15 | Nebraska | 36-22 | N/A |
| 16 | Oregon | 38-17 | N/A |
| 17 | South Carolina | 40-22 | N/A |
| 18 | Virginia Tech | 39-20 | N/A |
| 19 | Texas A&M | 35-21 | N/A |
| 20 | Auburn | 43-19 | N/A |
| 21 | Alabama | 45-22 | N/A |
| 22 | Washington | 44-15 | N/A |
| 23 | Louisiana | 50-16 | N/A |
| 24 | Florida | 38-22 | N/A |
| 25 | San Diego State | 39-17 | N/A |

LSU's RECORD WHEN....

| WIN-LOSS SUMMARY | OVERALL |
|---------------------------|---------|
| Overall | 0-0 |
| Non-Conference | 0-0 |
| SEC | 0-0 |
| SEC Tournament | 0-0 |
| NCAA Tournament | 0-0 |
| Home | 0-0 |
| Away | 0-0 |
| Neutral | 0-0 |
| vs. Top 10 | 0-0 |
| vs. Top 25 | 0-0 |
| Louisiana Teams | 0-0 |
| Day Games | 0-0 |
| Night Games | 0-0 |
| February | 0-0 |
| March | 0-0 |
| April | 0-0 |
| May | 0-0 |
| Sunday | 0-0 |
| Monday | 0-0 |
| Tuesday | 0-0 |
| Wednesday | 0-0 |
| Thursday | 0-0 |
| Friday | 0-0 |
| Saturday | 0-0 |
| RHP Starter | 0-0 |
| LHP Starter | 0-0 |
| Shutouts | 0-0 |
| Run-rule Games | 0-0 |
| Extra-inning Games | 0-0 |
| One-run Games | 0-0 |
| Two-run Games | 0-0 |
| Five-run + Games | 0-0 |
| Scored 0-2 Runs | 0-0 |
| Scored 3-5 Runs | 0-0 |
| Scored 6-9 Runs | 0-0 |
| Scored 10 + Runs | 0-0 |
| Opp. Scored 0-2 Runs | 0-0 |
| Opp. Scored 3-5 Runs | 0-0 |
| Opp. Scored 6-9 Runs | 0-0 |
| Opp. Scored 10 + Runs | 0-0 |
| Scored in 1st Inning | 0-0 |
| Opp. Scored in 1st Inning | 0-0 |
| Scored First | 0-0 |
| Opp. Scored First | 0-0 |
| Leading after 5 Innings | 0-0 |
| Trailing after 5 Innings | 0-0 |
| Tied after 5 Innings | 0-0 |
| Leading after 6 Innings | 0-0 |
| Trailing after 6 Innings | 0-0 |
| Tied after 6 Innings | 0-0 |
| Out-hit Opp. | 0-0 |
| Out-hit by Opp. | 0-0 |
| Hits are Tied | 0-0 |

NEWS AND NOTES

The Series

LSU boasts a 37-1 all-time record against Nicholls and are on a 33-game winning streak. The Tigers hold a 24-1 record in home games against Nicholls with the lone loss in the series happening in 1998.

The Tigers have a 7-0 record against the 2024 LSU Invitational field which includes a 6-0 record against Memphis and a 1-0 mark against Pittsburgh.

All of the games in the LSU-Memphis series have been played in Baton Rouge. The clubs last met in the 2019 LSU Invitational when the Tigers shutout Memphis, 4-0 on Feb. 22, 2019. The first meeting in the series was a 3-1 LSU win on Feb. 9, 2007.

The lone meeting between LSU and Pittsburgh was a 4-0 victory for the Tigers at the 2011 Purple and Gold Challenge on March 4, 2011.

Home Cooking

The Tigers are 23-4 in home opening games since 1997 and are riding a nine-game winning streak in such games. In those nine games, five have resulted in a run-rule.

Tigers in the Polls

LSU is ranked No. 14 in the USA Today/NFCA Division I Softball Poll and No. 15 in the ESPN.com/USA Softball Top 25 Poll. LSU is also ranked No. 12 in Softball America's Preseason Poll and No. 17 in the D1Softball Top 25 Preseason Poll.

The 2024 Schedule

LSU's 54-game schedule features 17 opponents who played in the 2023 NCAA Tournament, including three teams in Oklahoma State, Tennessee and Washington who reached the 2023 Women's College World Series.

The Tigers will participate in four tournaments, three hosted at Tiger Park, seven midweek games, including the seasons opener versus Nicholls (Feb. 8), and one three-game series to make up a 30-game non-conference schedule.

After opening the season against Nicholls, LSU will host the LSU Invitational Feb. 9-11 at Tiger Park featuring Memphis and Pittsburgh. The Tigers will play five games at the 2024 Shriners Children's Clearwater Invitational in Clearwater, Fla., featuring four 2023 NCAA Tournament participants and two WCWS teams (Oklahoma State and Washington). LSU will then host the Tiger Classic (Feb. 22-25) and the Purple & Gold Challenge (March 1-3). Austin Peay, Boise State and Houston will play in the Tiger Classic and Illinois, Louisiana Tech, McNeese and San Diego State will play in the Purple & Gold Challenge.

LSU will have 24 SEC contests, beginning with a three-game at Kentucky on March 8-10. The Tigers' SEC home opening series is slated for March 16-18 against Ole Miss. LSU will also host Texas A&M (March 28-30), Auburn (April 12-14) and Arkansas (April 26-28). LSU will travel for series at Missouri (March 22-24), Florida (April 6-8) and Tennessee (April 19-21).

The SEC Tournament will be May 7-11 in Auburn, Ala.

Tigers On TV

LSU will have 14 televised games during the 2024 season. Eight games will be in SEC play and six will be in the non-conference portion of the schedule.

Nine of the Tigers tv matchups will air on SEC Network, three on ESPN2 and one on ESPN and ESPNU. Three contest will air from Tiger Park, eight will be SEC road games for LSU and three will be played at a neutral site.

Highlighted on the tv schedule is LSU's ESPN game at Florida at 5 p.m. CT on Saturday, April 6.

Staff Additions for the Tigers

The LSU coaching staff has promoted former LSU standout player Sandra [Simmons] Moton to Assistant Coach after serving as the volunteer coach since 2019.

LSU also adds Bryce Neal to the family who comes to Baton Rouge after spending the 2022 and 2023 seasons at Louisville as an Assitant Coach.

Coach Torina and Assistant Coach Howard Dobson are both in their 13th season with the Tigers.

A Quick 2023 Recap

LSU finished the 2023 season with a 42-17 record, marking the eighth time the program has reached 40 or more wins under Coach Torina, and the first time since 2019. The Tigers earned the No. 10 overall seed in the 2023 NCAA Tournament, marking the program's 17th consecutive tournament appearance and 24th overall. LSU fell in the Baton Rouge Regional to UL-Lafayette, but led the SEC with 489 hits with a .312 batting average that ranked No. 3 in the conference. LSU's batting average and .393 on-base percentage both ranked No. 5 in the LSU single-season record book.

In the circle, the Tigers' pitching staff had a 2.09 ERA which wa No. 3 in the SEC and the defense featured a .975 fielding percentage ranking. No. 2 in the record book, and had the fewest errors at 41 in the program's record book.

A Living Legend

Head Coach Beth Torina is eight wins shy from reaching 500 wins at LSU which would make her the second LSU Softball Head Coach to reach 500 wins. Torina is 34 wins away from becoming the program's most winningest coach. She currently trails LSU Hall of Famer Yvette Girouard who has 526 wins at LSU in 11 seasons (2001-2011).

Four WCWS Trips Under Torina

The LSU softball program has advanced to the Women's College World Series (WCWS) four times under Torina. LSU and UCLA were the only programs that advanced to Oklahoma City during three-consecutive seasons (2015-2017). LSU last appeared in the WCWS in 2017.

NEWS AND NOTES

Strength of Schedule

The Tigers have played a Top 10 strength of schedule every year under Coach Torina. LSU had the nation's second toughest schedule in 2021 and 2014. The Tigers had a No. 5 strength of schedule in 2023.

LSU Strength of Schedule Rankings (selections/final)

2023 - No. 5
2022 - No. 3
2021 - No. 2
2020 - N/A (Covid-19)
2019 - No. 7
2018 - No. 10
2017 - No. 5
2016 - No. 9
2015 - No. 3
2014 - No. 2
2013 - No. 6
2012 - No. 7

SEC Preseason Coaches' Poll, All-SEC Preseason Team

The LSU Tigers have been picked to finish third in the 2024 SEC Softball Preseason Coaches' Poll and has four players in Sydney Berzon, Ciara Briggs, Danieca Coffey and Taylor Pleasants listed on the 2024 Preseason All-SEC Softball Team.

Tennessee, the reigning SEC Champions, are the favorites to repeat with 137 points, but followed closely by Georgia with 136 points. Both Tennessee and Georgia received six first place votes, while Florida picked up one vote.

| Place | Team | Points |
|-------|-------------------|------------|
| 1. | Tennessee (6) | 137 |
| 2. | Georgia (6) | 136 |
| 3. | LSU | 106 |
| 4. | Arkansas | 103 |
| 5. | Auburn | 100 |
| 6. | Alabama | 88 |
| 7. | Florida (1) | 77 |
| 8. | Texas A&M | 75 |
| 9. | South Carolina | 68 |
| 10. | Kentucky | 53 |
| 11. | Missouri | 28 |
| 12. | Ole Miss | 24 |
| 13. | Mississippi State | 19 |

All-American Hurler

Pitcher Sydney Berzon became LSU's second freshman pitcher to be named an All-American, joining Carley Hoover in 2015. She also adds to a legacy of five All-American pitchers under Coach Torina.

Other accolades for Berzon last season included being tabbed All-American status by D1Softball and being placed on the 2023 All-SEC Second Team.

Syd Brrr

Berzon went 14-8 in the circle last season with a 1.91 ERA behind 127 strikeouts. Her strikeouts 127 punchouts ranked No. 10 in the SEC last season, led all SEC freshmen pitchers and are the 6th most in program history from a freshman in a single season.

The Buffalo, N. Y. native also held opposing batters to a .209 batting average, threw 11 complete games, including four shutouts, had three saves and totaled 143.0 innings on the rubber.

Torina's All-American Aces

As mentioned earlier, Coach Torina has developed five All-American pitchers during her time in the Bayou.

| | |
|------------------|------------------|
| Rachel Fico | 2012, 2013 |
| Allie Walljasper | 2015, 2017, 2019 |
| Carley Hoover | 2015, 2018 |
| Shelbi Sunseri | 2019 |
| Sydney Berzon | 2023 |

Golden Girl

Outfielder Ciara Briggs became the first to win back-to-back Gold Glove award winner in softball history - collegiate or professionally. In 2022 and 2023 combined, Briggs has no errors in 176 chances. In LSU history, Briggs joins LSU baseball's Zach Watson (2018, 2019) as the only two-time, back-to-back Gold Glove award winners. and is the second representative of LSU softball to win a Gold Glove with A.J. Andrews being the first. Andrews won the award in 2016 as a member of the Akron Racers.

88 At The Plate

Last season, Briggs had a .347 batting average behind 68 hits, including two grand slams. Briggs' nine extra-base hits contributed to a .413 slugging percentage and her 21 walks aided her to a .410 on-base percentage. Briggs scored 46 runs, tallied 24 RBIs and stole 11 bases.

Briggs enters the 2024 season ranked No. 7 all-time with a .356 batting average and .990 fielding percentage.

In Taylor We Trust

Despite battling injury throughout the season, infielder Taylor Pleasants was listed on the NFCA South All-Region First Team for the second consecutive season, became a three-time All-SEC selection and made the SEC All-Defensive Team in 2023. In all 55 games she started, Pleasants batted .346 and led the team with a .562 slugging percentage behind 56 hits, including eight home runs, and had a team-high 53 RBIs.

Defensively, Pleasants paced the team with 118 assists and had 61 putouts while turning 15 double plays.

Pleasants enters 2024 ranking ranked inside the program's top 10 all-time records in a number of categories, including No. 5 with 37 career home runs and a .597 career slugging percentage, No. 6 with 171 career RBIs and No. 7 with 389 assists.

Caution: Hot Coffey

Infielder Danieca Coffey turned in a 2023 season that placed her on the NFCA All-Region First team as she led the Tigers with a .392 batting average and 74 hits. Coffey also led the team with a .482 on-base percentage and 12 stolen bases. Coffey logged a team-best 26-game reach streak in 2023.

Coffey's .482 on-base percentage and .392 batting average last season ranks No. 8 and No. 9, respectively in the program's single-season record book, and Coffey enters the 2024 season ranked No. 6 all-time in the LSU record book with a .430 career on-base percentage and No. 9 all-time with a .354 career batting average.

44 is A Gamer

Junior Ali Newland put together a solid 2023 season that rewarded her by being on the NFCA All-Region and All-SEC first-teams. Newland started in 57 of 59 games at either the left field or catcher position and ended the season with a .329 batting average, 54 hits, 38 RBIs, 37 runs and was a perfect 8-for-8 in stolen bases.

In SEC games last season, Newland led the Tigers with a .419 batting average 31 hits, 18 runs, 16 RBIs, a .627 slugging percentage and a .458 on-base percentage.

Overall last season, Newland recorded a 14-game reached base streak, had 13 multiple-hit games, 11 multi-RBI games and a 10-game hitting streak. She also tallied a .974 fielding percentage with 177 putouts and 12 assists.

Breakout Season for Redoutey

Outfielder McKenzie Redoutey looks to build from last season that placed her on the 2023 All-SEC Second Team and SEC All-Defensive Team. On offense, Redoutey concluded the year with a .306 batting average where she had 48 hits, including a team-high 20 extra-base hits. She also had 35 RBIs and 31 runs. In the field, Redoutey recorded a .984 fielding percentage with 56 putouts, four assists and one error.

GUTI!

Utility Raeleen Gutierrez earned her first career SEC postseason accolade by being named to the 2023 SEC All-Defensive Team. Gutierrez had a .980 fielding percentage at first base with .333 putouts and 12 assists. She was part of 16 double plays on the season, including half of them in SEC games alone.

At the dish, Gutierrez batted .285 as she gathered 43 hits, 23 runs and 18 RBIs.

One Last Geaux for Petty

Infielder Karli Petty started all 59 games last season and had a .287 batting average, 51 hits, 35 RBIs, 26 runs and four home runs. She also had 105 putouts and 96 assists.

Petty is in her final season of eligibility after transferring to LSU last season from Oklahoma State.

Three Tigers Named to USA Softball Top 50 Watch List

Sophomore pitcher Sydney Berzon, graduate outfielder Ciara Briggs and graduate infielder Taylor Pleasants were named to the 2024 USA Softball Collegiate Player of the Year Top 50 "Watch List", announced by USA Softball prior to the start of the season. The USA Softball Collegiate Player of the Year Award is recognized as the most distinguished individual honor in NCAA Division I Softball.

Represented on the Top 50 Watch List are 28 different universities across six conferences. The SEC leads the athletic conferences with 21 athletes.

The Top 25 Finalists for the 2024 USA Softball Collegiate Player of the Year award will be announced on May 1.

While an athlete does not have to be on the Watch List to be considered for the Top 25, the eventual USA Softball Collegiate Player of the Year will come from the Top 25 Finalists. The Top 10 Finalists will be revealed on May 15 and the Top 3 released on May 20. The 2024 USA Softball Collegiate Player of the Year will be announced prior to the NCAA Women's College World Series.

Portal Pickups

For the second consecutive season, LSU picked up two players in the transfer portal. The Tigers took Oklahoma State pitcher Tatum Clopton and Washington's utility pitcher Kelley Lynch.

More Experience for the Tigers

Lynch, the most experienced of the two transfers, was a 2023 NFCA Pacific All-Region selection and helped aid Washington to its 15th Women's College World Series appearance last season. In 2021, she was 9-3 in the circle with a 2.43 ERA, 101 strikeouts and a staff-low .178 opposing batting average in 77.2 innings pitched. She also had a .276 batting average with 29 hits, 20 RBIs and three home runs.

In her career, LSU has a 25-14 career record, 308 strikeouts and has held opposing batters to a .199 average. At the plate, she has 117 career hits, 96 RBIs, 20 homers and 70 runs.

A Fresh Start

Clopton was part of two WCWS teams at Oklahoma State. As a freshman in 2022, Clopton held 44 batters to a .237 batting average. She logged five strikeouts and no earned runs on two hits in her lone career start, capturing her first win against Cal Baptist (Feb. 12, 2022).

Clopton, a two-time Kansas Gatorade Player of the Year and 2021 All-Sunflower League Player of the Year, will have three years of eligibility remaining after taking a medical redshirt for the 2023 season.

SEC STANDINGS

| TEAM | CONF | CONF % | OVERALL | OVERALL % | STRK |
|-----------------|------|--------|---------|-----------|------|
| Alabama | 0-0 | .000 | 0-0 | .00 | - |
| Arkansas | 0-0 | .000 | 0-0 | .000 | - |
| Auburn | 0-0 | .000 | 00 | .000 | - |
| Florida | 0-0 | .000 | 0-0 | .000 | - |
| Georgia | 0-0 | .000 | 0-0 | .000 | - |
| Kentucky | 0-0 | .000 | 0-0 | .000 | - |
| LSU | 0-0 | .000 | 0-0 | .000 | - |
| Ole Miss | 0-0 | .000 | 0-0 | .000 | - |
| Mississippi St. | 0-0 | .000 | 0-0 | .000 | - |
| Missouri | 0-0 | .000 | 0-0 | .000 | - |
| South Carolina | 0-0 | .000 | 0-0 | .000 | - |
| Tennessee | 0-0 | .000 | 0-0 | .000 | - |
| Texas A&M | 0-0 | .000 | 0-0 | .000 | - |

RECORD WATCH

Individual Career

HOME RUNS

| | | |
|----|------------------|--------------|
| 58 | Bianka Bell | 2013-2016 |
| 56 | Sahvanna Jaquish | 2014-2017 |
| 48 | Shelbi Sunseri | 2018-2022 |
| 42 | Georgia Clark | 2019-2023 |
| 37 | Taylor Pleasants | 2020-Present |

RUNS BATTED IN

| | | |
|-----|------------------|--------------|
| 268 | Sahvanna Jaquish | 2014-2017 |
| 236 | Bianka Bell | 2013-2016 |
| 192 | Leslie Klein | 2004-2007 |
| 174 | Rachel Mitchell | 2007-2010 |
| 174 | Tara Asbill | 1997-2000 |
| 171 | Taylor Pleasants | 2020-Present |

SLUGGING PERCENTAGE (MIN. 250 AT-BATS)

| | | |
|------|------------------|--------------|
| .679 | Bianka Bell | 2013-2016 |
| .632 | Sahvanna Jaquish | 1997-2000 |
| .609 | Shelbi Sunseri | 2018-2022 |
| .607 | Leslie Klein | 2004-2007 |
| .597 | Taylor Pleasants | 2020-Present |

ASSISTS

| | | |
|-----|------------------|--------------|
| 568 | Tara Asbill | 1997-2000 |
| 502 | Ashlee Ducote | 1997-2000 |
| 482 | Amber Serrett | 2016-2019 |
| 446 | Julie Wiese | 2001-2004 |
| 442 | Tammy Wray | 2011-2014 |
| 400 | Bianka Bell | 2013-2016 |
| 389 | Taylor Pleasants | 2020-Present |

FIELDING PERCENTAGE

| | | |
|-------|----------------------------------|--------------|
| .996 | Cait Calland (266 chances) | 2020-2022 |
| .9923 | Kristen Hobbs (647 chances) | 2004-2007 |
| .9920 | Sydney Springfield (251 chances) | 2017-2018 |
| .9917 | Kilian Roessner (1,678 chances) | 2005-2008 |
| .9911 | Jennie Reeves (1,239 chances) | 2000-2003 |
| .9908 | Leigh Ann Danos (759 chances) | 2002-2004 |
| .990 | Ciara Briggs (291 chances) | 2020-Present |

BATTING AVERAGE (MIN. 250 AT-BATS)

| | | |
|------|--------------------|--------------|
| .417 | Kirsten Shortridge | 2009-2010 |
| .382 | Bailey Landry | 2014-2017 |
| .372 | Bianka Bell | 2013-2016 |
| .368 | Ashlee Ducote | 1997-2000 |
| .364 | Lauren Castle | 2004-2006 |
| .363 | Leslie Klein | 2004-2006 |
| .356 | Ciara Briggs | 2020-Present |
| .356 | Jodi Otten | 1997-1998 |
| .354 | Danieca Coffey | 2021-Present |

ON-BASE PERCENTAGE (MIN. 250 AT-BATS)

| | | |
|------|--------------------|--------------|
| .487 | Bianka Bell | 2013-2016 |
| .457 | Sahvanna Jaquish | 2014-2017 |
| .453 | Kirsten Shortridge | 2009-2010 |
| .440 | Bailey Landry | 2014-2017 |
| .436 | Rachel Mitchell | 2007-2010 |
| .430 | Danieca Coffey | 2021-Present |

NEWS AND NOTES

True Freshmen

LSU welcomes six true freshmen to the 2024 roster. The Tigers signed Savanna Bedell (Columbus, La.), Sierra Daniel (Chandler, Ariz.), Tori Edwards (Argyle, Texas), Jadyn Laneaux (Marietta, Ga.), Madyson Manning (Monroe, La.), Maddie McKee (Montgomery, Texas) and McKaela Walker (Marietta, Ga.) in November 2022.

After signing in November, Walker was cleared to join the team for the 2023 season on Jan. 9, becoming the first true freshman mid-year enrollee for the Tigers since Leigh Ann Danos in 2002.

The remaining members of the 2027 class features four utility players (Bedell, Daniel, Edwards,McKee), an infielder (Manning) and an outfielder (Laneaux).

Current Streaks

The following streaks are still standing entering the 2024 season opener:

Taylor Pleasants leads the team with a six-game hitting streak.

McKenzie Redoutey is on a four-game reached base streak.

Maci Bergeron, Raeleen Gutierrez and Karli Petty each enter the season on a two-game hitting streak.

Tigers With Degrees

LSU has a total of six graduates on the 2024 roster. Ciara Briggs, Raleen Gutierrez and Taylor Pleasants are all LSU graduates, while transfers Hannah Carson, Kelley Lynch and Karli Petty graduated from Michigan, Washington and Oklahoma State, respectively.

Summer Fun USA

For the second consecutive summer, Pleasants was listed on a Team USA roster. This pass summer, Pleasants was named to the 2023 Japan All-Star Series roster. In 2022, Pleasants helped the Eagles win a gold medal at the 2022 World Games.

Former Tigers Aliyah Andrews and Sahvanna Jaquish made the 2023 WBSC World Cup Group A roster and the 2023 Pan American Games roster. The duo helped the Red, White and Blue punch their ticket to the 2024 World Cup, and won another gold medal at the PanAm Games.

Softball Signed Six for 2025 Season

Head coach Beth Torina announced in the fall the signing of six players during 2023 Signing Day. The signing class ranks No. 3 by Extra Inning Softball and has five signees in the Extra Elite 100.

The Tigers signed Zoe Calvez (Orlando, Fla.), Alix Franklin (St. Amant, La.), Destiny Harris (Norfolk, Va.), Jayden Heavener (Pace, Fla.), Sa'Mya Jones (Pearland, Texas) and Jada Phillips (Bradenton, Fla.).

"From speed to power and everything in between elite pitching, catching, and defense all over the field - this class has it," says Coach Torina. "This is one of the strongest classes to sign with LSU and one of the strongest in the country in the 2024 class."

LAST TIME A TIGER...

| | |
|---|---|
| Scored three runs in a game: | Ciara Briggs & Danieca Coffey, Prairie View A&M, 05/19/23 |
| Scored four runs in a game: | Aliyah Andrews & Morgan Smith, North Dakota 02/17/21 |
| Had four hits in a game: | Aliyah Andrews, Missouri, 04/11/21 |
| Had five hits in a game: | Sahvanna Jaquish, at South Carolina, 04/19/14 |
| Had five RBIs in a game: | Baylea Brandon, Southeastern Louisiana, 03/15/22 |
| Had six RBIs in a game: | Taylor Pleasants, at Texas A&M, 04/09/22 |
| Had seven RBIs in a game: | Amanda Doyle, North Dakota, 02/17/21 |
| Had nine RBIs in a game: | Bianka Bell, at Louisiana Tech, 03/15/16 |
| Had two doubles in a game: | Raeleen Gutierrez, at South Carolina, 03/11/23 |
| Had three doubles in a game: | Taylor Pleasants, at Texas A&M, 04/09/22 |
| Had two triples in a game: | Constance Quinn, vs. Bethune-Cookman, 02/23/17 |
| Had two home runs in a game: | McKenzie Redouty, at Louisiana Teh, 02/21/23 |
| Had three home runs in a game: | Bianka Bell, Kellsy Kloss, at Louisiana Tech, 03/15/16 |
| Hit a grand slam: | Ciara Briggs, BYU, 03/31/23 |
| Lead off game with home run: | Kirsten Shortridge, at Hawai`i, 02/07/09 |
| Lead off inning with home run: | Georgia Clark, UL-Lafayette, 05/21/23 |
| Hit an inside-the-park home run: | Raeleen Gutierrez, at Southeastern Louisiana, 03/16/21 |
| Hit a walk-off home run to win regulation game: | Taylor Pleasants, Utah, 02/17/23 |
| Hit a walk-off home run to win an extra inning game: | Shelbi Sunseri, Drake, 02/26/22 |
| Had eight total bases in a game: | Karli Petty, Mississippi State, 04/22/23 |
| Had nine total bases in a game: | Taylor Pleasants, at McNeese State, 04/19/22 |
| Had 10 total bases in a game: | Taylor Pleasants, Liberty, 02/21/21 |
| Had 13 total bases in a game: | Bianka Bell, at Louisiana Tech, 03/15/16 |
| Had 14 total bases in a game: | Kellsy Kloss, at Louisiana Tech, 03/15/16 |
| Drew three walks in a game: | Georgia Clark, at No. 16 Alabama, 04/29/23 |
| Drew four walks in a game: | Sahvanna Jaquish, Missouri, 04/29/17 |
| Drew five walks in a game: | Taylor Pleasants, Sam Houston St., 02/22/20 |
| Drew two intentional walks in a game: | Amanda Doyle, Auburn, 03/11/18 |
| Drew three intentional walks in a game: | Shelbi Sunseri, USC Upstate, 03/01/19 |
| Hit by pitch twice in a game: | Ali Newland, New Mexico, 02/11/23 |
| Hit by pitch three times in a game: | Taylor Pleasants, vs. UL-Lafayette, 05/22/21 |
| Had two sacrifice hits in a game: | Taylor Pleasants, BYU, 03/30/23 |
| Had three sacrifice hits in a game: | Tara Asbill, at Alabama [Gm 1], 05/05/00 |
| Had two sacrifice flies in a game: | Morgan Cummins, Sam Hosuton St., 02/22/20 |
| Had two stolen bases in a game: | Danieca Coffey, NC State, 04/02/23 |
| Had three stolen bases in a game: | Ciara Briggs, Illinois State, 03/08/20 |
| Had four stolen bases in a game: | Aliyah Andrews, Oregon State, 02/17/18 |
| Seven-inning complete-game shutout: | Sydney Berzon, UL-Lafayette, 05/20/23 |
| Extra-inning complete-game shutout: | Shelbi Suneri, Ole Miss [8 IP], 04/01/21 |
| Tossed a perfect game: | Maribeth Gorsuch, Belmont [7 IP], 02/22/20 |
| Tossed a no-hitter: | Ali Kilponen, Nicholls [5 IP], 03/23/22 |
| Tossed a combined no-hitter: | Kilponen, Edwards, Abrams, Florida A&M, 02/09/20 |
| Seven-inning no-hitter: | Maribeth Gorsuch, Belmont, 02/22/20 |
| Seven-inning complete-game one-hitter: | Ali Kilponen, Stephen F. Austin, 02/27/22 |
| Recorded 13 strikeouts in a game: | Carley Hoover, at Tennessee, 04/14/18 |
| Recorded 14 strikeouts in a game: | Ali Kilponen, Central Arkansas, 02/23/21 |
| Recorded 15 strikeouts in a game: | Ali Kilponen, Campbell, 03/07/20 |
| Recorded 16 strikeouts in a game: | Maribeth Gorsuch, Belmont, 02/22/20 |
| Recorded 17 strikeouts in a game: | Brittany Mack, at No. 10 Missouri [Gm 1], 05/27/11 |
| Recorded 18 strikeouts in a game: | Rachele Fico, vs. Syracuse, 05/20/11 |
| Recorded 19 strikeouts in a game: | Britni Sneed, vs. Oklahoma, 05/26/01 |
| Recorded 22 strikeouts in a game: | Rachele Fico, at Mississippi State, 03/08/13 |
| Pitched 10+ innings: | Shelbi Sunseri, Drake, 02/26/22 |
| Pitched 11+ innings: | Ashley Czechner, vs. Harvard, 02/28/14 |
| Pitched 13+ innings: | Rachele Fico, at Mississippi State [14 IP], 03/08/13 |
| Pitched 19+ innings: | Allie Walljasper, Ole Miss, 04/06/18 |
| Had 18 putouts: | Morgan Russell, vs. Syracuse, 05/20/11 |
| Had 19 putouts: | Jennifer Schuelke, vs. Oklahoma, 05/26/01 |
| Had 23 putouts: | Lauren Houston, at Mississippi State, 03/08/13 |
| Had 26 putouts: | Amanda Doyle, Ole Miss, 04/11/18 |
| Had six assists: | Taylor Pleasants, at No. 16 Alabama 04/29/23 |
| Had seven assists: | Taylor Pleasants, at No. 21/24 Auburn, 04/15/23 |
| Had eight assists: | Taylor Tidwell, vs. UL-Lafayette, 05/23/21 |
| Had 10 assists: | Becca Schulte, Ole Miss, 04/06/18 |

Inning-by-Inning

| SCORE BY INNINGS | 1 | 2 | 3 | 4 | 5 | 6 | 7 | 8 | 9 | 10 + TOTALS |
|------------------|---|---|---|---|---|---|---|---|---|-------------|
| LSU | 0 | 0 | 0 | 0 | 0 | 0 | 0 | 0 | 0 | 0 |
| Opponents | 0 | 0 | 0 | 0 | 0 | 0 | 0 | 0 | 0 | 0 |

HONORS & AWARDS

Sydney Berzon

- USA Softball Top 50 Watch List
- Preseason All-SEC Selection

Ciara Briggs

- USA Softball Top 50 Watch List
- Preseason All-SEC Selection

Danieca Coffey

- Preseason All-SEC Selection

Taylor Pleasants

- USA Softball Top 50 Watch List
- Preseason All-SEC Selection

Multi Hit Games, Multi RBI Games, Streaks

Multiple-Hit Games

(Career # in parentheses)

| | 2 | 3 | 4 | 5+ | Total |
|-----------|--------|--------|---|----|--------|
| Briggs | - (49) | - (11) | - | - | - (60) |
| Coffey | - (39) | - (11) | - | - | - (50) |
| Pleasants | - (29) | - (19) | - | - | - (48) |
| Newland | - (18) | - (6) | - | - | - (24) |
| Gutierrez | - (12) | - (5) | - | - | - (17) |
| Redoutey | - (13) | - (2) | - | - | - (15) |
| Petty* | - (13) | - (1) | - | - | - (14) |
| Bergeron | - (4) | - | - | - | - (4) |
| Carson* | - (1) | - | - | - | - (1) |
| Peterson | - (1) | - | - | - | - (1) |

Multiple-RBI Games

(Career # in parentheses)

| | 2 | 3 | 4 | 5+ | Total |
|-----------|--------|--------|-------|-------|--------|
| Pleasants | - (29) | - (12) | - (6) | - (2) | - (49) |
| Newland | - (11) | - (6) | - (5) | - | - (22) |
| Briggs | - (11) | - (4) | - (2) | - | - (17) |
| Redoutey | - (11) | - (3) | - (1) | - | - (15) |
| Coffey | - (9) | - (2) | - (2) | - | - (13) |
| Gutierrez | - (6) | - (4) | - (1) | - | - (11) |
| Petty* | - (5) | - | - (3) | - | - (8) |
| Carson* | - | - (1) | - | - | - (1) |
| Bergeron | - (1) | - | - | - | - (1) |
| Walker | - (1) | - | - | - | - (1) |

* = During LSU Career Only

Longest Hitting Streak

| | Current | 2024 | Career |
|-----------|---------|------|-------------|
| Pleasants | 6 | - | 8 (2022-23) |
| Petty* | 2 | - | 10 (2023) |
| Gutierrez | 2 | - | 6 (2023) |
| Bergeron | 2 | - | 4 (2023) |
| Briggs | 1 | - | 14 (2023) |
| Redoutey | 1 | - | 7 (2023) |
| Walker | 1 | - | 2 (2023) |
| Coffey | - | - | 14 (2022) |
| Newland | - | - | 10 (2023) |
| Peterson | - | - | 3 (2022) |
| Carson* | - | - | 1 (2023) |
| Giglio | - | - | 1 (2023) |
| Strood | - | - | 1 (2023) |
| Townsend | - | - | 1 (2023) |

Longest Reached Based Streak

| | Current | 2024 | Career |
|-----------|---------|------|----------------|
| Pleasants | 6 | - | 16 (2022) |
| Redoutey | 4 | - | 7 (2022, 2023) |
| Petty* | 2 | - | 11 (2023) |
| Gutierrez | 2 | - | 12 (2021) |
| Bergeron | 2 | - | 6 (2023) |
| Carson* | 2 | - | 2 (2023) |
| Briggs | 1 | - | 24 (2022) |
| Newland | 1 | - | 10 (2023) |
| Walker | 1 | - | 7 (2023) |
| Townsend | 1 | - | 1 (2023) |
| Coffey | - | - | 32 (2022-23) |
| Peterson | - | - | 5 (2022) |
| Giglio | - | - | 1 (2023) |
| Savoy | - | - | 1 (2023) |
| Strood | - | - | 1 (2023) |

* = During LSU Career Only

2023 NCAA Individual / Team Rankings

| Statistic | Player | National Rank | Conference Rank | Value | National Leader | Value | Conference Leader | Value |
|--|-------------------|---------------|-----------------|-------|---------------------------------|-------|--------------------------------|-------|
| Batting Average (150 ranked) | Danieca Coffey | 84 | 7 | 0.386 | Sydney McKinney, Wichita St. | 0.519 | Skylar Wallace, Florida | 0.460 |
| Caught Stealing By (28 ranked) | | | | | Jordy van der Werf, Bradley | 23 | | |
| Doubles (28 ranked) | | | | | Haley Taormina, George Mason | 21 | | |
| Doubles Per Game (148 ranked) | | | | | Yvonne Whaley, Pittsburgh | 0.40 | Mackenzie Donihoo, Tennessee | 0.29 |
| Earned Run Average (150 ranked) | Sydney Berzon | 42 | 5 | 1.68 | NiJaree Canady, Stanford | 0.52 | Ashley Rogers, Tennessee | 0.70 |
| | Ali Kilponen | 115 | 12 | 2.16 | | | | |
| Hit Batters (14 ranked) | | | | | 13 players tied | 1 | Karsen Ochs, South Carolina | 2 |
| Hit by Pitch per Game (150 ranked) | | | | | Evette Morgan, Stetson | 0.39 | Jen Cummings, South Carolina | 0.32 |
| Hits (136 ranked) | Danieca Coffey | 35 | 3 | 68 | Sydney McKinney, Wichita St. | 97 | Kayla Kowalik, Kentucky | 77 |
| | Ciara Briggs | 60 | 5 | 64 | | | | |
| Hits Allowed Per Seven Innings (150 ranked) | Sydney Berzon | 85 | 15 | 5.32 | Ashley Rogers, Tennessee | 2.82 | Ashley Rogers, Tennessee | 2.82 |
| | Ali Kilponen | 86 | 16 | 5.32 | | | | |
| Home Runs (194 ranked) | Georgia Clark | 78 | 10 | 12 | Kiki Milloy, Tennessee | 23 | Kiki Milloy, Tennessee | 23 |
| Home Runs Per Game (143 ranked) | Georgia Clark | 134 | 12 | 0.22 | Kiki Milloy, Tennessee | 0.44 | Kiki Milloy, Tennessee | 0.44 |
| Innings Pitched (30 ranked) | | | | | Brianna Pratt, Miami (OH) | 246.0 | Montana Fouts, Alabama | 213.1 |
| On Base Percentage (149 ranked) | Danieca Coffey | 57 | 11 | 0.483 | Erin Coffel, Kentucky | 0.626 | Erin Coffel, Kentucky | 0.626 |
| RBI's (30 ranked) | | | | | Kristin Fifield, Grand Canyon | 85 | Charla Echols, Florida | 63 |
| Runs Batted In Per Game (150 ranked) | Taylor Pleasants | 47 | 7 | 0.94 | Kristin Fifield, Grand Canyon | 1.49 | Charla Echols, Florida | 1.12 |
| Runs per Game (148 ranked) | | | | | Kiki Milloy, Tennessee | 1.42 | Kiki Milloy, Tennessee | 1.42 |
| Sacrifice Bunts per game (148 ranked) | | | | | Brandi Juarez, Prairie View | 0.39 | Sam Roe, Florida | 0.17 |
| Sacrifice Flies (142 ranked) | Raeleen Gutierrez | 142 | 12 | 3 | Gisele Tapia, Duke | 10 | 4 players tied | 6 |
| Saves (30 ranked) | | | | | Keira Bucher, Maryland | 11 | Shelby Walters, Georgia | 7 |
| Shutouts (30 ranked) | | | | | Tori Kniesche, South Dakota St. | 14 | Montana Fouts, Alabama | 10 |
| Slugging Percentage (300 ranked) | Georgia Clark | 295 | 18 | 0.570 | Skylar Wallace, Florida | 1.036 | Skylar Wallace, Florida | 1.036 |
| Stolen Bases (94 ranked) | | | | | Chelie Senini, Nevada | 50 | Kiki Milloy, Tennessee | 33 |
| Stolen Bases Per Game (150 ranked) | | | | | Chelie Senini, Nevada | 1.00 | Kiki Milloy, Tennessee | 0.63 |
| Strikeout-to-Walk Ratio (150 ranked) | Sydney Berzon | 92 | 13 | 3.46 | Autumn Pease, Minnesota | 9.48 | Shelby Lowe, Auburn | 9.25 |
| Strikeouts (146 ranked) | Sydney Berzon | 136 | 9 | 121 | Montana Fouts, Alabama | 311 | Montana Fouts, Alabama | 311 |
| Strikeouts Per Seven Innings (150 ranked) | | | | | NiJaree Canady, Stanford | 11.9 | Donnie Gbourne, South Carolina | 11.0 |
| Total Bases (147 ranked) | | | | | Kristin Fifield, Grand Canyon | 149 | Skylar Wallace, Florida | 142 |
| Toughest to Strike Out (150 ranked) | | | | | Abi Chipps, Indiana St. | 112.0 | Charla Echols, Florida | 27.3 |
| Triples (27 ranked) | | | | | Caitlin Coker, Boston U. | 11 | Skylar Wallace, Florida | 8 |
| Triples Per Game (147 ranked) | | | | | Caitlin Coker, Boston U. | 0.19 | Skylar Wallace, Florida | 0.15 |
| Victories (50 ranked) | | | | | Brianna Pratt, Miami (OH) | 30 | Maddie Penta, Auburn | 25 |
| Walks Allowed Per Seven Innings (150 ranked) | | | | | Kathryn Sandercock, Florida St. | 0.65 | Shelby Lowe, Auburn | 0.83 |
| Walks Per Game (150 ranked) | Georgia Clark | 16 | 5 | 0.73 | Erin Coffel, Kentucky | 1.22 | Erin Coffel, Kentucky | 1.22 |
| | Danieca Coffey | 82 | 11 | 0.60 | | | | |

| Statistic | National Rank | Conference Rank | Value | National Leader | Value | Conference Leader | Value |
|--------------------------------------|---------------|-----------------|-------|-----------------|-------|-------------------|-------|
| Batting Average (295 ranked) | 24 | 3 | 0.311 | Oklahoma | 0.368 | Florida | 0.319 |
| Double Plays per Game (295 ranked) | 27 | 3 | 0.44 | McNeese | 0.57 | Ole Miss | 0.46 |
| Doubles (295 ranked) | 88 | 9 | 65 | Florida St. | 110 | Florida | 75 |
| | | | | | | Georgia | 75 |
| | | | | | | South Carolina | 75 |
| Doubles per Game (295 ranked) | 122 | 9 | 1.18 | Oklahoma | 1.92 | Georgia | 1.44 |
| Earned Run Average (295 ranked) | 13 | 2 | 1.95 | Oklahoma | 0.86 | Tennessee | 1.52 |
| Fielding Percentage (295 ranked) | 22 | 3 | 0.976 | Oklahoma | 0.988 | Missouri | 0.977 |
| Hit Batters (295 ranked) | 224 | 9 | 35 | Delaware St. | 6 | Missouri | 16 |
| Home Runs per game (295 ranked) | 94 | 13 | 0.71 | Oklahoma | 1.81 | Georgia | 1.56 |
| On Base Percentage (295 ranked) | 24 | 4 | 0.395 | Oklahoma | 0.462 | Tennessee | 0.424 |
| Scoring (295 ranked) | 44 | 5 | 5.29 | Oklahoma | 8.13 | Tennessee | 6.98 |
| Shutouts (271 ranked) | 33 | 7 | 12 | Oklahoma | 30 | Auburn | 22 |
| Slugging Percentage (295 ranked) | 56 | 7 | 0.449 | Oklahoma | 0.665 | Georgia | 0.576 |
| Stolen Bases per Game (295 ranked) | 210 | 11 | 0.75 | Alabama St. | 3.40 | South Carolina | 1.95 |
| Strikeout-to-Walk Ratio (295 ranked) | 56 | 9 | 2.44 | Auburn | 5.33 | Auburn | 5.33 |
| Total Stolen Bases (29 ranked) | | | | Grambling | 184 | South Carolina | 111 |
| Triple Plays (1 ranked) | | | | 6 teams tied | 1 | | |
| Triples per Game (292 ranked) | 115 | 7 | 0.18 | Boston U. | 0.56 | Georgia | 0.29 |
| WL Percentage (295 ranked) | 25 | 3 | 0.727 | Oklahoma | 0.981 | Tennessee | 0.846 |
| Walks (29 ranked) | 21 | 3 | 190 | UNC Greensboro | 261 | Florida | 227 |

2023 OVERALL STATS

Record: 42-17 Home: 27-9 Away: 10-7 Neutral: 5-1 SEC: 13-11

| Player | avg | gp-gs | ab | r | h | 2b | 3b | hr | rbi | tb | slg% | bb | hp | so | gdp | ob% | sf | sh | sb-att | po | a | e | fld% |
|----------------------|------|-------|------|-----|-----|----|----|----|-----|-----|------|-----|----|-----|-----|------|----|----|--------|------|-----|----|-------|
| 20 Hannah Carson | .500 | 2-2 | 4 | 0 | 2 | 1 | 0 | 0 | 4 | 3 | .750 | 1 | 0 | 0 | 0 | .500 | 1 | 0 | 0-0 | 3 | 0 | 0 | 1.000 |
| 9 Madilyn Giglio | .500 | 26-0 | 2 | 9 | 1 | 0 | 0 | 0 | 0 | 1 | .500 | 0 | 0 | 0 | 0 | .500 | 0 | 0 | 2-2 | 1 | 0 | 0 | 1.000 |
| 13 Danieca Coffey | .392 | 59-59 | 189 | 44 | 74 | 6 | 3 | 2 | 24 | 92 | .487 | 33 | 1 | 24 | 0 | .482 | 1 | 2 | 12-14 | 45 | 99 | 4 | .973 |
| 88 Ciara Briggs | .347 | 59-59 | 196 | 46 | 68 | 7 | 0 | 2 | 24 | 81 | .413 | 21 | 0 | 23 | 0 | .410 | 0 | 7 | 11-16 | 83 | 4 | 0 | 1.000 |
| 17 Taylor Pleasants | .346 | 55-55 | 162 | 35 | 56 | 11 | 0 | 8 | 53 | 91 | .562 | 18 | 4 | 17 | 0 | .422 | 1 | 3 | 0-0 | 61 | 118 | 6 | .968 |
| 44 Ali Newland | .329 | 59-57 | 164 | 37 | 54 | 9 | 0 | 6 | 38 | 81 | .494 | 19 | 7 | 24 | 1 | .417 | 2 | 3 | 8-8 | 177 | 12 | 5 | .974 |
| 4 McKenzie Redoutey | .306 | 59-59 | 157 | 31 | 48 | 11 | 3 | 6 | 35 | 83 | .529 | 16 | 3 | 33 | 1 | .376 | 2 | 1 | 3-3 | 56 | 4 | 1 | .984 |
| 25 Georgia Clark | .294 | 59-59 | 163 | 36 | 48 | 4 | 0 | 13 | 46 | 91 | .558 | 41 | 0 | 29 | 3 | .432 | 2 | 1 | 1-2 | 27 | 1 | 0 | 1.000 |
| 14 Karli Petty | .287 | 59-59 | 178 | 26 | 51 | 8 | 3 | 4 | 35 | 77 | .433 | 11 | 2 | 43 | 0 | .332 | 2 | 0 | 2-2 | 105 | 96 | 9 | .957 |
| 55 Raeleen Gutierrez | .285 | 57-54 | 151 | 23 | 43 | 8 | 2 | 1 | 18 | 58 | .384 | 11 | 1 | 14 | 2 | .331 | 3 | 1 | 4-4 | 361 | 13 | 7 | .982 |
| 27 McKaela Walker | .267 | 16-6 | 15 | 4 | 4 | 0 | 1 | 0 | 3 | 6 | .400 | 5 | 1 | 4 | 1 | .476 | 0 | 0 | 0-0 | 8 | 7 | 4 | .789 |
| 8 Savannah Stewart | .227 | 39-30 | 88 | 12 | 20 | 1 | 1 | 1 | 7 | 26 | .295 | 6 | 1 | 13 | 0 | .281 | 1 | 0 | 2-3 | 35 | 1 | 0 | 1.000 |
| 12 Maci Bergeron | .214 | 37-32 | 84 | 7 | 18 | 3 | 0 | 1 | 8 | 24 | .286 | 11 | 3 | 22 | 1 | .323 | 1 | 0 | 0-0 | 189 | 11 | 1 | .995 |
| 3 Maia Townsend | .200 | 25-0 | 5 | 7 | 1 | 0 | 0 | 0 | 1 | 1 | .200 | 1 | 0 | 2 | 0 | .333 | 0 | 0 | 3-3 | 1 | 0 | 0 | 1.000 |
| 5 Emma Strood | .200 | 5-0 | 5 | 0 | 1 | 1 | 0 | 0 | 0 | 2 | .400 | 0 | 0 | 3 | 0 | .200 | 0 | 0 | 0-0 | 0 | 1 | 0 | 1.000 |
| 6 Abigail Savoy | .000 | 7-0 | 5 | 2 | 0 | 0 | 0 | 0 | 0 | 0 | .000 | 2 | 0 | 1 | 0 | .286 | 0 | 0 | 0-0 | 0 | 0 | 0 | .000 |
| 10 Emilee Casanova | .000 | 1-0 | 0 | 0 | 0 | 0 | 0 | 0 | 0 | 0 | .000 | 0 | 0 | 0 | 0 | .000 | 0 | 0 | 0-0 | 1 | 0 | 0 | 1.000 |
| Totals | .312 | 59 | 1568 | 319 | 489 | 70 | 13 | 44 | 296 | 717 | .457 | 196 | 23 | 252 | 9 | .393 | 16 | 18 | 48-57 | 1163 | 430 | 41 | .975 |
| Opponents | .216 | 59 | 1438 | 143 | 310 | 30 | 3 | 42 | 120 | 472 | .328 | 136 | 38 | 319 | 12 | .300 | 2 | 22 | 46-56 | 1103 | 394 | 59 | .962 |

LOB - Team (400), Opp (331). DPs turned - Team (26), Opp (19). CI - Team (1), Bergeron 1, Opp (1). IBB - Team (2), Clark 1, Pleasants 1.

(All games Sorted by Earned run avg)

| Player | era | w-l | app | gs | cg | sho | sv | ip | h | r | er | bb | so | 2b | 3b | hr | b/avg | wp | hp | bk | sfa | sha |
|--------------------|------|-------|-----|----|----|------|----|-------|-----|-----|-----|-----|-----|----|----|----|-------|----|----|----|-----|-----|
| 10 Emilee Casanova | 1.34 | 2-0 | 6 | 2 | 1 | 1/1 | 0 | 15.2 | 10 | 5 | 3 | 3 | 14 | 2 | 0 | 1 | .182 | 1 | 3 | 0 | 0 | 1 |
| 22 Alea Johnson | 1.41 | 7-1 | 12 | 7 | 2 | 1/2 | 0 | 44.2 | 29 | 10 | 9 | 27 | 31 | 4 | 0 | 4 | .185 | 11 | 1 | 0 | 0 | 1 |
| 29 Sydney Berzon | 1.91 | 14-8 | 30 | 17 | 11 | 4/0 | 3 | 143.0 | 112 | 51 | 39 | 40 | 127 | 10 | 2 | 10 | .209 | 10 | 13 | 0 | 1 | 7 |
| 2 Ali Kilponen | 2.25 | 13-7 | 28 | 22 | 13 | 4/1 | 3 | 127.2 | 99 | 49 | 41 | 41 | 112 | 9 | 0 | 17 | .211 | 8 | 9 | 0 | 1 | 8 |
| 34 Raelin Chaffin | 2.74 | 6-1 | 16 | 11 | 4 | 0/0 | 0 | 53.2 | 56 | 24 | 21 | 23 | 33 | 5 | 1 | 10 | .272 | 7 | 12 | 0 | 0 | 4 |
| 5 Emma Strood | 7.00 | 0-0 | 3 | 0 | 0 | 0/2 | 0 | 3.0 | 4 | 4 | 3 | 2 | 2 | 0 | 0 | 0 | .286 | 2 | 0 | 0 | 0 | 1 |
| Totals | 2.09 | 42-17 | 59 | 59 | 31 | 13/3 | 6 | 387.2 | 310 | 143 | 116 | 136 | 319 | 30 | 3 | 42 | .216 | 39 | 38 | 0 | 2 | 22 |
| Opponents | 5.14 | 17-42 | 59 | 59 | 11 | 6/1 | 4 | 367.2 | 489 | 319 | 270 | 196 | 252 | 70 | 13 | 44 | .312 | 37 | 23 | 0 | 16 | 18 |

PB - Team (10), Newland 5, Bergeron 5, Opp (11). SBA/ATT - Newland (29-33), Bergeron (17-23), Kilponen (17-21), Berzon (16-20), A. Johnson (6-7), Chaffin (4-5), Casanova (2-2), Strood (1-1).

2023 SEC OVERALL STATS

Record: 13-11 Home: 7-5 Away: 6-6 SEC: 13-11

| Player | avg | gp-gs | ab | r | h | 2b | 3b | hr | rbi | tb | slg% | bb | hp | so | gdp | ob% | sf | sh | sb-att | po | a | e | fld% |
|----------------------|------|-------|-----|----|-----|----|----|----|-----|-----|------|----|----|-----|-----|------|----|----|--------|-----|-----|----|-------|
| 44 Ali Newland | .413 | 24-24 | 75 | 18 | 31 | 7 | 0 | 3 | 16 | 47 | .627 | 5 | 2 | 13 | 0 | .458 | 1 | 1 | 4-4 | 76 | 6 | 2 | .976 |
| 17 Taylor Pleasants | .317 | 21-21 | 60 | 11 | 19 | 5 | 0 | 0 | 9 | 24 | .400 | 8 | 0 | 5 | 0 | .391 | 1 | 1 | 0-0 | 30 | 53 | 1 | .988 |
| 4 McKenzie Redoutey | .310 | 24-24 | 58 | 5 | 18 | 3 | 1 | 1 | 15 | 26 | .448 | 7 | 1 | 16 | 1 | .388 | 1 | 0 | 0-0 | 26 | 3 | 0 | 1.000 |
| 88 Ciara Briggs | .309 | 24-24 | 81 | 8 | 25 | 1 | 0 | 0 | 2 | 26 | .321 | 5 | 0 | 11 | 0 | .349 | 0 | 2 | 2-6 | 44 | 1 | 0 | 1.000 |
| 27 McKaela Walker | .286 | 5-3 | 7 | 0 | 2 | 0 | 0 | 0 | 3 | 2 | .286 | 1 | 0 | 4 | 1 | .375 | 0 | 0 | 0-0 | 3 | 5 | 3 | .727 |
| 25 Georgia Clark | .268 | 24-24 | 71 | 16 | 19 | 1 | 0 | 5 | 16 | 35 | .493 | 12 | 0 | 14 | 1 | .369 | 1 | 1 | 1-2 | 2 | 0 | 0 | 1.000 |
| 13 Danieca Coffey | .263 | 24-24 | 76 | 10 | 20 | 1 | 2 | 0 | 7 | 25 | .329 | 12 | 0 | 15 | 0 | .364 | 0 | 1 | 1-1 | 22 | 30 | 1 | .981 |
| 14 Karli Petty | .247 | 24-24 | 73 | 8 | 18 | 4 | 2 | 2 | 10 | 32 | .438 | 3 | 0 | 24 | 0 | .273 | 1 | 0 | 0-0 | 45 | 38 | 4 | .954 |
| 55 Raeleen Gutierrez | .227 | 24-24 | 66 | 3 | 15 | 2 | 0 | 0 | 7 | 17 | .258 | 6 | 0 | 5 | 0 | .288 | 1 | 1 | 1-1 | 151 | 6 | 1 | .994 |
| 12 Maci Bergeron | .222 | 13-10 | 27 | 3 | 6 | 1 | 0 | 0 | 1 | 7 | .259 | 5 | 1 | 8 | 1 | .364 | 0 | 0 | 0-0 | 59 | 5 | 0 | 1.000 |
| 8 Savannah Stewart | .209 | 20-14 | 43 | 3 | 9 | 1 | 0 | 0 | 1 | 10 | .233 | 1 | 0 | 5 | 0 | .227 | 0 | 0 | 0-1 | 18 | 0 | 0 | 1.000 |
| 5 Emma Strood | .000 | 2-0 | 2 | 0 | 0 | 0 | 0 | 0 | 0 | 0 | .000 | 0 | 0 | 2 | 0 | .000 | 0 | 0 | 0-0 | 0 | 0 | 0 | .000 |
| 9 Madilyn Giglio | .000 | 11-0 | 0 | 4 | 0 | 0 | 0 | 0 | 0 | 0 | .000 | 0 | 0 | 0 | 0 | .000 | 0 | 0 | 1-1 | 1 | 0 | 0 | 1.000 |
| 3 Maia Townsend | .000 | 7-0 | 0 | 2 | 0 | 0 | 0 | 0 | 0 | 0 | .000 | 0 | 0 | 0 | 0 | .000 | 0 | 0 | 2-2 | 0 | 0 | 0 | .000 |
| Totals | .285 | 24 | 639 | 91 | 182 | 26 | 5 | 11 | 87 | 251 | .393 | 65 | 4 | 122 | 4 | .352 | 6 | 7 | 12-18 | 482 | 171 | 12 | .982 |
| Opponents | .223 | 24 | 591 | 64 | 132 | 12 | 2 | 19 | 55 | 205 | .347 | 63 | 15 | 120 | 5 | .313 | 1 | 8 | 26-32 | 480 | 172 | 10 | .985 |

LOB - Team (150), Opp (132). DPs turned - Team (13), Opp (8).

(SEC games only Sorted by Earned run avg)

| Player | era | w-l | app | gs | cg | sho | sv | ip | h | r | er | bb | so | 2b | 3b | hr | b/avg | wp | hp | bk | sfa | sha |
|--------------------|------|-------|-----|----|----|-----|----|-------|-----|----|----|----|-----|----|----|----|-------|----|----|----|-----|-----|
| 10 Emilee Casanova | 0.00 | 1-0 | 1 | 0 | 0 | 0/0 | 0 | 2.0 | 1 | 0 | 0 | 0 | 1 | 0 | 0 | 0 | .143 | 0 | 0 | 0 | 0 | 0 |
| 22 Alea Johnson | 1.14 | 1-0 | 4 | 1 | 0 | 0/0 | 0 | 12.1 | 7 | 2 | 2 | 8 | 3 | 1 | 0 | 1 | .175 | 6 | 0 | 0 | 0 | 0 |
| 34 Raelin Chaffin | 2.14 | 1-0 | 6 | 3 | 1 | 0/0 | 0 | 16.1 | 18 | 5 | 5 | 7 | 5 | 1 | 0 | 3 | .290 | 2 | 4 | 0 | 0 | 1 |
| 2 Ali Kilponen | 2.45 | 6-6 | 12 | 11 | 8 | 1/0 | 0 | 65.2 | 51 | 29 | 23 | 26 | 56 | 5 | 0 | 9 | .212 | 5 | 5 | 0 | 0 | 4 |
| 29 Sydney Berzon | 2.72 | 4-5 | 12 | 9 | 6 | 1/0 | 0 | 64.1 | 55 | 28 | 25 | 22 | 55 | 5 | 2 | 6 | .228 | 4 | 6 | 0 | 1 | 3 |
| Totals | 2.40 | 13-11 | 24 | 24 | 15 | 2/0 | 0 | 160.2 | 132 | 64 | 55 | 63 | 120 | 12 | 2 | 19 | .223 | 17 | 15 | 0 | 1 | 8 |
| Opponents | 3.81 | 11-13 | 24 | 24 | 7 | 5/1 | 3 | 160.0 | 182 | 91 | 87 | 65 | 122 | 26 | 5 | 11 | .285 | 16 | 4 | 0 | 6 | 7 |

PB - Team (4), Bergeron 3, Newland 1, Opp (5). SBA/ATT - Newland (15-18), Kilponen (15-17), Bergeron (11-14), Berzon (7-10), Chaffin (2-3), A. Johnson (2-2).

2023 RESULTS

| DATE | OPPONENT | RESULT | INN | LSU R-H-E | OPP. R-H-E | RECORD [SEC] | PITCHER OF RECORD | ATT | TIME |
|----------------|---------------------|---------|-----|-----------|------------|---------------|-------------------|------|------|
| Feb. 10, 2023 | New Mexico! | W, 11-3 | 6 | 11-16-0 | 3-5-0 | 1-0 [0-0] | Kilponen [1-0] | 1867 | 2:14 |
| Feb. 11, 2023 | #19/25 Oregon St.! | W, 12-0 | 5 | 12-9-0 | 0-1-2 | 2-0 [0-0] | Berzon [1-0] | 1623 | 1:52 |
| Feb. 11, 2023 | New Mexico! | W, 11-3 | 6 | 11-11-1 | 3-10-2 | 3-0 [0-0] | Chaffin [1-0] | 1623 | 2:42 |
| Feb. 12, 2023 | #19/25 Oregon St.! | W, 3-0 | 7 | 3-8-0 | 0-2-1 | 4-0 [0-0] | Kilponen [2-0] | 1864 | 2:17 |
| Feb. 12, 2023 | Nicholls! | W, 4-3 | 7 | 4-8-1 | 3-4-1 | 5-0 [0-0] | Johnson [1-0] | 1959 | 2:17 |
| Feb. 17, 2023 | Ohio\$ | W, 8-0 | 5 | 8-12-1 | 0-3-2 | 6-0 [0-0] | Johnson [2-0] | 1721 | 1:56 |
| Feb. 17, 2023 | Utah\$ | W, 6-4 | 7 | 6-9-0 | 4-10-1 | 7-0 [0-0] | Berzon [2-0] | 1721 | 2:26 |
| Feb. 18, 2023 | Utah\$ | W, 2-1 | 7 | 2-5-1 | 1-6-0 | 8-0 [0-0] | Chaffin [2-0] | 1991 | 2:17 |
| Feb. 18, 2023 | Central Ark.\$ | W, 1-0 | 7 | 1-2-1 | 0-3-0 | 9-0 [0-0] | Kilponen [3-0] | 1991 | 1:51 |
| Feb. 19, 2023 | Central Ark.\$ | W, 3-1 | 7 | 3-9-1 | 1-5-0 | 10-0 [0-0] | Berzon [3-0] | 1753 | 2:26 |
| Feb. 21, 2023 | at Louisiana Tech | W, 3-1 | 7 | 3-9-1 | 1-5-3 | 11-0 [0-0] | Berzon [4-0] | 1100 | 2:14 |
| Feb. 22, 2023 | at ULM | W, 9-3 | 7 | 9-10-0 | 3-4-3 | 12-0 [0-0] | Berzon [5-0] | 1244 | 3:04 |
| Feb. 24, 2023 | A&M-Corpus Christi% | W, 11-0 | 5 | 11-11-0 | 0-4-2 | 13-0 [0-0] | Johnson [3-0] | 1890 | 1:39 |
| Feb. 25, 2023 | UL-Lafayette% | L, 5-4 | 7 | 4-6-1 | 5-7-1 | 13-1 [0-0] | Chaffin [2-1] | 2447 | 2:47 |
| Feb. 25, 2023 | A&M-Corpus Christi% | W, 12-0 | 5 | 12-10-1 | 0-2-1 | 14-1 [0-0] | Casanova [1-0] | 2447 | 1:54 |
| Feb. 26, 2023 | at UL-Lafayette% | W, 4-1 | 7 | 4-7-0 | 1-5-1 | 15-1 [0-0] | Kilponen [4-0] | 2403 | 2:20 |
| March 3, 2023 | vs. Michigan^ | W, 2-0 | 7 | 2-6-1 | 0-4-0 | 16-1 [0-0] | Kilponen [5-0] | 357 | 1:49 |
| March 3, 2023 | vs. LMU^ | W, 6-5 | 7 | 6-7-0 | 5-9-1 | 17-1 [0-0] | Berzon [6-0] | 478 | 2:09 |
| March 4, 2023 | vs. Minnesota^ | W, 3-0 | 7 | 3-7-1 | 0-3-2 | 18-1 [0-0] | Berzon [7-0] | 350 | 2:08 |
| March 4, 2023 | vs. San Jose St.^ | W, 12-6 | 7 | 12-14-2 | 6-5-1 | 19-1 [0-0] | Johnson [4-0] | 569 | 2:44 |
| March 5, 2023 | vs. Cal Poly^ | W, 12-4 | 5 | 12-14-1 | 4-6-1 | 20-1 [0-0] | Kilponen [6-0] | 323 | 2:08 |
| March 11, 2023 | at South Carolina | W, 9-1 | 7 | 9-16-1 | 1-3-1 | 21-1 [1-0] | Kilponen [7-0] | 1923 | 2:38 |
| March 13, 2023 | at South Carolina | L, 4-2 | 7 | 2-6-0 | 4-7-0 | 21-2 [1-1] | Berzon [7-1] | 1599 | 2:28 |
| March 13, 2023 | at South Carolina | W, 5-1 | 7 | 5-11-0 | 1-4-0 | 22-2 [2-1] | Kilponen [8-0] | 1599 | 2:30 |
| March 15, 2023 | at Southeastern La. | W, 11-1 | 6 | 11-10-0 | 1-3-4 | 23-2 [2-1] | Johnson [5-0] | 1137 | 2:23 |
| March 17, 2023 | #4/5 Tennessee | L, 5-0 | 7 | 0-2-1 | 5-6-0 | 23-3 [2-2] | Kilponen [8-1] | 2395 | 2:25 |
| March 18, 2023 | #4/5 Tennessee | L, 3-0 | 7 | 0-1-2 | 3-7-0 | 23-4 [2-3] | Berzon [7-2] | 2361 | 2:13 |
| March 19, 2023 | #4/5 Tennessee | L, 9-2 | 7 | 2-3-2 | 9-11-0 | 23-5 [2-4] | Kilponen [8-2] | 2198 | 2:42 |
| March 21, 2023 | McNeese | W, 6-2 | 7 | 6-12-0 | 2-5-0 | 24-5 [2-4] | Chaffin [3-1] | 1802 | 2:22 |
| March 24, 2023 | at Ole Miss | L, 5-1 | 7 | 1-8-3 | 5-9-0 | 24-6 [2-5] | Kilponen [8-3] | 257 | 2:57 |
| March 25, 2023 | at Ole Miss | W, 2-0 | 7 | 2-4-0 | 0-3-1 | 25-6 [3-5] | Berzon [8-2] | 747 | 2:17 |
| March 26, 2023 | at Ole Miss | W, 3-1 | 7 | 3-9-0 | 1-5-1 | 26-6 [4-5] | Berzon [9-2] | 577 | 2:12 |
| March 30, 2023 | BYU | W, 3-2 | 7 | 3-5-3 | 2-4-2 | 27-6 [4-5] | Berzon [10-2] | 1650 | 2:32 |
| March 31, 2023 | NC State | W, 12-0 | 5 | 12-10-0 | 0-4-1 | 28-6 [4-5] | Johnson [6-0] | 1697 | 1:52 |
| March 31, 2023 | BYU | W, 10-2 | 5 | 10-8-0 | 2-6-2 | 29-6 [4-5] | Chaffin [4-1] | 1697 | 1:52 |
| April 1, 2023 | Louisiana Tech | W, 6-2 | 7 | 6-9-0 | 2-4-1 | 30-6 [4-5] | Berzon [11-2] | 2321 | 2:12 |
| April 2, 2023 | NC State | W, 7-0 | 7 | 7-10-0 | 0-5-2 | 31-6 [4-5] | Kilponen [9-3] | 1852 | 1:59 |
| April 6, 2023 | Missouri | L, 8-6 | 7 | 6-8-1 | 8-9-1 | 31-7 [4-6] | Kilponen [9-4] | 1660 | 3:04 |
| April 7, 2023 | Missouri | W, 3-1 | 7 | 3-8-0 | 1-4-0 | 32-7 [5-6] | Chaffin [5-1] | 1807 | 1:57 |
| April 8, 2023 | Missouri | W, 9-1 | 5 | 9-10-0 | 1-4-0 | 33-7 [6-6] | Kilponen [10-4] | 2171 | 1:37 |
| April 11, 2023 | #1 Oklahoma | L, 3-0 | 7 | 0-3-1 | 3-2-1 | 33-8 [6-6] | Berzon [11-3] | 3073 | 2:26 |
| April 14, 2023 | at #21/24 Auburn | L, 5-3 | 7 | 3-6-0 | 5-8-0 | 33-9 [6-7] | Kilponen [10-5] | 2316 | 1:56 |
| April 15, 2023 | at #21/24 Auburn | W, 3-2 | 7 | 3-5-0 | 2-3-0 | 34-9 [7-7] | Berzon [12-3] | 2316 | 2:12 |
| April 16, 2023 | at #21/24 Auburn | L, 1-0 | 9 | 0-4-0 | 1-7-0 | 34-10 [7-8] | Berzon [12-4] | 2316 | 2:29 |
| April 18, 2023 | at McNeese | L, 4-3 | 7 | 3-8-3 | 4-5-0 | 34-11 [7-8] | Berzon [12-5] | 1488 | 2:02 |
| April 21, 2023 | Mississippi St. | W, 7-1 | 7 | 7-11-0 | 1-6-0 | 35-11 [8-8] | Berzon [13-5] | 2285 | 2:14 |
| April 22, 2023 | Mississippi St. | W, 10-4 | 7 | 10-15-0 | 4-8-0 | 36-11 [9-8] | Johnson [7-0] | 2338 | 2:47 |
| April 23, 2023 | Mississippi St. | W, 8-0 | 6 | 8-11-1 | 0-2-2 | 37-11 [10-8] | Kilponen [11-5] | 2237 | 2:02 |
| April 28, 2023 | at #16 Alabama | L, 4-0 | 7 | 0-5-1 | 4-7-0 | 37-12 [10-9] | Berzon [13-6] | 3940 | 2:04 |
| April 29, 2023 | at #16 Alabama | W, 6-1 | 7 | 6-10-0 | 1-2-2 | 38-12 [11-9] | Kilponen [12-5] | 3940 | 2:14 |
| April 30, 2023 | at #16 Alabama | L, 2-0 | 7 | 0-2-0 | 2-3-0 | 38-13 [11-10] | Kilponen [12-6] | 3940 | 2:50 |
| May 5, 2023 | #10/11 Georgia | L, 3-1 | 7 | 1-8-0 | 3-5-1 | 38-14 [11-11] | Berzon [13-7] | 2135 | 2:28 |
| May 7, 2023 | #10/11 Georgia | W, 2-1 | 7 | 2-7-0 | 1-3-0 | 39-14 [12-11] | Kilponen [13-6] | 2300 | 1:59 |
| May 7, 2023 | #10/11 Georgia | W, 9-1 | 6 | 9-12-0 | 1-6-1 | 40-14 [13-11] | Cassanova [2-0] | 2300 | 2:08 |
| May 10, 2023 | vs. Ole Miss* | L, 5-3 | 10 | 3-6-4 | 5-9-1 | 40-15 [13-11] | Kilponen [13-7] | 2286 | 3:18 |
| May 19, 2023 | Prairie View A&M~ | W, 12-2 | 5 | 12-15-1 | 2-2-3 | 41-15 [13-11] | Chaffin [6-1] | 2084 | 1:46 |
| May 20, 2023 | UL-Lafayette~ | W, 4-0 | 7 | 4-7-1 | 0-5-0 | 42-15 [13-11] | Berzon [14-7] | 2179 | 2:15 |
| May 21, 2023 | UL-Lafayette~ | L, 7-4 | 7 | 7-11-1 | 4-4-1 | 42-16 [13-11] | Johnson [7-1] | 2120 | 2:39 |
| May 21, 2023 | UL-Lafayette~ | L, 9-8 | 7 | 8-10-1 | 9-9-5 | 42-17 [13-11] | Beron [14-8] | 2166 | 2:52 |

Rankings reflect NFCA and USA Softball Top 25 on day of competition; Home games are bolded and played at Tiger Park; !-LSU Invitational; \$-Tiger Classic; %-LSU/ULL Crossover; ^-Judi Garman Classic; #-Purple & Gold Challenge; ~ - NCAA Tournament; [SEC]-SEC contest; *-SEC Tournament

2023 HR TRACKER

| NO. | PLAYER | OPPONENT (DATE) | PITCHER | ON-BASE | INNING | OUTS | COUNT | SCORE | FINAL |
|-----|-----------------------------------|---------------------------------------|-------------------|----------|----------|----------|------------|------------|----------------|
| 1 | Taylor Pleasants [1] | No. 19/25 Oregon St. (Feb. 11) | Stepto | 2 | 2 | 0 | 3-2 | 4-0 | W, 12-0 |
| 2 | Georgia Clark [1] | No. 19/25 Oregon St. (Feb. 11) | Haendiges | 1 | 3 | 1 | 3-2 | 9-0 | W, 12-0 |
| 3 | Taylor Pleasants [2] | New Mexico (Feb. 11) | Linton | 1 | 5 | 2 | 2-2 | 5-3 | W, 11-3 |
| 4 | Ali Newland [1] | New Mexico (Feb. 11) | Linton | 2 | 5 | 2 | 3-2 | 7-3 | W, 11-3 |
| 5 | Taylor Pleasants [3] | No. 19/25 Oregon St. (Feb. 12) | Haendiges | 1 | 5 | 1 | 2-1 | 1-0 | W, 3-0 |
| 6 | Taylor Pleasants [4] | Nicholls (Feb. 12) | VandenBout | 2 | 4 | 2 | 3-2 | 1-1 | W, 4-3 |
| 7 | Taylor Pleasants [5] | Utah (Feb.17) | Morris | 2 | 7 | 2 | 1-0 | 3-4 | W, 6-4 |
| 8 | McKenzie Redoutey [1]& | at Louisiana Tech (Feb. 21) | Menzina | 0 | 2 | 0 | 2-1 | 0-0 | W, 3-1 |
| 9 | McKenzie Redoutey [2] | at Louisiana Tech (Feb. 21) | Martinez | 0 | 6 | 2 | 1-0 | 1-1 | W, 3-1 |
| 10 | Danieca Coffey [1] | at ULM (Feb. 22) | Hulett | 2 | 2 | 1 | 3-2 | 1-0 | W, 9-3 |
| 11 | Georgia Clark [2] | at ULM (Feb. 22) | Chavarria | 2 | 4 | 0 | 2-2 | 4-3 | W, 9-3 |
| 12 | Georgia Clark [3] | A&M-Corpus Christi (Feb. 24) | Aholelei | 2 | 2 | 2 | 3-2 | 4-0 | W, 11-0 |
| 13 | Savannah Stewart [1] | A&M-Corpus Christi (Feb. 24) | Saenz | 2 | 3 | 1 | 2-2 | 7-0 | W, 11-0 |
| 14 | Georgia Clark [4]& | UL-Lafayette (Feb. 25) | Schorman | 0 | 6 | 0 | 2-0 | 2-5 | L, 5-4 |
| 15 | Ciara Briggs [1]* | A&M-Corpus Christi (Feb. 25) | Galvan | 3 | 2 | 1 | 1-0 | 2-0 | W, 12-0 |
| 16 | Taylor Pleasants [6]* | A&M-Corpus Christi (Feb. 25) | Galvan | 0 | 2 | 1 | 0-1 | 6-0 | W, 12-0 |
| 17 | Taylor Pleasants [7] | at UL-Lafayette (Feb. 26) | Landry | 1 | 4 | 1 | 1-2 | 0-1 | W, 4-1 |
| 18 | Danieca Coffey [2] | vs. Michigan (March 3) | LeBeau | 0 | 5 | 1 | 2-2 | 0-0 | W, 2-0 |
| 19 | Georgia Clark [5]& | vs. Michigan (March 3) | LeBeau | 0 | 6 | 0 | 3-2 | 1-0 | W, 2-0 |
| 20 | Taylor Pleasants [8] | vs. LMU (March 3) | Perez | 1 | 5 | 1 | 1-2 | 0-4 | W, 6-5 |
| 21 | McKenzie Redoutey [3]& | vs. Minnesota (March 4) | Hambrick | 0 | 6 | 0 | 1-1 | 2-0 | W, 3-0 |
| 22 | McKenzie Redoutey [4] | vs. Cal Poly (March 5) | Robbins | 1 | 2 | 0 | 2-2 | 0-2 | W, 12-4 |
| 23 | Ali Newland [2] | vs. Cal Poly (March 5) | Robbins | 1 | 4 | 1 | 2-0 | 2-4 | W, 12-4 |
| 24 | Karli Petty [1] | vs. Cal Poly (March 5) | Maier | 3 | 4 | 1 | 1-0 | 7-4 | W, 12-4 |
| 25 | McKenzie Redoutey [5] | at South Carolina (March 11) | Vaughan | 2 | 2 | 0 | 1-1 | 0-0 | W, 9-1 |
| 26 | Georgia Clark [6] | BYU (March 30) | Korth | 0 | 5 | 2 | 3-2 | 1-2 | W, 3-2 |
| 27 | Ciara Briggs [2] | BYU (March 31) | Temples | 3 | 2 | 1 | 0-0 | 1-0 | W, 10-2 |
| 28 | Georgia Clark [7]& | NC State (April 2) | Wyman | 0 | 5 | 0 | 1-2 | 5-0 | W, 7-0 |
| 29 | Raeleen Gutierrez [1] | NC State (April 2) | Wyman | 0 | 5 | 1 | 2-1 | 6-0 | W, 7-0 |
| 30 | Georgia Clark [8]& | Missouri (April 7) | Krings | 0 | 4 | 0 | 0-0 | 0-0 | W, 3-1 |
| 31 | Ali Newland [3] | Missouri (April 8) | Weber | 1 | 2 | 0 | 0-1 | 0-0 | W, 9-1 |
| 32 | Georgia Clark [9] | Missouri (April 8) | Krings | 1 | 4 | 0 | 2-1 | 7-1 | W, 9-1 |
| 33 | Ali Newland [4] | at No. 21/24 Auburn (April 14) | Penta | 1 | 7 | 0 | 1-2 | 0-5 | L, 5-3 |
| 34 | Karli Petty [2] | at No. 21/24 Auburn (April 14) | Penta | 0 | 7 | 1 | 0-0 | 2-5 | L, 5-3 |
| 35 | Georgia Clark [10] | at No. 21/24 Auburn (April 15) | Lowe | 1 | 4 | 2 | 1-2 | 0-1 | W, 3-2 |
| 36 | Karli Petty [3]& | Mississippi St. (April 22) | Marron | 0 | 6 | 0 | 1-1 | 9-4 | W, 10-4 |
| 37 | Georgia Clark [11]* | Mississippi State (April 23) | Marron | 2 | 6 | 1 | 2-1 | 4-0 | W, 8-0 |
| 38 | Ali Newland [5]* | Mississippi State (April 23) | Marron | 0 | 6 | 1 | 3-2 | 7-0 | W, 8-0 |
| 39 | Georgia Clark [12] | Georgia (May 7) | Kerpics | 1 | 1 | 2 | 3-2 | 0-1 | W, 9-1 |
| 40 | Maci Bergeron [1]& | Prairie View A&M (May 19) | Rojas | 0 | 2 | 0 | 2-2 | 3-1 | W, 12-2 |
| 41 | Ali Newland [6] | Prairie View A&M (May 19) | Massey | 1 | 3 | 2 | 1-1 | 10-1 | W, 12-2 |
| 42 | McKenzie Redoutey [6] | UL-Lafayette (May 20) | Landry | 0 | 2 | 1 | 1-0 | 0-0 | W, 4-0 |
| 43 | Karli Petty [4] | UL-Lafayette (May 21) | Schorman | 1 | 2 | 1 | 2-1 | 0-1 | L, 7-4 |
| 44 | Georgia Clark [13]& | UL-Lafayette (May 21) | Heath | 0 | 2 | 0 | 2-1 | 0-6 | L, 9-8 |

Bold represents game tying or go-ahead home run

***Back-to-Back Home Runs**

& Leadoff Home Run

2023 TEAM GAME-BY-GAME BATTING

| Date | Opponent | ab | r | h | rbi | 2b | 3b | hr | tb | bb | ibb | sb | cs | hbp | sac | sf | gdp | k | po | a | e | lob | avg |
|---------|---------------------|------|-----|-----|-----|----|----|----|-----|-----|-----|----|----|-----|-----|----|-----|-----|------|-----|----|-----|------|
| Feb 10 | NEW MEXICO | 32 | 11 | 16 | 11 | 2 | 0 | 0 | 18 | 4 | 0 | 2 | 0 | 0 | 0 | 0 | 0 | 1 | 18 | 6 | 0 | 8 | .500 |
| Feb 11 | OREGON ST. | 22 | 12 | 9 | 12 | 1 | 0 | 2 | 16 | 6 | 0 | 2 | 0 | 1 | 0 | 1 | 0 | 2 | 15 | 6 | 0 | 6 | .463 |
| Feb 11 | NEW MEXICO | 29 | 11 | 11 | 8 | 2 | 0 | 2 | 19 | 5 | 0 | 1 | 0 | 3 | 0 | 0 | 0 | 2 | 18 | 8 | 1 | 10 | .434 |
| Feb 12 | OREGON ST. | 25 | 3 | 8 | 3 | 0 | 0 | 1 | 11 | 4 | 0 | 2 | 1 | 1 | 0 | 1 | 0 | 8 | 21 | 1 | 0 | 10 | .407 |
| Feb 12 | NICHOLLS | 24 | 4 | 8 | 4 | 1 | 0 | 1 | 12 | 5 | 2 | 0 | 1 | 1 | 0 | 0 | 0 | 2 | 21 | 6 | 1 | 8 | .394 |
| Feb 17 | OHIO | 25 | 8 | 12 | 8 | 4 | 1 | 0 | 18 | 4 | 0 | 0 | 0 | 0 | 0 | 2 | 0 | 2 | 15 | 5 | 1 | 10 | .408 |
| Feb 17 | UTAH | 27 | 6 | 9 | 6 | 1 | 1 | 1 | 15 | 2 | 0 | 0 | 0 | 0 | 1 | 0 | 1 | 4 | 21 | 9 | 0 | 5 | .397 |
| Feb 18 | UTAH | 22 | 2 | 5 | 2 | 3 | 0 | 0 | 8 | 2 | 0 | 0 | 0 | 0 | 0 | 0 | 0 | 7 | 21 | 11 | 1 | 4 | .379 |
| Feb 18 | CENTRAL ARK. | 19 | 1 | 2 | 1 | 0 | 0 | 0 | 2 | 1 | 0 | 0 | 0 | 0 | 1 | 0 | 0 | 4 | 21 | 9 | 1 | 2 | .356 |
| Feb 19 | CENTRAL ARK. | 26 | 3 | 9 | 2 | 1 | 0 | 0 | 10 | 5 | 0 | 0 | 0 | 1 | 0 | 0 | 0 | 8 | 21 | 5 | 1 | 11 | .355 |
| Feb 21 | at Louisiana Tech | 31 | 3 | 9 | 3 | 1 | 0 | 2 | 16 | 1 | 0 | 0 | 0 | 0 | 0 | 0 | 0 | 2 | 21 | 7 | 1 | 8 | .348 |
| Feb 22 | at ULM | 34 | 9 | 10 | 8 | 0 | 0 | 2 | 16 | 9 | 0 | 1 | 0 | 0 | 0 | 0 | 0 | 5 | 21 | 9 | 0 | 13 | .342 |
| Feb 24 | A&M-CORPUS CHRISTI | 23 | 11 | 11 | 10 | 0 | 0 | 2 | 17 | 1 | 0 | 2 | 0 | 1 | 0 | 1 | 0 | 2 | 15 | 4 | 0 | 3 | .351 |
| Feb 25 | ULL | 26 | 4 | 6 | 4 | 1 | 0 | 1 | 10 | 4 | 0 | 1 | 0 | 1 | 1 | 0 | 0 | 8 | 21 | 12 | 1 | 7 | .342 |
| Feb 25 | A&M-CORPUS CHRISTI | 23 | 12 | 10 | 12 | 1 | 0 | 2 | 17 | 5 | 0 | 0 | 0 | 1 | 0 | 0 | 0 | 3 | 15 | 5 | 1 | 5 | .348 |
| Feb 26 | at ULL | 29 | 4 | 7 | 4 | 0 | 0 | 1 | 10 | 3 | 0 | 0 | 0 | 1 | 0 | 0 | 0 | 6 | 21 | 14 | 0 | 8 | .341 |
| Mar 03 | vs Michigan | 24 | 2 | 6 | 2 | 0 | 0 | 2 | 12 | 1 | 0 | 1 | 0 | 0 | 0 | 0 | 0 | 7 | 21 | 7 | 1 | 5 | .336 |
| Mar 03 | vs Loyola Marymount | 26 | 6 | 7 | 6 | 3 | 0 | 1 | 13 | 4 | 0 | 0 | 0 | 3 | 0 | 0 | 0 | 3 | 21 | 8 | 0 | 9 | .332 |
| Mar 04 | vs Minnesota | 29 | 3 | 7 | 2 | 2 | 0 | 1 | 12 | 2 | 0 | 3 | 0 | 1 | 1 | 0 | 0 | 5 | 21 | 5 | 1 | 9 | .327 |
| Mar 04 | vs San Jose St. | 34 | 12 | 14 | 11 | 3 | 0 | 0 | 17 | 12 | 0 | 0 | 0 | 0 | 0 | 1 | 0 | 4 | 21 | 6 | 2 | 14 | .332 |
| Mar 05 | vs Cal Poly | 26 | 12 | 14 | 12 | 3 | 0 | 3 | 26 | 3 | 0 | 0 | 0 | 1 | 0 | 0 | 0 | 1 | 15 | 5 | 1 | 6 | .342 |
| *Mar 11 | at South Carolina | 36 | 9 | 16 | 8 | 5 | 0 | 1 | 24 | 3 | 0 | 0 | 0 | 0 | 0 | 1 | 0 | 4 | 21 | 6 | 1 | 10 | .348 |
| *Mar 13 | at South Carolina | 26 | 2 | 6 | 2 | 2 | 0 | 0 | 8 | 6 | 0 | 0 | 0 | 0 | 0 | 0 | 0 | 10 | 18 | 8 | 0 | 9 | .343 |
| *Mar 13 | at South Carolina | 29 | 5 | 11 | 5 | 1 | 1 | 0 | 14 | 3 | 0 | 0 | 0 | 0 | 0 | 1 | 0 | 7 | 21 | 4 | 0 | 7 | .345 |
| Mar 15 | at Southeastern | 30 | 11 | 10 | 6 | 2 | 0 | 0 | 12 | 8 | 0 | 1 | 0 | 0 | 0 | 0 | 0 | 6 | 18 | 7 | 0 | 9 | .344 |
| *Mar 17 | TENNESSEE | 23 | 0 | 2 | 0 | 1 | 0 | 0 | 3 | 3 | 0 | 1 | 0 | 0 | 0 | 0 | 0 | 9 | 21 | 7 | 1 | 5 | .336 |
| *Mar 18 | TENNESSEE | 22 | 0 | 1 | 0 | 0 | 0 | 0 | 1 | 2 | 0 | 0 | 0 | 0 | 0 | 0 | 0 | 9 | 21 | 8 | 2 | 3 | .327 |
| *Mar 19 | TENNESSEE | 25 | 2 | 3 | 2 | 0 | 1 | 0 | 5 | 4 | 0 | 0 | 0 | 1 | 0 | 0 | 0 | 10 | 21 | 4 | 2 | 7 | .320 |
| Mar 21 | MCNEESE | 28 | 6 | 12 | 6 | 1 | 1 | 0 | 15 | 4 | 0 | 1 | 0 | 0 | 0 | 0 | 1 | 1 | 21 | 8 | 0 | 8 | .324 |
| *Mar 24 | at Ole Miss | 28 | 1 | 8 | 1 | 1 | 0 | 0 | 9 | 3 | 0 | 0 | 0 | 0 | 0 | 0 | 1 | 3 | 18 | 6 | 3 | 9 | .323 |
| *Mar 25 | at Ole Miss | 24 | 2 | 4 | 2 | 0 | 1 | 0 | 6 | 0 | 0 | 0 | 0 | 2 | 0 | 2 | 0 | 3 | 21 | 8 | 0 | 5 | .318 |
| *Mar 26 | at Ole Miss | 27 | 3 | 9 | 3 | 1 | 0 | 0 | 10 | 3 | 0 | 0 | 1 | 0 | 2 | 0 | 1 | 6 | 21 | 6 | 0 | 8 | .319 |
| Mar 30 | BYU | 23 | 3 | 5 | 3 | 0 | 0 | 1 | 8 | 4 | 0 | 0 | 0 | 0 | 2 | 0 | 0 | 5 | 21 | 7 | 3 | 8 | .316 |
| Mar 31 | NC STATE | 23 | 12 | 10 | 11 | 2 | 0 | 0 | 12 | 8 | 0 | 2 | 0 | 1 | 0 | 1 | 0 | 2 | 15 | 2 | 0 | 9 | .319 |
| Mar 31 | BYU | 19 | 10 | 8 | 10 | 1 | 1 | 1 | 14 | 4 | 0 | 2 | 0 | 0 | 1 | 1 | 0 | 2 | 15 | 7 | 0 | 3 | .321 |
| Apr 01 | LOUISIANA TECH | 26 | 6 | 9 | 6 | 0 | 1 | 0 | 11 | 3 | 0 | 3 | 0 | 0 | 0 | 0 | 1 | 1 | 21 | 13 | 0 | 5 | .322 |
| Apr 02 | NC STATE | 26 | 7 | 10 | 5 | 3 | 0 | 2 | 19 | 4 | 0 | 4 | 1 | 0 | 1 | 0 | 0 | 1 | 21 | 4 | 0 | 6 | .323 |
| *Apr 06 | MISSOURI | 27 | 6 | 8 | 6 | 0 | 1 | 0 | 10 | 7 | 0 | 1 | 0 | 0 | 1 | 0 | 2 | 0 | 21 | 11 | 1 | 8 | .323 |
| *Apr 07 | MISSOURI | 25 | 3 | 8 | 3 | 1 | 0 | 1 | 12 | 2 | 0 | 1 | 1 | 0 | 0 | 0 | 0 | 3 | 21 | 6 | 0 | 6 | .323 |
| *Apr 08 | MISSOURI | 21 | 9 | 10 | 8 | 3 | 0 | 2 | 19 | 4 | 0 | 0 | 0 | 0 | 0 | 0 | 0 | 4 | 15 | 6 | 0 | 4 | .326 |
| Apr 11 | OKLAHOMA | 23 | 0 | 3 | 0 | 0 | 0 | 0 | 3 | 1 | 0 | 0 | 0 | 0 | 0 | 0 | 1 | 13 | 21 | 11 | 1 | 4 | .321 |
| *Apr 14 | at Auburn | 24 | 3 | 6 | 3 | 0 | 0 | 2 | 12 | 0 | 0 | 0 | 2 | 0 | 1 | 0 | 0 | 5 | 18 | 6 | 0 | 1 | .320 |
| *Apr 15 | at Auburn | 26 | 3 | 5 | 3 | 1 | 0 | 1 | 9 | 1 | 0 | 0 | 0 | 0 | 0 | 0 | 0 | 8 | 21 | 15 | 0 | 3 | .317 |
| *Apr 16 | at Auburn | 30 | 0 | 4 | 0 | 0 | 0 | 0 | 4 | 2 | 0 | 0 | 0 | 0 | 0 | 0 | 0 | 8 | 26 | 10 | 0 | 5 | .312 |
| Apr 18 | at McNeese | 29 | 3 | 8 | 3 | 0 | 0 | 0 | 8 | 2 | 0 | 1 | 0 | 0 | 0 | 0 | 0 | 2 | 18 | 8 | 3 | 7 | .311 |
| *Apr 21 | MISSISSIPPI ST. | 26 | 7 | 11 | 7 | 2 | 0 | 0 | 13 | 4 | 0 | 2 | 0 | 1 | 1 | 1 | 0 | 1 | 21 | 9 | 0 | 8 | .314 |
| *Apr 22 | MISSISSIPPI ST. | 33 | 10 | 15 | 9 | 1 | 1 | 1 | 21 | 5 | 0 | 2 | 0 | 0 | 0 | 0 | 0 | 3 | 21 | 9 | 0 | 10 | .317 |
| *Apr 23 | MISSISSIPPI ST. | 28 | 8 | 11 | 7 | 1 | 0 | 2 | 18 | 3 | 0 | 0 | 0 | 0 | 0 | 1 | 0 | 2 | 18 | 2 | 1 | 8 | .319 |
| *Apr 28 | at Alabama | 24 | 0 | 5 | 0 | 0 | 0 | 0 | 5 | 1 | 0 | 0 | 1 | 0 | 0 | 0 | 0 | 6 | 18 | 6 | 1 | 4 | .317 |
| *Apr 29 | at Alabama | 32 | 6 | 10 | 6 | 1 | 0 | 0 | 11 | 4 | 0 | 0 | 0 | 0 | 0 | 0 | 0 | 2 | 21 | 11 | 0 | 9 | .317 |
| *Apr 30 | at Alabama | 23 | 0 | 2 | 0 | 0 | 0 | 0 | 2 | 1 | 0 | 1 | 0 | 0 | 0 | 0 | 0 | 9 | 18 | 6 | 0 | 3 | .313 |
| *May 05 | GEORGIA | 29 | 1 | 8 | 1 | 1 | 0 | 0 | 9 | 0 | 0 | 1 | 0 | 0 | 1 | 0 | 0 | 4 | 21 | 4 | 0 | 8 | .312 |
| *May 07 | GEORGIA | 22 | 2 | 7 | 2 | 1 | 0 | 0 | 8 | 1 | 0 | 0 | 1 | 0 | 1 | 0 | 0 | 3 | 21 | 6 | 0 | 4 | .312 |
| *May 07 | GEORGIA | 29 | 9 | 12 | 9 | 3 | 0 | 1 | 18 | 3 | 0 | 3 | 0 | 0 | 0 | 0 | 0 | 3 | 18 | 7 | 0 | 6 | .314 |
| May 10 | vs Ole Miss | 36 | 3 | 6 | 3 | 1 | 0 | 0 | 7 | 4 | 0 | 0 | 0 | 0 | 1 | 0 | 0 | 1 | 30 | 12 | 4 | 8 | .311 |
| May 19 | vs Prairie View | 25 | 12 | 15 | 9 | 2 | 2 | 2 | 27 | 0 | 0 | 2 | 0 | 1 | 1 | 2 | 1 | 2 | 15 | 2 | 1 | 5 | .316 |
| May 20 | vs ULL | 24 | 4 | 7 | 4 | 0 | 0 | 1 | 10 | 0 | 0 | 2 | 0 | 1 | 1 | 0 | 0 | 3 | 21 | 12 | 1 | 4 | .315 |
| May 21 | vs ULL | 27 | 4 | 4 | 4 | 1 | 1 | 1 | 10 | 4 | 0 | 3 | 0 | 0 | 0 | 0 | 0 | 3 | 18 | 7 | 1 | 6 | .312 |
| May 21 | vs ULL | 34 | 8 | 10 | 8 | 2 | 0 | 1 | 15 | 2 | 0 | 0 | 0 | 0 | 0 | 0 | 0 | 2 | 21 | 11 | 1 | 7 | .312 |
| Totals | | 1568 | 319 | 489 | 296 | 70 | 13 | 44 | 717 | 196 | 2 | 48 | 9 | 23 | 18 | 16 | 9 | 252 | 1163 | 430 | 41 | 400 | .312 |

2023 TEAM GAME-BY-GAME PITCHING

| Date | Opponent | ip | h | r | er | bb | so | 2b | 3b | hr | wp | bk | hbp | dp | ibb | score | w-l | sv | era |
|---------|---------------------|-------|-----|-----|-----|-----|-----|----|----|----|----|----|-----|----|-----|---------|-------|----|------|
| Feb 10 | NEW MEXICO | 6.0 | 5 | 3 | 3 | 1 | 7 | 0 | 0 | 2 | 1 | 0 | 0 | 0 | 0 | 11-3 | 1-0 | 0 | 3.50 |
| Feb 11 | OREGON ST. | 5.0 | 1 | 0 | 0 | 0 | 5 | 0 | 0 | 0 | 1 | 0 | 0 | 0 | 0 | 12-0 | 2-0 | 0 | 1.91 |
| Feb 11 | NEW MEXICO | 6.0 | 10 | 3 | 2 | 0 | 3 | 0 | 0 | 1 | 1 | 0 | 1 | 0 | 0 | 11-3 | 3-0 | 1 | 2.06 |
| Feb 12 | OREGON ST. | 7.0 | 2 | 0 | 0 | 3 | 10 | 0 | 0 | 0 | 0 | 0 | 0 | 0 | 0 | 3-0 | 4-0 | 1 | 1.46 |
| Feb 12 | NICHOLLS | 7.0 | 4 | 3 | 3 | 3 | 9 | 1 | 0 | 1 | 0 | 0 | 0 | 0 | 0 | 4-3 | 5-0 | 2 | 1.81 |
| Feb 17 | OHIO | 5.0 | 3 | 0 | 0 | 3 | 3 | 0 | 0 | 1 | 0 | 0 | 0 | 1 | 0 | 8-0 | 6-0 | 2 | 1.56 |
| Feb 17 | UTAH | 7.0 | 10 | 4 | 4 | 3 | 1 | 3 | 0 | 2 | 0 | 0 | 0 | 0 | 0 | 6-4 | 7-0 | 2 | 1.95 |
| Feb 18 | UTAH | 7.0 | 6 | 1 | 0 | 1 | 7 | 1 | 1 | 0 | 0 | 0 | 1 | 1 | 0 | 2-1 | 8-0 | 3 | 1.68 |
| Feb 18 | CENTRAL ARK. | 7.0 | 3 | 0 | 0 | 1 | 8 | 0 | 0 | 0 | 0 | 0 | 0 | 0 | 0 | 1-0 | 9-0 | 3 | 1.47 |
| Feb 19 | CENTRAL ARK. | 7.0 | 5 | 1 | 0 | 2 | 8 | 0 | 0 | 0 | 0 | 0 | 1 | 0 | 0 | 3-1 | 10-0 | 4 | 1.31 |
| Feb 21 | at Louisiana Tech | 7.0 | 6 | 1 | 1 | 4 | 8 | 0 | 0 | 0 | 1 | 0 | 3 | 0 | 0 | 3-1 | 11-0 | 5 | 1.28 |
| Feb 22 | at ULM | 7.0 | 4 | 3 | 3 | 6 | 7 | 0 | 0 | 0 | 1 | 0 | 1 | 1 | 0 | 9-3 | 12-0 | 5 | 1.44 |
| Feb 24 | A&M-CORPUS CHRISTI | 5.0 | 4 | 0 | 0 | 1 | 6 | 0 | 0 | 0 | 2 | 0 | 0 | 0 | 0 | 11-0 | 13-0 | 5 | 1.35 |
| Feb 25 | ULL | 7.0 | 7 | 5 | 5 | 3 | 2 | 0 | 0 | 2 | 1 | 0 | 1 | 0 | 0 | 4-5 | 13-1 | 5 | 1.63 |
| Feb 25 | A&M-CORPUS CHRISTI | 5.0 | 2 | 0 | 0 | 0 | 5 | 0 | 0 | 0 | 0 | 0 | 0 | 1 | 0 | 12-0 | 14-1 | 5 | 1.55 |
| Feb 26 | at ULL | 7.0 | 5 | 1 | 1 | 2 | 4 | 1 | 0 | 0 | 1 | 0 | 0 | 1 | 0 | 4-1 | 15-1 | 5 | 1.51 |
| Mar 03 | vs Michigan | 7.0 | 4 | 0 | 0 | 0 | 7 | 0 | 0 | 0 | 0 | 0 | 0 | 0 | 0 | 2-0 | 16-1 | 5 | 1.41 |
| Mar 03 | vs Loyola Marymount | 7.0 | 9 | 5 | 5 | 3 | 9 | 0 | 0 | 2 | 2 | 0 | 1 | 1 | 0 | 6-5 | 17-1 | 6 | 1.63 |
| Mar 04 | vs Minnesota | 7.0 | 3 | 0 | 0 | 0 | 8 | 1 | 0 | 0 | 1 | 0 | 1 | 1 | 0 | 3-0 | 18-1 | 6 | 1.54 |
| Mar 04 | vs San Jose St. | 7.0 | 5 | 6 | 4 | 4 | 4 | 0 | 0 | 1 | 2 | 0 | 0 | 0 | 0 | 12-6 | 19-1 | 6 | 1.67 |
| Mar 05 | vs Cal Poly | 5.0 | 6 | 4 | 2 | 3 | 6 | 2 | 0 | 0 | 1 | 0 | 1 | 1 | 0 | 12-4 | 20-1 | 6 | 1.71 |
| *Mar 11 | at South Carolina | 7.0 | 3 | 1 | 1 | 1 | 7 | 0 | 0 | 1 | 1 | 0 | 2 | 0 | 0 | 9-1 | 21-1 | 6 | 1.68 |
| *Mar 13 | at South Carolina | 6.0 | 7 | 4 | 4 | 1 | 3 | 1 | 0 | 1 | 0 | 0 | 2 | 3 | 0 | 2-4 | 21-2 | 6 | 1.80 |
| *Mar 13 | at South Carolina | 7.0 | 4 | 1 | 1 | 3 | 9 | 1 | 0 | 0 | 1 | 0 | 0 | 1 | 0 | 5-1 | 22-2 | 6 | 1.76 |
| Mar 15 | at Southeastern | 6.0 | 3 | 1 | 1 | 9 | 6 | 1 | 0 | 1 | 2 | 0 | 0 | 1 | 0 | 11-1 | 23-2 | 6 | 1.74 |
| *Mar 17 | TENNESSEE | 7.0 | 6 | 5 | 4 | 7 | 7 | 0 | 0 | 1 | 1 | 0 | 0 | 0 | 0 | 0-5 | 23-3 | 6 | 1.83 |
| *Mar 18 | TENNESSEE | 7.0 | 7 | 3 | 3 | 2 | 4 | 1 | 0 | 1 | 0 | 0 | 0 | 0 | 0 | 0-3 | 23-4 | 6 | 1.88 |
| *Mar 19 | TENNESSEE | 7.0 | 11 | 9 | 6 | 5 | 8 | 0 | 0 | 3 | 2 | 0 | 0 | 0 | 0 | 2-9 | 23-5 | 6 | 2.04 |
| Mar 21 | MCNEESE | 7.0 | 5 | 2 | 2 | 0 | 2 | 1 | 0 | 1 | 1 | 0 | 2 | 1 | 0 | 6-2 | 24-5 | 6 | 2.04 |
| *Mar 24 | at Ole Miss | 6.0 | 9 | 5 | 3 | 3 | 3 | 2 | 0 | 0 | 0 | 0 | 0 | 1 | 0 | 1-5 | 24-6 | 6 | 2.08 |
| *Mar 25 | at Ole Miss | 7.0 | 3 | 0 | 0 | 2 | 10 | 0 | 0 | 0 | 1 | 0 | 1 | 1 | 0 | 2-0 | 25-6 | 6 | 2.01 |
| *Mar 26 | at Ole Miss | 7.0 | 5 | 1 | 1 | 1 | 3 | 0 | 1 | 0 | 1 | 0 | 0 | 1 | 0 | 3-1 | 26-6 | 6 | 1.98 |
| Mar 30 | BYU | 7.0 | 4 | 2 | 2 | 1 | 9 | 1 | 0 | 0 | 1 | 0 | 0 | 0 | 0 | 3-2 | 27-6 | 6 | 1.98 |
| Mar 31 | NC STATE | 5.0 | 4 | 0 | 0 | 1 | 4 | 1 | 0 | 0 | 0 | 0 | 1 | 1 | 0 | 12-0 | 28-6 | 6 | 1.93 |
| Mar 31 | BYU | 5.0 | 6 | 2 | 2 | 2 | 4 | 1 | 0 | 0 | 1 | 0 | 0 | 0 | 0 | 10-2 | 29-6 | 6 | 1.95 |
| Apr 01 | LOUISIANA TECH | 7.0 | 4 | 2 | 2 | 0 | 5 | 1 | 0 | 1 | 0 | 0 | 2 | 1 | 0 | 6-2 | 30-6 | 6 | 1.95 |
| Apr 02 | NC STATE | 7.0 | 5 | 0 | 0 | 2 | 6 | 0 | 0 | 0 | 0 | 0 | 3 | 0 | 0 | 7-0 | 31-6 | 6 | 1.90 |
| *Apr 06 | MISSOURI | 7.0 | 9 | 8 | 6 | 7 | 7 | 1 | 0 | 0 | 1 | 0 | 0 | 0 | 0 | 6-8 | 31-7 | 6 | 2.01 |
| *Apr 07 | MISSOURI | 7.0 | 4 | 1 | 1 | 1 | 2 | 1 | 0 | 1 | 1 | 0 | 1 | 0 | 0 | 3-1 | 32-7 | 6 | 1.98 |
| *Apr 08 | MISSOURI | 5.0 | 4 | 1 | 1 | 0 | 1 | 0 | 0 | 1 | 0 | 0 | 2 | 0 | 0 | 9-1 | 33-7 | 6 | 1.97 |
| Apr 11 | OKLAHOMA | 7.0 | 2 | 3 | 0 | 1 | 4 | 0 | 0 | 1 | 0 | 0 | 0 | 0 | 0 | 0-3 | 33-8 | 6 | 1.92 |
| *Apr 14 | at Auburn | 6.0 | 8 | 5 | 5 | 1 | 5 | 1 | 0 | 2 | 0 | 0 | 0 | 1 | 0 | 3-5 | 33-9 | 6 | 2.01 |
| *Apr 15 | at Auburn | 7.0 | 3 | 2 | 2 | 4 | 4 | 1 | 0 | 1 | 1 | 0 | 0 | 0 | 0 | 3-2 | 34-9 | 6 | 2.01 |
| *Apr 16 | at Auburn | 8.2 | 7 | 1 | 1 | 4 | 7 | 0 | 0 | 0 | 1 | 0 | 1 | 0 | 0 | 0-1 | 34-10 | 6 | 1.97 |
| Apr 18 | at McNeese | 6.0 | 5 | 4 | 2 | 2 | 5 | 0 | 0 | 1 | 0 | 0 | 0 | 0 | 0 | 3-4 | 34-11 | 6 | 1.98 |
| *Apr 21 | MISSISSIPPI ST. | 7.0 | 6 | 1 | 1 | 2 | 8 | 1 | 1 | 0 | 0 | 0 | 2 | 1 | 0 | 7-1 | 35-11 | 6 | 1.96 |
| *Apr 22 | MISSISSIPPI ST. | 7.0 | 8 | 4 | 4 | 6 | 1 | 0 | 0 | 2 | 2 | 0 | 0 | 2 | 0 | 10-4 | 36-11 | 6 | 2.00 |
| *Apr 23 | MISSISSIPPI ST. | 6.0 | 2 | 0 | 0 | 1 | 8 | 0 | 0 | 0 | 0 | 0 | 0 | 0 | 0 | 8-0 | 37-11 | 6 | 1.96 |
| *Apr 28 | at Alabama | 6.0 | 7 | 4 | 3 | 2 | 2 | 0 | 0 | 1 | 0 | 0 | 1 | 0 | 0 | 0-4 | 37-12 | 6 | 1.99 |
| *Apr 29 | at Alabama | 7.0 | 2 | 1 | 1 | 3 | 3 | 0 | 0 | 1 | 0 | 0 | 1 | 1 | 0 | 6-1 | 38-12 | 6 | 1.97 |
| *Apr 30 | at Alabama | 6.0 | 3 | 2 | 2 | 1 | 3 | 0 | 0 | 1 | 0 | 0 | 0 | 0 | 0 | 0-2 | 38-13 | 6 | 1.98 |
| *May 05 | GEORGIA | 7.0 | 5 | 3 | 3 | 5 | 6 | 0 | 0 | 1 | 1 | 0 | 1 | 0 | 0 | 1-3 | 38-14 | 6 | 2.00 |
| *May 07 | GEORGIA | 7.0 | 3 | 1 | 1 | 0 | 7 | 1 | 0 | 1 | 0 | 0 | 0 | 0 | 0 | 2-1 | 39-14 | 6 | 1.98 |
| *May 07 | GEORGIA | 6.0 | 6 | 1 | 1 | 1 | 2 | 1 | 0 | 0 | 3 | 0 | 1 | 1 | 0 | 9-1 | 40-14 | 6 | 1.97 |
| May 10 | vs Ole Miss | 10.0 | 9 | 5 | 2 | 0 | 10 | 2 | 0 | 1 | 0 | 0 | 1 | 0 | 0 | 3-5 | 40-15 | 6 | 1.95 |
| May 19 | vs Prairie View | 5.0 | 2 | 2 | 1 | 6 | 8 | 1 | 0 | 1 | 0 | 0 | 0 | 1 | 0 | 12-2 | 41-15 | 6 | 1.94 |
| May 20 | vs ULL | 7.0 | 5 | 0 | 0 | 1 | 4 | 0 | 0 | 0 | 0 | 0 | 0 | 0 | 0 | 4-0 | 42-15 | 6 | 1.91 |
| May 21 | vs ULL | 6.0 | 11 | 7 | 6 | 1 | 3 | 0 | 0 | 3 | 0 | 0 | 2 | 0 | 0 | 4-7 | 42-16 | 6 | 1.99 |
| May 21 | vs ULL | 7.0 | 9 | 9 | 8 | 4 | 2 | 0 | 0 | 2 | 1 | 0 | 1 | 0 | 0 | 8-9 | 42-17 | 6 | 2.09 |
| Totals | | 387.2 | 310 | 143 | 116 | 136 | 319 | 30 | 3 | 42 | 39 | 0 | 38 | 26 | 0 | 319-143 | 42-17 | 6 | 2.09 |

2023 STARTING LINEUPS

| DATE | OPPONENT | 1 | 2 | 3 | 4 | 5 | 6 | 7 | 8 | 9 | # (RECORD) |
|----------|---------------------|--------|--------|-----------|---------|-----------|-----------|-----------|-----------|-----------|---------------|
| FEB. 10 | NEW MEXICO | COFFEY | BRIGGS | PLEASANTS | CLARK | REDOUTEY | PETTY | CARSON | BERGERON | NEWLAND | 1-0 |
| FEB. 11 | #19/25 OREGON ST. | COFFEY | BRIGGS | PLEASANTS | CLARK | PETTY | NEWLAND | REDOUTEY | CARSON | STEWART | 2-0 |
| FEB. 11 | NEW MEXICO | COFFEY | BRIGGS | PLEASANTS | CLARK | PETTY | NEWLAND | REDOUTEY | BERGERON | GUTIERREZ | 3-0 |
| FEB. 12 | #19/25 OREGON ST. | COFFEY | BRIGGS | PLEASANTS | CLARK | PETTY | NEWLAND | REDOUTEY | BERGERON | GUTIERREZ | 4-0 |
| FEB. 12 | NICHOLLS | COFFEY | BRIGGS | PLEASANTS | CLARK | PETTY | NEWLAND | REDOUTEY | WALKER | STEWART | 5-0 |
| FEB. 17 | OHIO | COFFEY | BRIGGS | PLEASANTS | CLARK | PETTY | NEWLAND | REDOUTEY | BERGERON | STEWART | 6-0 |
| FEB. 17 | UTAH | COFFEY | BRIGGS | PLEASANTS | CLARK | PETTY | NEWLAND | REDOUTEY | BERGERON | GUTIERREZ | 7-0 |
| FEB. 18 | UTAH | COFFEY | BRIGGS | PLEASANTS | CLARK | PETTY | NEWLAND | REDOUTEY | BERGERON | GUTIERREZ | 8-0 |
| FEB. 18 | CENTRAL ARK. | COFFEY | BRIGGS | PLEASANTS | CLARK | PETTY | NEWLAND | REDOUTEY | BERGERON | GUTIERREZ | 9-0 |
| FEB. 19 | CENTRAL ARK. | COFFEY | BRIGGS | PLEASANTS | CLARK | PETTY | REDOUTEY | GUTIERREZ | BERGERON | STEWART | 10-0 |
| FEB. 21 | AT LOUISIANA TECH | COFFEY | BRIGGS | PLEASANTS | CLARK | PETTY | REDOUTEY | NEWLAND | BERGERON | GUTIERREZ | 11-0 |
| FEB. 22 | AT ULM | COFFEY | BRIGGS | PLEASANTS | CLARK | REDOUTEY | PETTY | NEWLAND | BERGERON | GUTIERREZ | 12-0 |
| FEB. 24 | A&M-CORPUS CHRISTI | COFFEY | BRIGGS | PLEASANTS | CLARK | REDOUTEY | PETTY | NEWLAND | WALKER | STEWART | 13-0 |
| FEB. 25 | UL-LAFAYETTE | COFFEY | BRIGGS | PLEASANTS | CLARK | REDOUTEY | PETTY | NEWLAND | BERGERON | GUTIERREZ | 13-1 |
| FEB. 25 | A&M-CORPUS CHRISTI | COFFEY | BRIGGS | PLEASANTS | CLARK | REDOUTEY | PETTY | NEWLAND | GUTIERREZ | STEWART | 14-1 |
| FEB. 26 | AT UL-LAFAYETTE | COFFEY | BRIGGS | PLEASANTS | CLARK | REDOUTEY | PETTY | GUTIERREZ | BERGERON | STEWART | 15-1 |
| MARCH 3 | VS. MICHIGAN | COFFEY | BRIGGS | PLEASANTS | CLARK | REDOUTEY | PETTY | NEWLAND | BERGERON | GUTIERREZ | 16-1 |
| MARCH 3 | VS. LMU | COFFEY | BRIGGS | PLEASANTS | CLARK | REDOUTEY | PETTY | GUTIERREZ | NEWLAND | STEWART | 17-1 |
| MARCH 4 | VS. MINNESOTA | COFFEY | BRIGGS | PLEASANTS | CLARK | PETTY | GUTIERREZ | REDOUTEY | BERGERON | NEWLAND | 18-1 |
| MARCH 4 | VS. SAN JOSE ST. | COFFEY | BRIGGS | PLEASANTS | CLARK | PETTY | GUTIERREZ | REDOUTEY | NEWLAND | STEWART | 19-1 |
| MARCH 5 | VS. CAL POLY | COFFEY | BRIGGS | PLEASANTS | CLARK | GUTIERREZ | REDOUTEY | PETTY | BERGERON | NEWLAND | 20-1 |
| MARCH 11 | AT SOUTH CAROLINA | COFFEY | BRIGGS | PLEASANTS | CLARK | GUTIERREZ | PETTY | REDOUTEY | BERGERON | NEWLAND | 21-1 (1-0) |
| MARCH 13 | AT SOUTH CAROLINA | COFFEY | BRIGGS | PLEASANTS | CLARK | GUTIERREZ | PETTY | REDOUTEY | BERGERON | NEWLAND | 21-2 (1-1) |
| MARCH 13 | AT SOUTH CAROLINA | COFFEY | BRIGGS | PLEASANTS | CLARK | GUTIERREZ | NEWLAND | PETTY | BERGERON | REDOUTEY | 22-2 (2-1) |
| MARCH 15 | AT SOUTHEASTERN LA. | COFFEY | BRIGGS | PLEASANTS | CLARK | GUTIERREZ | NEWLAND | PETTY | BERGERON | REDOUTEY | 23-2 (2-1) |
| MARCH 17 | TENNESSEE | COFFEY | BRIGGS | PLEASANTS | CLARK | GUTIERREZ | NEWLAND | PETTY | BERGERON | REDOUTEY | 23-3 (2-2) |
| MARCH 18 | TENNESSEE | COFFEY | BRIGGS | NEWLAND | CLARK | GUTIERREZ | PETTY | REDOUTEY | WALKER | STEWART | 23-4 (2-3) |
| MARCH 19 | TENNESSEE | COFFEY | BRIGGS | NEWLAND | CLARK | GUTIERREZ | PETTY | REDOUTEY | WALKER | STEWART | 23-5 (2-4) |
| MARCH 21 | MCNEESE | COFFEY | BRIGGS | NEWLAND | CLARK | GUTIERREZ | PETTY | REDOUTEY | BERGERON | WALKER | 24-5 (2-4) |
| MARCH 24 | AT OLE MISS | COFFEY | BRIGGS | NEWLAND | CLARK | GUTIERREZ | PETTY | REDOUTEY | BERGERON | WALKER | 24-6 (2-5) |
| MARCH 25 | AT OLE MISS | COFFEY | BRIGGS | CLARK | NEWLAND | PETTY | GUTIERREZ | PLEASANTS | BERGERON | REDOUTEY | 25-6 (3-5) |
| MARCH 26 | AT OLE MISS | COFFEY | BRIGGS | CLARK | NEWLAND | PETTY | GUTIERREZ | PLEASANTS | BERGERON | REDOUTEY | 26-6 (4-5) |
| MARCH 30 | BYU | COFFEY | BRIGGS | NEWLAND | CLARK | PETTY | GUTIERREZ | PLEASANTS | REDOUTEY | STEWART | 27-6 (4-5) |
| MARCH 31 | NC STATE | COFFEY | BRIGGS | NEWLAND | CLARK | PETTY | GUTIERREZ | PLEASANTS | BERGERON | REDOUTEY | 28-6 (4-5) |
| MARCH 31 | BYU | COFFEY | BRIGGS | NEWLAND | CLARK | PETTY | GUTIERREZ | PLEASANTS | BERGERON | REDOUTEY | 29-6 (4-5) |
| APRIL 1 | LOUISIANA TECH | COFFEY | BRIGGS | NEWLAND | CLARK | PETTY | GUTIERREZ | PLEASANTS | REDOUTEY | STEWART | 30-6 (4-5) |
| APRIL 2 | NC STATE | COFFEY | BRIGGS | NEWLAND | CLARK | PETTY | GUTIERREZ | PLEASANTS | BERGERON | REDOUTEY | 31-6 (4-5) |
| APRIL 6 | MISSOURI | COFFEY | BRIGGS | NEWLAND | CLARK | PETTY | GUTIERREZ | PLEASANTS | BERGERON | REDOUTEY | 31-7 (4-6) |
| APRIL 7 | MISSOURI | COFFEY | BRIGGS | PETTY | CLARK | NEWLAND | GUTIERREZ | PLEASANTS | REDOUTEY | STEWART | 32-7 (5-6) |
| APRIL 8 | MISSOURI | COFFEY | BRIGGS | PETTY | CLARK | NEWLAND | GUTIERREZ | PLEASANTS | REDOUTEY | STEWART | 33-7 (6-6) |
| APRIL 11 | #1 OKLAHOMA | COFFEY | BRIGGS | PETTY | CLARK | NEWLAND | GUTIERREZ | PLEASANTS | REDOUTEY | STEWART | 33-8 (6-6) |
| APRIL 14 | AT #21/24 AUBURN | COFFEY | BRIGGS | NEWLAND | CLARK | PETTY | GUTIERREZ | PLEASANTS | REDOUTEY | STEWART | 33-9 (6-7) |
| APRIL 15 | AT #21/24 AUBURN | COFFEY | BRIGGS | NEWLAND | CLARK | PETTY | GUTIERREZ | PLEASANTS | REDOUTEY | STEWART | 34-9 (7-7) |
| APRIL 16 | AT #21/24 AUBURN | COFFEY | BRIGGS | NEWLAND | CLARK | PETTY | GUTIERREZ | PLEASANTS | REDOUTEY | STEWART | 34-10 (7-8) |
| APRIL 18 | AT MCNEESE | COFFEY | BRIGGS | NEWLAND | CLARK | PETTY | GUTIERREZ | PLEASANTS | BERGERON | REDOUTEY | 34-11 (7-8) |
| APRIL 21 | MISSISSIPPI ST. | COFFEY | BRIGGS | PLEASANTS | CLARK | NEWLAND | PETTY | REDOUTEY | GUTIERREZ | STEWART | 35-11 (8-8) |
| APRIL 22 | MISSISSIPPI ST. | COFFEY | BRIGGS | PLEASANTS | CLARK | NEWLAND | PETTY | REDOUTEY | GUTIERREZ | STEWART | 36-11 (9-8) |
| APRIL 23 | MISSISSIPPI ST. | COFFEY | BRIGGS | PLEASANTS | CLARK | NEWLAND | PETTY | REDOUTEY | GUTIERREZ | STEWART | 37-11 (10-8) |
| APRIL 28 | AT #16 ALABAMA | COFFEY | BRIGGS | PLEASANTS | CLARK | NEWLAND | PETTY | REDOUTEY | GUTIERREZ | STEWART | 37-12 (10-9) |
| APRIL 29 | AT #16 ALABAMA | COFFEY | BRIGGS | PLEASANTS | CLARK | NEWLAND | PETTY | REDOUTEY | BERGERON | GUTIERREZ | 38-12 (11-9) |
| APRIL 30 | AT #16 ALABAMA | COFFEY | BRIGGS | PLEASANTS | CLARK | NEWLAND | PETTY | REDOUTEY | GUTIERREZ | STEWART | 38-13 (11-10) |
| MAY 5 | #10/11 GEORGIA | COFFEY | BRIGGS | PLEASANTS | CLARK | NEWLAND | PETTY | REDOUTEY | GUTIERREZ | STEWART | 38-14 (11-11) |
| MAY 7 | #10/11 GEORGIA | COFFEY | BRIGGS | PLEASANTS | CLARK | NEWLAND | PETTY | REDOUTEY | BERGERON | GUTIERREZ | 39-14 (12-11) |
| MAY 7 | #10/11 GEORGIA | COFFEY | BRIGGS | PLEASANTS | CLARK | NEWLAND | REDOUTEY | PETTY | GUTIERREZ | STEWART | 40-14 (13-11) |
| MAY 10 | VS. OLE MISS | COFFEY | BRIGGS | PLEASANTS | CLARK | NEWLAND | REDOUTEY | PETTY | GUTIERREZ | STEWART | 40-15 (13-11) |
| MAY 19 | PRAIRIE VIEW A&M | COFFEY | BRIGGS | PLEASANTS | CLARK | NEWLAND | REDOUTEY | PETTY | BERGERON | GUTIERREZ | 41-15 (13-11) |
| MAY 20 | UL-LAFAYETTE | COFFEY | BRIGGS | PLEASANTS | CLARK | NEWLAND | REDOUTEY | PETTY | GUTIERREZ | STEWART | 42-15 (13-11) |
| MAY 21 | UL-LAFAYETTE | COFFEY | BRIGGS | PLEASANTS | CLARK | NEWLAND | REDOUTEY | PETTY | GUTIERREZ | STEWART | 42-16 (13-11) |
| MAY 21 | UL-LAFAYETTE | COFFEY | BRIGGS | PLEASANTS | CLARK | NEWLAND | REDOUTEY | PETTY | GUTIERREZ | STEWART | 42-17 (13-11) |

2023 STARTERS BY POSITION

| DATE | OPPONENT | C | 1B | 2B | 3B | SS | LF | CF | RF | DP | SP |
|----------|--------------------|----------|-----------|--------|--------|-----------|---------|--------|----------|----------|----------|
| FEB. 10 | NEW MEXICO | BERGERON | CLARK | PETTY | COFFEY | PLEASANTS | NEWLAND | BRIGGS | REDOUTEY | CARSON | KILPONEN |
| FEB. 11 | #19/25 OREGON ST. | CARSON | CLARK | PETTY | COFFEY | PLEASANTS | NEWLAND | BRIGGS | REDOUTEY | STEWART | BERZON |
| FEB. 11 | NEW MEXICO | BERGERON | GUTIERREZ | PETTY | COFFEY | PLEASANTS | NEWLAND | BRIGGS | REDOUTEY | CLARK | CHAFFIN |
| FEB. 12 | #19/25 OREGON ST. | BERGERON | GUTIERREZ | PETTY | COFFEY | PLEASANTS | NEWLAND | BRIGGS | REDOUTEY | CLARK | KILPONEN |
| FEB. 12 | NICHOLLS | NEWLAND | CLARK | PETTY | COFFEY | PLEASANTS | STEWART | BRIGGS | REDOUTEY | WALKER | JOHNSON |
| FEB. 17 | OHIO | NEWLAND | CLARK | PETTY | COFFEY | PLEASANTS | STEWART | BRIGGS | REDOUTEY | BERGERON | JOHNSON |
| FEB. 17 | UTAH | BERGERON | GUTIERREZ | PETTY | COFFEY | PLEASANTS | NEWLAND | BRIGGS | REDOUTEY | CLARK | KILPONEN |
| FEB. 18 | UTAH | BERGERON | GUTIERREZ | PETTY | COFFEY | PLEASANTS | NEWLAND | BRIGGS | REDOUTEY | CLARK | CHAFFIN |
| FEB. 18 | CENTRAL ARK. | BERGERON | GUTIERREZ | PETTY | COFFEY | PLEASANTS | NEWLAND | BRIGGS | REDOUTEY | CLARK | KILPONEN |
| FEB. 19 | CENTRAL ARK. | BERGERON | GUTIERREZ | PETTY | COFFEY | PLEASANTS | STEWART | BRIGGS | REDOUTEY | CLARK | BERZON |
| FEB. 21 | AT LOUISIANA TECH | BERGERON | GUTIERREZ | PETTY | COFFEY | PLEASANTS | NEWLAND | BRIGGS | REDOUTEY | CLARK | CHAFFIN |
| FEB. 22 | AT ULM | BERGERON | GUTIERREZ | PETTY | COFFEY | PLEASANTS | NEWLAND | BRIGGS | REDOUTEY | CLARK | KILPONEN |
| FEB. 24 | A&M-CORPUS CHRISTI | NEWLAND | CLARK | PETTY | COFFEY | PLEASANTS | STEWART | BRIGGS | REDOUTEY | WALKER | JOHNSON |
| FEB. 25 | UL-LAFAYETTE | BERGERON | GUTIERREZ | PETTY | COFFEY | PLEASANTS | NEWLAND | BRIGGS | REDOUTEY | CLARK | CHAFFIN |
| FEB. 25 | A&M-CORPUS CHRISTI | NEWLAND | GUTIERREZ | PETTY | COFFEY | PLEASANTS | STEWART | BRIGGS | REDOUTEY | CLARK | CASANOVA |
| FEB. 26 | AT UL-LAFAYETTE | BERGERON | GUTIERREZ | PETTY | COFFEY | PLEASANTS | STEWART | BRIGGS | REDOUTEY | CLARK | KILPONEN |
| MARCH 3 | VS. MICHIGAN | BERGERON | GUTIERREZ | PETTY | COFFEY | PLEASANTS | NEWLAND | BRIGGS | REDOUTEY | CLARK | KILPONEN |
| MARCH 3 | VS. LMU | NEWLAND | GUTIERREZ | PETTY | COFFEY | PLEASANTS | STEWART | BRIGGS | REDOUTEY | CLARK | CHAFFIN |
| MARCH 4 | VS. MINNESOTA | BERGERON | GUTIERREZ | PETTY | COFFEY | PLEASANTS | NEWLAND | BRIGGS | REDOUTEY | CLARK | BERZON |
| MARCH 4 | VS. SAN JOSE ST. | NEWLAND | GUTIERREZ | PETTY | COFFEY | PLEASANTS | STEWART | BRIGGS | REDOUTEY | CLARK | JOHNSON |
| MARCH 5 | VS. CAL POLY | BERGERON | GUTIERREZ | PETTY | COFFEY | PLEASANTS | NEWLAND | BRIGGS | REDOUTEY | CLARK | CASANOVA |
| MARCH 11 | AT SOUTH CAROLINA | BERGERON | GUTIERREZ | PETTY | COFFEY | PLEASANTS | NEWLAND | BRIGGS | REDOUTEY | CLARK | KILPONEN |
| MARCH 13 | AT SOUTH CAROLINA | BERGERON | GUTIERREZ | PETTY | COFFEY | PLEASANTS | NEWLAND | BRIGGS | REDOUTEY | CLARK | BERZON |
| MARCH 13 | AT SOUTH CAROLINA | BERGERON | GUTIERREZ | PETTY | COFFEY | PLEASANTS | NEWLAND | BRIGGS | REDOUTEY | CLARK | BERZON |
| MARCH 15 | AT SOUTHEASTERN LA | BERGERON | GUTIERREZ | PETTY | COFFEY | PLEASANTS | NEWLAND | BRIGGS | REDOUTEY | CLARK | JOHNSON |
| MARCH 17 | TENNESSEE | BERGERON | GUTIERREZ | PETTY | COFFEY | PLEASANTS | NEWLAND | BRIGGS | REDOUTEY | CLARK | KILPONEN |
| MARCH 18 | TENNESSEE | NEWLAND | GUTIERREZ | WALKER | COFFEY | PETTY | STEWART | BRIGGS | REDOUTEY | CLARK | BERZON |
| MARCH 19 | TENNESSEE | NEWLAND | GUTIERREZ | WALKER | COFFEY | PETTY | STEWART | BRIGGS | REDOUTEY | CLARK | KILPONEN |
| MARCH 21 | MCNEESE | BERGERON | GUTIERREZ | WALKER | COFFEY | PETTY | NEWLAND | BRIGGS | REDOUTEY | CLARK | CHAFFIN |
| MARCH 24 | AT OLE MISS | BERGERON | GUTIERREZ | WALKER | COFFEY | PETTY | NEWLAND | BRIGGS | REDOUTEY | CLARK | KILPONEN |
| MARCH 25 | AT OLE MISS | BERGERON | GUTIERREZ | PETTY | COFFEY | PLEASANTS | NEWLAND | BRIGGS | REDOUTEY | CLARK | BERZON |
| MARCH 26 | AT OLE MISS | BERGERON | GUTIERREZ | PETTY | COFFEY | PLEASANTS | NEWLAND | BRIGGS | REDOUTEY | CLARK | BERZON |
| MARCH 30 | BYU | NEWLAND | GUTIERREZ | PETTY | COFFEY | PLEASANTS | STEWART | BRIGGS | REDOUTEY | CLARK | BERZON |
| MARCH 31 | NC STATE | BERGERON | GUTIERREZ | PETTY | COFFEY | PLEASANTS | NEWLAND | BRIGGS | REDOUTEY | CLARK | JOHNSON |
| MARCH 31 | BYU | BERGERON | GUTIERREZ | PETTY | COFFEY | PLEASANTS | NEWLAND | BRIGGS | REDOUTEY | CLARK | CHAFFIN |
| APRIL 1 | LOUISIANA TECH | NEWLAND | GUTIERREZ | PETTY | COFFEY | PLEASANTS | STEWART | BRIGGS | REDOUTEY | CLARK | KILPONEN |
| APRIL 2 | NC STATE | BERGERON | GUTIERREZ | PETTY | COFFEY | PLEASANTS | NEWLAND | BRIGGS | REDOUTEY | CLARK | KILPONEN |
| APRIL 6 | MISSOURI | BERGERON | GUTIERREZ | PETTY | COFFEY | PLEASANTS | NEWLAND | BRIGGS | REDOUTEY | CLARK | BERZON |
| APRIL 7 | MISSOURI | NEWLAND | GUTIERREZ | PETTY | COFFEY | PLEASANTS | STEWART | BRIGGS | REDOUTEY | CLARK | CHAFFIN |
| APRIL 8 | MISSOURI | NEWLAND | GUTIERREZ | PETTY | COFFEY | PLEASANTS | STEWART | BRIGGS | REDOUTEY | CLARK | KILPONEN |
| APRIL 11 | #1 OKLAHOMA | NEWLAND | GUTIERREZ | PETTY | COFFEY | PLEASANTS | STEWART | BRIGGS | REDOUTEY | CLARK | BERZON |
| APRIL 14 | AT #21/24 AUBURN | NEWLAND | GUTIERREZ | PETTY | COFFEY | PLEASANTS | STEWART | BRIGGS | REDOUTEY | CLARK | KILPONEN |
| APRIL 15 | AT #21/24 AUBURN | NEWLAND | GUTIERREZ | PETTY | COFFEY | PLEASANTS | STEWART | BRIGGS | REDOUTEY | CLARK | BERZON |
| APRIL 16 | AT #21/24 AUBURN | NEWLAND | GUTIERREZ | PETTY | COFFEY | PLEASANTS | STEWART | BRIGGS | REDOUTEY | CLARK | CHAFFIN |
| APRIL 18 | AT MCNEESE | BERGERON | GUTIERREZ | PETTY | COFFEY | PLEASANTS | NEWLAND | BRIGGS | REDOUTEY | CLARK | KILPONEN |
| APRIL 21 | MISSISSIPPI ST. | NEWLAND | GUTIERREZ | PETTY | COFFEY | PLEASANTS | STEWART | BRIGGS | REDOUTEY | CLARK | BERZON |
| APRIL 22 | MISSISSIPPI ST. | NEWLAND | GUTIERREZ | PETTY | COFFEY | PLEASANTS | STEWART | BRIGGS | REDOUTEY | CLARK | CHAFFIN |
| APRIL 23 | MISSISSIPPI ST. | NEWLAND | GUTIERREZ | PETTY | COFFEY | PLEASANTS | STEWART | BRIGGS | REDOUTEY | CLARK | KILPONEN |
| APRIL 28 | AT #16 ALABAMA | NEWLAND | GUTIERREZ | PETTY | COFFEY | PLEASANTS | STEWART | BRIGGS | REDOUTEY | CLARK | BERZON |
| APRIL 29 | AT #16 ALABAMA | BERGERON | GUTIERREZ | PETTY | COFFEY | PLEASANTS | NEWLAND | BRIGGS | REDOUTEY | CLARK | KILPONEN |
| APRIL 30 | AT #16 ALABAMA | NEWLAND | GUTIERREZ | PETTY | COFFEY | PLEASANTS | STEWART | BRIGGS | REDOUTEY | CLARK | KILPONEN |
| MAY 5 | #10/11 GEORGIA | NEWLAND | GUTIERREZ | PETTY | COFFEY | PLEASANTS | STEWART | BRIGGS | REDOUTEY | CLARK | BERZON |
| MAY 7 | #10/11 GEORGIA | BERGERON | GUTIERREZ | PETTY | COFFEY | PLEASANTS | NEWLAND | BRIGGS | REDOUTEY | CLARK | KILPONEN |
| MAY 7 | #10/11 GEORGIA | NEWLAND | GUTIERREZ | PETTY | COFFEY | PLEASANTS | STEWART | BRIGGS | REDOUTEY | CLARK | JOHNSON |
| MAY 10 | VS. OLE MISS | NEWLAND | GUTIERREZ | PETTY | COFFEY | PLEASANTS | STEWART | BRIGGS | REDOUTEY | CLARK | BERZON |
| MAY 19 | PRAIRIE VIEW A&M | BERGERON | GUTIERREZ | PETTY | COFFEY | PLEASANTS | NEWLAND | BRIGGS | REDOUTEY | CLARK | CHAFFIN |
| MAY 20 | UL-LAFAYETTE | NEWLAND | GUTIERREZ | PETTY | COFFEY | PLEASANTS | STEWART | BRIGGS | REDOUTEY | CLARK | BERZON |
| MAY 21 | UL-LAFAYETTE | NEWLAND | GUTIERREZ | PETTY | COFFEY | PLEASANTS | STEWART | BRIGGS | REDOUTEY | CLARK | KILPONEN |
| MAY 21 | UL-LAFAYETTE | NEWLAND | GUTIERREZ | PETTY | COFFEY | PLEASANTS | STEWART | BRIGGS | REDOUTEY | CLARK | BERZON |

TIGER FINDINGS: PLAYER FACTS

NO. 1 SYDNEY PETERSON

Aspires to be a Dermatologist...majoring in biological sciences...her top superstition is not stepping on the chalk lines before games...a couple items on her bucket list are learning to play the piano and speaking French fluently...her favorite animal is an elephant...her favorite sport outside of softball is baseball...if she could pick a mentor it would be Shohei Ohtani...if she could be any fictional character she would be Harry Potter's Hermine Granger.

NO. 2 MADDOX MCKEE

A sports administration major...must have her hair done the same way for every game...some items on her bucket list include skydiving and touring Europe...if she could pick anyone to be her mentor, it would be Kobe Bryant...fun fact, she has an extra vertebrae in her back...favorite sport outside of softball is volleyball...loves pandas...if she could be a fictional character she would be Peter Pan.

NO. 3 MAIA TOWNSEND

Wants a career as a Sports Lawyer...majoring in mass communications with a concentration in political communications...wants to go to Australia...would like Kobe Bryant as a mentor...can do a backhand spring...favorite sport outside of softball is college football...if she could learn any skill, it would be to speak a different language...if she could be a fictional character it would be Tiana from Princess and the Frog.

NO. 4 MCKENZIE REDOUTEY

Would love to live in Hawaii...when asked about superstitions she said, "No, I just ball"...knows how to juggle...favorite sport outside of softball is gymnastics...her favorite type of animals are monkeys...wants to learn how to sing.

NO. 5 EMMA STROOD

Wants to be a Nurse or Aesthetic Nurse...desires to live somewhere tropical like Costa Rica...for superstitions, she has to put her evo batting gloves and helmet on in a certain order...one item on her bucket list is to learn how to surf...would like to be mentored by Josh Hamilton...loves to have and make plans. it makes life outside of softball easier...in awe of the skills gymnastics athletes have...wants to learn how to play the guitar...if she could be a fictional character, it would be Cruella de Vil so she can have 101 Dalmatians which is her favorite animal.

NO. 6 ABIGAIL SAVOY

Wants to be a Doctor but not sure which specialty yet...majoring in biological engineering pre-med...visiting a tulip field and going on a mission trip are a couple of items on her bucket list...would love to have Mother Teresa as a mentor...likes to go frogging over the summer...outside of softball, her favorite sport to play is volleyball and favorite sport to watch is gymnastics...her favorite type of animal is a goose.

NO. 9 MADILYN GIGLIO

Wants to be a Physician Assistant...majoring in kinesiology...as a superstition, if she plays good in a certain hairstyle, she wears it again...known to be a sleepwalker...favorite sport outside of softball is gymnastics.

NO. 10 EMILEE CASANOVA

Aspires to be a Dentist...majoring in biological science, pre-dental...would love to live in Hawaii...an item on her bucket list is to go to the Super Bowl...would like to have Hannah Rogers as a mentor who was her favorite player growing up...was a dancer for 14 years...favorite sport outside of softball is basketball...favorite type of animal is a giraffe...wants to learn how to juggle.

NO. 12 MACI BERGERON

Majoring in finance...a superstitious of hers is putting all gear the left side of her body first...she writes and eats with her left hand, but plays sports right handed...wants to visit Italy and Hawaii...her favorite sport outside of softball is volleyball...if she could learn any skill, it would be how to fly a plane.

NO. 13 DANIECA COFFEY

Wants to be a Licensed Clinical Social Worker at a hospital...majoring in social work...currently interns with LSU's Integrative Community Studies which promotes independent living for individuals with moderate disabilities...laser hair and laser tattoo removal are items on her bucket list...would like to be mentored by Kobe Bryant to learn about his mentality...favorite sport outside of softball is basketball...favorite type of animal is a peacock...if she could be a fictional character it would be SpongeBob.

NO. 14 KARLI PETTY

Wants to be a Nurse...pursuing her MBA...items on her bucket list is going skiing and going on a safari...would like to be mentored by Michael Jordan...likes to go hunting...favorite sport outside of softball is football...favorite type of animal is a giraffe...wants to learn how to paint...a fictional character she would be is Feyer from the Court of Thorns and Roses Series.

NO. 15 JADYN LANEUX

Wants to be a Sports Nutritionist or a Physical Therapist...majoring in kinesiology...superstition pet peeve is when people split poles...wants to visit Greece and wants to go scuba diving...would love Serena Williams to be her mentor...took two years of American sign language in high school...outside of softball, her favorite sport to play is volleyball and likes to watch football...favorite type of animal is beluga whales...wants to learn how to speak spanish...if she could be a fictional character it would be Bonnie Bennet from TVD.

NO. 16 SAVANNA BEDELL

Would like to become a College Coach and Entrepreneur...majoring in general business...eating foreign foods are on her bucket list...wants to become a billionaire...would like Jackie Robinson to be her mentor...she can cook...outside of softball, she likes volleyball...if she could learn a skill, it would be drawing and being artistic...as a fictional character, she would like to be either The Flash or Wonder Woman.

NO. 17 TAYLOR PLEASANTS

Aspires to be a College Softball Coach...getting her master's degree in kinesiology, motor behavior...not superstitious...wants to do a summer cruise one day...if she could pick any mentor, it would be David Goggins - he knows what it means to struggle and get through it...highly obsessed with dogs...likes volleyball outside of softball...if she could learn any skill it would be how to play the guitar or piano...if she could be a fictional character, she would be Olaf from Frozen.

NO. 18 TATUM CLOPTON

Wants to be a Lawyer and eventually a Judge...majoring in philosophy pre-law...is not superstitious, but is ritualistic...items on her bucket list include running a marathon, visit all 50 states and visit every National Park...if she could pick anyone to be her mentor, it would be Queen Ester from the Bible and ask her advice on trust and faithfulness while honoring God's plan and timing...wears No. 18 because it was her mom's high school number that is retired. Her mom was a pitcher at Kansas...favorite sport outside of softball is beach volleyball...favorite type of animal is an elephant. would like to learn how to write with both hands...if she could be a fictional character it would be Elle Woods.

NO. 20 HANNAH CARSON

Desires to be a Sport Psychologist...pursing her master's in kinesiology with a concentration in pedagogy and psychological sciences...an item on her bucket list is to visit the Gossip Girls steps in New York...would like to have Muhammad Ali as a mentor...use to play ice hockey in elementary school and took ice skating lessons...favorite sport outside of softball is gymnastics...favorite type of animals are monkeys...if she could learn a skill it would be Karate...if she could be a fictional character it would be Elastigirl from Incredibles.

TIGER FINDINGS: PLAYER FACTS

NO. 22 MADYSON MANNING

Majoring in sports administration with a minor in business...always wears the same ribbon for games...has skydiving on her bucket list...she loves to do other people's hair and makeup...favorite sport outside of softball is basketball...if she could learn a skill it would be singing...if she could be a fictional character, it would be Merida from the movie Brave.

NO. 23 SIERRA DANIEL

Wants to be a Event Coordinator for a big sports program...majoring in sports administration...would like to be mentored by Kobe Bryant...favorite sport outside of softball is basketball...if she could be a fictional character Anabeth from Percy Jackson.

NO. 27 MCKAELA WALKER

Wants to work in finance, specifically for a sports team...majoring in business...one item on her bucket list is to buy her mom a car...if she could choose anyone, Jackie Robinson would be her mentor...very good at math...favorite sport outside of softball is flag football...if she could be a fictional character it would be SpongeBob.

NO. 29 SYDNEY BERZON

Majoring in geography...a list of places she wants to visit include Switzerland, Japan and South Africa...a very artistic person as she is a skilled painter (clearly), drawer and enjoys pottery...her favorite sport outside of softball is basketball...favorite type of animal is a polar bear...would love to learn how to play the piano...if she could be a fictional character, it would be Nacho Libre.

NO. 34 RAELEEN CHAFFIN

Aspires to work in medical or IT sales...majoring in marketing...as a superstition, her rosie bag always has to be face down...her dad was her pitching coach before college...favorite type of animal is a cat but a daily chore she hates the most is sweeping cat litter off the floor...if she could learn any skill it would be how to fly a plane...a fictional character she would be is Elle Woods.

NO. 37 KELLEY LYNCH

Wants to work in marketing or sports development...pursing a master's degree in sports management...if she could live anywhere, it would be the French Alps...an item on her bucket list is winning a national championship...if she could pick anyone to mentor her, it would be Ken Ravizza...was in Sports Illustrated her senior year of high school. Believed to be the only softball player to get a cover!...outside of softball, her favorite sport to watch is baseball and to play is pickleball...wants to learn different languages...if she could be any fictional character, it would be Serena Vanderwoodson.

NO. 42 TORI EDWARDS

Desires to be a Sports Analyst on ESPN...majoring in mass communications with a concentration in journalism...not superstitious, has a few routines but nothing crazy...if she could have any mentor, it would be Kobe Bryant...played AAU basketball until her junior year of high school...deadlifted 405 pounds last fall...favorite loves dolphins...wants to learn how to tumble...if she could be a fictional character, it would be Tip from Home.

NO. 44 ALI NEWLAND

Wants to have a communications role or be an analyst for the MLB...majoring in mass communications...biggest superstition is that no one can put their hand in her glove...visiting every MLB ballpark is on her bucket list...her dad is her mentor...was a pretty good tennis player throughout high school...likes dinosaurs...would like to learn how to juggle and how to play the guitar...if she could be a fictional character it would be Percy Jackson.

NO. 55 RAELEEN GUTIERREZ

Wants to be a Director of Operations for a college sports team...completing a master's in sports management...winning the World Series and shark cage diving are a couple items on her bucket list...would love to be mentored by Derek Jeter...currently drives a stick shift...favorite sport outside of softball is gymnastics...loves cheetahs...if she could learn a skill it would be learning how to braid...if she could be a fictional character it would be Moana.

NO. 88 CIARA BRIGGS

Wants to work in sports and most likely coaching...is an LSU graduate with a degree in sports administration leadership...by far the most superstitious person on the team. From her Starbucks order to the order she gets dressed is planned and consistent...her most interesting superstitions are having to chew the same piece of gum for the entire day and using the same Powerade paper cup the whole day...confesses that until you meet her, most people don't know how superstitious she really is...would pick Kobe Bryant to be her mentor...enjoys watching baseball and football...favorite animals are giraffes...a skill she would like to learn more is painting...if she could be a fictional character she would be Hermione Granger from Harry Potter.

TEAM TAKEAWAYS

This team are huge fans of Kobe Bryant...doing laundry was the most popular chore they hate. Washing dishes is a close second...making it to the WCWS is a big bucket list item for many.



SYDNEY PETERSON

1

Infield • 5-5 • Sophomore • R/R • 1L • Stockton, Calif. (Franklin HS)

SEASON HIGHS

| | |
|-----------------|-----|
| Hits | N/A |
| Doubles | N/A |
| Triples | N/A |
| Home Runs | N/A |
| Total Bases | N/A |
| RBI's | N/A |
| Runs Scored | N/A |
| Walks | N/A |
| Hit By Pitch | N/A |
| Sacrifice Flies | N/A |
| Sac Hits | N/A |
| At Bats | N/A |
| Stolen Bases | N/A |
| Putouts | N/A |
| Assists | N/A |

CAREER HIGHS

| | |
|-----------------|---|
| Hits | 2 at #14 Georgia (04/22/22) |
| Doubles | 1, Four Times |
| Triples | N/A |
| Home Runs | 1 at #14 Georgia (04/22/22) |
| Total Bases | 6 at #14 Georgia (04/22/22) |
| RBI's | 1, Three Times |
| Runs Scored | 2, Louisiana Tech (03/06/22) 2, Drake (02/25/22) |
| Walks | 3 at #14 Georgia (04/22/22) |
| Hit By Pitch | 2, South Alabama (02/12/22) |
| Sacrifice Flies | N/A |
| Sac Hits | 1, Four Times |
| At Bats | 4 at #14 Georgia (04/22/22) |
| Stolen Bases | 1, Three Times |
| Putouts | 5, Three Times |
| Assists | 6, #8 Kentucky (04/02/22) |

Complete bio

Redshirt Sophomore Season (2024)

- Missed 2023 season due to a labrum tear.
- Played in 54 of 57 games in 2022, including 50 starts at the second base position.
- Had a .410 on-base percentage as a freshman and registered a .958 fielding percentage with 92 putouts and 91 assists.

2022 SEASON GAME-BY-GAME

| Date | Opponent | Pos | AB | R | H | RBI | 2B | 3B | HR | BB | SB | CS | HBP | SAC | SF | GDP | K | PO | A | E | Avg |
|--------|----------------------|--------|----|----|----|-----|----|----|----|----|----|----|-----|-----|----|-----|----|----|----|---|------|
| Feb 11 | SOUTH ALABAMA | *2b | 0 | 0 | 0 | 0 | 0 | 0 | 0 | 0 | 0 | 0 | 0 | 0 | 0 | 0 | 0 | 2 | 4 | 0 | .000 |
| Feb 11 | ILLINOIS | 2b | 0 | 0 | 0 | 0 | 0 | 0 | 0 | 0 | 0 | 0 | 0 | 0 | 0 | 0 | 0 | 1 | 2 | 0 | .000 |
| Feb 12 | SOUTH ALABAMA | *2b/ss | 1 | 1 | 0 | 0 | 0 | 0 | 0 | 0 | 1 | 0 | 2 | 0 | 0 | 0 | 0 | 3 | 1 | 0 | .000 |
| Feb 12 | CENTRAL ARK. | 2b | 0 | 0 | 0 | 0 | 0 | 0 | 0 | 0 | 0 | 0 | 0 | 0 | 0 | 0 | 0 | 0 | 0 | 0 | .000 |
| Feb 13 | ILLINOIS | *2b | 0 | 0 | 0 | 0 | 0 | 0 | 0 | 0 | 0 | 0 | 0 | 0 | 0 | 0 | 0 | 4 | 0 | 0 | .000 |
| Feb 13 | CENTRAL ARK. | 2b | 0 | 0 | 0 | 0 | 0 | 0 | 0 | 0 | 0 | 0 | 0 | 0 | 0 | 0 | 0 | 1 | 0 | 0 | .000 |
| Feb 18 | vs Oklahoma State | 2b | 1 | 0 | 0 | 0 | 0 | 0 | 0 | 0 | 0 | 0 | 0 | 0 | 0 | 0 | 0 | 1 | 1 | 0 | .000 |
| Feb 18 | vs Washington | *2b | 1 | 1 | 1 | 0 | 0 | 0 | 0 | 1 | 0 | 0 | 1 | 0 | 0 | 0 | 0 | 1 | 0 | 0 | .333 |
| Feb 19 | vs Notre Dame | *2b | 0 | 0 | 0 | 0 | 0 | 0 | 0 | 0 | 0 | 0 | 0 | 0 | 0 | 0 | 0 | 2 | 3 | 0 | .333 |
| Feb 19 | vs Michigan | *2b | 1 | 0 | 0 | 0 | 0 | 0 | 0 | 2 | 0 | 0 | 0 | 0 | 0 | 0 | 0 | 0 | 2 | 0 | .250 |
| Feb 20 | vs Texas Tech | *2b | 2 | 0 | 0 | 0 | 0 | 0 | 0 | 0 | 0 | 0 | 0 | 0 | 0 | 0 | 1 | 2 | 0 | 0 | .167 |
| Feb 25 | STEPHEN F. AUSTIN | *2b | 0 | 0 | 0 | 0 | 0 | 0 | 0 | 0 | 0 | 0 | 0 | 0 | 0 | 0 | 0 | 1 | 0 | 0 | .167 |
| Feb 25 | DRAKE | *2b | 1 | 2 | 1 | 0 | 1 | 0 | 0 | 2 | 1 | 0 | 0 | 0 | 0 | 0 | 0 | 1 | 0 | 0 | .286 |
| Feb 26 | PURDUE | *2b | 1 | 0 | 0 | 0 | 0 | 0 | 0 | 0 | 0 | 0 | 0 | 1 | 0 | 0 | 1 | 1 | 0 | 0 | .250 |
| Feb 26 | DRAKE | *2b | 0 | 0 | 0 | 0 | 0 | 0 | 0 | 0 | 0 | 0 | 0 | 0 | 0 | 0 | 0 | 3 | 3 | 0 | .250 |
| Feb 27 | STEPHEN F. AUSTIN | *2b | 2 | 0 | 0 | 0 | 0 | 0 | 0 | 0 | 0 | 0 | 0 | 0 | 0 | 0 | 0 | 0 | 1 | 0 | .200 |
| Mar 03 | at UL-Lafayette | *2b | 0 | 1 | 0 | 0 | 0 | 0 | 0 | 0 | 0 | 0 | 0 | 0 | 0 | 0 | 0 | 3 | 1 | 0 | .200 |
| Mar 04 | TROY-1 | *2b | 2 | 0 | 0 | 0 | 0 | 0 | 0 | 0 | 0 | 0 | 0 | 0 | 0 | 0 | 0 | 2 | 3 | 2 | .167 |
| Mar 04 | TROY-2 | *2b | 0 | 0 | 0 | 0 | 0 | 0 | 0 | 0 | 0 | 0 | 0 | 0 | 0 | 0 | 0 | 0 | 0 | 0 | .167 |
| Mar 05 | UL-LAFAYETTE | *2b | 2 | 0 | 0 | 0 | 0 | 0 | 0 | 0 | 0 | 0 | 0 | 0 | 0 | 0 | 0 | 1 | 4 | 0 | .143 |
| Mar 06 | LOUISIANA TECH | *2b | 2 | 2 | 1 | 0 | 0 | 0 | 0 | 0 | 0 | 1 | 0 | 0 | 0 | 0 | 0 | 2 | 1 | 0 | .188 |
| Mar 12 | ALABAMA-1 | *2b | 0 | 0 | 0 | 0 | 0 | 0 | 0 | 0 | 0 | 0 | 0 | 0 | 0 | 0 | 0 | 0 | 0 | 0 | .188 |
| Mar 12 | ALABAMA-2 | *2b | 1 | 1 | 0 | 0 | 0 | 0 | 0 | 0 | 0 | 0 | 1 | 0 | 0 | 0 | 0 | 2 | 3 | 0 | .176 |
| Mar 13 | ALABAMA | *2b | 1 | 0 | 0 | 0 | 0 | 0 | 0 | 0 | 0 | 0 | 0 | 1 | 0 | 0 | 0 | 1 | 3 | 0 | .167 |
| Mar 15 | SOUTHEASTERN LA. | *2b | 1 | 0 | 0 | 0 | 0 | 0 | 0 | 1 | 0 | 0 | 0 | 0 | 0 | 0 | 0 | 0 | 3 | 0 | .158 |
| Mar 18 | at Texas | *2b | 2 | 0 | 1 | 0 | 0 | 0 | 0 | 0 | 0 | 0 | 0 | 0 | 0 | 0 | 0 | 2 | 0 | 0 | .190 |
| Mar 19 | at Texas-1 | *2b | 1 | 0 | 1 | 0 | 0 | 0 | 0 | 0 | 0 | 0 | 0 | 0 | 0 | 0 | 0 | 3 | 2 | 0 | .227 |
| Mar 19 | at Texas-2 | *2b | 3 | 0 | 0 | 0 | 0 | 0 | 0 | 0 | 0 | 0 | 0 | 0 | 0 | 0 | 0 | 0 | 3 | 2 | .200 |
| Mar 26 | at Arkansas | *2b | 2 | 0 | 1 | 0 | 0 | 0 | 0 | 1 | 0 | 0 | 0 | 0 | 0 | 0 | 0 | 1 | 4 | 0 | .222 |
| Mar 27 | at Arkansas | *2b | 2 | 0 | 1 | 0 | 0 | 0 | 0 | 0 | 0 | 0 | 0 | 0 | 0 | 0 | 0 | 0 | 3 | 0 | .241 |
| Mar 28 | at Arkansas | *2b | 3 | 0 | 1 | 0 | 0 | 0 | 0 | 0 | 0 | 0 | 0 | 0 | 0 | 0 | 0 | 0 | 5 | 0 | .250 |
| Apr 01 | KENTUCKY | *2b | 2 | 0 | 0 | 0 | 0 | 0 | 0 | 0 | 0 | 0 | 0 | 0 | 0 | 0 | 0 | 2 | 2 | 1 | .235 |
| Apr 02 | KENTUCKY | *2b | 2 | 0 | 0 | 0 | 0 | 0 | 0 | 0 | 0 | 0 | 0 | 0 | 0 | 0 | 0 | 5 | 6 | 0 | .222 |
| Apr 03 | KENTUCKY | *2b | 2 | 0 | 0 | 0 | 0 | 0 | 0 | 0 | 1 | 0 | 0 | 0 | 0 | 0 | 1 | 2 | 0 | 1 | .211 |
| Apr 08 | at Texas A&M | *2b | 2 | 0 | 1 | 0 | 1 | 0 | 0 | 0 | 0 | 0 | 0 | 0 | 0 | 0 | 0 | 1 | 1 | 0 | .225 |
| Apr 09 | at Texas A&M | *2b | 3 | 1 | 1 | 0 | 0 | 0 | 0 | 0 | 0 | 0 | 0 | 0 | 0 | 0 | 0 | 1 | 1 | 0 | .233 |
| Apr 10 | at Texas A&M | *2b | 1 | 0 | 0 | 0 | 0 | 0 | 0 | 2 | 0 | 0 | 0 | 0 | 0 | 0 | 0 | 1 | 1 | 3 | .227 |
| Apr 14 | SOUTH CAROLINA | *2b | 0 | 1 | 0 | 0 | 0 | 0 | 0 | 0 | 1 | 0 | 0 | 1 | 0 | 0 | 0 | 0 | 3 | 1 | .227 |
| Apr 15 | SOUTH CAROLINA | *2b | 1 | 0 | 1 | 0 | 0 | 0 | 0 | 0 | 0 | 0 | 0 | 0 | 0 | 0 | 0 | 0 | 3 | 1 | .244 |
| Apr 16 | SOUTH CAROLINA | *2b | 2 | 0 | 0 | 0 | 0 | 0 | 0 | 0 | 0 | 0 | 0 | 0 | 0 | 0 | 0 | 2 | 2 | 0 | .234 |
| Apr 19 | at McNeese | *2b | 1 | 0 | 0 | 0 | 0 | 0 | 0 | 0 | 0 | 0 | 0 | 1 | 0 | 0 | 0 | 4 | 1 | 0 | .229 |
| Apr 22 | at Georgia | *2b | 4 | 1 | 2 | 1 | 1 | 0 | 1 | 0 | 0 | 0 | 0 | 0 | 0 | 0 | 0 | 2 | 0 | 0 | .250 |
| Apr 23 | at Georgia | *2b | 1 | 1 | 0 | 1 | 0 | 0 | 0 | 3 | 0 | 0 | 0 | 0 | 0 | 0 | 0 | 0 | 4 | 0 | .245 |
| Apr 24 | at Georgia | *2b | 3 | 1 | 1 | 0 | 0 | 0 | 0 | 1 | 0 | 0 | 0 | 0 | 0 | 0 | 0 | 0 | 1 | 1 | .250 |
| Apr 26 | MCNEESE | *2b | 1 | 1 | 1 | 0 | 1 | 0 | 0 | 1 | 0 | 0 | 0 | 0 | 0 | 0 | 0 | 0 | 1 | 0 | .263 |
| Apr 29 | FLORIDA | *2b | 3 | 1 | 1 | 1 | 0 | 0 | 0 | 0 | 0 | 0 | 0 | 0 | 0 | 0 | 0 | 0 | 1 | 0 | .267 |
| Apr 30 | FLORIDA | *2b | 3 | 0 | 0 | 0 | 0 | 0 | 0 | 0 | 0 | 0 | 0 | 0 | 0 | 0 | 0 | 5 | 2 | 1 | .254 |
| May 01 | FLORIDA | *2b | 2 | 0 | 0 | 0 | 0 | 0 | 0 | 0 | 0 | 0 | 1 | 0 | 0 | 0 | 1 | 0 | 2 | 1 | .246 |
| May 06 | at Mississippi St. | *2b | 1 | 0 | 0 | 0 | 0 | 0 | 0 | 0 | 1 | 0 | 0 | 0 | 0 | 0 | 0 | 5 | 3 | 0 | .242 |
| May 07 | at Mississippi St. | *2b | 2 | 0 | 0 | 0 | 0 | 0 | 0 | 0 | 0 | 0 | 0 | 0 | 0 | 0 | 0 | 1 | 4 | 1 | .235 |
| May 08 | at Mississippi St. | *2b | 2 | 0 | 0 | 0 | 0 | 0 | 0 | 0 | 0 | 0 | 0 | 0 | 0 | 0 | 0 | 2 | 1 | 3 | .229 |
| May 11 | vs Mississippi St. | *2b | 2 | 0 | 0 | 0 | 0 | 0 | 0 | 0 | 0 | 0 | 1 | 0 | 0 | 0 | 0 | 1 | 1 | 2 | .222 |
| May 20 | vs San Diego St. | *2b | 1 | 0 | 0 | 0 | 0 | 0 | 0 | 0 | 1 | 0 | 1 | 0 | 0 | 0 | 0 | 3 | 2 | 2 | .219 |
| May 21 | vs Cal St. Fullerton | *2b | 2 | 0 | 0 | 0 | 0 | 0 | 0 | 0 | 0 | 0 | 0 | 0 | 0 | 0 | 1 | 3 | 1 | 1 | .213 |
| Totals | | 50gs | 75 | 15 | 16 | 3 | 4 | 0 | 1 | 17 | 3 | 1 | 8 | 4 | 0 | 1 | 14 | 92 | 91 | 8 | .213 |

On base pct. .410 • Slugging pct. .307

PETERSON'S CAREER STATS

| Year | avg | gp-gs | ab | r | h | 2b | 3b | hr | rbi | tb | slg% | bb | hbp | so | gdp | ob% | sf | sh | sb-att | po | a | e | fld% |
|-------|------|-------|----|----|----|----|----|----|-----|----|------|----|-----|----|-----|------|----|----|--------|----|----|---|------|
| 2022 | .213 | 54-50 | 75 | 15 | 16 | 4 | 0 | 1 | 3 | 23 | .307 | 17 | 8 | 14 | 1 | .410 | 0 | 4 | 3-4 | 92 | 91 | 8 | .958 |
| TOTAL | .213 | 54-50 | 75 | 15 | 16 | 4 | 0 | 1 | 3 | 23 | .307 | 17 | 8 | 14 | 1 | .410 | 0 | 4 | 3-4 | 92 | 91 | 8 | .958 |



MADDOX MCKEE

2

Utility • 5-4 • Freshman • L/R • HS • Montgomery, Texas (Lake Creek HS)

SEASON HIGHS

| | |
|-----------------|-----|
| Hits | N/A |
| Doubles | N/A |
| Triples | N/A |
| Home Runs | N/A |
| Total Bases | N/A |
| RBI's | N/A |
| Runs Scored | N/A |
| Walks | N/A |
| Hit By Pitch | N/A |
| Sacrifice Flies | N/A |
| Sac Hits | N/A |
| At Bats | N/A |
| Stolen Bases | N/A |
| Putouts | N/A |
| Assists | N/A |

CAREER HIGHS

| | |
|-----------------|-----|
| Hits | N/A |
| Doubles | N/A |
| Triples | N/A |
| Home Runs | N/A |
| Total Bases | N/A |
| RBI's | N/A |
| Runs Scored | N/A |
| Walks | N/A |
| Hit By Pitch | N/A |
| Sacrifice Flies | N/A |
| Sac Hits | N/A |
| At Bats | N/A |
| Stolen Bases | N/A |
| Putouts | N/A |
| Assists | N/A |

[Complete bio](#)

Freshman Season (2024)

- Is a two-time Texas State Champion (2022-2023).
- As a senior, she batted .527 with 78 hits, 74 runs, 37 RBI's and 65 stolen bases.
- Tabbed All-State First Team and Offensive MVP for the district and county her senior season.
- Played club for the Hotshots and helped win three different championship titles in 2020.

2024 SEASON GAME-BY-GAME

MCKEE'S CAREER STATS



MAIA TOWNSEND

3

Outfield • 5-9 • Sophomore • L/R • 1L • Morris, Ala. (Mortimer Jordan HS)

| SEASON HIGHS | |
|-----------------|-----|
| Hits | N/A |
| Doubles | N/A |
| Triples | N/A |
| Home Runs | N/A |
| Total Bases | N/A |
| RBI's | N/A |
| Runs Scored | N/A |
| Walks | N/A |
| Hit By Pitch | N/A |
| Sacrifice Flies | N/A |
| Sac Hits | N/A |
| At Bats | N/A |
| Stolen Bases | N/A |
| Putouts | N/A |
| Assists | N/A |

| CAREER HIGHS | |
|-----------------|---|
| Hits | 1, A&M-Corpus Christi (02/24/23) |
| Doubles | N/A |
| Triples | N/A |
| Home Runs | N/A |
| Total Bases | 1, A&M-Corpus Christi (02/24/23) |
| RBI's | 1, NC State (03/31/23) |
| Runs Scored | 1, Seven Times |
| Walks | 1, NC State (03/31/23) |
| Hit By Pitch | N/A |
| Sacrifice Flies | N/A |
| Sac Hits | N/A |
| At Bats | 2, A&M-Corpus Christi (02/25/23) A&M-Corpus Christi (02/24/23) |
| Stolen Bases | 1, Three Times |
| Putouts | 1, A&M-Corpus Christi (02/25/23) |
| Assists | N/A |

[Complete bio](#)

Sophomore Season (2024)

- Registered first career hit against A&M-Corpus Christi on Feb. 24 and first RBI against NC State (March 31).
- Scored first career run against New Mexico as a pinch runner (Feb. 11). Finished with seven runs in 2023.
- Daughter of Marla Townsend who was a college softball coach at UAB for 18 seasons from 1998-2017.

2023 SEASON GAME-BY-GAME

| Date | Opponent | Pos | AB | R | H | RBI | 2B | 3B | HR | BB | SB | CS | HBP | SAC | SF | GDP | K | PO | A | E | Avg |
|--------|---------------------|-------|----|---|---|-----|----|----|----|----|----|----|-----|-----|----|-----|---|----|---|---|------|
| Feb 10 | NEW MEXICO | pr | 0 | 0 | 0 | 0 | 0 | 0 | 0 | 0 | 0 | 0 | 0 | 0 | 0 | 0 | 0 | 0 | 0 | 0 | .000 |
| Feb 11 | NEW MEXICO | pr | 0 | 1 | 0 | 0 | 0 | 0 | 0 | 0 | 0 | 0 | 0 | 0 | 0 | 0 | 0 | 0 | 0 | 0 | .000 |
| Feb 17 | OHIO | pr | 0 | 0 | 0 | 0 | 0 | 0 | 0 | 0 | 0 | 0 | 0 | 0 | 0 | 0 | 0 | 0 | 0 | 0 | .000 |
| Feb 17 | UTAH | pr | 0 | 1 | 0 | 0 | 0 | 0 | 0 | 0 | 0 | 0 | 0 | 0 | 0 | 0 | 0 | 0 | 0 | 0 | .000 |
| Feb 18 | UTAH | pr | 0 | 0 | 0 | 0 | 0 | 0 | 0 | 0 | 0 | 0 | 0 | 0 | 0 | 0 | 0 | 0 | 0 | 0 | .000 |
| Feb 19 | CENTRAL ARK. | pr | 0 | 0 | 0 | 0 | 0 | 0 | 0 | 0 | 0 | 0 | 0 | 0 | 0 | 0 | 0 | 0 | 0 | 0 | .000 |
| Feb 21 | at Louisiana Tech | pr | 0 | 0 | 0 | 0 | 0 | 0 | 0 | 0 | 0 | 0 | 0 | 0 | 0 | 0 | 0 | 0 | 0 | 0 | .000 |
| Feb 22 | at ULM | pr | 0 | 1 | 0 | 0 | 0 | 0 | 0 | 0 | 0 | 0 | 0 | 0 | 0 | 0 | 0 | 0 | 0 | 0 | .000 |
| Feb 24 | A&M-CORPUS CHRIS | ph/pr | 2 | 1 | 1 | 0 | 0 | 0 | 0 | 0 | 0 | 0 | 0 | 0 | 0 | 0 | 1 | 0 | 0 | 0 | .500 |
| Feb 25 | ULL | pr | 0 | 0 | 0 | 0 | 0 | 0 | 0 | 0 | 0 | 0 | 0 | 0 | 0 | 0 | 0 | 0 | 0 | 0 | .500 |
| Feb 25 | A&M-CORPUS CHRIS | ph/of | 2 | 0 | 0 | 0 | 0 | 0 | 0 | 0 | 0 | 0 | 0 | 0 | 0 | 0 | 1 | 1 | 0 | 0 | .250 |
| Feb 26 | at ULL | pr | 0 | 0 | 0 | 0 | 0 | 0 | 0 | 0 | 0 | 0 | 0 | 0 | 0 | 0 | 0 | 0 | 0 | 0 | .250 |
| Mar 04 | vs San Jose St. | ph | 1 | 0 | 0 | 0 | 0 | 0 | 0 | 0 | 0 | 0 | 0 | 0 | 0 | 0 | 0 | 0 | 0 | 0 | .200 |
| Mar 13 | at South Carolina-1 | pr | 0 | 0 | 0 | 0 | 0 | 0 | 0 | 0 | 0 | 0 | 0 | 0 | 0 | 0 | 0 | 0 | 0 | 0 | .200 |
| Mar 25 | at Ole Miss | pr | 0 | 0 | 0 | 0 | 0 | 0 | 0 | 0 | 0 | 0 | 0 | 0 | 0 | 0 | 0 | 0 | 0 | 0 | .200 |
| Mar 31 | NC STATE | pr/dh | 0 | 1 | 0 | 1 | 0 | 0 | 0 | 1 | 0 | 0 | 0 | 0 | 0 | 0 | 0 | 0 | 0 | 0 | .200 |
| Apr 02 | NC STATE | pr | 0 | 0 | 0 | 0 | 0 | 0 | 0 | 0 | 0 | 0 | 0 | 0 | 0 | 0 | 0 | 0 | 0 | 0 | .200 |
| Apr 06 | MISSOURI | pr | 0 | 0 | 0 | 0 | 0 | 0 | 0 | 0 | 1 | 0 | 0 | 0 | 0 | 0 | 0 | 0 | 0 | 0 | .200 |
| Apr 15 | at Auburn | pr | 0 | 0 | 0 | 0 | 0 | 0 | 0 | 0 | 0 | 0 | 0 | 0 | 0 | 0 | 0 | 0 | 0 | 0 | .200 |
| Apr 18 | at McNeese | pr | 0 | 0 | 0 | 0 | 0 | 0 | 0 | 0 | 1 | 0 | 0 | 0 | 0 | 0 | 0 | 0 | 0 | 0 | .200 |
| Apr 21 | MISSISSIPPI ST. | pr | 0 | 1 | 0 | 0 | 0 | 0 | 0 | 0 | 0 | 0 | 0 | 0 | 0 | 0 | 0 | 0 | 0 | 0 | .200 |
| Apr 29 | at Alabama | pr | 0 | 0 | 0 | 0 | 0 | 0 | 0 | 0 | 0 | 0 | 0 | 0 | 0 | 0 | 0 | 0 | 0 | 0 | .200 |
| May 07 | GEORGIA-2 | pr | 0 | 1 | 0 | 0 | 0 | 0 | 0 | 0 | 1 | 0 | 0 | 0 | 0 | 0 | 0 | 0 | 0 | 0 | .200 |
| May 10 | vs Ole Miss | pr | 0 | 0 | 0 | 0 | 0 | 0 | 0 | 0 | 0 | 0 | 0 | 0 | 0 | 0 | 0 | 0 | 0 | 0 | .200 |
| May 21 | vs ULL | pr | 0 | 0 | 0 | 0 | 0 | 0 | 0 | 0 | 0 | 0 | 0 | 0 | 0 | 0 | 0 | 0 | 0 | 0 | .200 |
| Totals | | Ogs | 5 | 7 | 1 | 1 | 0 | 0 | 0 | 1 | 3 | 0 | 0 | 0 | 0 | 0 | 2 | 1 | 0 | 0 | .200 |

On base pct. .333 • Slugging pct. .200

TOWNSEND'S CAREER STATS

| Year | avg | gp-gs | ab | r | h | 2b | 3b | hr | rbi | tb | slg% | bb | hbp | so | gdp | ob% | sf | sh | sb-att | po | a | e | fld% |
|-------|------|-------|----|---|---|----|----|----|-----|----|------|----|-----|----|-----|------|----|----|--------|----|---|---|-------|
| 2023 | .200 | 25-0 | 5 | 7 | 1 | 0 | 0 | 0 | 1 | 1 | .200 | 1 | 0 | 2 | 0 | .333 | 0 | 0 | 3-3 | 1 | 0 | 0 | 1.000 |
| TOTAL | .200 | 25-0 | 5 | 7 | 1 | 0 | 0 | 0 | 1 | 1 | .200 | 1 | 0 | 2 | 0 | .333 | 0 | 0 | 3-3 | 1 | 0 | 0 | 1.000 |



MCKENZIE REDOUTEY

4

Outfield • 5-6 • Junior • L/L • 2L • Franklin, N.C. (Franklin HS)

SEASON HIGHS

| | |
|-----------------|-----|
| Hits | N/A |
| Doubles | N/A |
| Triples | N/A |
| Home Runs | N/A |
| Total Bases | N/A |
| RBI's | N/A |
| Runs Scored | N/A |
| Walks | N/A |
| Hit By Pitch | N/A |
| Sacrifice Flies | N/A |
| Sac Hits | N/A |
| At Bats | N/A |
| Stolen Bases | N/A |
| Putouts | N/A |
| Assists | N/A |

CAREER HIGHS

| | |
|-----------------|--|
| Hits | 3, at #16 Alabama (04/29/23) at Texas (03/19/22) |
| Doubles | 1, 22 Times |
| Triples | 1, Three Times |
| Home Runs | 2, at Louisiana Tech (02/21/23) |
| Total Bases | 8, at Louisiana Tech (02/21/23) |
| RBI's | 4, at #16 Alabama (04/29/23) |
| Runs Scored | 3, vs. San Jose St. (03/04/23) Stephen F. Austin (02/25/22) |
| Walks | 2, Five Times |
| Hit By Pitch | 1, Five Times |
| Sacrifice Flies | 1, Three Times |
| Sac Hits | 1, Three Times |
| At Bats | 5, vs. San Jose St. (03/04/23) |
| Stolen Bases | 1, Four Times |
| Putouts | 6 vs. Oklahoma St. (02/18/22) |
| Assists | 2, Mississippi St. (04/22/23) |

Complete bio

Junior Season (2024)

- Named to 2023 All-SEC First Team and 2023 SEC All-Defensive Team.
- Led the team with 20 extra-base hits in 2023 behind 11 doubles, three triples and six home runs.
- Hit a career high two home runs at Louisiana Tech on Feb. 22, 2023.
- Recorded career-highs of three hits and four RBI's at Alabama on April 29, 2023.
- Logged 56 putouts and four assists with one error (.984) last season.

2023 SEASON GAME-BY-GAME

| Date | Opponent | Pos | AB | R | H | RBI | 2B | 3B | HR | BB | SB | CS | HBP | SAC | SF | GDP | K | PO | A | E | Avg |
|--------|---------------------|------|-----|----|----|-----|----|----|----|----|----|----|-----|-----|----|-----|----|----|---|---|------|
| Feb 10 | NEW MEXICO | *of | 3 | 0 | 0 | 0 | 0 | 0 | 0 | 1 | 1 | 0 | 0 | 0 | 0 | 0 | 0 | 2 | 0 | 0 | .000 |
| Feb 11 | OREGON ST. | *of | 3 | 1 | 2 | 2 | 0 | 0 | 0 | 0 | 0 | 0 | 0 | 0 | 0 | 0 | 0 | 0 | 0 | 0 | .333 |
| Feb 11 | NEW MEXICO | *of | 4 | 0 | 0 | 0 | 0 | 0 | 0 | 0 | 0 | 0 | 0 | 0 | 0 | 0 | 0 | 0 | 0 | 0 | .200 |
| Feb 12 | OREGON ST. | *of | 3 | 1 | 1 | 0 | 0 | 0 | 0 | 0 | 0 | 0 | 0 | 0 | 0 | 0 | 1 | 1 | 0 | 0 | .231 |
| Feb 12 | NICHOLLS | *of | 3 | 0 | 1 | 0 | 0 | 0 | 0 | 0 | 0 | 0 | 0 | 0 | 0 | 0 | 1 | 2 | 0 | 0 | .250 |
| Feb 17 | OHIO | *of | 3 | 0 | 2 | 0 | 1 | 1 | 0 | 0 | 0 | 0 | 0 | 0 | 0 | 0 | 0 | 1 | 0 | 0 | .316 |
| Feb 17 | UTAH | *of | 1 | 1 | 0 | 0 | 0 | 0 | 0 | 2 | 0 | 0 | 0 | 0 | 0 | 0 | 0 | 0 | 0 | 0 | .300 |
| Feb 18 | UTAH | *of | 2 | 0 | 1 | 2 | 1 | 0 | 0 | 0 | 0 | 0 | 0 | 0 | 0 | 0 | 0 | 0 | 0 | 0 | .318 |
| Feb 18 | CENTRAL ARK. | *of | 2 | 0 | 0 | 0 | 0 | 0 | 0 | 0 | 0 | 0 | 0 | 0 | 0 | 0 | 1 | 0 | 0 | 0 | .292 |
| Feb 19 | CENTRAL ARK. | *of | 3 | 1 | 1 | 0 | 1 | 0 | 0 | 0 | 0 | 0 | 0 | 0 | 0 | 0 | 0 | 2 | 0 | 0 | .296 |
| Feb 21 | at Louisiana Tech | *of | 3 | 2 | 2 | 2 | 0 | 0 | 2 | 0 | 0 | 0 | 0 | 0 | 0 | 0 | 1 | 0 | 0 | 0 | .333 |
| Feb 22 | at ULM | *of | 3 | 0 | 0 | 0 | 0 | 0 | 0 | 2 | 0 | 0 | 0 | 0 | 0 | 0 | 0 | 2 | 0 | 0 | .303 |
| Feb 24 | A&M-CORPUS CHRIS | *of | 2 | 0 | 0 | 0 | 0 | 0 | 0 | 0 | 0 | 0 | 0 | 0 | 0 | 0 | 1 | 0 | 0 | 0 | .286 |
| Feb 25 | ULL | *of | 4 | 1 | 1 | 0 | 0 | 0 | 0 | 0 | 0 | 0 | 0 | 0 | 0 | 0 | 3 | 0 | 1 | 0 | .282 |
| Feb 25 | A&M-CORPUS CHRIS | *of | 2 | 2 | 1 | 0 | 0 | 0 | 0 | 1 | 0 | 0 | 0 | 0 | 0 | 0 | 0 | 0 | 0 | 0 | .293 |
| Feb 26 | at ULL | *of | 3 | 1 | 0 | 0 | 0 | 0 | 0 | 0 | 0 | 0 | 0 | 1 | 0 | 0 | 1 | 1 | 0 | 0 | .273 |
| Mar 03 | vs Michigan | *of | 3 | 0 | 0 | 0 | 0 | 0 | 0 | 0 | 0 | 0 | 0 | 0 | 0 | 0 | 0 | 1 | 0 | 0 | .255 |
| Mar 03 | vs Loyola Marymount | *of | 4 | 0 | 0 | 0 | 0 | 0 | 0 | 0 | 0 | 0 | 0 | 0 | 0 | 0 | 0 | 1 | 2 | 0 | .235 |
| Mar 04 | vs Minnesota | *of | 2 | 1 | 1 | 1 | 0 | 0 | 1 | 0 | 1 | 0 | 0 | 1 | 0 | 0 | 0 | 2 | 0 | 0 | .245 |
| Mar 04 | vs San Jose St. | *of | 5 | 3 | 2 | 0 | 1 | 0 | 0 | 0 | 0 | 0 | 0 | 0 | 0 | 0 | 0 | 1 | 0 | 0 | .259 |
| Mar 05 | vs Cal Poly | *of | 2 | 2 | 1 | 2 | 0 | 0 | 1 | 1 | 0 | 0 | 0 | 0 | 0 | 0 | 0 | 0 | 0 | 0 | .267 |
| Mar 11 | at South Carolina | *of | 3 | 1 | 1 | 3 | 0 | 0 | 1 | 1 | 0 | 0 | 0 | 0 | 0 | 0 | 1 | 1 | 0 | 0 | .270 |
| Mar 13 | at South Carolina-1 | *of | 3 | 0 | 0 | 0 | 0 | 0 | 0 | 0 | 0 | 0 | 0 | 0 | 0 | 0 | 2 | 1 | 0 | 0 | .258 |
| Mar 13 | at South Carolina-2 | *of | 3 | 1 | 2 | 1 | 0 | 1 | 0 | 0 | 0 | 0 | 0 | 0 | 0 | 0 | 0 | 1 | 0 | 0 | .275 |
| Mar 15 | at Southeastern | *of | 4 | 2 | 2 | 2 | 1 | 0 | 0 | 0 | 0 | 0 | 0 | 0 | 0 | 0 | 1 | 0 | 0 | 0 | .288 |
| Mar 17 | TENNESSEE | *of | 2 | 0 | 0 | 0 | 0 | 0 | 0 | 0 | 0 | 0 | 0 | 0 | 0 | 0 | 2 | 1 | 0 | 0 | .280 |
| Mar 18 | TENNESSEE | *of | 2 | 0 | 0 | 0 | 0 | 0 | 0 | 0 | 0 | 0 | 0 | 0 | 0 | 0 | 2 | 4 | 0 | 0 | .273 |
| Mar 19 | TENNESSEE | *of | 1 | 0 | 0 | 0 | 0 | 0 | 0 | 0 | 0 | 0 | 0 | 0 | 0 | 0 | 1 | 1 | 0 | 0 | .269 |
| Mar 21 | MCNEESE | *of | 3 | 1 | 2 | 0 | 1 | 0 | 0 | 0 | 0 | 0 | 0 | 0 | 0 | 0 | 0 | 0 | 0 | 0 | .284 |
| Mar 24 | at Ole Miss | *of | 2 | 0 | 0 | 0 | 0 | 0 | 0 | 1 | 0 | 0 | 0 | 0 | 0 | 0 | 0 | 0 | 0 | 0 | .277 |
| Mar 25 | at Ole Miss | *of | 2 | 0 | 1 | 0 | 0 | 0 | 0 | 0 | 0 | 0 | 1 | 0 | 0 | 0 | 0 | 0 | 0 | 0 | .282 |
| Mar 26 | at Ole Miss | *of | 3 | 0 | 0 | 0 | 0 | 0 | 0 | 0 | 0 | 0 | 0 | 0 | 0 | 0 | 0 | 2 | 0 | 0 | .273 |
| Mar 30 | BYU | *of | 3 | 0 | 0 | 0 | 0 | 0 | 0 | 0 | 0 | 0 | 0 | 0 | 0 | 0 | 0 | 0 | 0 | 0 | .264 |
| Mar 31 | NC STATE | *of | 1 | 1 | 1 | 2 | 0 | 0 | 0 | 0 | 1 | 0 | 0 | 0 | 0 | 0 | 0 | 2 | 0 | 0 | .272 |
| Mar 31 | BYU | *of | 2 | 1 | 1 | 1 | 0 | 0 | 0 | 0 | 0 | 0 | 0 | 0 | 0 | 0 | 0 | 0 | 0 | 0 | .277 |
| Apr 01 | LOUISIANA TECH | *of | 3 | 1 | 1 | 1 | 0 | 0 | 0 | 0 | 0 | 0 | 0 | 0 | 0 | 0 | 0 | 0 | 0 | 0 | .278 |
| Apr 02 | NC STATE | *of | 3 | 1 | 1 | 1 | 1 | 0 | 0 | 0 | 0 | 0 | 0 | 0 | 0 | 0 | 0 | 2 | 0 | 0 | .280 |
| Apr 06 | MISSOURI | *of | 3 | 1 | 1 | 0 | 0 | 0 | 0 | 0 | 0 | 0 | 0 | 0 | 0 | 0 | 1 | 0 | 0 | 0 | .282 |
| Apr 07 | MISSOURI | *of | 2 | 0 | 1 | 0 | 1 | 0 | 0 | 1 | 0 | 0 | 0 | 0 | 0 | 0 | 0 | 2 | 0 | 0 | .286 |
| Apr 08 | MISSOURI | *of | 1 | 1 | 1 | 0 | 0 | 0 | 0 | 1 | 0 | 0 | 0 | 0 | 0 | 0 | 0 | 2 | 0 | 0 | .292 |
| Apr 11 | OKLAHOMA | *of | 2 | 0 | 0 | 0 | 0 | 0 | 0 | 0 | 0 | 0 | 0 | 0 | 0 | 0 | 2 | 2 | 0 | 0 | .287 |
| Apr 14 | at Auburn | *of | 2 | 0 | 0 | 0 | 0 | 0 | 0 | 0 | 0 | 0 | 0 | 0 | 0 | 0 | 0 | 1 | 0 | 0 | .282 |
| Apr 15 | at Auburn | *of | 3 | 0 | 1 | 1 | 1 | 0 | 0 | 0 | 0 | 0 | 0 | 0 | 0 | 0 | 0 | 0 | 0 | 0 | .283 |
| Apr 16 | at Auburn | *of | 3 | 0 | 0 | 0 | 0 | 0 | 0 | 0 | 0 | 0 | 0 | 0 | 0 | 0 | 2 | 3 | 0 | 0 | .276 |
| Apr 18 | at McNeese | *of | 3 | 0 | 1 | 0 | 0 | 0 | 0 | 0 | 0 | 0 | 0 | 0 | 0 | 0 | 0 | 0 | 0 | 1 | .277 |
| Apr 21 | MISSISSIPPI ST. | *of | 3 | 0 | 0 | 0 | 0 | 0 | 0 | 0 | 0 | 0 | 0 | 0 | 0 | 0 | 0 | 0 | 0 | 0 | .270 |
| Apr 22 | MISSISSIPPI ST. | *of | 3 | 0 | 1 | 0 | 0 | 0 | 0 | 1 | 0 | 0 | 0 | 0 | 0 | 0 | 0 | 1 | 2 | 2 | .272 |
| Apr 23 | MISSISSIPPI ST. | *of | 1 | 0 | 1 | 1 | 0 | 0 | 0 | 1 | 0 | 0 | 0 | 0 | 0 | 1 | 0 | 1 | 0 | 0 | .278 |
| Apr 28 | at Alabama | *of | 3 | 0 | 1 | 0 | 0 | 0 | 0 | 0 | 0 | 0 | 0 | 0 | 0 | 0 | 2 | 1 | 0 | 0 | .279 |
| Apr 29 | at Alabama | *of | 4 | 0 | 3 | 4 | 0 | 0 | 0 | 0 | 0 | 0 | 0 | 0 | 0 | 0 | 0 | 1 | 0 | 0 | .293 |
| Apr 30 | at Alabama | *of | 2 | 0 | 0 | 0 | 0 | 0 | 0 | 0 | 0 | 0 | 0 | 0 | 0 | 0 | 2 | 1 | 0 | 0 | .289 |
| May 05 | GEORGIA | *of | 3 | 0 | 1 | 1 | 0 | 0 | 0 | 0 | 0 | 0 | 0 | 0 | 0 | 0 | 1 | 0 | 0 | 0 | .290 |
| May 07 | GEORGIA-1 | *of | 2 | 0 | 2 | 2 | 0 | 0 | 0 | 0 | 0 | 0 | 0 | 0 | 0 | 0 | 0 | 0 | 0 | 0 | .300 |
| May 07 | GEORGIA-2 | *of | 2 | 1 | 1 | 2 | 1 | 0 | 0 | 1 | 0 | 0 | 0 | 0 | 0 | 0 | 0 | 1 | 1 | 0 | .303 |
| May 10 | vs Ole Miss | *of | 4 | 0 | 0 | 0 | 0 | 0 | 0 | 0 | 0 | 0 | 0 | 0 | 0 | 0 | 0 | 1 | 4 | 0 | .295 |
| May 19 | vs Prairie View | *of | 2 | 0 | 2 | 1 | 0 | 1 | 0 | 0 | 0 | 0 | 0 | 0 | 0 | 1 | 0 | 0 | 0 | 0 | .304 |
| May 20 | vs ULL | *of | 3 | 1 | 1 | 1 | 0 | 0 | 1 | 0 | 0 | 0 | 0 | 0 | 0 | 0 | 1 | 2 | 0 | 0 | .305 |
| May 21 | vs ULL | *of | 2 | 1 | 0 | 0 | 0 | 0 | 0 | 1 | 1 | 0 | 0 | 0 | 0 | 0 | 0 | 0 | 0 | 0 | .301 |
| May 21 | vs ULL | *of | 4 | 1 | 2 | 2 | 1 | 0 | 0 | 0 | 0 | 0 | 0 | 0 | 0 | 0 | 0 | 1 | 1 | 0 | .306 |
| Totals | | 59gs | 157 | 31 | 48 | 35 | 11 | 3 | 6 | 16 | 3 | 0 | 3 | 1 | 2 | 1 | 33 | 56 | 4 | 1 | .306 |

REDOUTEY'S CAREER STATS

| Year | avg | gp-gs | ab | r | h | 2b | 3b | hr | rbi | tb | slg% | bb | hbp | so | gdp | ob% | sf | sh | sb-att | po | a | e | fld% |
|-------|------|--------|-----|----|----|----|----|----|-----|-----|------|----|-----|----|-----|------|----|----|--------|----|---|---|------|
| 2022 | .242 | 48-35 | 91 | 22 | 22 | 11 | 0 | 3 | 19 | 42 | .462 | 26 | 2 | 21 | 0 | .417 | 1 | 2 | 1-1 | 32 | 1 | 3 | .917 |
| 2023 | .306 | 59-59 | 157 | 31 | 48 | 11 | 3 | 6 | 35 | 83 | .529 | 16 | 3 | 33 | 1 | .376 | 2 | 1 | 3-3 | 56 | 4 | 1 | .984 |
| TOTAL | .282 | 107-94 | 248 | 53 | 70 | 22 | 3 | 9 | 54 | 125 | .504 | 42 | 5 | 54 | 1 | .393 | 3 | 3 | 4-4 | 88 | 5 | 4 | .959 |



EMMA STROOD

5

Pitcher/Utility • 6-0 • Sophomore • R/R • 1L • League City, Texas (Clear Springs HS)

SEASON HIGHS

| | |
|-----------------|-----|
| Hits | N/A |
| Doubles | N/A |
| Triples | N/A |
| Home Runs | N/A |
| Total Bases | N/A |
| RBIs | N/A |
| Runs Scored | N/A |
| Walks | N/A |
| Hit By Pitch | N/A |
| Sacrifice Flies | N/A |
| Sac Hits | N/A |
| At Bats | N/A |
| Stolen Bases | N/A |
| Innings Pitched | N/A |
| Strikeouts | N/A |
| Batters Faced | N/A |
| Putouts | N/A |
| Assists | N/A |
| Runners CS | N/A |

CAREER HIGHS

| | |
|-----------------|---|
| Hits | 1, NC State (04/02/23) |
| Doubles | 1, NC State (04/02/23) |
| Triples | N/A |
| Home Runs | N/A |
| Total Bases | 2, NC State (04/02/23) |
| RBIs | N/A |
| Runs Scored | N/A |
| Walks | N/A |
| Hit By Pitch | N/A |
| Sacrifice Flies | N/A |
| Sac Hits | N/A |
| At Bats | 1, Five Times |
| Stolen Bases | N/A |
| Innings Pitched | 1.0, Three Times |
| Strikeouts | 1, vs. San Jose St. (03/04/23) A&M-Corpus Christi (02/24/23) |
| Batters Faced | 9, vs. San Jose St. (03/04/23) |
| Putouts | N/A |
| Assists | 1, vs. San Jose St. (03/04/23) |
| Runners CS | N/A |

Complete bio

Sophomore Season (2024)

- Recorded two combined shutouts in three appearances in the circle in 2023.
- Had combined shutout in her first collegiate appearance versus A&M-Corpus Christi on Feb. 24, 2023.
- First collegiate hit was a double against NC State on April 2, 2023.

2023 SEASON GAME-BY-GAME

| Date | Opponent | Pos | AB | R | H | RBI | 2B | 3B | HR | BB | SB | CS | HBP | SAC | SF | GDP | K | PO | A | E | Avg |
|--------|------------------|-----|----|---|---|-----|----|----|----|----|----|----|-----|-----|----|-----|---|----|---|---|------|
| Feb 25 | A&M-CORPUS CHRIS | ph | 1 | 0 | 0 | 0 | 0 | 0 | 0 | 0 | 0 | 0 | 0 | 0 | 0 | 0 | 0 | 0 | 0 | 0 | .000 |
| Mar 04 | vs San Jose St. | p | 0 | 0 | 0 | 0 | 0 | 0 | 0 | 0 | 0 | 0 | 0 | 0 | 0 | 0 | 0 | 0 | 1 | 0 | .000 |
| Apr 02 | NC STATE | ph | 1 | 0 | 1 | 0 | 1 | 0 | 0 | 0 | 0 | 0 | 0 | 0 | 0 | 0 | 0 | 0 | 0 | 0 | .500 |
| Apr 08 | MISSOURI | ph | 1 | 0 | 0 | 0 | 0 | 0 | 0 | 0 | 0 | 0 | 0 | 0 | 0 | 0 | 0 | 0 | 0 | 0 | .333 |
| May 07 | GEORGIA-1 | ph | 1 | 0 | 0 | 0 | 0 | 0 | 0 | 0 | 0 | 0 | 0 | 0 | 0 | 0 | 1 | 0 | 0 | 0 | .250 |
| May 19 | vs Prairie View | ph | 1 | 0 | 0 | 0 | 0 | 0 | 0 | 0 | 0 | 0 | 0 | 0 | 0 | 0 | 0 | 0 | 0 | 0 | .200 |
| Totals | | Ogs | 5 | 0 | 1 | 0 | 1 | 0 | 0 | 0 | 0 | 0 | 0 | 0 | 0 | 0 | 3 | 0 | 1 | 0 | .200 |

On base pct. .200 • Slugging pct. .400

#5 Emma Strood - 3 appearances (All games)

| Date | Opponent | GS | IP | H | R | ER | BB | SO | 2B | 3B | HR | WP | BK | HBP | IBB | Score | W-L | Sv | ERA | NP |
|--------|------------------|----|-----|---|---|----|----|----|----|----|----|----|----|-----|-----|-------|-----|----|-------|----|
| Feb 24 | A&M-CORPUS CHRIS | | 1.0 | 1 | 0 | 0 | 0 | 1 | 0 | 0 | 0 | 1 | 0 | 0 | 0 | 11-0 | 0-0 | 0 | 0.00 | 8 |
| Mar 04 | vs San Jose St. | | 1.0 | 2 | 4 | 3 | 2 | 1 | 0 | 0 | 0 | 1 | 0 | 0 | 0 | 12-6 | 0-0 | 0 | 10.50 | 38 |
| Mar 31 | NC STATE | | 1.0 | 1 | 0 | 0 | 0 | 0 | 0 | 0 | 0 | 0 | 0 | 0 | 0 | 12-0 | 0-0 | 0 | 7.00 | 15 |
| Totals | | 0 | 3.0 | 4 | 4 | 3 | 2 | 2 | 0 | 0 | 0 | 2 | 0 | 0 | 0 | 35-6 | 0-0 | 0 | 7.00 | - |

STROOD'S CAREER STATS

| Year | avg | gp-gs | ab | r | h | 2b | 3b | hr | rbi | tb | slg% | bb | hbp | so | gdp | ob% | sf | sh | sb-att | po | a | e | fld% |
|-------|------|-------|----|---|---|----|----|----|-----|----|------|----|-----|----|-----|------|----|----|--------|----|---|---|-------|
| 2023 | .200 | 5-0 | 5 | 0 | 1 | 1 | 0 | 0 | 0 | 2 | .400 | 0 | 0 | 3 | 0 | .200 | 0 | 0 | 0-0 | 0 | 1 | 0 | 1.000 |
| TOTAL | .200 | 5-0 | 5 | 0 | 1 | 1 | 0 | 0 | 0 | 2 | .400 | 0 | 0 | 3 | 0 | .200 | 0 | 0 | 0-0 | 0 | 1 | 0 | 1.000 |

| Year | era | w-l | app | gs | cq | sho | sv | ip | h | r | er | bb | so | 2b | 3b | hr | bf | bavg | wp | hbp | bk | sfa | sha |
|-------|------|-----|-----|----|----|-----|----|-----|---|---|----|----|----|----|----|----|----|------|----|-----|----|-----|-----|
| 2023 | 7.00 | 0-0 | 3 | 0 | 0 | 0/2 | 0 | 3.0 | 4 | 4 | 3 | 2 | 2 | 0 | 0 | 0 | 17 | .286 | 2 | 0 | 0 | 0 | 1 |
| TOTAL | 7.00 | 0-0 | 3 | 0 | 0 | 0/2 | 0 | 3.0 | 4 | 4 | 3 | 2 | 2 | 0 | 0 | 0 | 17 | .286 | 2 | 0 | 0 | 0 | 1 |



ABIGAIL SAVOY

6

Infield • 5-8 • Sophomore • L/L • 1L • Branch, La. (Notre Dame HS)

SEASON HIGHS

| | |
|-----------------|-----|
| Hits | N/A |
| Doubles | N/A |
| Triples | N/A |
| Home Runs | N/A |
| Total Bases | N/A |
| RBI's | N/A |
| Runs Scored | N/A |
| Walks | N/A |
| Hit By Pitch | N/A |
| Sacrifice Flies | N/A |
| Sac Hits | N/A |
| At Bats | N/A |
| Stolen Bases | N/A |
| Putouts | N/A |
| Assists | N/A |

CAREER HIGHS

| | |
|-----------------|---|
| Hits | N/A |
| Doubles | N/A |
| Triples | N/A |
| Home Runs | N/A |
| Total Bases | N/A |
| RBI's | N/A |
| Runs Scored | 1, NC State (03/31/23) San Jose St. (03/04/23) |
| Walks | 1, NC State (03/31/23) San Jose St. (03/04/23) |
| Hit By Pitch | N/A |
| Sacrifice Flies | N/A |
| Sac Hits | N/A |
| At Bats | 1, Five Times |
| Stolen Bases | N/A |
| Putouts | N/A |
| Assists | N/A |

Complete bio

Sophomore Season (2024)

- Scored two runs and drew two walks in five at bats as a freshman in 2023.
- Played at Notre Dame High School where she helped the program win three State Championship Titles.
- Was high school teammates with current LSU teammate Maci Bergeron.


2023 SEASON GAME-BY-GAME

| Date | Opponent | Pos | AB | R | H | RBI | 2B | 3B | HR | BB | SB | CS | HBP | SAC | SF | GDP | K | PO | A | E | Avg |
|--------|------------------|-------|----|---|---|-----|----|----|----|----|----|----|-----|-----|----|-----|---|----|---|---|------|
| Feb 22 | at ULM | ph | 1 | 0 | 0 | 0 | 0 | 0 | 0 | 0 | 0 | 0 | 0 | 0 | 0 | 0 | 1 | 0 | 0 | 0 | .000 |
| Feb 24 | A&M-CORPUS CHRIS | ph | 1 | 0 | 0 | 0 | 0 | 0 | 0 | 0 | 0 | 0 | 0 | 0 | 0 | 0 | 0 | 0 | 0 | 0 | .000 |
| Feb 25 | A&M-CORPUS CHRIS | ph | 1 | 0 | 0 | 0 | 0 | 0 | 0 | 0 | 0 | 0 | 0 | 0 | 0 | 0 | 0 | 0 | 0 | 0 | .000 |
| Mar 04 | vs San Jose St. | ph/dh | 0 | 1 | 0 | 0 | 0 | 0 | 0 | 1 | 0 | 0 | 0 | 0 | 0 | 0 | 0 | 0 | 0 | 0 | .000 |
| Mar 05 | vs Cal Poly | ph | 1 | 0 | 0 | 0 | 0 | 0 | 0 | 0 | 0 | 0 | 0 | 0 | 0 | 0 | 0 | 0 | 0 | 0 | .000 |
| Mar 31 | NC STATE | ph | 0 | 1 | 0 | 0 | 0 | 0 | 0 | 1 | 0 | 0 | 0 | 0 | 0 | 0 | 0 | 0 | 0 | 0 | .000 |
| Apr 01 | LOUISIANA TECH | ph | 1 | 0 | 0 | 0 | 0 | 0 | 0 | 0 | 0 | 0 | 0 | 0 | 0 | 0 | 0 | 0 | 0 | 0 | .000 |
| Totals | | ogs | 5 | 2 | 0 | 0 | 0 | 0 | 0 | 2 | 0 | 0 | 0 | 0 | 0 | 0 | 1 | 0 | 0 | 0 | .000 |

On base pct. .286 • Slugging pct. .000

SAVOY'S CAREER STATS

| Year | avg | gp-gs | ab | r | h | 2b | 3b | hr | rbi | tb | slg% | bb | hbp | so | gdp | ob% | sf | sh | sb-att | po | a | e | fld% |
|-------|------|-------|----|---|---|----|----|----|-----|----|------|----|-----|----|-----|------|----|----|--------|----|---|---|------|
| 2023 | .000 | 7-0 | 5 | 2 | 0 | 0 | 0 | 0 | 0 | 0 | .000 | 2 | 0 | 1 | 0 | .286 | 0 | 0 | 0-0 | 0 | 0 | 0 | .000 |
| TOTAL | .000 | 7-0 | 5 | 2 | 0 | 0 | 0 | 0 | 0 | 0 | .000 | 2 | 0 | 1 | 0 | .286 | 0 | 0 | 0-0 | 0 | 0 | 0 | .000 |



MADILYN GIGLIO

9

Outfield • 5-3 • Junior • L/R • 2L • Metairie, La. (Mount Carmel Academy)

SEASON HIGHS

| | |
|-----------------|-----|
| Hits | N/A |
| Doubles | N/A |
| Triples | N/A |
| Home Runs | N/A |
| Total Bases | N/A |
| RBI's | N/A |
| Runs Scored | N/A |
| Walks | N/A |
| Hit By Pitch | N/A |
| Sacrifice Flies | N/A |
| Sac Hits | N/A |
| At Bats | N/A |
| Stolen Bases | N/A |
| Putouts | N/A |
| Assists | N/A |

CAREER HIGHS

| | |
|-----------------|----------------------------------|
| Hits | 1, A&M-Corpus Christi (02/24/23) |
| Doubles | N/A |
| Triples | N/A |
| Home Runs | N/A |
| Total Bases | 1, A&M-Corpus Christi (02/24/23) |
| RBI's | N/A |
| Runs Scored | 1, 13 Times |
| Walks | N/A |
| Hit By Pitch | N/A |
| Sacrifice Flies | N/A |
| Sac Hits | N/A |
| At Bats | 1, Three Times |
| Stolen Bases | 1, Four Times |
| Putouts | 1, #10/11 Georgia (05/07/23) |
| Assists | N/A |

Complete bio

Junior Season (2024)

- Logged first career hit against A&M-Corpus Christi (Feb. 24).
- Concluded 2023 season with nine runs scored as a pinch runner.
- First collegiate putout was against No. 10/11 Georgia on May 7, 2023.

2023 SEASON GAME-BY-GAME

| Date | Opponent | Pos | AB | R | H | RBI | 2B | 3B | HR | BB | SB | CS | HBP | SAC | SF | GDP | K | PO | A | E | Avg |
|--------|---------------------|-------|----|---|---|-----|----|----|----|----|----|----|-----|-----|----|-----|---|----|---|---|-------|
| Feb 10 | NEW MEXICO | pr | 0 | 1 | 0 | 0 | 0 | 0 | 0 | 0 | 0 | 0 | 0 | 0 | 0 | 0 | 0 | 0 | 0 | 0 | .000 |
| Feb 11 | NEW MEXICO | pr | 0 | 1 | 0 | 0 | 0 | 0 | 0 | 0 | 0 | 0 | 0 | 0 | 0 | 0 | 0 | 0 | 0 | 0 | .000 |
| Feb 12 | OREGON ST. | pr | 0 | 0 | 0 | 0 | 0 | 0 | 0 | 0 | 0 | 0 | 0 | 0 | 0 | 0 | 0 | 0 | 0 | 0 | .000 |
| Feb 19 | CENTRAL ARK. | pr | 0 | 0 | 0 | 0 | 0 | 0 | 0 | 0 | 0 | 0 | 0 | 0 | 0 | 0 | 0 | 0 | 0 | 0 | .000 |
| Feb 21 | at Louisiana Tech | pr | 0 | 0 | 0 | 0 | 0 | 0 | 0 | 0 | 0 | 0 | 0 | 0 | 0 | 0 | 0 | 0 | 0 | 0 | .000 |
| Feb 24 | A&M-CORPUS CHRIS | ph | 1 | 1 | 1 | 0 | 0 | 0 | 0 | 0 | 0 | 0 | 0 | 0 | 0 | 0 | 0 | 0 | 0 | 0 | 1.000 |
| Feb 25 | ULL | pr | 0 | 0 | 0 | 0 | 0 | 0 | 0 | 0 | 0 | 0 | 0 | 0 | 0 | 0 | 0 | 0 | 0 | 0 | 1.000 |
| Feb 25 | A&M-CORPUS CHRIS | ph | 1 | 0 | 0 | 0 | 0 | 0 | 0 | 0 | 0 | 0 | 0 | 0 | 0 | 0 | 0 | 0 | 0 | 0 | .500 |
| Feb 26 | at ULL | pr | 0 | 0 | 0 | 0 | 0 | 0 | 0 | 0 | 0 | 0 | 0 | 0 | 0 | 0 | 0 | 0 | 0 | 0 | .500 |
| Mar 03 | vs Loyola Marymount | pr | 0 | 0 | 0 | 0 | 0 | 0 | 0 | 0 | 0 | 0 | 0 | 0 | 0 | 0 | 0 | 0 | 0 | 0 | .500 |
| Mar 04 | vs Minnesota | pr | 0 | 0 | 0 | 0 | 0 | 0 | 0 | 0 | 1 | 0 | 0 | 0 | 0 | 0 | 0 | 0 | 0 | 0 | .500 |
| Mar 05 | vs Cal Poly | pr | 0 | 1 | 0 | 0 | 0 | 0 | 0 | 0 | 0 | 0 | 0 | 0 | 0 | 0 | 0 | 0 | 0 | 0 | .500 |
| Mar 13 | at South Carolina-1 | pr | 0 | 1 | 0 | 0 | 0 | 0 | 0 | 0 | 0 | 0 | 0 | 0 | 0 | 0 | 0 | 0 | 0 | 0 | .500 |
| Mar 13 | at South Carolina-2 | pr | 0 | 1 | 0 | 0 | 0 | 0 | 0 | 0 | 0 | 0 | 0 | 0 | 0 | 0 | 0 | 0 | 0 | 0 | .500 |
| Mar 17 | TENNESSEE | pr | 0 | 0 | 0 | 0 | 0 | 0 | 0 | 0 | 1 | 0 | 0 | 0 | 0 | 0 | 0 | 0 | 0 | 0 | .500 |
| Mar 19 | TENNESSEE | pr | 0 | 0 | 0 | 0 | 0 | 0 | 0 | 0 | 0 | 0 | 0 | 0 | 0 | 0 | 0 | 0 | 0 | 0 | .500 |
| Mar 21 | MCNEESE | pr | 0 | 0 | 0 | 0 | 0 | 0 | 0 | 0 | 0 | 0 | 0 | 0 | 0 | 0 | 0 | 0 | 0 | 0 | .500 |
| Mar 26 | at Ole Miss | pr | 0 | 0 | 0 | 0 | 0 | 0 | 0 | 0 | 0 | 0 | 0 | 0 | 0 | 0 | 0 | 0 | 0 | 0 | .500 |
| Mar 31 | BYU | pr | 0 | 1 | 0 | 0 | 0 | 0 | 0 | 0 | 0 | 0 | 0 | 0 | 0 | 0 | 0 | 0 | 0 | 0 | .500 |
| Apr 01 | LOUISIANA TECH | of | 0 | 0 | 0 | 0 | 0 | 0 | 0 | 0 | 0 | 0 | 0 | 0 | 0 | 0 | 0 | 0 | 0 | 0 | .500 |
| Apr 15 | at Auburn | of | 0 | 0 | 0 | 0 | 0 | 0 | 0 | 0 | 0 | 0 | 0 | 0 | 0 | 0 | 0 | 0 | 0 | 0 | .500 |
| Apr 21 | MISSISSIPPI ST. | pr/of | 0 | 1 | 0 | 0 | 0 | 0 | 0 | 0 | 0 | 0 | 0 | 0 | 0 | 0 | 0 | 0 | 0 | 0 | .500 |
| Apr 22 | MISSISSIPPI ST. | of | 0 | 0 | 0 | 0 | 0 | 0 | 0 | 0 | 0 | 0 | 0 | 0 | 0 | 0 | 0 | 0 | 0 | 0 | .500 |
| Apr 23 | MISSISSIPPI ST. | of | 0 | 0 | 0 | 0 | 0 | 0 | 0 | 0 | 0 | 0 | 0 | 0 | 0 | 0 | 0 | 0 | 0 | 0 | .500 |
| May 07 | GEORGIA-1 | pr | 0 | 1 | 0 | 0 | 0 | 0 | 0 | 0 | 0 | 0 | 0 | 0 | 0 | 0 | 0 | 0 | 0 | 0 | .500 |
| May 07 | GEORGIA-2 | of | 0 | 0 | 0 | 0 | 0 | 0 | 0 | 0 | 0 | 0 | 0 | 0 | 0 | 0 | 0 | 1 | 0 | 0 | .500 |
| Totals | | Ogs | 2 | 9 | 1 | 0 | 0 | 0 | 0 | 0 | 2 | 0 | 0 | 0 | 0 | 0 | 0 | 1 | 0 | 0 | .500 |

On base pct. .500 • Slugging pct. .500

GIGLIO'S CAREER STATS

| Year | avg | gp-gs | ab | r | h | 2b | 3b | hr | rbi | tb | slg% | bb | hbp | so | gdp | ob% | sf | sh | sb-att | po | a | e | fld% |
|-------|------|-------|----|----|---|----|----|----|-----|----|------|----|-----|----|-----|------|----|----|--------|----|---|---|-------|
| 2022 | .000 | 15-0 | 1 | 4 | 0 | 0 | 0 | 0 | 0 | 0 | .000 | 0 | 0 | 0 | 0 | .000 | 0 | 0 | 2-2 | 0 | 0 | 0 | .000 |
| 2023 | .500 | 26-0 | 2 | 9 | 1 | 0 | 0 | 0 | 0 | 1 | .500 | 0 | 0 | 0 | 0 | .500 | 0 | 0 | 2-2 | 1 | 0 | 0 | 1.000 |
| TOTAL | .333 | 41-0 | 3 | 13 | 1 | 0 | 0 | 0 | 0 | 1 | .333 | 0 | 0 | 0 | 0 | .333 | 0 | 0 | 4-4 | 1 | 0 | 0 | 1.000 |



EMILEE CASANOVA

10

Pitcher • 6-2 • Redshirt Junior • R/R • 2L • Amite, La. (Oak Forest Academy)

SEASON HIGHS

| | |
|-----------------|-----|
| Innings Pitched | N/A |
| Strikeouts | N/A |
| Batters Faced | N/A |
| Putouts | N/A |
| Assists | N/A |
| Runners CS | N/A |

CAREER HIGHS

| | |
|-----------------|------------------------------------|
| Innings Pitched | 5.0, A&M-Corpus Christi (02/25/23) |
| Strikeouts | 5, A&M-Corpus Christi (02/25/23) |
| Batters Faced | 18, vs. Cal Poly (03/05/23) |
| Putouts | 1, #10/11 Georgia (05/07/23) |
| Assists | N/A |
| Runners CS | N/A |

Complete bio

Redshirt Junior Season (2024)

- Tossed shutout against A&M-Corpus Christi on Feb. 25, 2023 in first career start.
- Threw a career-high five strikeouts vs. A&M-Corpus Christi on Feb. 25, 2023.
- Ended 2023 with a 2-0 record, 1.34 ERA and 14 strikeouts in 15.2 innings pitched.
- A two-time SEC Academic Honor Roll selection and NFCA All-America Scholar-Athlete.

2023 SEASON GAME-BY-GAME

| Date | Opponent | Pos | AB | R | H | RBI | 2B | 3B | HR | BB | SB | CS | HBP | SAC | SF | GDP | K | PO | A | E | Avg |
|--------|-------------|-----|----|---|---|-----|----|----|----|----|----|----|-----|-----|----|-----|---|----|---|---|------|
| May 07 | GEORGIA-2 | p | 0 | 0 | 0 | 0 | 0 | 0 | 0 | 0 | 0 | 0 | 0 | 0 | 0 | 0 | 0 | 1 | 0 | 0 | .000 |
| May 10 | vs Ole Miss | pr | 0 | 0 | 0 | 0 | 0 | 0 | 0 | 0 | 0 | 0 | 0 | 0 | 0 | 0 | 0 | 0 | 0 | 0 | .000 |
| Totals | | ogs | 0 | 0 | 0 | 0 | 0 | 0 | 0 | 0 | 0 | 0 | 0 | 0 | 0 | 0 | 0 | 1 | 0 | 0 | .000 |

On base pct. .000 • Slugging pct. .000

#10 Emilee Casanova - 6 appearances (All games)

| Date | Opponent | GS | IP | H | R | ER | BB | SO | 2B | 3B | HR | WP | BK | HBP | IBB | Score | W-L | Sv | ERA | NP |
|--------|------------------|----|------|----|---|----|----|----|----|----|----|----|----|-----|-----|-------|-----|----|------|----|
| Feb 12 | NICHOLLS | | 2.0 | 1 | 1 | 1 | 0 | 2 | 0 | 0 | 1 | 0 | 0 | 0 | 0 | 4-3 | 0-0 | 0 | 3.50 | 29 |
| Feb 25 | A&M-CORPUS CHRIS | * | 5.0 | 2 | 0 | 0 | 0 | 5 | 0 | 0 | 0 | 0 | 0 | 0 | 0 | 12-0 | 1-0 | 0 | 1.00 | 74 |
| Mar 05 | vs Cal Poly | * | 3.1 | 4 | 4 | 2 | 3 | 4 | 2 | 0 | 0 | 1 | 0 | 1 | 0 | 12-4 | 1-0 | 0 | 2.03 | 78 |
| Apr 02 | NC STATE | | 2.0 | 2 | 0 | 0 | 0 | 1 | 0 | 0 | 0 | 0 | 0 | 2 | 0 | 7-0 | 1-0 | 0 | 1.70 | 21 |
| Apr 11 | OKLAHOMA | | 1.1 | 0 | 0 | 0 | 0 | 1 | 0 | 0 | 0 | 0 | 0 | 0 | 0 | 0-3 | 1-0 | 0 | 1.54 | 22 |
| May 07 | GEORGIA-2 | | 2.0 | 1 | 0 | 0 | 0 | 1 | 0 | 0 | 0 | 0 | 0 | 0 | 0 | 9-1 | 2-0 | 0 | 1.34 | 19 |
| Totals | | 2 | 15.2 | 10 | 5 | 3 | 3 | 14 | 2 | 0 | 1 | 1 | 0 | 3 | 0 | 44-11 | 2-0 | 0 | 1.34 | - |

CASANOVA'S CAREER STATS

| Year | avg | gp-gs | ab | r | h | 2b | 3b | hr | rbi | tb | slg% | bb | hbp | so | gdp | ob% | sf | sh | sb-att | po | a | e | fld% |
|-------|------|-------|----|---|---|----|----|----|-----|----|------|----|-----|----|-----|------|----|----|--------|----|---|---|-------|
| 2023 | .000 | 1-0 | 0 | 0 | 0 | 0 | 0 | 0 | 0 | 0 | .000 | 0 | 0 | 0 | 0 | .000 | 0 | 0 | 0-0 | 1 | 0 | 0 | 1.000 |
| TOTAL | .000 | 1-0 | 0 | 0 | 0 | 0 | 0 | 0 | 0 | 0 | .000 | 0 | 0 | 0 | 0 | .000 | 0 | 0 | 0-0 | 1 | 0 | 0 | 1.000 |

| Year | era | w-l | app | gs | cg | sho | sv | ip | h | r | er | bb | so | 2b | 3b | hr | bf | bavg | wp | hbp | bk | sfa | sha |
|-------|------|-----|-----|----|----|-----|----|------|----|---|----|----|----|----|----|----|----|------|----|-----|----|-----|-----|
| 2022 | 0.00 | 0-0 | 1 | 0 | 0 | 0/1 | 0 | 1.0 | 0 | 0 | 0 | 2 | 1 | 0 | 0 | 0 | 6 | .000 | 0 | 1 | 0 | 0 | 0 |
| 2023 | 1.34 | 2-0 | 6 | 2 | 1 | 1/1 | 0 | 15.2 | 10 | 5 | 3 | 3 | 14 | 2 | 0 | 1 | 62 | .182 | 1 | 3 | 0 | 0 | 1 |
| TOTAL | 1.26 | 2-0 | 7 | 2 | 1 | 1/2 | 0 | 16.2 | 10 | 5 | 3 | 5 | 15 | 2 | 0 | 1 | 68 | .172 | 1 | 4 | 0 | 0 | 1 |



MACI BERGERON

12

Catcher • 5-4 • Sophomore • R/R • 1L • Rayne, La. (Notre Dame HS)

SEASON HIGHS

| | |
|-----------------|-----|
| Hits | N/A |
| Doubles | N/A |
| Triples | N/A |
| Home Runs | N/A |
| Total Bases | N/A |
| RBI's | N/A |
| Runs Scored | N/A |
| Walks | N/A |
| Hit By Pitch | N/A |
| Sacrifice Flies | N/A |
| Sac Hits | N/A |
| At Bats | N/A |
| Stolen Bases | N/A |
| Putouts | N/A |
| Assists | N/A |
| Runners CS | N/A |

CAREER HIGHS

| | |
|-----------------|--|
| Hits | 2, Four Times |
| Doubles | 1, Three Times |
| Triples | N/A |
| Home Runs | 1, Prairie View A&M (05/19/23) |
| Total Bases | 4, Prairie View A&M (05/19/23) |
| RBI's | 2, at UL-Lafayette (02/26/23) |
| Runs Scored | 2, at South Carolina (03/11/23) |
| Walks | 2, Missouri (04/06/23) |
| Hit By Pitch | 1, Three Times |
| Sacrifice Flies | 1, NC State (03/31/23) |
| Sac Hits | N/A |
| At Bats | 4, Five Times |
| Stolen Bases | N/A |
| Putouts | 10, Three Times |
| Assists | 2, at Southeastern La. (03/15/23) Utah (02/18/23) |
| Runners CS | 1, Six Times |

Complete bio

Sophomre Season (2024)

- Ended 2023 with a .214 average with 18 hits, and one home run.
- Hit her first collgaite home run in the NCAA Tournament vs. Prairie View A&M on May 19, 2023.
- Had 189 putouts and 11 assists with one error and logged a career-high 10 putouts three times this in 2023.
- Is a two-time Louisiana Gatorade Player of the Year and member of the USA Junior Women's National Team.

2023 SEASON GAME-BY-GAME

| Date | Opponent | Pos | AB | R | H | RBI | 2B | 3B | HR | BB | SB | CS | HBP | SAC | SF | GDP | K | PO | A | E | Avg |
|--------|---------------------|-------|----|---|----|-----|----|----|----|----|----|----|-----|-----|----|-----|----|-----|----|---|------|
| Feb 10 | NEW MEXICO | *c | 4 | 0 | 2 | 0 | 0 | 0 | 0 | 0 | 0 | 0 | 0 | 0 | 0 | 0 | 0 | 8 | 0 | 0 | .500 |
| Feb 11 | OREGON ST. | *c | 1 | 0 | 1 | 1 | 1 | 0 | 0 | 0 | 0 | 0 | 0 | 0 | 0 | 0 | 0 | 2 | 0 | 0 | .600 |
| Feb 11 | NEW MEXICO | *c | 4 | 0 | 1 | 0 | 0 | 0 | 0 | 0 | 0 | 0 | 0 | 0 | 0 | 0 | 0 | 3 | 0 | 0 | .444 |
| Feb 12 | OREGON ST. | *c | 3 | 0 | 1 | 0 | 0 | 0 | 0 | 0 | 0 | 0 | 0 | 0 | 0 | 0 | 2 | 10 | 0 | 0 | .417 |
| Feb 12 | NICHOLLS | *c | 0 | 0 | 0 | 0 | 0 | 0 | 0 | 0 | 0 | 0 | 0 | 0 | 0 | 0 | 0 | 1 | 0 | 0 | .417 |
| Feb 17 | OHIO | *dh | 2 | 0 | 0 | 0 | 0 | 0 | 0 | 1 | 0 | 0 | 0 | 0 | 0 | 0 | 1 | 0 | 0 | 0 | .357 |
| Feb 17 | UTAH | *c | 3 | 0 | 0 | 0 | 0 | 0 | 0 | 0 | 0 | 0 | 0 | 0 | 0 | 0 | 1 | 1 | 0 | 0 | .294 |
| Feb 18 | UTAH | *c | 2 | 0 | 0 | 0 | 0 | 0 | 0 | 0 | 0 | 0 | 0 | 0 | 0 | 0 | 0 | 6 | 2 | 0 | .263 |
| Feb 18 | CENTRAL ARK. | *c | 2 | 0 | 0 | 0 | 0 | 0 | 0 | 0 | 0 | 0 | 0 | 0 | 0 | 0 | 1 | 8 | 0 | 0 | .238 |
| Feb 19 | CENTRAL ARK. | *c | 1 | 0 | 0 | 0 | 0 | 0 | 0 | 1 | 0 | 0 | 1 | 0 | 0 | 0 | 1 | 10 | 0 | 0 | .227 |
| Feb 21 | at Louisiana Tech | *c | 3 | 0 | 1 | 1 | 1 | 0 | 0 | 0 | 0 | 0 | 0 | 0 | 0 | 0 | 1 | 9 | 0 | 0 | .240 |
| Feb 22 | at ULM | *c | 3 | 1 | 0 | 0 | 0 | 0 | 0 | 1 | 0 | 0 | 0 | 0 | 0 | 0 | 1 | 7 | 0 | 0 | .214 |
| Feb 25 | ULL | *c | 2 | 0 | 0 | 0 | 0 | 0 | 0 | 1 | 0 | 0 | 0 | 0 | 0 | 0 | 1 | 3 | 0 | 0 | .200 |
| Feb 26 | at ULL | *c | 3 | 0 | 1 | 2 | 0 | 0 | 0 | 0 | 0 | 0 | 0 | 0 | 0 | 0 | 0 | 5 | 1 | 0 | .212 |
| Mar 03 | vs Michigan | *c | 1 | 0 | 0 | 0 | 0 | 0 | 0 | 1 | 0 | 0 | 0 | 0 | 0 | 0 | 0 | 8 | 0 | 0 | .206 |
| Mar 04 | vs Minnesota | *c | 3 | 0 | 0 | 0 | 0 | 0 | 0 | 0 | 0 | 0 | 0 | 0 | 0 | 0 | 2 | 8 | 0 | 0 | .189 |
| Mar 05 | vs Cal Poly | *c | 2 | 0 | 1 | 0 | 0 | 0 | 0 | 0 | 0 | 0 | 1 | 0 | 0 | 0 | 0 | 6 | 0 | 0 | .205 |
| Mar 11 | at South Carolina | *c | 4 | 2 | 2 | 0 | 1 | 0 | 0 | 0 | 0 | 0 | 0 | 0 | 0 | 0 | 1 | 7 | 1 | 0 | .233 |
| Mar 13 | at South Carolina-1 | *c | 2 | 0 | 0 | 0 | 0 | 0 | 0 | 1 | 0 | 0 | 0 | 0 | 0 | 0 | 0 | 3 | 0 | 0 | .222 |
| Mar 13 | at South Carolina-2 | *c | 2 | 0 | 1 | 0 | 0 | 0 | 0 | 0 | 0 | 0 | 0 | 0 | 0 | 0 | 0 | 9 | 0 | 0 | .234 |
| Mar 15 | at Southeastern | *c | 4 | 0 | 0 | 0 | 0 | 0 | 0 | 0 | 0 | 0 | 0 | 0 | 0 | 0 | 1 | 5 | 2 | 0 | .216 |
| Mar 17 | TENNESSEE | *c | 1 | 0 | 0 | 0 | 0 | 0 | 0 | 1 | 0 | 0 | 0 | 0 | 0 | 0 | 1 | 7 | 1 | 0 | .212 |
| Mar 19 | TENNESSEE | ph/dh | 2 | 0 | 0 | 0 | 0 | 0 | 0 | 0 | 0 | 0 | 0 | 0 | 0 | 0 | 1 | 0 | 0 | 0 | .204 |
| Mar 21 | MCNEESE | *c | 3 | 1 | 2 | 1 | 0 | 0 | 0 | 0 | 0 | 0 | 0 | 0 | 0 | 0 | 0 | 2 | 0 | 0 | .228 |
| Mar 24 | at Ole Miss | *c | 2 | 0 | 0 | 0 | 0 | 0 | 0 | 1 | 0 | 0 | 0 | 0 | 0 | 0 | 1 | 3 | 1 | 0 | .220 |
| Mar 25 | at Ole Miss | *c | 2 | 0 | 0 | 0 | 0 | 0 | 0 | 0 | 0 | 0 | 1 | 0 | 0 | 0 | 1 | 10 | 0 | 0 | .213 |
| Mar 26 | at Ole Miss | *c | 3 | 0 | 0 | 0 | 0 | 0 | 0 | 0 | 0 | 0 | 0 | 0 | 0 | 0 | 2 | 3 | 1 | 0 | .203 |
| Mar 31 | NC STATE | *c | 2 | 0 | 0 | 1 | 0 | 0 | 0 | 0 | 0 | 0 | 0 | 0 | 1 | 0 | 1 | 4 | 0 | 0 | .197 |
| Mar 31 | BYU | *c | 1 | 0 | 0 | 0 | 0 | 0 | 0 | 0 | 0 | 0 | 0 | 0 | 0 | 0 | 1 | 3 | 0 | 0 | .194 |
| Apr 02 | NC STATE | *c | 2 | 1 | 0 | 0 | 0 | 0 | 0 | 1 | 0 | 0 | 0 | 0 | 0 | 0 | 0 | 7 | 0 | 0 | .188 |
| Apr 06 | MISSOURI | *c | 1 | 1 | 0 | 1 | 0 | 0 | 0 | 2 | 0 | 0 | 0 | 0 | 0 | 1 | 0 | 7 | 1 | 0 | .186 |
| Apr 15 | at Auburn | ph | 1 | 0 | 1 | 0 | 0 | 0 | 0 | 0 | 0 | 0 | 0 | 0 | 0 | 0 | 0 | 0 | 0 | 0 | .197 |
| Apr 18 | at McNeese | *c | 3 | 0 | 1 | 0 | 0 | 0 | 0 | 0 | 0 | 0 | 0 | 0 | 0 | 0 | 0 | 6 | 1 | 1 | .203 |
| Apr 22 | MISSISSIPPI ST. | ph | 1 | 0 | 0 | 0 | 0 | 0 | 0 | 0 | 0 | 0 | 0 | 0 | 0 | 0 | 0 | 0 | 0 | 0 | .200 |
| Apr 29 | at Alabama | *c | 4 | 0 | 0 | 0 | 0 | 0 | 0 | 0 | 0 | 0 | 0 | 0 | 0 | 0 | 1 | 3 | 0 | 0 | .190 |
| May 07 | GEORGIA-1 | *c | 2 | 0 | 2 | 0 | 0 | 0 | 0 | 0 | 0 | 0 | 0 | 0 | 0 | 0 | 0 | 7 | 0 | 0 | .210 |
| May 19 | vs Prairie View | *c | 3 | 1 | 1 | 1 | 0 | 0 | 1 | 0 | 0 | 0 | 0 | 0 | 0 | 0 | 0 | 8 | 0 | 0 | .214 |
| Totals | | 32gs | 84 | 7 | 18 | 8 | 3 | 0 | 1 | 11 | 0 | 0 | 3 | 0 | 1 | 1 | 22 | 189 | 11 | 1 | .214 |

On base pct. .323 • Slugging pct. .286

BERGERON'S CAREER STATS

| Year | avg | gp-gs | ab | r | h | 2b | 3b | hr | rbi | tb | slg% | bb | hbp | so | gdp | ob% | sf | sh | sb-att | po | a | e | fld% |
|-------|------|-------|----|---|----|----|----|----|-----|----|------|----|-----|----|-----|------|----|----|--------|-----|----|---|------|
| 2023 | .214 | 37-32 | 84 | 7 | 18 | 3 | 0 | 1 | 8 | 24 | .286 | 11 | 3 | 22 | 1 | .323 | 1 | 0 | 0-0 | 189 | 11 | 1 | .995 |
| TOTAL | .214 | 37-32 | 84 | 7 | 18 | 3 | 0 | 1 | 8 | 24 | .286 | 11 | 3 | 22 | 1 | .323 | 1 | 0 | 0-0 | 189 | 11 | 1 | .995 |



DANIECA COFFEY

13

Infield • 5-6 • Senior • L/R • 3L • Richwood, Texas (Angleton HS)

SEASON HIGHS

| | |
|-----------------|-----|
| Hits | N/A |
| Doubles | N/A |
| Triples | N/A |
| Home Runs | N/A |
| Total Bases | N/A |
| RBI's | N/A |
| Runs Scored | N/A |
| Walks | N/A |
| Hit By Pitch | N/A |
| Sacrifice Flies | N/A |
| Sac Hits | N/A |
| At Bats | N/A |
| Stolen Bases | N/A |
| Putouts | N/A |
| Assists | N/A |

CAREER HIGHS

| | |
|-----------------|---|
| Hits | 3, 11 Times |
| Doubles | 1, 18 Times |
| Triples | 1, Seven Times |
| Home Runs | 1, Three Times |
| Total Bases | 6, at ULM (02/22/23) |
| RBI's | 4, vs. San Jose St. (03/04/23) at Mississippi St. (05/08/22) |
| Runs Scored | 3, Four Times |
| Walks | 3, NC State (03/31/23) Troy (03/04/22) |
| Hit By Pitch | 1, vs. LMU (03/03/23) at #14 Georgia (04/23/22) |
| Sacrifice Flies | 1, Three Times |
| Sac Hits | 1, Three Times |
| At Bats | 5, Six Times |
| Stolen Bases | 2, Three Times |
| Putouts | 5, Louisiana Tech (04/06/21) |
| Assists | 6, UL-Lafayette (02/25/23) |

Complete bio

Senior Season (2024)

- Is a 2024 All-SEC Preseason selection.
- Listed on the 2023 NFCA South All-Region team.
- Led the team last season with a .392 batting average and 74 hits.
- Enters 2024 season ranked No. 6 all-time at LSU with a .430 career on-base percentage and No. 9 with a .354 career batting average.

2023 SEASON GAME-BY-GAME

| Date | Opponent | Pos | AB | R | H | RBI | 2B | 3B | HR | BB | SB | CS | HBP | SAC | SF | GDP | K | PO | A | E | Avg | |
|--------|---------------------|-----|------|-----|----|-----|----|----|----|----|----|----|-----|-----|----|-----|---|----|----|----|------|------|
| Feb 10 | NEW MEXICO | *3b | 4 | 1 | 2 | 0 | 0 | 0 | 0 | 0 | 0 | 0 | 0 | 0 | 0 | 0 | 0 | 1 | 1 | 0 | .500 | |
| Feb 11 | OREGON ST. | *3b | 4 | 1 | 1 | 0 | 0 | 0 | 0 | 0 | 1 | 0 | 0 | 0 | 0 | 0 | 0 | 1 | 2 | 0 | .375 | |
| Feb 11 | NEW MEXICO | *3b | 5 | 1 | 2 | 1 | 1 | 0 | 0 | 0 | 0 | 0 | 0 | 0 | 0 | 0 | 0 | 1 | 0 | 0 | .385 | |
| Feb 12 | OREGON ST. | *3b | 2 | 0 | 1 | 1 | 0 | 0 | 0 | 1 | 0 | 1 | 0 | 0 | 0 | 0 | 0 | 1 | 1 | 0 | .400 | |
| Feb 12 | NICHOLLS | *3b | 3 | 0 | 0 | 0 | 0 | 0 | 0 | 1 | 0 | 0 | 0 | 0 | 0 | 0 | 0 | 0 | 0 | 0 | .333 | |
| Feb 17 | OHIO | *3b | 2 | 2 | 1 | 0 | 0 | 0 | 0 | 2 | 0 | 0 | 0 | 0 | 0 | 0 | 0 | 3 | 3 | 0 | .350 | |
| Feb 17 | UTAH | *3b | 4 | 1 | 2 | 1 | 0 | 0 | 0 | 0 | 0 | 0 | 0 | 0 | 0 | 0 | 1 | 0 | 2 | 0 | .375 | |
| Feb 18 | UTAH | *3b | 2 | 0 | 1 | 0 | 1 | 0 | 0 | 1 | 0 | 0 | 0 | 0 | 0 | 0 | 0 | 1 | 1 | 1 | .385 | |
| Feb 18 | CENTRAL ARK. | *3b | 3 | 1 | 2 | 0 | 0 | 0 | 0 | 0 | 0 | 0 | 0 | 0 | 0 | 0 | 1 | 0 | 2 | 0 | .414 | |
| Feb 19 | CENTRAL ARK. | *3b | 3 | 0 | 0 | 0 | 1 | 0 | 0 | 1 | 0 | 0 | 0 | 0 | 0 | 0 | 0 | 1 | 1 | 1 | .375 | |
| Feb 21 | at Louisiana Tech | *3b | 4 | 0 | 1 | 0 | 0 | 0 | 0 | 0 | 0 | 0 | 0 | 0 | 0 | 0 | 0 | 2 | 2 | 0 | .361 | |
| Feb 22 | at ULM | *3b | 5 | 2 | 3 | 3 | 0 | 0 | 1 | 0 | 0 | 0 | 0 | 0 | 0 | 0 | 0 | 1 | 0 | 3 | .390 | |
| Feb 24 | A&M-CORPUS CHRIS | *3b | 3 | 1 | 3 | 0 | 0 | 0 | 0 | 0 | 1 | 0 | 0 | 0 | 0 | 0 | 0 | 0 | 3 | 0 | .432 | |
| Feb 25 | ULL | *3b | 3 | 1 | 0 | 0 | 0 | 0 | 0 | 1 | 0 | 0 | 0 | 0 | 0 | 0 | 0 | 1 | 0 | 6 | .404 | |
| Feb 25 | A&M-CORPUS CHRIS | *3b | 2 | 2 | 2 | 2 | 0 | 0 | 0 | 1 | 0 | 0 | 0 | 0 | 0 | 0 | 0 | 1 | 4 | 0 | .429 | |
| Feb 26 | at ULL | *3b | 4 | 0 | 2 | 0 | 0 | 0 | 0 | 0 | 0 | 0 | 0 | 0 | 0 | 0 | 0 | 0 | 3 | 0 | .434 | |
| Mar 03 | vs Michigan | *3b | 3 | 1 | 2 | 1 | 0 | 0 | 0 | 1 | 0 | 0 | 0 | 0 | 0 | 0 | 0 | 1 | 1 | 3 | .446 | |
| Mar 03 | vs Loyola Marymount | *3b | 2 | 2 | 0 | 0 | 0 | 0 | 0 | 1 | 0 | 0 | 1 | 0 | 0 | 0 | 0 | 0 | 0 | 2 | .431 | |
| Mar 04 | vs Minnesota | *3b | 4 | 0 | 3 | 1 | 0 | 0 | 0 | 0 | 0 | 0 | 0 | 0 | 0 | 0 | 0 | 0 | 3 | 1 | .452 | |
| Mar 04 | vs San Jose St. | *3b | 4 | 2 | 2 | 4 | 1 | 0 | 0 | 2 | 0 | 0 | 0 | 0 | 0 | 0 | 0 | 1 | 2 | 0 | .455 | |
| Mar 05 | vs Cal Poly | *3b | 4 | 1 | 3 | 0 | 0 | 0 | 0 | 0 | 0 | 0 | 0 | 0 | 0 | 0 | 0 | 0 | 1 | 0 | .471 | |
| Mar 11 | at South Carolina | *3b | 5 | 0 | 2 | 2 | 1 | 0 | 0 | 0 | 0 | 0 | 0 | 0 | 0 | 0 | 0 | 1 | 2 | 0 | .467 | |
| Mar 13 | at South Carolina-1 | *3b | 2 | 0 | 0 | 0 | 0 | 0 | 0 | 2 | 0 | 0 | 0 | 0 | 0 | 0 | 0 | 1 | 2 | 1 | .455 | |
| Mar 13 | at South Carolina-2 | *3b | 3 | 1 | 1 | 0 | 0 | 0 | 0 | 1 | 0 | 0 | 0 | 0 | 0 | 0 | 0 | 0 | 1 | 0 | .450 | |
| Mar 15 | at Southeastern | *3b | 4 | 2 | 3 | 0 | 0 | 0 | 0 | 1 | 1 | 0 | 0 | 0 | 0 | 0 | 0 | 2 | 2 | 0 | .464 | |
| Mar 17 | TENNESSEE | *3b | 2 | 0 | 0 | 0 | 0 | 0 | 0 | 1 | 0 | 0 | 0 | 0 | 0 | 0 | 0 | 1 | 1 | 0 | .453 | |
| Mar 18 | TENNESSEE | *3b | 3 | 0 | 0 | 0 | 0 | 0 | 0 | 0 | 0 | 0 | 0 | 0 | 0 | 0 | 2 | 1 | 1 | 0 | .438 | |
| Mar 19 | TENNESSEE | *3b | 4 | 0 | 1 | 0 | 0 | 1 | 0 | 0 | 0 | 0 | 0 | 0 | 0 | 0 | 0 | 2 | 0 | 1 | .430 | |
| Mar 21 | MCNEESE | *3b | 4 | 2 | 3 | 0 | 0 | 1 | 0 | 0 | 1 | 0 | 0 | 0 | 0 | 0 | 0 | 0 | 3 | 2 | .443 | |
| Mar 24 | at Ole Miss | *3b | 4 | 1 | 1 | 0 | 0 | 0 | 0 | 0 | 0 | 0 | 0 | 0 | 0 | 0 | 0 | 1 | 2 | 1 | .436 | |
| Mar 25 | at Ole Miss | *3b | 4 | 1 | 1 | 0 | 0 | 0 | 0 | 0 | 0 | 0 | 0 | 0 | 0 | 0 | 0 | 1 | 0 | 3 | .429 | |
| Mar 26 | at Ole Miss | *3b | 4 | 1 | 2 | 0 | 0 | 0 | 0 | 0 | 0 | 0 | 0 | 0 | 0 | 0 | 0 | 0 | 2 | 0 | .431 | |
| Mar 30 | BYU | *3b | 3 | 0 | 1 | 0 | 0 | 0 | 0 | 1 | 0 | 0 | 0 | 0 | 0 | 0 | 0 | 1 | 0 | 1 | .429 | |
| Mar 31 | NC STATE | *3b | 1 | 2 | 0 | 0 | 0 | 0 | 0 | 3 | 0 | 0 | 0 | 0 | 0 | 0 | 0 | 0 | 2 | 2 | .425 | |
| Mar 31 | BYU | *3b | 2 | 1 | 1 | 0 | 0 | 0 | 0 | 1 | 0 | 0 | 0 | 0 | 0 | 0 | 0 | 0 | 1 | 0 | .426 | |
| Apr 01 | LOUISIANA TECH | *3b | 3 | 1 | 2 | 0 | 0 | 0 | 0 | 1 | 2 | 0 | 0 | 0 | 0 | 0 | 0 | 0 | 0 | 2 | .432 | |
| Apr 02 | NC STATE | *3b | 3 | 2 | 3 | 1 | 1 | 0 | 0 | 1 | 2 | 1 | 0 | 0 | 0 | 0 | 0 | 0 | 0 | 1 | .446 | |
| Apr 06 | MISSOURI | *3b | 3 | 0 | 2 | 3 | 0 | 1 | 0 | 1 | 0 | 0 | 0 | 0 | 0 | 0 | 0 | 0 | 4 | 1 | .452 | |
| Apr 07 | MISSOURI | *3b | 3 | 0 | 0 | 0 | 0 | 0 | 0 | 0 | 0 | 0 | 0 | 0 | 0 | 0 | 0 | 2 | 1 | 0 | .441 | |
| Apr 08 | MISSOURI | *3b | 2 | 1 | 1 | 2 | 0 | 0 | 0 | 1 | 0 | 0 | 0 | 0 | 0 | 0 | 0 | 1 | 0 | 2 | .442 | |
| Apr 11 | OKLAHOMA | *3b | 2 | 0 | 2 | 0 | 0 | 0 | 0 | 0 | 0 | 0 | 0 | 0 | 0 | 0 | 0 | 0 | 3 | 0 | .450 | |
| Apr 14 | at Auburn | *3b | 3 | 0 | 0 | 0 | 0 | 0 | 0 | 0 | 0 | 0 | 0 | 0 | 0 | 0 | 0 | 2 | 0 | 1 | .440 | |
| Apr 15 | at Auburn | *3b | 3 | 0 | 0 | 0 | 0 | 0 | 0 | 0 | 0 | 0 | 0 | 0 | 0 | 0 | 0 | 2 | 0 | 0 | .431 | |
| Apr 16 | at Auburn | *3b | 4 | 0 | 0 | 0 | 0 | 0 | 0 | 0 | 0 | 0 | 0 | 0 | 0 | 0 | 0 | 1 | 0 | 1 | .418 | |
| Apr 18 | at McNeese | *3b | 4 | 0 | 0 | 0 | 0 | 0 | 0 | 0 | 0 | 0 | 0 | 0 | 0 | 0 | 0 | 0 | 1 | 0 | .407 | |
| Apr 21 | MISSISSIPPI ST. | *3b | 2 | 1 | 2 | 0 | 0 | 0 | 0 | 1 | 0 | 0 | 0 | 1 | 0 | 0 | 0 | 1 | 0 | 0 | .415 | |
| Apr 22 | MISSISSIPPI ST. | *3b | 4 | 1 | 1 | 0 | 0 | 0 | 0 | 1 | 0 | 0 | 0 | 0 | 0 | 0 | 0 | 4 | 2 | 0 | .411 | |
| Apr 23 | MISSISSIPPI ST. | *3b | 3 | 2 | 2 | 0 | 0 | 0 | 0 | 1 | 0 | 0 | 0 | 0 | 0 | 0 | 0 | 1 | 0 | 0 | .416 | |
| Apr 28 | at Alabama | *3b | 3 | 0 | 1 | 0 | 0 | 0 | 0 | 0 | 0 | 0 | 0 | 0 | 0 | 0 | 0 | 1 | 2 | 0 | .414 | |
| Apr 29 | at Alabama | *3b | 3 | 1 | 1 | 0 | 0 | 0 | 0 | 1 | 0 | 0 | 0 | 0 | 0 | 0 | 0 | 1 | 1 | 0 | .412 | |
| Apr 30 | at Alabama | *3b | 3 | 0 | 1 | 0 | 0 | 0 | 0 | 0 | 1 | 0 | 0 | 0 | 0 | 0 | 0 | 0 | 3 | 0 | .411 | |
| May 05 | GEORGIA | *3b | 4 | 0 | 1 | 0 | 0 | 0 | 0 | 0 | 0 | 0 | 0 | 0 | 0 | 0 | 0 | 1 | 3 | 0 | .407 | |
| May 07 | GEORGIA-1 | *3b | 2 | 0 | 0 | 0 | 0 | 0 | 0 | 1 | 0 | 0 | 0 | 0 | 0 | 0 | 0 | 0 | 0 | 0 | .402 | |
| May 07 | GEORGIA-2 | *3b | 3 | 0 | 0 | 0 | 0 | 0 | 0 | 1 | 0 | 0 | 0 | 0 | 0 | 0 | 0 | 1 | 2 | 0 | .395 | |
| May 10 | vs Ole Miss | *3b | 4 | 1 | 0 | 0 | 0 | 0 | 0 | 1 | 0 | 0 | 0 | 0 | 0 | 0 | 0 | 0 | 3 | 1 | .386 | |
| May 19 | vs Prairie View | *3b | 2 | 3 | 2 | 0 | 1 | 0 | 0 | 0 | 0 | 0 | 0 | 1 | 0 | 0 | 0 | 0 | 1 | 1 | .393 | |
| May 20 | vs ULL | *3b | 3 | 1 | 3 | 0 | 0 | 0 | 0 | 0 | 1 | 0 | 0 | 0 | 0 | 0 | 0 | 1 | 2 | 0 | .403 | |
| May 21 | vs ULL | *3b | 4 | 0 | 1 | 1 | 0 | 0 | 0 | 0 | 1 | 0 | 0 | 0 | 0 | 0 | 0 | 1 | 0 | 0 | .400 | |
| May 21 | vs ULL | *3b | 4 | 0 | 0 | 0 | 0 | 0 | 0 | 0 | 0 | 0 | 0 | 0 | 0 | 0 | 0 | 0 | 1 | 3 | .392 | |
| Totals | | | 59gs | 189 | 44 | 74 | 24 | 6 | 3 | 2 | 33 | 12 | 2 | 1 | 2 | 1 | 0 | 24 | 45 | 99 | 4 | .392 |

COFFEY'S CAREER STATS

| Year | avg | gp-gs | ab | r | h | 2b | 3b | hr | rbi | tb | slg% | bb | hbp | so | gdp | ob% | sf | sh | sb-att | po | a | e | fld% |
|-------|------|---------|-----|----|-----|----|----|----|-----|-----|------|----|-----|----|-----|------|----|----|--------|-----|-----|----|------|
| 2021 | .226 | 41-31 | 93 | 11 | 21 | 3 | 1 | 0 | 6 | 26 | .280 | 3 | 0 | 13 | 0 | .247 | 1 | 0 | 6-6 | 29 | 34 | 8 | .887 |
| 2022 | .379 | 57-57 | 190 | 44 | 72 | 9 | 3 | 1 | 26 | 90 | .474 | 27 | 1 | 26 | 0 | .457 | 1 | 1 | 10-12 | 35 | 89 | 15 | .892 |
| 2023 | .392 | 59-59 | 189 | 44 | 74 | 6 | 3 | 2 | 24 | 92 | .487 | 33 | 1 | 24 | 0 | .482 | 1 | 2 | 12-14 | 45 | 99 | 4 | .973 |
| TOTAL | .354 | 157-147 | 472 | 99 | 167 | 18 | 7 | 3 | 56 | 208 | .441 | 63 | 2 | 63 | 0 | .430 | 3 | 3 | 28-32 | 109 | 222 | 27 | .925 |



KARLI PETTY

Infield • 5-6 • Graduate Student • L/R • 1L • Moore, Okla. (Oklahoma St.)

SEASON HIGHS

| | |
|-----------------|-----|
| Hits | N/A |
| Doubles | N/A |
| Triples | N/A |
| Home Runs | N/A |
| Total Bases | N/A |
| RBIs | N/A |
| Runs Scored | N/A |
| Walks | N/A |
| Hit By Pitch | N/A |
| Sacrifice Flies | N/A |
| Sac Hits | N/A |
| At Bats | N/A |
| Stolen Bases | N/A |
| Putouts | N/A |
| Assists | N/A |

CAREER HIGHS

| | |
|-----------------|-------------------------------|
| Hits | 3, Mississippi St. (04/22/23) |
| Doubles | 2 vs. North Texas (05/22/22)* |
| Triples | 1, Three Times |
| Home Runs | 1, 17 Times* |
| Total Bases | 8, Mississippi St. (04/22/23) |
| RBIs | 4, Three Times |
| Runs Scored | 2, 13 Times* |
| Walks | 2, UIC (02/28/20)* |
| Hit By Pitch | 1, Eight Times* |
| Sacrifice Flies | 1, Six Times* |
| Sac Hits | 1, Six Times* |
| At Bats | 4, 24 Times* |
| Stolen Bases | 1, 10 Times* |
| Putouts | 7 at Baylor (04/02/22)* |
| Assists | 5, Four Times |

* Includes games played at Oklahoma St.

Complete bio

Graduate Season (2024)

- Concluded first season with LSU with a .287 average, 51 hits, 35 RBIs and four homers.
- Hit a grand slam for her first career home run as an LSU Tiger against Cal Poly on March 5, 2023.
- Recorded 105 putouts with 96 assists and turned 15 double plays in 2023.
- Transferred from Oklahoma St. where she has been to two WCWS.

2023 SEASON GAME-BY-GAME

| Date | Opponent | Pos | AB | R | H | RBI | 2B | 3B | HR | BB | SB | CS | HBP | SAC | SF | GDP | K | PO | A | E | Avg | |
|--------|---------------------|--------|------|-----|----|-----|----|----|----|----|----|----|-----|-----|----|-----|---|----|-----|----|------|------|
| Feb 10 | NEW MEXICO | *2b | 4 | 1 | 2 | 4 | 0 | 0 | 0 | 0 | 0 | 0 | 0 | 0 | 0 | 0 | 0 | 1 | 3 | 0 | .500 | |
| Feb 11 | OREGON ST. | *2b | 2 | 2 | 0 | 2 | 0 | 0 | 0 | 0 | 0 | 0 | 0 | 0 | 0 | 0 | 0 | 1 | 0 | 0 | .333 | |
| Feb 11 | NEW MEXICO | *2b | 3 | 1 | 2 | 1 | 0 | 0 | 0 | 1 | 0 | 0 | 0 | 0 | 0 | 0 | 0 | 2 | 2 | 1 | .444 | |
| Feb 12 | OREGON ST. | *2b | 3 | 0 | 0 | 0 | 0 | 0 | 0 | 0 | 0 | 0 | 0 | 0 | 0 | 0 | 2 | 1 | 0 | 0 | .333 | |
| Feb 12 | NICHOLLS | *2b | 2 | 0 | 1 | 1 | 0 | 0 | 0 | 0 | 0 | 0 | 0 | 0 | 0 | 0 | 0 | 1 | 0 | 0 | .357 | |
| Feb 17 | OHIO | *2b | 3 | 1 | 2 | 0 | 1 | 0 | 0 | 0 | 0 | 0 | 0 | 0 | 0 | 0 | 0 | 2 | 1 | 0 | .412 | |
| Feb 17 | UTAH | *2b | 3 | 0 | 1 | 0 | 0 | 0 | 0 | 0 | 0 | 0 | 0 | 0 | 0 | 0 | 0 | 4 | 1 | 0 | .400 | |
| Feb 18 | UTAH | *2b | 3 | 1 | 2 | 0 | 1 | 0 | 0 | 0 | 0 | 0 | 0 | 0 | 0 | 0 | 0 | 1 | 3 | 0 | .435 | |
| Feb 18 | CENTRAL ARK. | *2b | 2 | 0 | 0 | 0 | 0 | 0 | 0 | 0 | 0 | 0 | 0 | 0 | 0 | 0 | 0 | 1 | 1 | 0 | .400 | |
| Feb 19 | CENTRAL ARK. | *2b | 4 | 0 | 1 | 0 | 0 | 0 | 0 | 0 | 0 | 0 | 0 | 0 | 0 | 0 | 3 | 2 | 1 | 1 | .379 | |
| Feb 21 | at Louisiana Tech | *2b | 4 | 0 | 0 | 0 | 0 | 0 | 0 | 0 | 0 | 0 | 0 | 0 | 0 | 0 | 0 | 2 | 2 | 0 | .333 | |
| Feb 22 | at ULM | *2b | 4 | 0 | 2 | 1 | 0 | 0 | 0 | 1 | 0 | 0 | 0 | 0 | 0 | 0 | 1 | 3 | 3 | 0 | .351 | |
| Feb 24 | A&M-CORPUS CHRIS | *2b | 0 | 0 | 0 | 1 | 0 | 0 | 0 | 0 | 0 | 0 | 0 | 0 | 1 | 0 | 0 | 0 | 0 | 0 | .351 | |
| Feb 25 | ULL | *2b | 3 | 0 | 0 | 0 | 0 | 0 | 0 | 0 | 0 | 0 | 0 | 0 | 0 | 0 | 1 | 2 | 3 | 0 | .325 | |
| Feb 25 | A&M-CORPUS CHRIS | *2b | 3 | 1 | 1 | 1 | 1 | 0 | 0 | 0 | 0 | 0 | 0 | 0 | 0 | 0 | 0 | 0 | 1 | 1 | .326 | |
| Feb 26 | at ULL | *2b | 3 | 1 | 1 | 0 | 0 | 0 | 0 | 1 | 0 | 0 | 0 | 0 | 0 | 0 | 1 | 1 | 3 | 0 | .326 | |
| Mar 03 | vs Michigan | *2b | 3 | 0 | 1 | 0 | 0 | 0 | 0 | 0 | 0 | 0 | 0 | 0 | 0 | 0 | 1 | 2 | 2 | 0 | .327 | |
| Mar 03 | vs Loyola Marymount | *2b | 4 | 0 | 0 | 0 | 0 | 0 | 0 | 0 | 0 | 0 | 0 | 0 | 0 | 0 | 0 | 1 | 1 | 0 | .302 | |
| Mar 04 | vs Minnesota | *2b | 4 | 0 | 0 | 0 | 0 | 0 | 0 | 0 | 0 | 0 | 0 | 0 | 0 | 0 | 0 | 2 | 0 | 0 | .281 | |
| Mar 04 | vs San Jose St. | *2b | 4 | 1 | 1 | 0 | 0 | 0 | 0 | 0 | 0 | 0 | 0 | 0 | 0 | 0 | 2 | 1 | 1 | 0 | .279 | |
| Mar 05 | vs Cal Poly | *2b | 2 | 2 | 1 | 4 | 0 | 0 | 1 | 1 | 0 | 0 | 0 | 0 | 0 | 0 | 0 | 3 | 0 | 0 | .286 | |
| Mar 11 | at South Carolina | *2b | 4 | 1 | 2 | 0 | 0 | 0 | 0 | 0 | 0 | 0 | 0 | 0 | 0 | 0 | 0 | 1 | 1 | 0 | .299 | |
| Mar 13 | at South Carolina-1 | *2b | 3 | 0 | 1 | 1 | 0 | 0 | 0 | 0 | 0 | 0 | 0 | 0 | 0 | 0 | 2 | 3 | 1 | 0 | .300 | |
| Mar 13 | at South Carolina-2 | *2b | 3 | 0 | 1 | 0 | 0 | 0 | 0 | 0 | 0 | 0 | 0 | 0 | 0 | 0 | 2 | 1 | 2 | 0 | .301 | |
| Mar 15 | at Southeastern | *2b | 4 | 2 | 2 | 0 | 0 | 0 | 0 | 0 | 0 | 0 | 0 | 0 | 0 | 0 | 1 | 1 | 1 | 0 | .312 | |
| Mar 17 | TENNESSEE | *2b | 3 | 0 | 1 | 0 | 1 | 0 | 0 | 0 | 0 | 0 | 0 | 0 | 0 | 0 | 1 | 2 | 3 | 0 | .312 | |
| Mar 18 | TENNESSEE | *ss | 3 | 0 | 0 | 0 | 0 | 0 | 0 | 0 | 0 | 0 | 0 | 0 | 0 | 0 | 0 | 5 | 2 | 0 | .301 | |
| Mar 19 | TENNESSEE | *ss | 2 | 0 | 0 | 0 | 0 | 0 | 0 | 1 | 0 | 0 | 0 | 0 | 0 | 0 | 0 | 1 | 1 | 0 | .294 | |
| Mar 21 | MCNEESE | *ss | 3 | 0 | 1 | 1 | 0 | 0 | 0 | 0 | 0 | 0 | 0 | 0 | 0 | 0 | 0 | 2 | 3 | 0 | .295 | |
| Mar 24 | at Ole Miss | *ss | 3 | 0 | 1 | 0 | 1 | 0 | 0 | 0 | 0 | 0 | 0 | 0 | 0 | 0 | 0 | 3 | 1 | 1 | .297 | |
| Mar 25 | at Ole Miss | *2b | 3 | 1 | 1 | 0 | 0 | 0 | 1 | 0 | 0 | 0 | 0 | 0 | 0 | 0 | 0 | 2 | 1 | 0 | .298 | |
| Mar 26 | at Ole Miss | *2b | 4 | 0 | 1 | 0 | 0 | 0 | 0 | 0 | 0 | 0 | 0 | 0 | 0 | 0 | 0 | 2 | 0 | 0 | .296 | |
| Mar 30 | BYU | *2b | 2 | 1 | 1 | 0 | 0 | 0 | 0 | 0 | 0 | 0 | 0 | 0 | 0 | 0 | 0 | 1 | 4 | 0 | .300 | |
| Mar 31 | NC STATE | *2b/ss | 4 | 2 | 2 | 0 | 1 | 0 | 0 | 0 | 0 | 0 | 0 | 0 | 0 | 0 | 1 | 0 | 0 | 0 | .308 | |
| Mar 31 | BYU | *2b | 2 | 1 | 1 | 2 | 0 | 0 | 1 | 0 | 0 | 0 | 0 | 0 | 0 | 0 | 0 | 1 | 3 | 1 | .311 | |
| Apr 01 | LOUISIANA TECH | *2b | 3 | 0 | 2 | 2 | 0 | 0 | 0 | 0 | 0 | 0 | 0 | 0 | 0 | 0 | 0 | 4 | 5 | 0 | .321 | |
| Apr 02 | NC STATE | *2b | 3 | 0 | 1 | 1 | 0 | 0 | 0 | 0 | 0 | 0 | 0 | 0 | 0 | 0 | 0 | 5 | 1 | 0 | .321 | |
| Apr 06 | MISSOURI | *2b | 4 | 2 | 2 | 0 | 0 | 0 | 0 | 0 | 0 | 0 | 0 | 0 | 0 | 0 | 0 | 2 | 1 | 0 | .328 | |
| Apr 07 | MISSOURI | *2b | 3 | 0 | 0 | 0 | 0 | 0 | 0 | 0 | 0 | 0 | 0 | 0 | 0 | 0 | 0 | 1 | 1 | 0 | .319 | |
| Apr 08 | MISSOURI | *2b | 3 | 1 | 1 | 2 | 1 | 0 | 0 | 0 | 0 | 0 | 0 | 0 | 0 | 0 | 0 | 1 | 4 | 0 | .320 | |
| Apr 11 | OKLAHOMA | *2b | 2 | 0 | 0 | 0 | 0 | 0 | 0 | 0 | 0 | 0 | 0 | 0 | 0 | 0 | 2 | 2 | 1 | 0 | .315 | |
| Apr 14 | at Auburn | *2b | 3 | 1 | 2 | 1 | 0 | 0 | 0 | 1 | 0 | 0 | 0 | 0 | 0 | 0 | 0 | 1 | 1 | 3 | .323 | |
| Apr 15 | at Auburn | *2b | 3 | 0 | 0 | 0 | 0 | 0 | 0 | 0 | 0 | 0 | 0 | 0 | 0 | 0 | 3 | 1 | 5 | 0 | .315 | |
| Apr 16 | at Auburn | *2b | 4 | 0 | 1 | 0 | 0 | 0 | 0 | 0 | 0 | 0 | 0 | 0 | 0 | 0 | 0 | 2 | 2 | 0 | .313 | |
| Apr 18 | at McNeese | *2b | 3 | 0 | 2 | 1 | 0 | 0 | 0 | 0 | 0 | 0 | 0 | 0 | 0 | 0 | 0 | 1 | 2 | 0 | .321 | |
| Apr 21 | MISSISSIPPI ST. | *2b | 3 | 0 | 0 | 1 | 0 | 0 | 0 | 0 | 0 | 0 | 0 | 0 | 0 | 1 | 0 | 1 | 3 | 4 | .314 | |
| Apr 22 | MISSISSIPPI ST. | *2b | 4 | 2 | 3 | 4 | 0 | 1 | 1 | 0 | 0 | 0 | 0 | 0 | 0 | 0 | 0 | 5 | 1 | 0 | .326 | |
| Apr 23 | MISSISSIPPI ST. | *2b | 3 | 0 | 1 | 1 | 1 | 0 | 0 | 0 | 0 | 0 | 0 | 0 | 0 | 0 | 1 | 6 | 0 | 1 | .327 | |
| Apr 28 | at Alabama | *2b | 2 | 0 | 0 | 0 | 0 | 0 | 0 | 0 | 1 | 0 | 0 | 0 | 0 | 0 | 0 | 1 | 1 | 0 | .322 | |
| Apr 29 | at Alabama | *2b | 4 | 0 | 0 | 0 | 0 | 0 | 0 | 0 | 0 | 0 | 0 | 0 | 0 | 0 | 0 | 1 | 2 | 0 | .314 | |
| Apr 30 | at Alabama | *2b | 2 | 0 | 0 | 0 | 0 | 0 | 0 | 0 | 1 | 0 | 0 | 0 | 0 | 0 | 2 | 0 | 0 | 0 | .310 | |
| May 05 | GEORGIA | *2b | 3 | 0 | 0 | 0 | 0 | 0 | 0 | 0 | 0 | 0 | 0 | 0 | 0 | 0 | 2 | 1 | 0 | 0 | .304 | |
| May 07 | GEORGIA-1 | *2b | 2 | 0 | 0 | 0 | 0 | 0 | 0 | 0 | 0 | 0 | 0 | 0 | 0 | 0 | 2 | 2 | 1 | 0 | .300 | |
| May 07 | GEORGIA-2 | *2b | 2 | 0 | 0 | 0 | 0 | 0 | 0 | 0 | 0 | 0 | 0 | 0 | 0 | 0 | 1 | 3 | 2 | 0 | .296 | |
| May 10 | vs Ole Miss | *2b | 4 | 0 | 0 | 0 | 0 | 0 | 0 | 0 | 0 | 0 | 0 | 0 | 0 | 0 | 0 | 3 | 0 | 1 | .289 | |
| May 19 | vs Prairie View | *2b | 3 | 0 | 0 | 0 | 0 | 0 | 0 | 0 | 0 | 0 | 0 | 0 | 0 | 0 | 0 | 1 | 0 | 0 | .284 | |
| May 20 | vs ULL | *2b | 3 | 0 | 0 | 0 | 0 | 0 | 0 | 0 | 0 | 0 | 0 | 0 | 0 | 0 | 1 | 2 | 5 | 0 | .279 | |
| May 21 | vs ULL | *2b | 2 | 1 | 1 | 2 | 0 | 0 | 0 | 1 | 1 | 0 | 0 | 0 | 0 | 0 | 0 | 1 | 1 | 3 | .282 | |
| May 21 | vs ULL | *2b | 4 | 0 | 2 | 1 | 0 | 0 | 0 | 0 | 0 | 0 | 0 | 0 | 0 | 0 | 0 | 0 | 1 | 4 | .287 | |
| Totals | | | 59gs | 178 | 26 | 51 | 35 | 8 | 3 | 4 | 11 | 2 | 0 | 2 | 0 | 2 | 0 | 43 | 105 | 96 | 9 | .287 |

PETTY'S CAREER STATS (2020-22 AT OKLAHOMA STATE)

| Year | avg | gp-gs | ab | r | h | 2b | 3b | hr | rbi | tb | slg% | bb | hbp | so | gdp | ob% | sf | sh | sb-att | po | a | e | fld% |
|-------|------|---------|-----|----|----|----|----|----|-----|-----|------|----|-----|----|-----|------|----|----|--------|-----|-----|----|------|
| 2020 | .214 | 24-24 | 56 | 17 | 12 | 3 | 0 | 1 | 9 | 18 | .321 | 6 | 5 | 18 | 0 | .338 | 1 | 4 | 5-5 | 34 | 35 | 3 | .958 |
| 2021 | .292 | 60-59 | 144 | 31 | 42 | 6 | 1 | 8 | 32 | 74 | .514 | 18 | 6 | 32 | 1 | .386 | 3 | 2 | 1-2 | 84 | 124 | 5 | .977 |
| 2022 | .276 | 49-34 | 105 | 21 | 29 | 3 | 0 | 6 | 17 | 50 | .476 | 11 | 1 | 19 | 0 | .350 | 0 | 2 | 2-2 | 72 | 33 | 4 | .963 |
| TOTAL | .272 | 133-117 | 305 | 69 | 83 | 12 | 1 | 15 | 58 | 142 | .466 | 35 | 12 | 69 | 1 | .365 | 4 | 8 | 8-9 | 190 | 192 | 12 | .970 |

PETTY'S CAREER STATS (AT LSU)

| Year | avg | gp-gs | ab | r | h | 2b | 3b | hr | rbi | tb | slg% | bb | hbp | so | gdp | ob% | sf | sh | sb-att | po | a | e | fld% |
|-------|------|-------|-----|----|----|----|----|----|-----|----|------|----|-----|----|-----|------|----|----|--------|-----|----|---|------|
| 2023 | .287 | 59-59 | 178 | 26 | 51 | 8 | 3 | 4 | 35 | 77 | .433 | 11 | 2 | 43 | 0 | .332 | 2 | 0 | 2-2 | 105 | 96 | 9 | .957 |
| TOTAL | .287 | 59-59 | 178 | 26 | 51 | 8 | 3 | 4 | 35 | 77 | .433 | 11 | 2 | 43 | 0 | .332 | 2 | 0 | 2-2 | 105 | 96 | 9 | .957 |



JADYN LANEAUX

15

Outfield • 5-10 • Freshman • L/R • HS • Marietta, Ga. (Pope HS)

SEASON HIGHS

| | |
|-----------------|-----|
| Hits | N/A |
| Doubles | N/A |
| Triples | N/A |
| Home Runs | N/A |
| Total Bases | N/A |
| RBI's | N/A |
| Runs Scored | N/A |
| Walks | N/A |
| Hit By Pitch | N/A |
| Sacrifice Flies | N/A |
| Sac Hits | N/A |
| At Bats | N/A |
| Stolen Bases | N/A |
| Putouts | N/A |
| Assists | N/A |

CAREER HIGHS

| | |
|-----------------|-----|
| Hits | N/A |
| Doubles | N/A |
| Triples | N/A |
| Home Runs | N/A |
| Total Bases | N/A |
| RBI's | N/A |
| Runs Scored | N/A |
| Walks | N/A |
| Hit By Pitch | N/A |
| Sacrifice Flies | N/A |
| Sac Hits | N/A |
| At Bats | N/A |
| Stolen Bases | N/A |
| Putouts | N/A |
| Assists | N/A |

[Complete bio](#)

Freshman Season (2024)

- Helped lead high school team to two Georgia State Championship titles.
- Is a 2022 NFCA All-American, a three-time Region Player of the Year and was a 6A All-State Player of the Year.
- Logged a .624 batting average behind 68 hits, including 13 home runs her senior season.
- Won the 2023 TC National GA Tournament as a member of the Texas Bombers.

2024 SEASON GAME-BY-GAME

LANEAUX'S CAREER STATS



SAVANNA
BEDELL

16

Utility • 5-8 • Freshman • L/L • HS • Columbus, Ga. (Northside HS)

| SEASON HIGHS | |
|-----------------|-----|
| Hits | N/A |
| Doubles | N/A |
| Triples | N/A |
| Home Runs | N/A |
| Total Bases | N/A |
| RBIs | N/A |
| Runs Scored | N/A |
| Walks | N/A |
| Hit By Pitch | N/A |
| Sacrifice Flies | N/A |
| Sac Hits | N/A |
| At Bats | N/A |
| Stolen Bases | N/A |
| Putouts | N/A |
| Assists | N/A |

| CAREER HIGHS | |
|-----------------|-----|
| Hits | N/A |
| Doubles | N/A |
| Triples | N/A |
| Home Runs | N/A |
| Total Bases | N/A |
| RBIs | N/A |
| Runs Scored | N/A |
| Walks | N/A |
| Hit By Pitch | N/A |
| Sacrifice Flies | N/A |
| Sac Hits | N/A |
| At Bats | N/A |
| Stolen Bases | N/A |
| Putouts | N/A |
| Assists | N/A |

[Complete bio](#)

Freshman Season (2023)

- A 2023 Georgia 5A Player of the Year and 2022 Georgia High School 5A State Champion.
- Logged a career-best .495 batting average with 52 hits, 49 runs, 36 RBIs and 10 home runs as a senior.
- Played club for the Texas Bombers and was named to the 2023 PGF All-American Futures Team.
- Father Sidney and brother Sydney Jr. played basketball at Kentucky State, and older sister Kennedi played softball at Hampton State.

2024 SEASON GAME-BY-GAME

BEDELL’S CAREER STATS



TAYLOR PLEASANTS

17

Infield • 6-0 • Graduate Student • L/R • 3L • Houston, Texas (J. Frank Dobie HS)

SEASON HIGHS

| | |
|-----------------|-----|
| Hits | N/A |
| Doubles | N/A |
| Triples | N/A |
| Home Runs | N/A |
| Total Bases | N/A |
| RBI's | N/A |
| Runs Scored | N/A |
| Walks | N/A |
| Hit By Pitch | N/A |
| Sacrifice Flies | N/A |
| Sac Hits | N/A |
| At Bats | N/A |
| Stolen Bases | N/A |
| Putouts | N/A |
| Assists | N/A |

CAREER HIGHS

| | |
|-----------------|---|
| Hits | 3, 20 Times |
| Doubles | 3 at Texas A&M (04/09/22) |
| Triples | 1, Stephen F. Austin (02/25/22) vs. Cal (02/28/20) |
| Home Runs | 2 at McNeese St. (04/19/22) vs. Liberty (02/21/21) |
| Total Bases | 10 vs. Liberty (02/21/21) |
| RBI's | 6 at Texas A&M (04/09/22) vs. Liberty (02/21/21) |
| Runs Scored | 4, Sam Houston St. (02/22/20) |
| Walks | 5, Sam Houston St. (02/22/20) |
| Hit By Pitch | 3, #15 ULL (05/22/21) |
| Sacrifice Flies | 2, Illinois St. (03/08/20) |
| Sac Hits | 2, BYU (03/30/23) |
| At Bats | 5, Four Times |
| Stolen Bases | 1, Six Times |
| Putouts | 6, Stephen F. Austin (02/25/22) |
| Assists | 7, Three Times |

Complete bio

Graduate Season (2024)

- A 2021 NFCA All-America, two-time NFCA South All-Region selection and three-time All-SEC selection and All-SEC Defensive Team honoree.
- Last season batted .346 with 56 hits and eight home runs and 53 RBIs. Also recorded 118 assists with 61 putouts and turned 15 double plays.
- Enters 2024 ranked No. 5 with 37 career home runs and a .597 slugging percentage, No. 6 with 171 RBIs and No. 7 with 389 career assists.

2023 SEASON GAME-BY-GAME

| Date | Opponent | Pos | AB | R | H | RBI | 2B | 3B | HR | BB | SB | CS | HBP | SAC | SF | GDP | K | PO | A | E | Avg |
|--------|---------------------|------|-----|----|----|-----|----|----|----|----|----|----|-----|-----|----|-----|----|----|-----|---|------|
| Feb 10 | NEW MEXICO | *SS | 4 | 2 | 2 | 3 | 1 | 0 | 0 | 0 | 0 | 0 | 0 | 0 | 0 | 0 | 0 | 1 | 0 | 0 | .500 |
| Feb 11 | OREGON ST. | *SS | 4 | 2 | 2 | 3 | 1 | 0 | 1 | 0 | 0 | 0 | 0 | 0 | 0 | 0 | 1 | 1 | 3 | 0 | .500 |
| Feb 11 | NEW MEXICO | *SS | 3 | 3 | 2 | 2 | 0 | 0 | 1 | 0 | 0 | 0 | 1 | 0 | 0 | 0 | 0 | 1 | 3 | 0 | .545 |
| Feb 12 | OREGON ST. | *SS | 2 | 1 | 1 | 2 | 0 | 0 | 1 | 1 | 0 | 0 | 1 | 0 | 0 | 0 | 1 | 4 | 0 | 0 | .538 |
| Feb 12 | NICHOLLS | *SS | 2 | 1 | 1 | 3 | 0 | 0 | 1 | 2 | 0 | 0 | 0 | 0 | 0 | 0 | 0 | 5 | 1 | 0 | .533 |
| Feb 17 | OHIO | *SS | 4 | 0 | 2 | 4 | 0 | 0 | 0 | 0 | 0 | 0 | 0 | 0 | 0 | 0 | 0 | 0 | 1 | 1 | .526 |
| Feb 17 | UTAH | *SS | 4 | 1 | 2 | 3 | 0 | 0 | 1 | 0 | 0 | 0 | 0 | 0 | 0 | 0 | 0 | 2 | 0 | 0 | .522 |
| Feb 18 | UTAH | *SS | 3 | 0 | 0 | 0 | 0 | 0 | 0 | 0 | 0 | 0 | 0 | 0 | 0 | 0 | 0 | 0 | 4 | 0 | .462 |
| Feb 18 | CENTRAL ARK. | *SS | 3 | 0 | 0 | 1 | 0 | 0 | 0 | 0 | 0 | 0 | 0 | 0 | 0 | 0 | 0 | 1 | 1 | 0 | .414 |
| Feb 19 | CENTRAL ARK. | *SS | 4 | 0 | 2 | 0 | 0 | 0 | 0 | 0 | 0 | 0 | 0 | 0 | 0 | 0 | 0 | 2 | 3 | 0 | .424 |
| Feb 21 | at Louisiana Tech | *SS | 4 | 0 | 1 | 0 | 0 | 0 | 0 | 0 | 0 | 0 | 0 | 0 | 0 | 0 | 0 | 1 | 1 | 0 | .405 |
| Feb 22 | at ULM | *SS | 4 | 1 | 2 | 0 | 0 | 0 | 0 | 1 | 0 | 0 | 0 | 0 | 0 | 0 | 0 | 0 | 1 | 0 | .415 |
| Feb 24 | A&M-CORPUS CHRIS | *SS | 2 | 2 | 1 | 2 | 0 | 0 | 0 | 1 | 0 | 0 | 0 | 0 | 0 | 0 | 0 | 0 | 1 | 0 | .419 |
| Feb 25 | ULL | *SS | 3 | 1 | 1 | 1 | 1 | 0 | 0 | 1 | 0 | 0 | 0 | 0 | 0 | 0 | 1 | 2 | 0 | 0 | .413 |
| Feb 25 | A&M-CORPUS CHRIS | *SS | 2 | 1 | 1 | 1 | 0 | 0 | 1 | 0 | 0 | 0 | 0 | 0 | 0 | 0 | 0 | 0 | 0 | 0 | .417 |
| Feb 26 | at ULL | *SS | 4 | 1 | 1 | 2 | 0 | 0 | 1 | 0 | 0 | 0 | 0 | 0 | 0 | 0 | 1 | 1 | 2 | 0 | .404 |
| Mar 03 | vs Michigan | *SS | 3 | 0 | 0 | 0 | 0 | 0 | 0 | 0 | 0 | 0 | 0 | 0 | 0 | 0 | 2 | 1 | 0 | 0 | .382 |
| Mar 03 | vs Loyola Marymount | *SS | 3 | 1 | 1 | 2 | 0 | 0 | 1 | 0 | 0 | 0 | 1 | 0 | 0 | 0 | 0 | 0 | 2 | 0 | .379 |
| Mar 04 | vs Minnesota | *SS | 3 | 0 | 0 | 0 | 0 | 0 | 0 | 0 | 0 | 0 | 1 | 0 | 0 | 0 | 1 | 2 | 2 | 0 | .361 |
| Mar 04 | vs San Jose St. | *SS | 3 | 0 | 1 | 2 | 0 | 0 | 0 | 1 | 0 | 0 | 0 | 0 | 0 | 0 | 0 | 0 | 1 | 1 | .359 |
| Mar 05 | vs Cal Poly | *SS | 3 | 1 | 1 | 1 | 1 | 0 | 0 | 0 | 0 | 0 | 0 | 0 | 0 | 0 | 1 | 2 | 2 | 1 | .358 |
| Mar 11 | at South Carolina | *SS | 4 | 1 | 2 | 2 | 1 | 0 | 0 | 0 | 0 | 0 | 0 | 0 | 1 | 0 | 1 | 3 | 2 | 0 | .366 |
| Mar 13 | at South Carolina-1 | *SS | 3 | 0 | 1 | 0 | 0 | 0 | 0 | 1 | 0 | 0 | 0 | 0 | 0 | 0 | 0 | 3 | 5 | 0 | .365 |
| Mar 13 | at South Carolina-2 | *SS | 2 | 1 | 1 | 0 | 1 | 0 | 0 | 2 | 0 | 0 | 0 | 0 | 0 | 0 | 0 | 2 | 2 | 0 | .368 |
| Mar 15 | at Southeastern | *SS | 2 | 1 | 1 | 2 | 0 | 0 | 0 | 2 | 0 | 0 | 0 | 0 | 0 | 0 | 0 | 1 | 0 | 0 | .372 |
| Mar 17 | TENNESSEE | *SS | 2 | 0 | 0 | 0 | 0 | 0 | 0 | 1 | 0 | 0 | 0 | 0 | 0 | 0 | 0 | 2 | 1 | 0 | .363 |
| Mar 25 | at Ole Miss | *SS | 2 | 0 | 0 | 0 | 0 | 0 | 0 | 0 | 0 | 0 | 0 | 0 | 0 | 0 | 0 | 4 | 1 | 0 | .354 |
| Mar 26 | at Ole Miss | *SS | 1 | 0 | 0 | 0 | 0 | 0 | 0 | 0 | 0 | 0 | 0 | 0 | 1 | 0 | 0 | 3 | 3 | 0 | .349 |
| Mar 30 | BYU | *SS | 1 | 0 | 0 | 1 | 0 | 0 | 0 | 0 | 0 | 0 | 0 | 2 | 0 | 0 | 0 | 2 | 2 | 0 | .345 |
| Mar 31 | NC STATE | *SS | 2 | 0 | 1 | 1 | 0 | 0 | 0 | 0 | 0 | 0 | 0 | 0 | 0 | 0 | 0 | 0 | 0 | 0 | .349 |
| Mar 31 | BYU | *SS | 3 | 1 | 1 | 0 | 0 | 0 | 0 | 0 | 0 | 0 | 0 | 0 | 0 | 0 | 0 | 1 | 2 | 0 | .348 |
| Apr 01 | LOUISIANA TECH | *SS | 2 | 0 | 1 | 0 | 0 | 0 | 0 | 0 | 0 | 0 | 0 | 0 | 0 | 0 | 0 | 1 | 5 | 0 | .352 |
| Apr 02 | NC STATE | *SS | 2 | 0 | 0 | 0 | 0 | 0 | 0 | 0 | 0 | 0 | 0 | 0 | 0 | 0 | 0 | 0 | 1 | 0 | .344 |
| Apr 06 | MISSOURI | *SS | 2 | 1 | 2 | 2 | 0 | 0 | 0 | 2 | 0 | 0 | 0 | 0 | 0 | 0 | 0 | 1 | 2 | 0 | .358 |
| Apr 07 | MISSOURI | *SS | 3 | 1 | 1 | 1 | 0 | 0 | 0 | 0 | 0 | 0 | 0 | 0 | 0 | 0 | 2 | 2 | 2 | 0 | .357 |
| Apr 08 | MISSOURI | *SS | 2 | 1 | 1 | 0 | 0 | 0 | 0 | 0 | 0 | 0 | 0 | 0 | 0 | 0 | 0 | 0 | 0 | 0 | .360 |
| Apr 11 | OKLAHOMA | *SS | 3 | 0 | 0 | 0 | 0 | 0 | 0 | 0 | 0 | 0 | 0 | 0 | 0 | 0 | 2 | 2 | 5 | 0 | .350 |
| Apr 14 | at Auburn | *SS | 3 | 0 | 0 | 0 | 0 | 0 | 0 | 0 | 0 | 0 | 0 | 0 | 0 | 0 | 0 | 1 | 2 | 0 | .340 |
| Apr 15 | at Auburn | *SS | 2 | 0 | 0 | 0 | 0 | 0 | 0 | 0 | 0 | 0 | 0 | 0 | 0 | 0 | 0 | 1 | 7 | 0 | .333 |
| Apr 16 | at Auburn | *SS | 3 | 0 | 0 | 0 | 0 | 0 | 0 | 0 | 0 | 0 | 0 | 0 | 0 | 0 | 0 | 3 | 3 | 0 | .324 |
| Apr 18 | at McNeese | *SS | 2 | 0 | 1 | 1 | 0 | 0 | 0 | 0 | 0 | 0 | 0 | 0 | 0 | 0 | 0 | 2 | 3 | 0 | .327 |
| Apr 21 | MISSISSIPPI ST. | *SS | 4 | 1 | 3 | 2 | 1 | 0 | 0 | 0 | 0 | 0 | 0 | 0 | 0 | 0 | 0 | 0 | 3 | 0 | .342 |
| Apr 22 | MISSISSIPPI ST. | *SS | 3 | 2 | 3 | 1 | 1 | 0 | 0 | 1 | 0 | 0 | 0 | 0 | 0 | 0 | 0 | 3 | 3 | 0 | .358 |
| Apr 23 | MISSISSIPPI ST. | *SS | 4 | 1 | 1 | 0 | 0 | 0 | 0 | 0 | 0 | 0 | 0 | 0 | 0 | 0 | 0 | 1 | 1 | 0 | .355 |
| Apr 28 | at Alabama | *SS | 3 | 0 | 1 | 0 | 0 | 0 | 0 | 0 | 0 | 0 | 0 | 0 | 0 | 0 | 0 | 1 | 1 | 0 | .354 |
| Apr 29 | at Alabama | *SS | 4 | 0 | 1 | 0 | 0 | 0 | 0 | 0 | 0 | 0 | 0 | 0 | 0 | 0 | 0 | 1 | 6 | 0 | .351 |
| Apr 30 | at Alabama | *SS | 3 | 0 | 0 | 0 | 0 | 0 | 0 | 0 | 0 | 0 | 0 | 0 | 0 | 0 | 1 | 1 | 0 | 0 | .343 |
| May 05 | GEORGIA | *SS | 4 | 0 | 0 | 0 | 0 | 0 | 0 | 0 | 0 | 0 | 0 | 0 | 0 | 0 | 1 | 0 | 1 | 0 | .333 |
| May 07 | GEORGIA-1 | *SS | 3 | 0 | 0 | 0 | 0 | 0 | 0 | 0 | 0 | 0 | 0 | 0 | 0 | 0 | 0 | 2 | 2 | 0 | .326 |
| May 07 | GEORGIA-2 | *SS | 3 | 2 | 2 | 1 | 1 | 0 | 0 | 1 | 0 | 0 | 0 | 0 | 0 | 0 | 0 | 0 | 3 | 0 | .333 |
| May 10 | vs Ole Miss | *SS | 4 | 0 | 1 | 2 | 1 | 0 | 0 | 1 | 0 | 0 | 0 | 0 | 0 | 0 | 0 | 1 | 3 | 1 | .331 |
| May 19 | vs Prairie View | *SS | 3 | 2 | 3 | 3 | 1 | 0 | 0 | 0 | 0 | 0 | 0 | 0 | 0 | 0 | 0 | 0 | 1 | 0 | .344 |
| May 20 | vs ULL | *SS | 3 | 1 | 1 | 0 | 0 | 0 | 0 | 0 | 0 | 0 | 0 | 0 | 0 | 0 | 0 | 0 | 2 | 0 | .344 |
| May 21 | vs ULL | *SS | 4 | 0 | 1 | 0 | 1 | 0 | 0 | 0 | 0 | 0 | 0 | 0 | 0 | 0 | 1 | 3 | 2 | 0 | .342 |
| May 21 | vs ULL | *SS | 4 | 1 | 2 | 2 | 0 | 0 | 0 | 0 | 0 | 0 | 0 | 0 | 0 | 0 | 0 | 1 | 2 | 0 | .346 |
| Totals | | 55gs | 162 | 35 | 56 | 53 | 11 | 0 | 8 | 18 | 0 | 0 | 4 | 3 | 1 | 0 | 17 | 61 | 118 | 6 | .346 |

PLEASANTS' CAREER STATS

| Year | avg | gp-gs | ab | r | h | 2b | 3b | hr | rbi | tb | slg% | bb | hbp | so | gdp | ob% | sf | sh | sb-att | po | a | e | fld% |
|-------|------|---------|-----|-----|-----|----|----|----|-----|-----|------|----|-----|----|-----|------|----|----|--------|-----|-----|----|------|
| 2020 | .383 | 24-24 | 60 | 23 | 23 | 3 | 1 | 4 | 21 | 40 | .667 | 19 | 2 | 9 | 0 | .530 | 2 | 0 | 0-0 | 21 | 45 | 6 | .917 |
| 2021 | .316 | 57-57 | 177 | 37 | 56 | 12 | 0 | 13 | 49 | 107 | .605 | 27 | 4 | 14 | 0 | .416 | 1 | 2 | 3-3 | 88 | 120 | 14 | .937 |
| 2022 | .295 | 57-57 | 176 | 39 | 52 | 15 | 1 | 12 | 48 | 105 | .597 | 23 | 6 | 21 | 0 | .391 | 2 | 4 | 3-3 | 107 | 106 | 14 | .938 |
| 2023 | .346 | 55-55 | 162 | 35 | 56 | 11 | 0 | 8 | 53 | 91 | .562 | 18 | 4 | 17 | 0 | .422 | 1 | 3 | 0-0 | 61 | 118 | 6 | .968 |
| TOTAL | .325 | 193-193 | 575 | 134 | 187 | 41 | 2 | 37 | 171 | 343 | .597 | 87 | 16 | 61 | 0 | .424 | 6 | 9 | 6-6 | 277 | 389 | 40 | .943 |



TATUM CLOPTON

18

Pitcher • 5-10 • Redshirt Sophomore • L/R • TR • Lawrence, Kan. (Oklahoma State)

SEASON HIGHS

| | |
|-----------------|-----|
| Hits | N/A |
| Doubles | N/A |
| Triples | N/A |
| Home Runs | N/A |
| Total Bases | N/A |
| RBIs | N/A |
| Runs Scored | N/A |
| Walks | N/A |
| Hit By Pitch | N/A |
| Sacrifice Flies | N/A |
| Sac Hits | N/A |
| At Bats | N/A |
| Stolen Bases | N/A |
| Innings Pitched | N/A |
| Strikeouts | N/A |
| Batters Faced | N/A |
| Putouts | N/A |
| Assists | N/A |
| Runners CS | N/A |

CAREER HIGHS

| | |
|-----------------|---|
| Hits | N/A |
| Doubles | N/A |
| Triples | N/A |
| Home Runs | N/A |
| Total Bases | N/A |
| RBIs | N/A |
| Runs Scored | N/A |
| Walks | N/A |
| Hit By Pitch | N/A |
| Sacrifice Flies | N/A |
| Sac Hits | N/A |
| At Bats | 1, Texas Tech (03/27/22)* at Memphis (03/10/22)* |
| Stolen Bases | N/A |
| Innings Pitched | 5.0, vs. Cal Baptist (02/12/22)* |
| Strikeouts | 5 vs. Cal Baptist (02/12/22)* |
| Batters Faced | 22 vs. Cal Baptist (02/12/22)* |
| Putouts | N/A |
| Assists | 1, Three Times* |
| Runners CS | N/A |

* Includes games played at Oklahoma St.

Complete bio

Redshirt Sophomore Season (2024)

- A two-time WCWS participant at Oklahoma State.
- Held 44 batters to a .237 average and had eight strikeouts and one combined shutout in 2022.
- Is 1-0 in the circle after striking out five batters in a two-hit shutout versus Cal Baptisr (Feb. 2022).
- Redshirt last season and will have three years of eligibility remaining.

2022 SEASON GAME-BY-GAME

| Date | Opponent | Pos | AB | R | H | RBI | 2B | 3B | HR | BB | SB | CS | HBP | SAC | SF | GDP | K | PO | A | E | Avg |
|--------|------------------|------|----|---|---|-----|----|----|----|----|----|----|-----|-----|----|-----|---|----|---|---|------|
| Feb 19 | vs South Florida | p | 0 | 0 | 0 | 0 | 0 | 0 | 0 | 0 | 0 | 0 | 0 | 0 | 0 | 0 | 0 | 0 | 1 | 0 | .000 |
| Mar 10 | at Memphis | ph/p | 1 | 0 | 0 | 0 | 0 | 0 | 0 | 0 | 0 | 0 | 0 | 0 | 0 | 0 | 1 | 0 | 1 | 0 | .000 |
| Mar 19 | KANSAS CITY | p | 0 | 0 | 0 | 0 | 0 | 0 | 0 | 0 | 0 | 0 | 0 | 0 | 0 | 0 | 0 | 0 | 1 | 0 | .000 |
| Mar 27 | TEXAS TECH | ph | 1 | 0 | 0 | 0 | 0 | 0 | 0 | 0 | 0 | 0 | 0 | 0 | 0 | 0 | 1 | 0 | 0 | 0 | .000 |
| Totals | | Ogs | 2 | 0 | 0 | 0 | 0 | 0 | 0 | 0 | 0 | 0 | 0 | 0 | 0 | 0 | 2 | 0 | 3 | 0 | .000 |

On base pct. .000 • Slugging pct. .000

#16 Clopton, Tatum - 5 appearances (All games)

| Date | Opponent | GS | IP | H | R | ER | BB | SO | 2B | 3B | HR | WP | BK | HBP | IBB | Score | W-L | Sv | ERA | NP |
|--------|----------------------|----|-----|---|---|----|----|----|----|----|----|----|----|-----|-----|-------|-----|----|------|----|
| Feb 12 | vs California Baptis | * | 5.0 | 2 | 1 | 0 | 2 | 5 | 1 | 0 | 0 | 1 | 0 | 0 | 1 | 3-1 | 1-0 | 0 | 0.00 | 87 |
| Feb 18 | vs LSU | | 1.0 | 3 | 3 | 3 | 0 | 1 | 0 | 0 | 1 | 0 | 0 | 0 | 0 | 2-10 | 1-0 | 0 | 3.50 | 17 |
| Feb 19 | vs South Florida | | 1.0 | 3 | 2 | 2 | 2 | 1 | 0 | 0 | 0 | 0 | 0 | 0 | 0 | 1-7 | 1-0 | 0 | 5.00 | 43 |
| Mar 10 | at Memphis | | 1.0 | 0 | 0 | 0 | 0 | 1 | 0 | 0 | 0 | 0 | 0 | 0 | 0 | 10-0 | 1-0 | 0 | 4.38 | 15 |
| Mar 19 | KANSAS CITY | | 1.0 | 1 | 0 | 0 | 1 | 0 | 0 | 0 | 0 | 1 | 0 | 0 | 0 | 8-2 | 1-0 | 0 | 3.89 | 21 |
| Totals | | 1 | 9.0 | 9 | 6 | 5 | 5 | 8 | 1 | 0 | 1 | 2 | 0 | 1 | 0 | 24-20 | 1-0 | 0 | 3.89 | - |

CLOPTON'S CAREER STATS (2022 AT OKLAHOMA STATE)

| Year | avg | gp-gs | ab | r | h | 2b | 3b | hr | rbi | tb | slg% | bb | hbp | so | gdp | ob% | sf | sh | sb-att | po | a | e | fld% |
|-------|------|-------|----|---|---|----|----|----|-----|----|------|----|-----|----|-----|------|----|----|--------|----|---|---|-------|
| 2022 | .000 | 2-0 | 2 | 0 | 0 | 0 | 0 | 0 | 0 | 0 | .000 | 0 | 0 | 2 | 0 | .000 | 0 | 0 | 0-0 | 0 | 3 | 0 | 1.000 |
| TOTAL | .000 | 2-0 | 2 | 0 | 0 | 0 | 0 | 0 | 0 | 0 | .000 | 0 | 0 | 2 | 0 | .000 | 0 | 0 | 0-0 | 0 | 3 | 0 | 1.000 |

| Year | era | w-l | app | gs | cg | sho | sv | ip | h | r | er | bb | so | 2b | 3b | hr | bf | bavg | wp | hbp | bk | sfa | sha |
|-------|------|-----|-----|----|----|-----|----|-----|---|---|----|----|----|----|----|----|----|------|----|-----|----|-----|-----|
| 2022 | 3.89 | 1-0 | 5 | 1 | 0 | 0/1 | 0 | 9.0 | 9 | 6 | 5 | 5 | 8 | 1 | 0 | 1 | 44 | .237 | 2 | 1 | 0 | 0 | 0 |
| TOTAL | 3.89 | 1-0 | 5 | 1 | 0 | 0/1 | 0 | 9.0 | 9 | 6 | 5 | 5 | 8 | 1 | 0 | 1 | 44 | .237 | 2 | 1 | 0 | 0 | 0 |

CLOPTON'S CAREER STATS (AT LSU)



HANNAH CARSON

20

Catcher/Infield • 5-6 • Graduate Student • L/R • 1L • Weidman, Mich. (Michigan)

SEASON HIGHS

| | |
|-----------------|-----|
| Hits | N/A |
| Doubles | N/A |
| Triples | N/A |
| Home Runs | N/A |
| Total Bases | N/A |
| RBI's | N/A |
| Runs Scored | N/A |
| Walks | N/A |
| Hit By Pitch | N/A |
| Sacrifice Flies | N/A |
| Sac Hits | N/A |
| At Bats | N/A |
| Stolen Bases | N/A |
| Putouts | N/A |
| Assists | N/A |
| Runner CS | N/A |

CAREER HIGHS

| | |
|-----------------|---|
| Hits | 3, Six Times* |
| Doubles | 2 at Wisconsin (05/06/22)* vs. Wisconsin (03/13/21)* |
| Triples | 1 vs. Wisconsin (03/13/21)* vs. Cal State Northridge (02/21/19)* |
| Home Runs | 1, Nine Times* |
| Total Bases | 6, Toledo (04/03/19)* |
| RBI's | 6 vs. Toledo (04/03/19)* |
| Runs Scored | 4 at Wisconsin (05/08/22)* |
| Walks | 2 vs. Lehigh (03/08/19)* |
| Hit By Pitch | 1, Eight Times* |
| Sacrifice Flies | 1, Five Times* |
| Sac Hits | 2 vs. Nebraska (03/12/21)* |
| At Bats | 5, Six Times* |
| Stolen Bases | 2 at Michigan St. (05/05/21)* |
| Putouts | 22 at Michigan St. (05/05/21)* |
| Assists | 2, Nine Times* |
| Runner CS | 2, Three Times* |

* Includes games played at Michigan

Complete bio

Graduate Season (2024)

- Went 2-for-3 at plate with three RBIs in debut as an LSU Tiger.
- Finished opening weekend with four RBIs after two games before going down with a knee injury.
- Transferred from Michigan and was a 2022 All-Big Ten selection.

2023 SEASON GAME-BY-GAME

| Date | Opponent | Pos | AB | R | H | RBI | 2B | 3B | HR | BB | SB | CS | HBP | SAC | SF | GDP | K | PO | A | E | Avg |
|--------|------------|-----|----|---|---|-----|----|----|----|----|----|----|-----|-----|----|-----|---|----|---|---|------|
| Feb 10 | NEW MEXICO | *dh | 4 | 0 | 2 | 3 | 1 | 0 | 0 | 0 | 0 | 0 | 0 | 0 | 0 | 0 | 0 | 0 | 0 | 0 | .500 |
| Feb 11 | OREGON ST. | *c | 0 | 0 | 0 | 1 | 0 | 0 | 0 | 1 | 0 | 0 | 0 | 0 | 1 | 0 | 0 | 3 | 0 | 0 | .500 |
| Totals | | 2gs | 4 | 0 | 2 | 4 | 1 | 0 | 0 | 1 | 0 | 0 | 0 | 0 | 1 | 0 | 0 | 3 | 0 | 0 | .500 |

On base pct. .500 • Slugging pct. .750

CARSON'S CAREER STATS (AT MICHIGAN)

| Year | avg | gp-gs | ab | r | h | 2b | 3b | hr | rbi | tb | slg% | bb | hbp | so | gdp | ob% | sf | sh | sb-att | po | a | e | fld% |
|-------|------|---------|-----|----|-----|----|----|----|-----|-----|------|----|-----|----|-----|------|----|----|--------|------|----|---|-------|
| 2019 | .296 | 34-12 | 54 | 3 | 16 | 5 | 1 | 1 | 10 | 26 | .481 | 6 | 2 | 8 | 0 | .381 | 1 | 1 | 0-0 | 74 | 5 | 0 | 1.000 |
| 2020 | .284 | 23-23 | 67 | 3 | 19 | 1 | 0 | 1 | 10 | 23 | .343 | 4 | 1 | 5 | 0 | .333 | 0 | 3 | 0-0 | 239 | 10 | 2 | .992 |
| 2021 | .296 | 45-45 | 142 | 16 | 42 | 10 | 1 | 2 | 19 | 60 | .423 | 4 | 2 | 9 | 0 | .324 | 0 | 3 | 2-2 | 461 | 17 | 3 | .994 |
| 2022 | .329 | 50-49 | 155 | 28 | 51 | 12 | 0 | 5 | 37 | 78 | .503 | 8 | 3 | 12 | 0 | .367 | 3 | 3 | 0-0 | 405 | 18 | 3 | .993 |
| TOTAL | .306 | 152-129 | 418 | 50 | 128 | 28 | 2 | 9 | 76 | 187 | .447 | 22 | 8 | 34 | 0 | .350 | 4 | 10 | 2-2 | 1179 | 50 | 8 | .994 |

CARSON'S CAREER STATS (AT LSU)

| Year | avg | gp-gs | ab | r | h | 2b | 3b | hr | rbi | tb | slg% | bb | hbp | so | gdp | ob% | sf | sh | sb-att | po | a | e | fld% |
|-------|------|-------|----|---|---|----|----|----|-----|----|------|----|-----|----|-----|------|----|----|--------|----|---|---|-------|
| 2023 | .500 | 2-2 | 4 | 0 | 2 | 1 | 0 | 0 | 4 | 3 | .750 | 1 | 0 | 0 | 0 | .500 | 1 | 0 | 0-0 | 3 | 0 | 0 | 1.000 |
| TOTAL | .500 | 2-2 | 4 | 0 | 2 | 1 | 0 | 0 | 4 | 3 | .750 | 1 | 0 | 0 | 0 | .500 | 1 | 0 | 0-0 | 3 | 0 | 0 | 1.000 |



MADYSON
MANNING

22

Infield • 5-9 • Freshman • R/R • HS • West Monroe, La. (West Monroe HS)

| SEASON HIGHS | |
|-----------------|-----|
| Hits | N/A |
| Doubles | N/A |
| Triples | N/A |
| Home Runs | N/A |
| Total Bases | N/A |
| RBI's | N/A |
| Runs Scored | N/A |
| Walks | N/A |
| Hit By Pitch | N/A |
| Sacrifice Flies | N/A |
| Sac Hits | N/A |
| At Bats | N/A |
| Stolen Bases | N/A |
| Putouts | N/A |
| Assists | N/A |

| CAREER HIGHS | |
|-----------------|-----|
| Hits | N/A |
| Doubles | N/A |
| Triples | N/A |
| Home Runs | N/A |
| Total Bases | N/A |
| RBI's | N/A |
| Runs Scored | N/A |
| Walks | N/A |
| Hit By Pitch | N/A |
| Sacrifice Flies | N/A |
| Sac Hits | N/A |
| At Bats | N/A |
| Stolen Bases | N/A |
| Putouts | N/A |
| Assists | N/A |

[Complete bio](#)

Freshman Season (2024)

- Was an All-State, All-Northeast and All-Disrict MVP as a senior.
- Helped high school team finish as 2022 Class 5A LHSAA Softball runner-up.
- Played club for the Bombers/Albert after three summers with the Birmingham Thunderbolts.

2024 SEASON GAME-BY-GAME

MANNING’S CAREER STATS



SIERRA DANIEL

23

Utility • 5-4 • Freshman • L/R • HS • Chandler, Ariz. (Seton Catholic Prep HS)

SEASON HIGHS

| | |
|-----------------|-----|
| Hits | N/A |
| Doubles | N/A |
| Triples | N/A |
| Home Runs | N/A |
| Total Bases | N/A |
| RBI's | N/A |
| Runs Scored | N/A |
| Walks | N/A |
| Hit By Pitch | N/A |
| Sacrifice Flies | N/A |
| Sac Hits | N/A |
| At Bats | N/A |
| Stolen Bases | N/A |
| Putouts | N/A |
| Assists | N/A |

CAREER HIGHS

| | |
|-----------------|-----|
| Hits | N/A |
| Doubles | N/A |
| Triples | N/A |
| Home Runs | N/A |
| Total Bases | N/A |
| RBI's | N/A |
| Runs Scored | N/A |
| Walks | N/A |
| Hit By Pitch | N/A |
| Sacrifice Flies | N/A |
| Sac Hits | N/A |
| At Bats | N/A |
| Stolen Bases | N/A |
| Putouts | N/A |
| Assists | N/A |

[Complete bio](#)

Freshman Season (2024)

- A two-time Arizona Conference Offensive Player of the Year and 2021 Region Player of the Year.
- As a senior, she batted .615, had a .684 on-base percentage and stole 22 basess.
- Played club for the Arizona Storm who won the 2023 So Cal Athletics Invitational.
- 2022 high school teamwas honored as the 2022 AIA Sportsmanship Award for class 4A.

2024 SEASON GAME-BY-GAME

DANIEL'S CAREER STATS



McKAELA WALKER

27

Infield • 5-3 • Sophomore • R/R • 1L • Marietta, Ga. (Marietta HS)

SEASON HIGHS

| | |
|-----------------|-----|
| Hits | N/A |
| Doubles | N/A |
| Triples | N/A |
| Home Runs | N/A |
| Total Bases | N/A |
| RBIs | N/A |
| Runs Scored | N/A |
| Walks | N/A |
| Hit By Pitch | N/A |
| Sacrifice Flies | N/A |
| Sac Hits | N/A |
| At Bats | N/A |
| Stolen Bases | N/A |
| Putouts | N/A |
| Assists | N/A |

CAREER HIGHS

| | |
|-----------------|----------------------------------|
| Hits | 1, Four Times |
| Doubles | N/A |
| Triples | 1, Prairie View A&M (05/19/23) |
| Home Runs | N/A |
| Total Bases | 3, Prairie View A&M (05/19/23) |
| RBIs | 2, #4/5 Tennessee (03/19/23) |
| Runs Scored | 1, Four Times |
| Walks | 1, Five Times |
| Hit By Pitch | 1, A&M-Corpus Christi (02/24/23) |
| Sacrifice Flies | N/A |
| Sac Hits | N/A |
| At Bats | 3, #4/5 Tennessee (03/19/23) |
| Stolen Bases | N/A |
| Putouts | 3, McNeese (03/21/23) |
| Assists | 3, #4/5 Tennessee (03/19/23) |

Complete bio

Sophomore Season (2024)

- Finished freshman season with a .267 batting average on four hits, scored four runs and drove in three RBIs.
- Recorded first career hit, a two-RBI single against No. 4/5 Tennessee on March 19, 2023.
- Initially signed with LSU in November to join 2024 roster but became the first true freshman mid-year enrollee since 2002 for the Tigers.

2023 SEASON GAME-BY-GAME

| Date | Opponent | Pos | AB | R | H | RBI | 2B | 3B | HR | BB | SB | CS | HBP | SAC | SF | GDP | K | PO | A | E | Avg |
|--------|------------------|--------|----|---|---|-----|----|----|----|----|----|----|-----|-----|----|-----|---|----|---|---|------|
| Feb 10 | NEW MEXICO | pr | 0 | 1 | 0 | 0 | 0 | 0 | 0 | 0 | 0 | 0 | 0 | 0 | 0 | 0 | 0 | 0 | 0 | 0 | .000 |
| Feb 11 | OREGON ST. | 2b | 0 | 0 | 0 | 0 | 0 | 0 | 0 | 0 | 0 | 0 | 0 | 0 | 0 | 0 | 0 | 1 | 0 | 0 | .000 |
| Feb 12 | NICHOLLS | *dh | 2 | 0 | 0 | 0 | 0 | 0 | 0 | 1 | 0 | 0 | 0 | 0 | 0 | 0 | 0 | 0 | 0 | 0 | .000 |
| Feb 24 | A&M-CORPUS CHRIS | *dh/2b | 2 | 1 | 0 | 0 | 0 | 0 | 0 | 0 | 0 | 0 | 1 | 0 | 0 | 0 | 0 | 0 | 0 | 0 | .000 |
| Feb 25 | ULL | pr | 0 | 0 | 0 | 0 | 0 | 0 | 0 | 0 | 0 | 0 | 0 | 0 | 0 | 0 | 0 | 0 | 0 | 0 | .000 |
| Feb 25 | A&M-CORPUS CHRIS | ph/ss | 0 | 0 | 0 | 0 | 0 | 0 | 0 | 1 | 0 | 0 | 0 | 0 | 0 | 0 | 0 | 1 | 0 | 0 | .000 |
| Mar 04 | vs San Jose St. | ph/ss | 0 | 1 | 0 | 0 | 0 | 0 | 0 | 1 | 0 | 0 | 0 | 0 | 0 | 0 | 0 | 0 | 0 | 1 | .000 |
| Mar 18 | TENNESSEE | *2b | 1 | 0 | 0 | 0 | 0 | 0 | 0 | 1 | 0 | 0 | 0 | 0 | 0 | 0 | 1 | 0 | 1 | 0 | .000 |
| Mar 19 | TENNESSEE | *2b | 3 | 0 | 1 | 2 | 0 | 0 | 0 | 0 | 0 | 0 | 0 | 0 | 0 | 0 | 2 | 1 | 3 | 1 | .125 |
| Mar 21 | MCNEESE | *2b | 2 | 1 | 1 | 0 | 0 | 0 | 0 | 1 | 0 | 0 | 0 | 0 | 0 | 0 | 0 | 3 | 2 | 0 | .200 |
| Mar 24 | at Ole Miss | *2b | 2 | 0 | 0 | 0 | 0 | 0 | 0 | 0 | 0 | 0 | 0 | 0 | 0 | 1 | 1 | 2 | 1 | 2 | .167 |
| Mar 31 | NC STATE | 2b | 0 | 0 | 0 | 0 | 0 | 0 | 0 | 0 | 0 | 0 | 0 | 0 | 0 | 0 | 0 | 0 | 0 | 0 | .167 |
| Apr 06 | MISSOURI | pr | 0 | 0 | 0 | 0 | 0 | 0 | 0 | 0 | 0 | 0 | 0 | 0 | 0 | 0 | 0 | 0 | 0 | 0 | .167 |
| May 07 | GEORGIA-2 | ph | 1 | 0 | 1 | 1 | 0 | 0 | 0 | 0 | 0 | 0 | 0 | 0 | 0 | 0 | 0 | 0 | 0 | 0 | .231 |
| May 10 | vs Ole Miss | ph | 1 | 0 | 0 | 0 | 0 | 0 | 0 | 0 | 0 | 0 | 0 | 0 | 0 | 0 | 0 | 0 | 0 | 0 | .214 |
| May 19 | vs Prairie View | ph | 1 | 0 | 1 | 0 | 0 | 1 | 0 | 0 | 0 | 0 | 0 | 0 | 0 | 0 | 0 | 0 | 0 | 0 | .267 |
| Totals | | 6gs | 15 | 4 | 4 | 3 | 0 | 1 | 0 | 5 | 0 | 0 | 1 | 0 | 0 | 1 | 4 | 8 | 7 | 4 | .267 |

On base pct. .476 • Slugging pct. .400

WALKER'S CAREER STATS

| Year | avg | gp-gs | ab | r | h | 2b | 3b | hr | rbi | tb | slg% | bb | hbp | so | gdp | ob% | sf | sh | sb-att | po | a | e | fld% |
|-------|------|-------|----|---|---|----|----|----|-----|----|------|----|-----|----|-----|------|----|----|--------|----|---|---|------|
| 2023 | .267 | 16-6 | 15 | 4 | 4 | 0 | 1 | 0 | 3 | 6 | .400 | 5 | 1 | 4 | 1 | .476 | 0 | 0 | 0-0 | 8 | 7 | 4 | .789 |
| TOTAL | .267 | 16-6 | 15 | 4 | 4 | 0 | 1 | 0 | 3 | 6 | .400 | 5 | 1 | 4 | 1 | .476 | 0 | 0 | 0-0 | 8 | 7 | 4 | .789 |



SYDNEY BERZON

29

Pitcher • 6-0 • Sophomore • R/R • 1L • Buffalo, N.Y. (Baylor HS)

SEASON HIGHS

| | |
|-----------------|-----|
| Innings Pitched | N/A |
| Strikeouts | N/A |
| Batters Faced | N/A |
| Putouts | N/A |
| Assists | N/A |
| Runners CS | N/A |

CAREER HIGHS

| | |
|-----------------|---|
| Innings Pitched | 7.0, Seven Times |
| Strikeouts | 10, at Ole Miss (03/25/23) |
| Batters Faced | 36, UL-Lafayette (05/21/23) |
| Putouts | 1, Three Times |
| Assists | 3, vs. Ole Miss (05/10/23) at #21/24 Auburn (04/16/23) |
| Runners CS | 1, Four Times |

Complete bio

Sophomore Season (2024)

- Became first freshman All-American pitcher since 2023 and is 2024 All-SEC Preseason selection.
- In 143.0 innings pitched she had a 1.91 ERA, 127 strikeouts and held opposing batters to a .209 average.
- Went 14-8 in the circle and threw a career-high 10 strikeouts at Ole Miss on March 25, 2023.
- Tennessee Gatorade Player of the Year, two-time high school All-American and two-time state champion.

2023 SEASON GAME-BY-GAME

| Date | Opponent | Pos | AB | R | H | RBI | 2B | 3B | HR | BB | SB | CS | HBP | SAC | SF | GDP | K | PO | A | E | Avg | |
|--------|---------------------|------|----|---|---|-----|----|----|----|----|----|----|-----|-----|----|-----|---|----|---|----|------|------|
| Feb 11 | OREGON ST. | *p | 0 | 0 | 0 | 0 | 0 | 0 | 0 | 0 | 0 | 0 | 0 | 0 | 0 | 0 | 0 | 0 | 1 | 0 | .000 | |
| Feb 17 | UTAH | p | 0 | 0 | 0 | 0 | 0 | 0 | 0 | 0 | 0 | 0 | 0 | 0 | 0 | 0 | 0 | 1 | 2 | 0 | .000 | |
| Feb 21 | at Louisiana Tech | p | 0 | 0 | 0 | 0 | 0 | 0 | 0 | 0 | 0 | 0 | 0 | 0 | 0 | 0 | 0 | 0 | 1 | 0 | .000 | |
| Feb 22 | at ULM | p | 0 | 0 | 0 | 0 | 0 | 0 | 0 | 0 | 0 | 0 | 0 | 0 | 0 | 0 | 0 | 0 | 2 | 0 | .000 | |
| Mar 03 | vs Loyola Marymount | p | 0 | 0 | 0 | 0 | 0 | 0 | 0 | 0 | 0 | 0 | 0 | 0 | 0 | 0 | 0 | 0 | 2 | 0 | .000 | |
| Mar 13 | at South Carolina-1 | *p | 0 | 0 | 0 | 0 | 0 | 0 | 0 | 0 | 0 | 0 | 0 | 0 | 0 | 0 | 0 | 0 | 1 | 0 | .000 | |
| Mar 18 | TENNESSEE | *p | 0 | 0 | 0 | 0 | 0 | 0 | 0 | 0 | 0 | 0 | 0 | 0 | 0 | 0 | 0 | 0 | 1 | 0 | .000 | |
| Mar 26 | at Ole Miss | *p | 0 | 0 | 0 | 0 | 0 | 0 | 0 | 0 | 0 | 0 | 0 | 0 | 0 | 0 | 0 | 1 | 2 | 0 | .000 | |
| Mar 30 | BYU | *p | 0 | 0 | 0 | 0 | 0 | 0 | 0 | 0 | 0 | 0 | 0 | 0 | 0 | 0 | 0 | 0 | 0 | 1 | .000 | |
| Apr 06 | MISSOURI | *p | 0 | 0 | 0 | 0 | 0 | 0 | 0 | 0 | 0 | 0 | 0 | 0 | 0 | 0 | 0 | 0 | 2 | 0 | .000 | |
| Apr 11 | OKLAHOMA | *p | 0 | 0 | 0 | 0 | 0 | 0 | 0 | 0 | 0 | 0 | 0 | 0 | 0 | 0 | 0 | 0 | 1 | 0 | .000 | |
| Apr 15 | at Auburn | *p | 0 | 0 | 0 | 0 | 0 | 0 | 0 | 0 | 0 | 0 | 0 | 0 | 0 | 0 | 0 | 0 | 2 | 0 | .000 | |
| Apr 16 | at Auburn | *p | 0 | 0 | 0 | 0 | 0 | 0 | 0 | 0 | 0 | 0 | 0 | 0 | 0 | 0 | 0 | 0 | 3 | 0 | .000 | |
| Apr 21 | MISSISSIPPI ST. | *p | 0 | 0 | 0 | 0 | 0 | 0 | 0 | 0 | 0 | 0 | 0 | 0 | 0 | 0 | 0 | 0 | 1 | 0 | .000 | |
| Apr 28 | at Alabama | *p | 0 | 0 | 0 | 0 | 0 | 0 | 0 | 0 | 0 | 0 | 0 | 0 | 0 | 0 | 0 | 0 | 2 | 0 | .000 | |
| Apr 30 | at Alabama | *p | 0 | 0 | 0 | 0 | 0 | 0 | 0 | 0 | 0 | 0 | 0 | 0 | 0 | 0 | 0 | 1 | 2 | 0 | .000 | |
| May 10 | vs Ole Miss | *p | 0 | 0 | 0 | 0 | 0 | 0 | 0 | 0 | 0 | 0 | 0 | 0 | 0 | 0 | 0 | 0 | 3 | 1 | .000 | |
| May 21 | vs ULL | *p | 0 | 0 | 0 | 0 | 0 | 0 | 0 | 0 | 0 | 0 | 0 | 0 | 0 | 0 | 0 | 0 | 2 | 0 | .000 | |
| Totals | | 12gs | 0 | 0 | 0 | 0 | 0 | 0 | 0 | 0 | 0 | 0 | 0 | 0 | 0 | 0 | 0 | 0 | 3 | 30 | 2 | .000 |

On base pct. .000 • Slugging pct. .000

#29 Sydney Berzon - 30 appearances (All games)

| Date | Opponent | GS | IP | H | R | ER | BB | SO | 2B | 3B | HR | WP | BK | HBP | IBB | Score | W-L | Sv | ERA | NP | |
|--------|---------------------|----|-----|-------|-----|----|----|----|-----|----|----|----|----|-----|-----|-------|--------|------|------|------|---|
| Feb 11 | OREGON ST. | * | 5.0 | 1 | 0 | 0 | 0 | 5 | 0 | 0 | 0 | 1 | 0 | 0 | 0 | 12-0 | 1-0 | 0 | 0.00 | 68 | |
| Feb 11 | NEW MEXICO | * | 1.2 | 1 | 0 | 0 | 0 | 1 | 0 | 0 | 0 | 0 | 0 | 0 | 0 | 11-3 | 1-0 | 1 | 0.00 | 25 | |
| Feb 12 | NICHOLLS | * | 1.0 | 0 | 0 | 0 | 0 | 1 | 0 | 0 | 0 | 0 | 0 | 0 | 0 | 4-3 | 1-0 | 2 | 0.00 | 14 | |
| Feb 17 | UTAH | * | 3.1 | 4 | 1 | 1 | 2 | 0 | 1 | 0 | 0 | 0 | 0 | 0 | 0 | 6-4 | 2-0 | 2 | 0.64 | 46 | |
| Feb 18 | UTAH | * | 2.2 | 1 | 0 | 0 | 0 | 3 | 0 | 0 | 0 | 0 | 0 | 0 | 0 | 2-1 | 2-0 | 3 | 0.51 | 44 | |
| Feb 19 | CENTRAL ARK. | * | 4.1 | 4 | 1 | 0 | 2 | 6 | 0 | 0 | 0 | 0 | 0 | 0 | 1 | 3-1 | 3-0 | 3 | 0.39 | 72 | |
| Feb 21 | at Louisiana Tech | * | 2.2 | 4 | 0 | 0 | 1 | 3 | 0 | 0 | 0 | 0 | 0 | 0 | 0 | 3-1 | 4-0 | 3 | 0.34 | 55 | |
| Feb 22 | at ULM | * | 5.1 | 2 | 0 | 0 | 3 | 5 | 0 | 0 | 0 | 0 | 0 | 0 | 1 | 9-3 | 5-0 | 3 | 0.27 | 89 | |
| Feb 25 | ULL | * | 5.0 | 5 | 1 | 1 | 2 | 2 | 0 | 0 | 1 | 1 | 0 | 0 | 0 | 4-5 | 5-0 | 3 | 0.45 | 71 | |
| Mar 03 | vs Loyola Marymount | * | 6.1 | 6 | 2 | 2 | 1 | 8 | 0 | 0 | 0 | 1 | 0 | 1 | 0 | 6-5 | 6-0 | 3 | 0.75 | 96 | |
| Mar 04 | vs Minnesota | * | 7.0 | 3 | 0 | 0 | 0 | 8 | 1 | 0 | 0 | 1 | 0 | 1 | 0 | 3-0 | 7-0 | 3 | 0.63 | 94 | |
| Mar 13 | at South Carolina-1 | * | 4.0 | 5 | 4 | 4 | 0 | 3 | 1 | 0 | 1 | 0 | 0 | 0 | 0 | 2-4 | 7-1 | 3 | 1.16 | 61 | |
| Mar 18 | TENNESSEE | * | 7.0 | 7 | 3 | 3 | 2 | 4 | 1 | 0 | 1 | 0 | 0 | 0 | 0 | 0-3 | 7-2 | 3 | 1.39 | 110 | |
| Mar 19 | TENNESSEE | * | 1.1 | 5 | 4 | 3 | 0 | 3 | 0 | 0 | 1 | 0 | 0 | 0 | 0 | 2-9 | 7-2 | 3 | 1.73 | 38 | |
| Mar 25 | at Ole Miss | * | 7.0 | 3 | 0 | 0 | 2 | 10 | 0 | 0 | 0 | 1 | 0 | 1 | 0 | 2-0 | 8-2 | 3 | 1.54 | 115 | |
| Mar 26 | at Ole Miss | * | 7.0 | 5 | 1 | 1 | 1 | 3 | 0 | 1 | 0 | 1 | 0 | 0 | 0 | 3-1 | 9-2 | 3 | 1.49 | 86 | |
| Mar 30 | BYU | * | 7.0 | 4 | 2 | 2 | 1 | 9 | 1 | 0 | 0 | 1 | 0 | 0 | 0 | 3-2 | 10-2 | 3 | 1.53 | 106 | |
| Apr 01 | LOUISIANA TECH | * | 3.2 | 0 | 0 | 0 | 0 | 4 | 0 | 0 | 0 | 0 | 0 | 0 | 0 | 6-2 | 11-2 | 3 | 1.46 | 45 | |
| Apr 06 | MISSOURI | * | 4.2 | 5 | 5 | 4 | 5 | 6 | 1 | 0 | 0 | 1 | 0 | 0 | 0 | 6-8 | 11-2 | 3 | 1.71 | 109 | |
| Apr 11 | OKLAHOMA | * | 1.2 | 2 | 3 | 0 | 0 | 1 | 0 | 0 | 1 | 0 | 0 | 0 | 0 | 0-3 | 11-3 | 3 | 1.68 | 28 | |
| Apr 15 | at Auburn | * | 7.0 | 3 | 2 | 2 | 4 | 4 | 1 | 0 | 1 | 1 | 0 | 0 | 0 | 3-2 | 12-3 | 3 | 1.70 | 105 | |
| Apr 16 | at Auburn | * | 5.2 | 4 | 1 | 1 | 1 | 6 | 0 | 0 | 0 | 0 | 0 | 0 | 0 | 0-1 | 12-4 | 3 | 1.67 | 73 | |
| Apr 18 | at McNeese | * | 2.0 | 1 | 1 | 0 | 1 | 3 | 0 | 0 | 0 | 0 | 0 | 0 | 0 | 3-4 | 12-5 | 3 | 1.64 | 22 | |
| Apr 21 | MISSISSIPPI ST. | * | 7.0 | 6 | 1 | 1 | 2 | 8 | 1 | 1 | 0 | 0 | 0 | 2 | 0 | 7-1 | 13-5 | 3 | 1.60 | 105 | |
| Apr 28 | at Alabama | * | 6.0 | 7 | 4 | 3 | 2 | 2 | 0 | 0 | 1 | 0 | 0 | 1 | 0 | 0-4 | 13-6 | 3 | 1.70 | 87 | |
| Apr 30 | at Alabama | * | 3.2 | 1 | 0 | 0 | 0 | 1 | 0 | 0 | 0 | 0 | 0 | 0 | 0 | 0-2 | 13-6 | 3 | 1.65 | 46 | |
| May 05 | GEORGIA | * | 4.0 | 4 | 3 | 3 | 3 | 5 | 0 | 0 | 1 | 0 | 0 | 1 | 0 | 1-3 | 13-7 | 3 | 1.76 | 81 | |
| May 10 | vs Ole Miss | * | 6.0 | 5 | 3 | 0 | 0 | 7 | 2 | 0 | 0 | 0 | 0 | 0 | 1 | 3-5 | 13-7 | 3 | 1.68 | 95 | |
| May 20 | vs ULL | * | 7.0 | 5 | 0 | 0 | 1 | 4 | 0 | 0 | 0 | 0 | 0 | 0 | 0 | 4-0 | 14-7 | 3 | 1.60 | 95 | |
| May 21 | vs ULL | * | 7.0 | 9 | 9 | 8 | 4 | 2 | 0 | 0 | 2 | 1 | 0 | 1 | 0 | 8-9 | 14-8 | 3 | 1.91 | 120 | |
| Totals | | | 17 | 143.0 | 112 | 51 | 39 | 40 | 127 | 10 | 2 | 10 | 10 | 0 | 13 | 0 | 116-89 | 14-8 | 3 | 1.91 | - |

BERZON'S CAREER STATS

| Year | avg | gp-gs | ab | r | h | 2b | 3b | hr | rbi | tb | slg% | bb | hbp | so | gdp | ob% | sf | sh | sb-att | po | a | e | fld% |
|-------|------|-------|----|---|---|----|----|----|-----|----|------|----|-----|----|-----|------|----|----|--------|----|----|---|------|
| 2023 | .000 | 0-0 | 0 | 0 | 0 | 0 | 0 | 0 | 0 | 0 | .000 | 0 | 0 | 0 | 0 | .000 | 0 | 0 | 0-0 | 3 | 30 | 2 | .943 |
| TOTAL | .000 | 0-0 | 0 | 0 | 0 | 0 | 0 | 0 | 0 | 0 | .000 | 0 | 0 | 0 | 0 | .000 | 0 | 0 | 0-0 | 3 | 30 | 2 | .943 |

| Year | era | w-l | app | gs | cq | sho | sv | ip | h | r | er | bb | so | 2b | 3b | hr | bf | bavg | wp | hbp | bk | sfa | sha |
|-------|------|------|-----|----|----|-----|----|-------|-----|----|----|----|-----|----|----|----|-----|------|----|-----|----|-----|-----|
| 2023 | 1.91 | 14-8 | 30 | 17 | 11 | 4/0 | 3 | 143.0 | 112 | 51 | 39 | 40 | 127 | 10 | 2 | 10 | 597 | .209 | 10 | 13 | 0 | 1 | 7 |
| TOTAL | 1.91 | 14-8 | 30 | 17 | 11 | 4/0 | 3 | 143.0 | 112 | 51 | 39 | 40 | 127 | 10 | 2 | 10 | 597 | .209 | 10 | 13 | 0 | 1 | 7 |



RAELIN CHAFFIN

34

Pitcher • 5-6 • Junior • R/R • 2L • Bossier (Fairhope HS)

SEASON HIGHS

| | |
|-----------------|-----|
| Innings Pitched | N/A |
| Strikeouts | N/A |
| Batters Faced | N/A |
| Putouts | N/A |
| Assists | N/A |
| Runner CS | N/A |

CAREER HIGHS

| | |
|-----------------|---|
| Innings Pitched | 7.0, Four Times |
| Strikeouts | 12, Central, Conn. St. (03/06/22) |
| Batters Faced | 30, #8 Kentucky (04/03/22) |
| Putouts | 1, Five Times |
| Assists | 3, New Mexico (02/11/23) at McNeese St. (04/19/22) |
| Runner CS | 1, at #21 Auburn (04/16/23) |

Complete bio

Junior Season (2024)

- Went 6-1 in the circle in 2023 and had 33 strikeouts in 53.2 innings pitched.
- Logged 50th career strikeout and her seventh career victory against New Mexico (Feb. 11).
- Earned first career SEC win against No. 2 Alabama (March 12, 2022) where she was one batter shy of a perfect game.

2023 SEASON GAME-BY-GAME

| Date | Opponent | Pos | AB | R | H | RBI | 2B | 3B | HR | BB | SB | CS | HBP | SAC | SF | GDP | K | PO | A | E | Avg |
|--------|-------------------|-----|----|---|---|-----|----|----|----|----|----|----|-----|-----|----|-----|---|----|----|---|------|
| Feb 11 | NEW MEXICO | *p | 0 | 0 | 0 | 0 | 0 | 0 | 0 | 0 | 0 | 0 | 0 | 0 | 0 | 0 | 0 | 3 | 0 | 0 | .000 |
| Feb 18 | UTAH | *p | 0 | 0 | 0 | 0 | 0 | 0 | 0 | 0 | 0 | 0 | 0 | 0 | 0 | 0 | 0 | 0 | 1 | 0 | .000 |
| Feb 21 | at Louisiana Tech | *p | 0 | 0 | 0 | 0 | 0 | 0 | 0 | 0 | 0 | 0 | 0 | 0 | 0 | 0 | 0 | 0 | 1 | 0 | .000 |
| Mar 21 | MCNEESE | *p | 0 | 0 | 0 | 0 | 0 | 0 | 0 | 0 | 0 | 0 | 0 | 0 | 0 | 0 | 0 | 1 | 1 | 0 | .000 |
| Apr 07 | MISSOURI | *p | 0 | 0 | 0 | 0 | 0 | 0 | 0 | 0 | 0 | 0 | 0 | 0 | 0 | 0 | 0 | 0 | 2 | 0 | .000 |
| Apr 11 | OKLAHOMA | *p | 0 | 0 | 0 | 0 | 0 | 0 | 0 | 0 | 0 | 0 | 0 | 0 | 0 | 0 | 0 | 0 | 1 | 0 | .000 |
| May 19 | vs Prairie View | *p | 0 | 0 | 0 | 0 | 0 | 0 | 0 | 0 | 0 | 0 | 0 | 0 | 0 | 0 | 0 | 1 | 0 | 0 | .000 |
| May 21 | vs ULL | *p | 0 | 0 | 0 | 0 | 0 | 0 | 0 | 0 | 0 | 0 | 0 | 0 | 0 | 0 | 0 | 1 | 0 | 0 | .000 |
| Totals | | 6gs | 0 | 0 | 0 | 0 | 0 | 0 | 0 | 0 | 0 | 0 | 0 | 0 | 0 | 0 | 0 | 2 | 10 | 0 | .000 |

On base pct. .000 • Slugging pct. .000

#34 Raelin Chaffin - 16 appearances (All games)

| Date | Opponent | GS | IP | H | R | ER | BB | SO | 2B | 3B | HR | WP | BK | HBP | IBB | Score | W-L | Sv | ERA | NP |
|--------|---------------------|----|------|----|----|----|----|----|----|----|----|----|----|-----|-----|-------|-----|----|------|----|
| Feb 11 | NEW MEXICO | * | 4.1 | 9 | 3 | 2 | 0 | 2 | 0 | 0 | 1 | 1 | 0 | 0 | 1 | 11-3 | 1-0 | 0 | 3.23 | 88 |
| Feb 18 | UTAH | * | 4.1 | 5 | 1 | 0 | 1 | 4 | 1 | 1 | 0 | 0 | 0 | 1 | 0 | 2-1 | 2-0 | 0 | 1.62 | 67 |
| Feb 21 | at Louisiana Tech | * | 4.0 | 2 | 1 | 1 | 3 | 4 | 0 | 0 | 0 | 1 | 0 | 2 | 0 | 3-1 | 2-0 | 0 | 1.66 | 60 |
| Feb 25 | ULL | * | 2.0 | 2 | 4 | 4 | 1 | 0 | 0 | 0 | 1 | 0 | 0 | 1 | 0 | 4-5 | 2-1 | 0 | 3.34 | 32 |
| Mar 03 | vs Loyola Marymount | * | 0.1 | 3 | 3 | 3 | 1 | 1 | 0 | 0 | 2 | 1 | 0 | 0 | 0 | 6-5 | 2-1 | 0 | 4.67 | 28 |
| Mar 13 | at South Carolina-1 | * | 2.0 | 2 | 0 | 0 | 1 | 0 | 0 | 0 | 0 | 0 | 0 | 0 | 1 | 2-4 | 2-1 | 0 | 4.12 | 31 |
| Mar 19 | TENNESSEE | * | 0.2 | 1 | 0 | 0 | 1 | 1 | 0 | 0 | 0 | 0 | 0 | 0 | 0 | 2-9 | 2-1 | 0 | 3.96 | 14 |
| Mar 21 | MCNEESE | * | 7.0 | 5 | 2 | 2 | 0 | 2 | 1 | 0 | 1 | 1 | 0 | 2 | 0 | 6-2 | 3-1 | 0 | 3.41 | 88 |
| Mar 31 | BYU | * | 5.0 | 6 | 2 | 2 | 2 | 4 | 1 | 0 | 0 | 1 | 0 | 0 | 0 | 10-2 | 4-1 | 0 | 3.30 | 81 |
| Apr 07 | MISSOURI | * | 7.0 | 4 | 1 | 1 | 1 | 2 | 1 | 0 | 1 | 1 | 0 | 1 | 0 | 3-1 | 5-1 | 0 | 2.86 | 89 |
| Apr 11 | OKLAHOMA | * | 2.0 | 0 | 0 | 0 | 1 | 2 | 0 | 0 | 0 | 0 | 0 | 0 | 0 | 0-3 | 5-1 | 0 | 2.72 | 31 |
| Apr 16 | at Auburn | * | 3.0 | 3 | 0 | 0 | 3 | 1 | 0 | 0 | 0 | 1 | 0 | 1 | 0 | 0-1 | 5-1 | 0 | 2.52 | 68 |
| Apr 22 | MISSISSIPPI ST. | * | 1.2 | 5 | 4 | 4 | 1 | 0 | 0 | 0 | 2 | 0 | 0 | 0 | 0 | 10-4 | 5-1 | 0 | 3.07 | 37 |
| May 07 | GEORGIA-2 | * | 2.0 | 3 | 0 | 0 | 0 | 1 | 0 | 0 | 0 | 0 | 0 | 0 | 1 | 9-1 | 5-1 | 0 | 2.93 | 26 |
| May 19 | vs Prairie View | * | 5.0 | 2 | 2 | 1 | 6 | 8 | 1 | 0 | 1 | 0 | 0 | 0 | 0 | 12-2 | 6-1 | 0 | 2.78 | 87 |
| May 21 | vs ULL | * | 3.1 | 4 | 1 | 1 | 1 | 1 | 0 | 0 | 1 | 0 | 0 | 1 | 0 | 4-7 | 6-1 | 0 | 2.74 | 52 |
| Totals | | 11 | 53.2 | 56 | 24 | 21 | 23 | 33 | 5 | 1 | 10 | 7 | 0 | 12 | 0 | 84-51 | 6-1 | 0 | 2.74 | |

CHAFFIN'S CAREER STATS

| Year | avg | gp-gs | ab | r | h | 2b | 3b | hr | rbi | tb | slg% | bb | hbp | so | gdp | ob% | sf | sh | sb-att | po | a | e | fld% |
|-------|------|-------|----|---|---|----|----|----|-----|----|------|----|-----|----|-----|------|----|----|--------|----|----|---|-------|
| 2022 | .000 | 1-1 | 0 | 0 | 0 | 0 | 0 | 0 | 0 | 0 | .000 | 0 | 0 | 0 | 0 | .000 | 0 | 0 | 0-0 | 3 | 6 | 1 | .900 |
| 2023 | .000 | 0-0 | 0 | 0 | 0 | 0 | 0 | 0 | 0 | 0 | .000 | 0 | 0 | 0 | 0 | .000 | 0 | 0 | 0-0 | 2 | 10 | 0 | 1.000 |
| TOTAL | .000 | 1-1 | 0 | 0 | 0 | 0 | 0 | 0 | 0 | 0 | .000 | 0 | 0 | 0 | 0 | .000 | 0 | 0 | 0-0 | 5 | 16 | 1 | .955 |

| Year | era | w-l | app | gs | cg | sho | sv | ip | h | r | er | bb | so | 2b | 3b | hr | bf | bavg | wp | hbp | bk | sfa | sha |
|-------|------|------|-----|----|----|-----|----|-------|-----|----|----|----|----|----|----|----|-----|------|----|-----|----|-----|-----|
| 2022 | 3.23 | 6-2 | 14 | 10 | 2 | 1/0 | 0 | 56.1 | 64 | 30 | 26 | 9 | 48 | 5 | 0 | 12 | 250 | .269 | 2 | 2 | 0 | 0 | 1 |
| 2023 | 2.74 | 6-1 | 16 | 11 | 4 | 0/0 | 0 | 53.2 | 56 | 24 | 21 | 23 | 33 | 5 | 1 | 10 | 245 | .272 | 7 | 12 | 0 | 0 | 4 |
| TOTAL | 2.99 | 12-3 | 30 | 21 | 6 | 1/0 | 0 | 110.0 | 120 | 54 | 47 | 32 | 81 | 10 | 1 | 22 | 495 | .270 | 9 | 14 | 0 | 0 | 5 |



KELLEY LYNCH

37

Pitcher/Utility • 5-9 • Graduate Student • R/R • TR • Newnan, Ga. (Washington)

SEASON HIGHS

| | |
|-----------------|-----|
| Hits | N/A |
| Doubles | N/A |
| Triples | N/A |
| Home Runs | N/A |
| Total Bases | N/A |
| RBIs | N/A |
| Runs Scored | N/A |
| Walks | N/A |
| Hit By Pitch | N/A |
| Sacrifice Flies | N/A |
| Sac Hits | N/A |
| At Bats | N/A |
| Stolen Bases | N/A |
| Putouts | N/A |
| Assists | N/A |

CAREER HIGHS

| | |
|-----------------|--|
| Hits | 4 at #6 Stanford (05/07/23)* vs. Utah Valley (02/21/21)* |
| Doubles | 2, vs. UC San Diego (02/24/24)* vs. Utah Tech (02/19/21)* |
| Triples | 1 vs. Lehigh (05/21/22)* at San Diego State (02/27/21)* |
| Home Runs | 1, 20 Times* |
| Total Bases | 8, vs. Utah Valley (02/21/21)* |
| RBIs | 4, Five Times* |
| Runs Scored | 4, vs. Utah Valley (02/21/21)* |
| Walks | 3, vs. Utah Tech (02/12/21)* |
| Hit By Pitch | 1, Five Times* |
| Sacrifice Flies | 1, Six Times* |
| Sac Hits | 1, 14 Times* |
| At Bats | 5, #18 Utah (04/22/23)* at #14 Arizona State (03/27/21)* |
| Stolen Bases | 1, at #2 UCLA (04/24/21)* |
| Putouts | 12, #3 UCLA (03/25/22)* |
| Assists | 2, Six Times* |

* Includes games played at Washington

Complete bio

Graduate Season (2024)

- A 2023 NFCA Pacific All-Region selecton and four-year letter at Washington and aided Washingto to 15th WCWS appearance.
- Was 9-3 in the circle with a 2.43 ERA, 101 strikeouts and .178 opposing batting average in 77.2 innings in 2023.
- Has career numbers of 117 career hits, 20 homers, 96 RBIs, a 25-14 record and 308 strikeouts.

2023 SEASON BATTING GAME-BY-GAME (AT WASHINGTON)

| Date | Opponent | Pos | AB | R | H | RBI | 2B | 3B | HR | BB | SB | CS | HBP | SAC | SF | GDP | K | PO | A | E | Avg | |
|--------|--------------------|--------|------|-----|----|-----|----|----|----|----|----|----|-----|-----|----|-----|---|----|-----|----|------|------|
| Feb 10 | vs Liberty | *dh/1b | 3 | 1 | 1 | 3 | 1 | 0 | 0 | 0 | 0 | 0 | 0 | 0 | 0 | 0 | 0 | 4 | 0 | 0 | .333 | |
| Feb 11 | vs Oklahoma | p/dh | 2 | 0 | 0 | 0 | 0 | 0 | 0 | 0 | 0 | 0 | 0 | 0 | 0 | 0 | 2 | 0 | 0 | 0 | .200 | |
| Feb 12 | at LMU | p/1b | 2 | 0 | 0 | 0 | 0 | 0 | 0 | 0 | 0 | 0 | 0 | 0 | 0 | 0 | 1 | 0 | 0 | 0 | .143 | |
| Feb 17 | vs Hofstra | 1b | 1 | 0 | 0 | 0 | 0 | 0 | 0 | 0 | 0 | 0 | 0 | 0 | 0 | 0 | 0 | 2 | 0 | 0 | .125 | |
| Feb 18 | vs Hofstra | p | 0 | 0 | 0 | 1 | 0 | 0 | 0 | 0 | 0 | 0 | 0 | 0 | 1 | 0 | 0 | 0 | 0 | 0 | .125 | |
| Feb 19 | at Houston | ph | 1 | 0 | 0 | 0 | 0 | 0 | 0 | 0 | 0 | 0 | 0 | 0 | 0 | 0 | 0 | 0 | 0 | 0 | .111 | |
| Feb 20 | at McNeese | *p | 0 | 0 | 0 | 0 | 0 | 0 | 0 | 0 | 0 | 0 | 0 | 0 | 0 | 0 | 0 | 0 | 1 | 0 | .111 | |
| Feb 23 | vs Bethune-Cookman | *p | 3 | 2 | 2 | 4 | 1 | 0 | 0 | 1 | 0 | 0 | 0 | 0 | 0 | 0 | 0 | 0 | 0 | 0 | .250 | |
| Feb 23 | vs Kentucky | *1b | 3 | 0 | 0 | 0 | 0 | 0 | 0 | 0 | 0 | 0 | 0 | 0 | 0 | 0 | 0 | 8 | 0 | 0 | .200 | |
| Feb 24 | vs UC San Diego | *p | 3 | 1 | 2 | 1 | 2 | 0 | 0 | 0 | 0 | 0 | 0 | 1 | 0 | 0 | 0 | 0 | 1 | 0 | .278 | |
| Feb 25 | vs San Diego State | *1b/dh | 2 | 1 | 0 | 0 | 0 | 0 | 0 | 0 | 1 | 0 | 0 | 0 | 0 | 0 | 0 | 1 | 4 | 0 | .250 | |
| Mar 03 | vs Michigan State | *dh/p | 3 | 0 | 2 | 0 | 0 | 0 | 0 | 0 | 0 | 0 | 0 | 0 | 0 | 0 | 0 | 0 | 0 | 0 | .304 | |
| Mar 03 | vs Boise State | *1b | 3 | 0 | 1 | 0 | 0 | 0 | 0 | 0 | 0 | 0 | 0 | 0 | 0 | 0 | 0 | 3 | 0 | 0 | .308 | |
| Mar 04 | vs New Mexico | *p | 0 | 0 | 0 | 0 | 0 | 0 | 0 | 0 | 0 | 0 | 0 | 0 | 0 | 0 | 0 | 0 | 1 | 0 | .308 | |
| Mar 04 | vs Charlotte | *1b | 3 | 2 | 3 | 1 | 1 | 0 | 0 | 1 | 0 | 0 | 0 | 0 | 0 | 0 | 0 | 5 | 0 | 0 | .379 | |
| Mar 05 | at Grand Canyon | *1b | 3 | 1 | 1 | 1 | 0 | 0 | 0 | 0 | 0 | 0 | 0 | 0 | 0 | 0 | 0 | 5 | 0 | 0 | .375 | |
| Mar 10 | OREGON | *1b | 4 | 0 | 0 | 0 | 0 | 0 | 0 | 0 | 0 | 0 | 0 | 0 | 0 | 0 | 0 | 1 | 3 | 0 | .333 | |
| Mar 14 | UNLV | *p/1b | 0 | 0 | 0 | 0 | 0 | 0 | 0 | 0 | 0 | 0 | 0 | 0 | 0 | 0 | 0 | 0 | 0 | 0 | .333 | |
| Mar 17 | at UCLA | ph | 1 | 0 | 0 | 1 | 0 | 0 | 0 | 0 | 0 | 0 | 0 | 0 | 0 | 0 | 0 | 0 | 0 | 0 | .324 | |
| Mar 18 | at UCLA | *p/dh | 3 | 0 | 0 | 0 | 0 | 0 | 0 | 0 | 0 | 0 | 0 | 0 | 0 | 0 | 0 | 1 | 0 | 0 | .300 | |
| Mar 19 | at UCLA | *1b | 3 | 1 | 1 | 1 | 0 | 0 | 1 | 0 | 0 | 0 | 0 | 0 | 0 | 0 | 0 | 5 | 0 | 0 | .302 | |
| Mar 25 | ARIZONA | p | 0 | 0 | 0 | 0 | 0 | 0 | 0 | 0 | 0 | 0 | 0 | 0 | 0 | 0 | 0 | 0 | 1 | 1 | .302 | |
| Mar 31 | at Arizona State | ph/1b | 2 | 0 | 0 | 0 | 0 | 0 | 0 | 0 | 0 | 0 | 0 | 0 | 0 | 0 | 0 | 1 | 1 | 1 | .289 | |
| Apr 01 | at Arizona State | *p/1b | 2 | 0 | 0 | 0 | 0 | 0 | 0 | 1 | 0 | 0 | 0 | 0 | 0 | 0 | 0 | 0 | 1 | 1 | .277 | |
| Apr 07 | CALIFORNIA-1 | *1b | 3 | 1 | 1 | 0 | 0 | 0 | 0 | 0 | 0 | 0 | 0 | 0 | 0 | 0 | 0 | 1 | 4 | 0 | .280 | |
| Apr 14 | at Oregon State | *p | 0 | 0 | 0 | 0 | 0 | 0 | 0 | 0 | 0 | 0 | 0 | 0 | 0 | 0 | 0 | 0 | 2 | 0 | .280 | |
| Apr 15 | at Oregon State | *dh/p | 3 | 0 | 1 | 0 | 0 | 0 | 0 | 0 | 0 | 0 | 0 | 0 | 0 | 0 | 0 | 0 | 0 | 1 | .283 | |
| Apr 16 | at Oregon State | *dh/p | 2 | 0 | 0 | 0 | 0 | 0 | 0 | 0 | 0 | 0 | 0 | 0 | 0 | 0 | 0 | 0 | 0 | 0 | .273 | |
| Apr 22 | UTAH | *p/dh | 5 | 0 | 1 | 1 | 0 | 0 | 0 | 0 | 0 | 0 | 0 | 0 | 0 | 0 | 0 | 8 | 1 | 0 | .267 | |
| Apr 23 | UTAH | *1b/dh | 4 | 0 | 0 | 0 | 0 | 0 | 0 | 0 | 0 | 0 | 0 | 0 | 0 | 0 | 0 | 5 | 0 | 0 | .250 | |
| Apr 26 | at Seattle U | ph/1b | 0 | 0 | 0 | 0 | 0 | 0 | 0 | 0 | 1 | 0 | 0 | 0 | 0 | 0 | 0 | 3 | 0 | 0 | .250 | |
| Apr 30 | UTAH VALLEY | *p/dh | 2 | 1 | 1 | 2 | 0 | 0 | 0 | 1 | 0 | 0 | 0 | 0 | 0 | 1 | 0 | 0 | 0 | 0 | .258 | |
| May 05 | at Stanford | *dh | 3 | 0 | 0 | 0 | 0 | 0 | 0 | 0 | 0 | 0 | 0 | 0 | 0 | 0 | 0 | 0 | 0 | 0 | .246 | |
| May 06 | at Stanford | *p/dh | 3 | 0 | 1 | 0 | 1 | 0 | 0 | 0 | 0 | 0 | 0 | 0 | 0 | 0 | 0 | 1 | 1 | 0 | .250 | |
| May 07 | at Stanford | *1b/dh | 4 | 2 | 4 | 3 | 0 | 0 | 0 | 0 | 0 | 0 | 0 | 0 | 0 | 0 | 0 | 2 | 0 | 0 | .289 | |
| May 11 | vs Oregon State | *1b | 3 | 0 | 0 | 0 | 0 | 0 | 0 | 0 | 0 | 0 | 0 | 0 | 0 | 0 | 0 | 0 | 11 | 0 | .278 | |
| May 12 | vs Utah | *dh/p | 4 | 0 | 1 | 0 | 0 | 0 | 0 | 0 | 0 | 0 | 0 | 0 | 0 | 0 | 0 | 0 | 0 | 0 | .277 | |
| May 19 | NORTHERN COLORA | *1b | 4 | 0 | 1 | 1 | 0 | 0 | 0 | 0 | 0 | 0 | 0 | 0 | 0 | 0 | 0 | 3 | 0 | 0 | .276 | |
| May 20 | MCNEESE | *1b | 2 | 0 | 0 | 0 | 0 | 0 | 0 | 0 | 0 | 0 | 0 | 1 | 0 | 0 | 0 | 1 | 4 | 0 | .270 | |
| May 21 | MCNEESE | *p/1b | 1 | 0 | 0 | 0 | 0 | 0 | 0 | 0 | 0 | 0 | 0 | 0 | 0 | 0 | 0 | 1 | 2 | 0 | .267 | |
| May 21 | MCNEESE | ph/1b | 1 | 0 | 1 | 0 | 0 | 0 | 0 | 0 | 0 | 0 | 0 | 0 | 0 | 0 | 0 | 0 | 0 | 0 | .275 | |
| May 26 | LOUISIANA | *1b | 2 | 0 | 0 | 0 | 0 | 0 | 0 | 0 | 0 | 0 | 0 | 0 | 1 | 0 | 0 | 0 | 4 | 0 | .269 | |
| May 27 | LOUISIANA | *1b | 3 | 0 | 1 | 0 | 0 | 0 | 0 | 0 | 0 | 0 | 0 | 0 | 0 | 0 | 0 | 0 | 8 | 0 | .271 | |
| June 2 | vs Utah | *1b | 3 | 1 | 2 | 0 | 0 | 0 | 0 | 0 | 0 | 0 | 0 | 0 | 0 | 0 | 0 | 0 | 0 | 0 | .283 | |
| Jun 03 | vs Florida State | *dh | 3 | 0 | 1 | 0 | 0 | 0 | 0 | 0 | 0 | 0 | 0 | 0 | 0 | 0 | 0 | 0 | 0 | 0 | .284 | |
| Jun 04 | vs Stanford | *1b | 3 | 0 | 0 | 0 | 0 | 0 | 0 | 0 | 0 | 0 | 0 | 0 | 0 | 0 | 0 | 1 | 3 | 0 | .276 | |
| Totals | | | 36gs | 105 | 14 | 29 | 20 | 6 | 0 | 3 | 5 | 0 | 0 | 1 | 2 | 2 | 0 | 11 | 106 | 11 | 0 | .276 |

LYNCH'S CAREER BATTING STATS (AT WASHINGTON)

| YEAR | AVG | GS-GP | AB | R | H | 2B | 3B | HR | RBI | TB | SLG% | BB | HBP | SO | GDP | OB% | SF | SH | SB-ATT | PO | A | E | FLD% |
|-------|------|---------|-----|----|-----|----|----|----|-----|-----|------|----|-----|----|-----|------|----|----|--------|-----|----|---|-------|
| 2020 | .288 | 24-24 | 66 | 14 | 19 | 5 | 0 | 8 | 28 | 48 | .727 | 9 | 1 | 15 | 0 | .377 | 1 | 2 | 0-0 | 103 | 4 | 2 | .982 |
| 2021 | .271 | 58-59 | 155 | 27 | 42 | 9 | 1 | 6 | 32 | 71 | .458 | 25 | 2 | 26 | 1 | .375 | 2 | 7 | 1-1 | 299 | 17 | 2 | .994 |
| 2022 | .243 | 47-50 | 111 | 15 | 27 | 6 | 1 | 3 | 16 | 44 | .396 | 13 | 1 | 19 | 1 | .325 | 1 | 3 | 0-1 | 188 | 14 | 3 | .985 |
| 2023 | .276 | 40-51 | 105 | 14 | 29 | 6 | 0 | 3 | 20 | 44 | .419 | 5 | 1 | 11 | 0 | .310 | 2 | 2 | 0-0 | 106 | 11 | 0 | 1.000 |
| Total | .268 | 169-184 | 437 | 70 | 117 | 26 | 2 | 20 | 96 | 207 | .474 | 52 | 5 | 71 | 2 | .348 | 6 | 14 | 1-2 | 696 | 46 | 7 | .991 |

LYNCH'S CAREER BATTING STATS (AT LSU)



KELLEY LYNCH

37

Pitcher/Utility • 5-9 • Graduate Student • R/R • TR • Newnan, Ga. (Washington)

SEASON HIGHS

| | |
|-----------------|-----|
| Innings Pitched | N/A |
| Strikeouts | N/A |
| Batters Faced | N/A |
| Runner CS | N/A |

CAREER HIGHS

| | |
|-----------------|----------------------------------|
| Innings Pitched | 7.0, Four Times* |
| Strikeouts | 16, Utah Valley (05/02/22)* |
| Batters Faced | 29, vs. UC San Diego (02/24/23)* |
| Runner CS | 2, vs. Houston (03/04/22)* |

* Includes games played at Washington

Complete bio

Graduate Season (2024)

- A 2023 NFCA Pacific All-Region selecton and four-year letter at Washington and aided Washingto to 15th WCWS appearance.
- Was 9-3 in the circle with a 2.43 ERA, 101 strikeouts and .178 opposing batting average in 77.2 innings in 2023.
- Has career numbers of 117 career hits, 20 homers, 96 RBIs, a 25-14 record and 308 strikeouts.

2023 SEASON PITCHING GAME-BY-GAME (AT WASHINGTON)

| Date | Opponent | GS | IP | H | R | ER | BB | SO | 2B | 3B | HR | WP | BK | HBP | IBB | Score | W-L | Sv | ERA | NP | |
|--------|--------------------|----|-----|------|----|----|----|----|-----|----|----|----|----|-----|-----|-------|--------|-----|------|------|---|
| Feb 09 | vs Duke | * | 3.0 | 4 | 1 | 1 | 0 | 3 | 1 | 0 | 0 | 0 | 0 | 0 | 0 | 4-3 | 0-0 | 0 | 2.33 | 51 | |
| Feb 11 | vs Oklahoma | | 0.1 | 1 | 0 | 0 | 1 | 0 | 0 | 0 | 0 | 0 | 0 | 0 | 0 | 4-5 | 0-0 | 0 | 2.10 | 13 | |
| Feb 12 | at LMU | | 2.0 | 1 | 0 | 0 | 1 | 4 | 0 | 0 | 0 | 0 | 0 | 0 | 0 | 5-2 | 0-0 | 0 | 1.31 | 36 | |
| Feb 17 | at Houston | * | 1.2 | 2 | 2 | 2 | 2 | 2 | 0 | 0 | 1 | 0 | 0 | 0 | 1 | 6-3 | 0-0 | 0 | 3.00 | 41 | |
| Feb 18 | vs Hofstra | | 1.0 | 0 | 0 | 0 | 1 | 3 | 0 | 0 | 0 | 0 | 0 | 0 | 0 | 8-0 | 0-0 | 0 | 2.62 | 21 | |
| Feb 20 | at McNeese | * | 4.0 | 4 | 3 | 2 | 0 | 3 | 0 | 0 | 1 | 0 | 0 | 0 | 0 | 2-3 | 0-1 | 0 | 2.92 | 44 | |
| Feb 23 | vs Bethune-Cookman | * | 5.0 | 0 | 0 | 0 | 0 | 13 | 0 | 0 | 0 | 0 | 0 | 1 | 1 | 16-0 | 1-1 | 0 | 2.06 | 66 | |
| Feb 24 | vs UC San Diego | * | 7.0 | 3 | 0 | 0 | 4 | 11 | 0 | 0 | 0 | 0 | 0 | 0 | 0 | 7-0 | 2-1 | 0 | 1.46 | 132 | |
| Mar 03 | vs Michigan State | | 0.2 | 1 | 0 | 0 | 0 | 1 | 0 | 0 | 0 | 0 | 0 | 0 | 0 | 4-3 | 3-1 | 0 | 1.42 | 13 | |
| Mar 04 | vs New Mexico | * | 7.0 | 2 | 0 | 0 | 1 | 8 | 0 | 0 | 0 | 0 | 0 | 0 | 0 | 3-0 | 4-1 | 0 | 1.11 | 106 | |
| Mar 11 | OREGON | * | 1.1 | 3 | 5 | 5 | 3 | 1 | 1 | 0 | 1 | 0 | 0 | 0 | 0 | 13-8 | 4-1 | 0 | 2.12 | 47 | |
| Mar 14 | UNLV | * | 6.0 | 1 | 1 | 1 | 3 | 9 | 1 | 0 | 0 | 0 | 0 | 1 | 0 | 7-1 | 5-1 | 0 | 1.97 | 96 | |
| Mar 18 | at UCLA | * | 3.0 | 4 | 4 | 4 | 2 | 0 | 1 | 0 | 2 | 0 | 0 | 0 | 0 | 0-4 | 5-2 | 0 | 2.50 | 59 | |
| Mar 25 | ARIZONA | | 4.0 | 1 | 0 | 0 | 3 | 4 | 0 | 0 | 0 | 0 | 0 | 0 | 0 | 4-3 | 6-2 | 0 | 2.28 | 86 | |
| Apr 01 | at Arizona State | * | 5.0 | 1 | 1 | 0 | 1 | 7 | 1 | 0 | 0 | 0 | 0 | 0 | 0 | 1-3 | 6-2 | 0 | 2.06 | 85 | |
| Apr 07 | CALIFORNIA-2 | * | 2.2 | 4 | 3 | 3 | 2 | 4 | 0 | 0 | 1 | 1 | 0 | 0 | 0 | 16-5 | 6-2 | 0 | 2.35 | 63 | |
| Apr 08 | CALIFORNIA | | 1.0 | 0 | 0 | 0 | 0 | 1 | 0 | 0 | 0 | 0 | 0 | 0 | 0 | 10-4 | 6-2 | 0 | 2.30 | 14 | |
| Apr 14 | at Oregon State | * | 5.0 | 0 | 0 | 0 | 3 | 4 | 0 | 0 | 0 | 0 | 0 | 0 | 0 | 2-0 | 7-2 | 0 | 2.11 | 90 | |
| Apr 15 | at Oregon State | | 1.0 | 1 | 0 | 0 | 2 | 0 | 0 | 0 | 0 | 0 | 0 | 0 | 0 | 3-2 | 7-2 | 1 | 2.08 | 22 | |
| Apr 16 | at Oregon State | | 0.1 | 1 | 4 | 4 | 3 | 1 | 0 | 0 | 0 | 0 | 0 | 1 | 0 | 1-11 | 7-2 | 1 | 2.52 | 30 | |
| Apr 22 | UTAH | * | 5.0 | 6 | 4 | 4 | 2 | 7 | 1 | 1 | 0 | 0 | 0 | 1 | 0 | 6-5 | 7-2 | 1 | 2.76 | 97 | |
| Apr 23 | UTAH | | 1.0 | 0 | 0 | 0 | 1 | 1 | 0 | 0 | 0 | 0 | 0 | 0 | 0 | 5-3 | 7-2 | 2 | 2.72 | 16 | |
| Apr 30 | UTAH VALLEY | * | 4.0 | 2 | 1 | 0 | 3 | 7 | 0 | 0 | 0 | 0 | 0 | 0 | 0 | 9-1 | 8-2 | 2 | 2.56 | 87 | |
| May 06 | at Stanford | * | 4.0 | 2 | 0 | 0 | 2 | 4 | 0 | 0 | 0 | 0 | 0 | 2 | 0 | 1-0 | 9-2 | 2 | 2.43 | 68 | |
| May 12 | vs Utah | | 0.2 | 1 | 0 | 0 | 0 | 0 | 0 | 0 | 0 | 0 | 0 | 0 | 0 | 4-8 | 9-2 | 2 | 2.41 | 8 | |
| May 21 | MCNEESE | * | 2.0 | 5 | 1 | 1 | 0 | 3 | 0 | 0 | 1 | 0 | 0 | 0 | 0 | 0-1 | 9-3 | 2 | 2.43 | 47 | |
| Totals | | | 16 | 77.2 | 50 | 30 | 27 | 40 | 101 | 6 | 1 | 7 | 2 | 0 | 7 | 0 | 141-78 | 9-3 | 2 | 2.43 | - |

LYNCH'S CAREER PITCHING STATS (AT WASHINGTON)

| YEAR | ERA | W-L | APP | GS | CG | SHO | SV | IP | H | R | ER | BB | SO | 2B | 3B | HR | BF | BAVG | WP | HBP | BK | SFA | SHA |
|-------|------|-------|-----|----|----|-----|----|-------|-----|-----|-----|-----|-----|----|----|----|------|------|----|-----|----|-----|-----|
| 2020 | 3.03 | 4-0 | 10 | 10 | 1 | 0 | 0 | 37.0 | 26 | 16 | 16 | 25 | 41 | 6 | 0 | 4 | 168 | .194 | 1 | 7 | 0 | 0 | 2 |
| 2021 | 4.50 | 5-7 | 14 | 12 | 4 | 0 | 0 | 51.1 | 44 | 35 | 33 | 37 | 69 | 9 | 1 | 11 | 238 | .230 | 6 | 5 | 0 | 2 | 3 |
| 2022 | 3.55 | 7-4 | 21 | 16 | 4 | 1 | 0 | 75.0 | 54 | 38 | 38 | 41 | 97 | 10 | 1 | 10 | 340 | .201 | 9 | 23 | 0 | 0 | 7 |
| 2023 | 2.43 | 9-3 | 26 | 16 | 3 | 3 | 2 | 77.2 | 50 | 30 | 27 | 40 | 101 | 6 | 1 | 7 | 332 | .178 | 2 | 7 | 0 | 1 | 3 |
| Total | 3.31 | 25-14 | 71 | 54 | 12 | 4 | 2 | 241.0 | 174 | 119 | 114 | 143 | 308 | 31 | 3 | 32 | 1078 | .199 | 18 | 42 | 0 | 3 | 15 |

LYNCH'S CAREER PITCHING STATS (AT LSU)



TORI
EDWARDS

42

Utility • 5-11 • Freshman • R/R • HS • Flower Mound, Texas (Edward S. Marcus HS)

SEASON HIGHS

| | |
|-----------------|-----|
| Hits | N/A |
| Doubles | N/A |
| Triples | N/A |
| Home Runs | N/A |
| Total Bases | N/A |
| RBI's | N/A |
| Runs Scored | N/A |
| Walks | N/A |
| Hit By Pitch | N/A |
| Sacrifice Flies | N/A |
| Sac Hits | N/A |
| At Bats | N/A |
| Stolen Bases | N/A |
| Putouts | N/A |
| Assists | N/A |

CAREER HIGHS

| | |
|-----------------|-----|
| Hits | N/A |
| Doubles | N/A |
| Triples | N/A |
| Home Runs | N/A |
| Total Bases | N/A |
| RBI's | N/A |
| Runs Scored | N/A |
| Walks | N/A |
| Hit By Pitch | N/A |
| Sacrifice Flies | N/A |
| Sac Hits | N/A |
| At Bats | N/A |
| Stolen Bases | N/A |
| Putouts | N/A |
| Assists | N/A |

Complete bio

Freshman Season (2024)

- A three-time District 6-6A Offensive Player of the Year.
- Helped HS team reach the 2022 TSWAA 6A All-State tournament.
- Placed on 2023 DFW FP All-Metroplex Team and the 2023 Softball Live's Texas All-State team.
- Played club for Texas Glory and won multiple tournament, including the 2023 18U TFL Summer Championship.

2024 SEASON GAME-BY-GAME

EDWARDS' CAREER STATS



ALI NEWLAND

44

Outfield/Catcher • 5-4 • Senior • L/R • 3L • Bremen, Ga. (Bremen HS)

SEASON HIGHS

| | |
|-----------------|-----|
| Hits | N/A |
| Doubles | N/A |
| Triples | N/A |
| Home Runs | N/A |
| Total Bases | N/A |
| RBIs | N/A |
| Runs Scored | N/A |
| Walks | N/A |
| Hit By Pitch | N/A |
| Sacrifice Flies | N/A |
| Sac Hits | N/A |
| At Bats | N/A |
| Stolen Bases | N/A |
| Putouts | N/A |
| Assists | N/A |
| Runners CS | N/A |

CAREER HIGHS

| | |
|-----------------|---|
| Hits | 3, Six Times |
| Doubles | 2, #8 Kentucky (04/02/22) |
| Triples | 1, Purdue (02/27/22) vs. #15 Missouri (05/13/21) |
| Home Runs | 1, 16 Times |
| Total Bases | 6, Four Times |
| RBIs | 4, Five Times |
| Runs Scored | 3, at South Carolina (03/11/23) |
| Walks | 2, Five Times |
| Hit By Pitch | 2, New Mexico (02/11/23) |
| Sacrifice Flies | 1, at Ole Miss (03/25/23) Ohio (02/17/23) |
| Sac Hits | 1, Four Times |
| At Bats | 5, vs. Ole Miss (05/10/23) at #14 Georgia (04/23/22) |
| Stolen Bases | 1, 13 Times |
| Putouts | 11, Three Times |
| Assists | 3, at #21/24 Auburn (04/16/23) Illinois (02/13/22) |
| Runners CS | 2, at #21 Auburn (04/16/23) |

Complete bio

Senior Season (2024)

- Was a 2023 NFCA South All-Region First Team selection and 2023 All-SEC First Team selection.
- Hit .329 in 2023 behind 54 hits, 38 RBIs and 37 runs. Also had six home runs and was 8-of-8 in stolen bases.
- Had 177 putouts, 12 assists and a .974 fielding percentage playing either in the outfield or at catcher.

2023 SEASON GAME-BY-GAME

| Date | Opponent | Pos | AB | R | H | RBI | 2B | 3B | HR | BB | SB | CS | HBP | SAC | SF | GDP | K | PO | A | E | Avg |
|--------|---------------------|-------|-----|----|----|-----|----|----|----|----|----|----|-----|-----|----|-----|----|-----|----|---|------|
| Feb 10 | NEW MEXICO | *of | 3 | 1 | 2 | 1 | 0 | 0 | 0 | 1 | 0 | 0 | 0 | 0 | 0 | 0 | 0 | 0 | 0 | 0 | .667 |
| Feb 11 | OREGON ST. | *of | 2 | 0 | 1 | 1 | 0 | 0 | 0 | 1 | 0 | 0 | 0 | 0 | 0 | 0 | 0 | 0 | 0 | 0 | .600 |
| Feb 11 | NEW MEXICO | *of | 2 | 1 | 1 | 4 | 0 | 0 | 1 | 0 | 0 | 0 | 2 | 0 | 0 | 0 | 1 | 2 | 0 | 0 | .571 |
| Feb 12 | OREGON ST. | *of | 2 | 0 | 0 | 0 | 0 | 0 | 0 | 1 | 0 | 0 | 0 | 0 | 0 | 0 | 0 | 1 | 0 | 0 | .444 |
| Feb 12 | NICHOLLS | *c/of | 3 | 0 | 0 | 0 | 0 | 0 | 0 | 0 | 0 | 0 | 0 | 0 | 0 | 0 | 1 | 9 | 0 | 0 | .333 |
| Feb 17 | OHIO | *c | 2 | 1 | 1 | 2 | 0 | 0 | 0 | 0 | 0 | 0 | 0 | 0 | 0 | 1 | 0 | 3 | 0 | 0 | .357 |
| Feb 17 | UTAH | *of | 2 | 0 | 0 | 0 | 0 | 0 | 0 | 0 | 0 | 0 | 0 | 1 | 0 | 1 | 1 | 4 | 0 | 0 | .312 |
| Feb 18 | UTAH | *of | 3 | 0 | 0 | 0 | 0 | 0 | 0 | 0 | 0 | 0 | 0 | 0 | 0 | 0 | 2 | 1 | 0 | 0 | .263 |
| Feb 18 | CENTRAL ARK. | *of | 2 | 0 | 0 | 0 | 0 | 0 | 0 | 0 | 0 | 0 | 0 | 0 | 0 | 0 | 0 | 0 | 1 | 0 | .238 |
| Feb 19 | CENTRAL ARK. | *of | 0 | 0 | 0 | 0 | 0 | 0 | 0 | 0 | 0 | 0 | 0 | 0 | 0 | 0 | 0 | 0 | 0 | 0 | .238 |
| Feb 21 | at Louisiana Tech | *of | 3 | 1 | 1 | 0 | 0 | 0 | 0 | 0 | 0 | 0 | 0 | 0 | 0 | 0 | 0 | 1 | 0 | 0 | .250 |
| Feb 22 | at ULL | *of | 3 | 1 | 0 | 0 | 0 | 0 | 0 | 2 | 0 | 0 | 0 | 0 | 0 | 0 | 0 | 0 | 0 | 0 | .222 |
| Feb 24 | A&M-CORPUS CHRIS | *c | 3 | 0 | 1 | 1 | 0 | 0 | 0 | 0 | 0 | 0 | 0 | 0 | 0 | 0 | 0 | 7 | 0 | 0 | .233 |
| Feb 25 | ULL | *of | 3 | 0 | 0 | 0 | 0 | 0 | 0 | 0 | 0 | 0 | 0 | 0 | 0 | 0 | 1 | 2 | 0 | 0 | .212 |
| Feb 25 | A&M-CORPUS CHRIS | *c | 1 | 1 | 1 | 1 | 0 | 0 | 0 | 1 | 0 | 0 | 0 | 0 | 0 | 0 | 0 | 5 | 0 | 0 | .235 |
| Feb 26 | at ULL | *of | 0 | 0 | 0 | 0 | 0 | 0 | 0 | 0 | 0 | 0 | 0 | 0 | 0 | 0 | 0 | 1 | 0 | 0 | .235 |
| Mar 03 | vs Michigan | *of | 3 | 0 | 0 | 0 | 0 | 0 | 0 | 0 | 0 | 0 | 0 | 0 | 0 | 0 | 0 | 2 | 0 | 0 | .216 |
| Mar 03 | vs Loyola Marymount | *c | 1 | 1 | 1 | 1 | 1 | 0 | 0 | 1 | 0 | 0 | 1 | 0 | 0 | 0 | 0 | 10 | 0 | 0 | .237 |
| Mar 04 | vs Minnesota | *of | 3 | 0 | 1 | 0 | 1 | 0 | 0 | 0 | 0 | 0 | 0 | 0 | 0 | 0 | 0 | 0 | 0 | 0 | .244 |
| Mar 04 | vs San Jose St. | *c | 4 | 2 | 3 | 3 | 0 | 0 | 0 | 1 | 0 | 0 | 0 | 0 | 0 | 0 | 0 | 4 | 0 | 0 | .289 |
| Mar 05 | vs Cal Poly | *of | 3 | 1 | 1 | 2 | 0 | 0 | 1 | 0 | 0 | 0 | 0 | 0 | 0 | 0 | 0 | 0 | 0 | 0 | .292 |
| Mar 11 | at South Carolina | *of | 4 | 3 | 3 | 0 | 0 | 0 | 0 | 0 | 0 | 0 | 0 | 0 | 0 | 0 | 0 | 1 | 0 | 0 | .327 |
| Mar 13 | at South Carolina-1 | *of | 2 | 0 | 1 | 1 | 1 | 0 | 0 | 1 | 0 | 0 | 0 | 0 | 0 | 0 | 1 | 1 | 0 | 0 | .333 |
| Mar 13 | at South Carolina-2 | *of | 4 | 1 | 2 | 0 | 0 | 0 | 0 | 0 | 0 | 0 | 0 | 0 | 0 | 0 | 2 | 2 | 0 | 0 | .345 |
| Mar 15 | at Southeastern | *of | 3 | 1 | 1 | 1 | 0 | 0 | 0 | 1 | 0 | 0 | 0 | 0 | 0 | 0 | 1 | 0 | 0 | 0 | .344 |
| Mar 17 | TENNESSEE | *of | 3 | 0 | 1 | 0 | 0 | 0 | 0 | 0 | 0 | 0 | 0 | 0 | 0 | 0 | 1 | 1 | 0 | 0 | .344 |
| Mar 18 | TENNESSEE | *c | 3 | 0 | 0 | 0 | 0 | 0 | 0 | 0 | 0 | 0 | 0 | 0 | 0 | 0 | 1 | 5 | 0 | 0 | .328 |
| Mar 19 | TENNESSEE | *c | 3 | 1 | 0 | 0 | 0 | 0 | 0 | 0 | 0 | 0 | 1 | 0 | 0 | 0 | 1 | 8 | 0 | 1 | .314 |
| Mar 21 | MCNEESE | *of | 3 | 1 | 1 | 1 | 0 | 0 | 0 | 1 | 0 | 0 | 0 | 0 | 0 | 0 | 0 | 2 | 0 | 0 | .315 |
| Mar 24 | at Ole Miss | *of | 4 | 0 | 1 | 1 | 0 | 0 | 0 | 0 | 0 | 0 | 0 | 0 | 0 | 0 | 0 | 0 | 0 | 0 | .312 |
| Mar 25 | at Ole Miss | *of | 2 | 0 | 0 | 1 | 0 | 0 | 0 | 0 | 0 | 0 | 0 | 0 | 1 | 0 | 0 | 0 | 0 | 0 | .304 |
| Mar 26 | at Ole Miss | *of | 3 | 1 | 2 | 0 | 1 | 0 | 0 | 1 | 0 | 0 | 0 | 0 | 0 | 0 | 1 | 1 | 0 | 0 | .317 |
| Mar 30 | BYU | *c | 3 | 0 | 0 | 0 | 0 | 0 | 0 | 0 | 0 | 0 | 0 | 0 | 0 | 1 | 10 | 0 | 0 | 0 | .306 |
| Mar 31 | NC STATE | *of | 3 | 2 | 0 | 0 | 0 | 0 | 0 | 1 | 1 | 0 | 0 | 0 | 0 | 0 | 0 | 3 | 0 | 0 | .295 |
| Mar 31 | BYU | *of/c | 2 | 1 | 1 | 0 | 0 | 0 | 0 | 0 | 1 | 0 | 0 | 1 | 0 | 0 | 0 | 4 | 1 | 0 | .300 |
| Apr 01 | LOUISIANA TECH | *c | 2 | 1 | 0 | 0 | 0 | 0 | 0 | 1 | 0 | 0 | 0 | 0 | 0 | 0 | 0 | 6 | 0 | 0 | .293 |
| Apr 02 | NC STATE | *of | 4 | 0 | 0 | 0 | 0 | 0 | 0 | 0 | 0 | 0 | 0 | 0 | 0 | 0 | 0 | 1 | 1 | 0 | .281 |
| Apr 06 | MISSOURI | *of | 4 | 0 | 0 | 0 | 0 | 0 | 0 | 0 | 0 | 0 | 0 | 0 | 0 | 0 | 0 | 0 | 0 | 0 | .270 |
| Apr 07 | MISSOURI | *c | 3 | 1 | 2 | 0 | 0 | 0 | 0 | 1 | 0 | 0 | 0 | 0 | 0 | 0 | 0 | 3 | 0 | 0 | .282 |
| Apr 08 | MISSOURI | *c | 3 | 1 | 2 | 2 | 1 | 0 | 1 | 0 | 0 | 0 | 0 | 0 | 0 | 0 | 0 | 1 | 0 | 0 | .292 |
| Apr 11 | OKLAHOMA | *c | 3 | 0 | 1 | 0 | 0 | 0 | 0 | 0 | 0 | 0 | 0 | 0 | 0 | 0 | 0 | 4 | 0 | 0 | .294 |
| Apr 14 | at Auburn | *c | 2 | 1 | 1 | 2 | 0 | 0 | 1 | 0 | 0 | 0 | 0 | 0 | 1 | 0 | 0 | 1 | 6 | 0 | .297 |
| Apr 15 | at Auburn | *c | 3 | 1 | 1 | 0 | 0 | 0 | 0 | 0 | 0 | 0 | 0 | 0 | 0 | 0 | 0 | 5 | 1 | 0 | .298 |
| Apr 16 | at Auburn | *c | 2 | 0 | 1 | 0 | 0 | 0 | 0 | 2 | 0 | 0 | 0 | 0 | 0 | 0 | 0 | 7 | 3 | 0 | .302 |
| Apr 18 | at McNeese | *of | 3 | 1 | 1 | 0 | 0 | 0 | 0 | 1 | 0 | 0 | 0 | 0 | 0 | 0 | 0 | 0 | 0 | 0 | .303 |
| Apr 21 | MISSISSIPPI ST. | *c | 2 | 0 | 1 | 2 | 1 | 0 | 0 | 1 | 0 | 0 | 1 | 0 | 0 | 0 | 0 | 8 | 0 | 0 | .306 |
| Apr 22 | MISSISSIPPI ST. | *c | 4 | 1 | 2 | 3 | 0 | 0 | 0 | 0 | 0 | 0 | 0 | 0 | 0 | 0 | 0 | 1 | 0 | 0 | .312 |
| Apr 23 | MISSISSIPPI ST. | *c | 4 | 2 | 2 | 1 | 0 | 0 | 1 | 0 | 0 | 0 | 0 | 0 | 0 | 0 | 0 | 8 | 0 | 0 | .318 |
| Apr 28 | at Alabama | *c | 3 | 0 | 0 | 0 | 0 | 0 | 0 | 0 | 0 | 0 | 0 | 0 | 0 | 0 | 2 | 2 | 1 | 1 | .311 |
| Apr 29 | at Alabama | *of | 4 | 2 | 2 | 0 | 0 | 0 | 0 | 0 | 0 | 0 | 0 | 0 | 0 | 0 | 1 | 3 | 0 | 0 | .316 |
| Apr 30 | at Alabama | *c | 3 | 0 | 0 | 0 | 0 | 0 | 0 | 0 | 0 | 0 | 0 | 0 | 0 | 0 | 1 | 2 | 1 | 0 | .309 |
| May 05 | GEORGIA | *c | 3 | 1 | 3 | 0 | 1 | 0 | 0 | 0 | 1 | 0 | 0 | 0 | 0 | 0 | 0 | 7 | 0 | 0 | .324 |
| May 07 | GEORGIA-1 | *of | 3 | 1 | 1 | 0 | 1 | 0 | 0 | 0 | 0 | 0 | 0 | 0 | 0 | 0 | 0 | 1 | 0 | 0 | .324 |
| May 07 | GEORGIA-2 | *c | 4 | 1 | 3 | 3 | 1 | 0 | 0 | 0 | 1 | 0 | 0 | 0 | 0 | 0 | 0 | 3 | 0 | 0 | .336 |
| May 10 | vs Ole Miss | *c | 5 | 0 | 1 | 0 | 0 | 0 | 0 | 0 | 0 | 0 | 0 | 0 | 0 | 0 | 0 | 9 | 2 | 0 | .331 |
| May 19 | vs Prairie View | *of | 2 | 1 | 2 | 2 | 0 | 0 | 1 | 0 | 1 | 0 | 1 | 0 | 0 | 0 | 0 | 0 | 0 | 1 | .340 |
| May 20 | vs ULL | *c | 2 | 0 | 1 | 2 | 0 | 0 | 0 | 0 | 1 | 0 | 1 | 0 | 0 | 0 | 0 | 5 | 1 | 1 | .342 |
| May 21 | vs ULL | *c | 3 | 0 | 0 | 0 | 0 | 0 | 0 | 0 | 0 | 0 | 0 | 0 | 0 | 0 | 0 | 3 | 1 | 0 | .335 |
| May 21 | vs ULL | *c | 3 | 1 | 0 | 0 | 0 | 0 | 0 | 1 | 0 | 0 | 0 | 0 | 0 | 0 | 1 | 2 | 0 | 0 | .329 |
| Totals | | 57gs | 164 | 37 | 54 | 38 | 9 | 0 | 6 | 19 | 8 | 0 | 7 | 3 | 2 | 1 | 24 | 177 | 12 | 5 | .329 |

NEWLAND'S CAREER STATS

| Year | avg | gp-gs | ab | r | h | 2b | 3b | hr | rbi | tb | slg% | bb | hbp | so | gdp | ob% | sf | sh | sb-att | po | a | e | fld% |
|-------|------|---------|-----|----|-----|----|----|----|-----|-----|------|----|-----|----|-----|------|----|----|--------|-----|----|----|-------|
| 2021 | .200 | 25-14 | 40 | 6 | 8 | 1 | 1 | 3 | 8 | 20 | .500 | 7 | 1 | 10 | 0 | .333 | 0 | 0 | 0-0 | 9 | 0 | 0 | 1.000 |
| 2022 | .284 | 55-55 | 169 | 26 | 48 | 12 | 1 | 7 | 35 | 83 | .491 | 11 | 4 | 12 | 2 | .342 | 0 | 1 | 5-6 | 135 | 11 | 5 | .967 |
| 2023 | .329 | 59-57 | 164 | 37 | 54 | 9 | 0 | 6 | 38 | 81 | .494 | 19 | 7 | 24 | 1 | .417 | 2 | 3 | 8-8 | 177 | 12 | 5 | .974 |
| TOTAL | .295 | 139-126 | 373 | 69 | 110 | 22 | 2 | 16 | 81 | 184 | .493 | 37 | 12 | 46 | 3 | .375 | 2 | 4 | 13-14 | 321 | 23 | 10 | .972 |



RAELEEN
GUTIERREZ

55

Utility • 5-10 • Graduate Student • L/L • 3L • Upland, Calif. (St. Lucy’s Priory HS)

| SEASON HIGHS | |
|-----------------|-----|
| Hits | N/A |
| Doubles | N/A |
| Triples | N/A |
| Home Runs | N/A |
| Total Bases | N/A |
| RBI's | N/A |
| Runs Scored | N/A |
| Walks | N/A |
| Hit By Pitch | N/A |
| Sacrifice Flies | N/A |
| Sac Hits | N/A |
| At Bats | N/A |
| Stolen Bases | N/A |
| Putouts | N/A |
| Assists | N/A |

| CAREER HIGHS | |
|-----------------|---|
| Hits | 3, Five Times |
| Doubles | 3, Ole Miss (04/03/21) |
| Triples | 1, UL-Lafayette (05/21/23) Utah (02/17/23) |
| Home Runs | 1, Four Times |
| Total Bases | 7, #15 ULL (05/22/21) |
| RBI's | 4 at Southeastern La. (03/16/21) |
| Runs Scored | 3, Three Times |
| Walks | 2 at #14 Kentucky (04/25/21) |
| Hit By Pitch | 1, Four Times |
| Sacrifice Flies | 1, Six Times |
| Sac Hits | 1, Georgia (05/07/23) |
| At Bats | 5 at #19 Missouri (04/11/21) |
| Stolen Bases | 1, 10 Times |
| Putouts | 13, UL-Lafayette (02/25/23) |
| Assists | 2, BYU (03/31/23) vs. Cal Poly (03/05/23) |

Complete bio

Graduate Season (2024)

- Named to 2023 SEC All-Defensive Team.
- Had a .285 batting average with 43 hits, 23 runs and 18 RBIs. Also had 361 putouts and 13 assists.
- Was part of 17 total double plays this season.
- Recorded a career-high 13 putouts against UL-Lafayette (Feb. 25).

2023 SEASON GAME-BY-GAME

| Date | Opponent | Pos | AB | R | H | RBI | 2B | 3B | HR | BB | SB | CS | HBP | SAC | SF | GDP | K | PO | A | E | Avg |
|--------|---------------------|--------|-----|----|----|-----|----|----|----|----|----|----|-----|-----|----|-----|----|-----|----|---|------|
| Feb 10 | NEW MEXICO | pr | 0 | 1 | 0 | 0 | 0 | 0 | 0 | 0 | 0 | 0 | 0 | 0 | 0 | 0 | 0 | 0 | 0 | 0 | .000 |
| Feb 11 | OREGON ST. | 1b | 0 | 0 | 0 | 0 | 0 | 0 | 0 | 0 | 0 | 0 | 0 | 0 | 0 | 0 | 0 | 1 | 0 | 0 | .000 |
| Feb 11 | NEW MEXICO | *1b | 3 | 1 | 1 | 0 | 1 | 0 | 0 | 1 | 0 | 0 | 0 | 0 | 0 | 0 | 0 | 7 | 0 | 0 | .333 |
| Feb 12 | OREGON ST. | *1b | 3 | 0 | 1 | 0 | 0 | 0 | 0 | 0 | 1 | 0 | 0 | 0 | 0 | 0 | 0 | 2 | 0 | 0 | .333 |
| Feb 12 | NICHOLLS | 1b | 0 | 0 | 0 | 0 | 0 | 0 | 0 | 0 | 0 | 0 | 0 | 0 | 0 | 0 | 0 | 2 | 0 | 0 | .333 |
| Feb 17 | UTAH | *1b | 3 | 1 | 2 | 1 | 0 | 1 | 0 | 0 | 0 | 0 | 0 | 0 | 0 | 0 | 0 | 11 | 0 | 0 | .444 |
| Feb 18 | UTAH | *1b | 2 | 0 | 0 | 0 | 0 | 0 | 0 | 0 | 0 | 0 | 0 | 0 | 0 | 0 | 1 | 11 | 0 | 1 | .364 |
| Feb 18 | CENTRAL ARK. | *1b | 1 | 0 | 0 | 0 | 0 | 0 | 0 | 0 | 0 | 0 | 0 | 0 | 0 | 0 | 0 | 11 | 0 | 0 | .333 |
| Feb 19 | CENTRAL ARK. | *1b | 2 | 1 | 1 | 0 | 0 | 0 | 0 | 1 | 0 | 0 | 0 | 0 | 0 | 0 | 0 | 4 | 0 | 0 | .357 |
| Feb 21 | at Louisiana Tech | *1b | 3 | 0 | 0 | 0 | 0 | 0 | 0 | 0 | 0 | 0 | 0 | 0 | 0 | 0 | 0 | 5 | 0 | 1 | .294 |
| Feb 22 | at ULM | *1b | 3 | 0 | 0 | 0 | 0 | 0 | 0 | 0 | 0 | 0 | 0 | 0 | 0 | 0 | 0 | 9 | 0 | 0 | .250 |
| Feb 25 | ULL | *1b | 1 | 0 | 1 | 1 | 0 | 0 | 0 | 1 | 0 | 1 | 0 | 0 | 0 | 0 | 0 | 13 | 0 | 1 | .286 |
| Feb 25 | A&M-CORPUS CHRIS | *1b | 3 | 2 | 1 | 1 | 0 | 0 | 0 | 0 | 0 | 0 | 0 | 0 | 0 | 0 | 1 | 5 | 0 | 0 | .292 |
| Feb 26 | at ULL | *1b | 3 | 0 | 0 | 0 | 0 | 0 | 0 | 0 | 0 | 0 | 0 | 0 | 0 | 0 | 2 | 9 | 1 | 0 | .259 |
| Mar 03 | vs Michigan | *1b | 2 | 0 | 1 | 0 | 0 | 0 | 0 | 0 | 0 | 0 | 0 | 0 | 0 | 0 | 0 | 6 | 0 | 0 | .276 |
| Mar 03 | vs Loyola Marymount | *1b | 3 | 1 | 1 | 0 | 1 | 0 | 0 | 0 | 0 | 0 | 0 | 0 | 0 | 0 | 0 | 8 | 0 | 0 | .281 |
| Mar 04 | vs Minnesota | *1b | 3 | 1 | 1 | 0 | 0 | 0 | 0 | 1 | 0 | 0 | 0 | 0 | 0 | 0 | 1 | 5 | 0 | 0 | .286 |
| Mar 04 | vs San Jose St. | *1b | 4 | 1 | 2 | 1 | 0 | 0 | 0 | 0 | 0 | 0 | 0 | 0 | 1 | 0 | 0 | 7 | 0 | 0 | .308 |
| Mar 05 | vs Cal Poly | *1b | 3 | 2 | 3 | 0 | 1 | 0 | 0 | 0 | 0 | 0 | 0 | 0 | 0 | 0 | 0 | 2 | 2 | 0 | .357 |
| Mar 11 | at South Carolina | *1b | 4 | 1 | 3 | 1 | 2 | 0 | 0 | 0 | 0 | 0 | 0 | 0 | 0 | 0 | 0 | 5 | 0 | 1 | .391 |
| Mar 13 | at South Carolina-1 | *1b | 4 | 0 | 0 | 0 | 0 | 0 | 0 | 0 | 0 | 0 | 0 | 0 | 0 | 0 | 1 | 5 | 0 | 0 | .360 |
| Mar 13 | at South Carolina-2 | *1b | 4 | 0 | 1 | 3 | 0 | 0 | 0 | 0 | 0 | 0 | 0 | 0 | 0 | 0 | 0 | 5 | 0 | 0 | .352 |
| Mar 15 | at Southeastern | *1b | 4 | 1 | 1 | 0 | 1 | 0 | 0 | 0 | 0 | 0 | 0 | 0 | 0 | 0 | 1 | 8 | 1 | 0 | .345 |
| Mar 17 | TENNESSEE | *1b | 3 | 0 | 0 | 0 | 0 | 0 | 0 | 0 | 0 | 0 | 0 | 0 | 0 | 0 | 1 | 6 | 1 | 0 | .328 |
| Mar 18 | TENNESSEE | *1b | 3 | 0 | 0 | 0 | 0 | 0 | 0 | 0 | 0 | 0 | 0 | 0 | 0 | 0 | 2 | 8 | 0 | 0 | .312 |
| Mar 19 | TENNESSEE | *1b/of | 2 | 0 | 0 | 0 | 0 | 0 | 0 | 1 | 0 | 0 | 0 | 0 | 0 | 0 | 0 | 4 | 0 | 0 | .303 |
| Mar 21 | MCNEESE | *1b | 4 | 0 | 0 | 0 | 0 | 0 | 0 | 0 | 0 | 0 | 0 | 0 | 0 | 1 | 1 | 7 | 0 | 0 | .286 |
| Mar 24 | at Ole Miss | *1b | 3 | 0 | 2 | 0 | 0 | 0 | 0 | 0 | 0 | 0 | 0 | 0 | 0 | 0 | 0 | 4 | 1 | 0 | .301 |
| Mar 25 | at Ole Miss | *1b | 2 | 0 | 0 | 1 | 0 | 0 | 0 | 0 | 0 | 0 | 0 | 0 | 1 | 0 | 0 | 8 | 0 | 0 | .293 |
| Mar 26 | at Ole Miss | *1b | 3 | 0 | 2 | 2 | 0 | 0 | 0 | 0 | 0 | 0 | 0 | 0 | 0 | 0 | 0 | 3 | 0 | 0 | .308 |
| Mar 30 | BYU | *1b | 2 | 1 | 1 | 0 | 0 | 0 | 0 | 1 | 0 | 0 | 0 | 0 | 0 | 0 | 0 | 7 | 0 | 1 | .312 |
| Mar 31 | NC STATE | *1b | 4 | 1 | 2 | 2 | 1 | 0 | 0 | 0 | 0 | 0 | 0 | 0 | 0 | 0 | 0 | 3 | 0 | 0 | .321 |
| Mar 31 | BYU | *1b | 2 | 1 | 1 | 3 | 1 | 0 | 0 | 0 | 0 | 0 | 0 | 0 | 1 | 0 | 0 | 4 | 2 | 0 | .326 |
| Apr 01 | LOUISIANA TECH | *1b | 3 | 1 | 1 | 0 | 0 | 0 | 0 | 0 | 1 | 0 | 0 | 0 | 0 | 0 | 0 | 9 | 0 | 0 | .326 |
| Apr 02 | NC STATE | *1b | 3 | 1 | 2 | 1 | 0 | 0 | 1 | 0 | 0 | 0 | 0 | 0 | 0 | 0 | 0 | 3 | 0 | 0 | .337 |
| Apr 06 | MISSOURI | *1b | 3 | 0 | 0 | 0 | 0 | 0 | 0 | 1 | 0 | 0 | 0 | 0 | 0 | 0 | 0 | 9 | 0 | 0 | .326 |
| Apr 07 | MISSOURI | *1b | 3 | 0 | 1 | 0 | 0 | 0 | 0 | 0 | 0 | 0 | 0 | 0 | 0 | 0 | 0 | 6 | 0 | 0 | .327 |
| Apr 08 | MISSOURI | *1b | 2 | 0 | 1 | 0 | 0 | 0 | 0 | 1 | 0 | 0 | 0 | 0 | 0 | 0 | 0 | 8 | 0 | 0 | .330 |
| Apr 11 | OKLAHOMA | *1b | 3 | 0 | 0 | 0 | 0 | 0 | 0 | 0 | 0 | 0 | 0 | 0 | 0 | 1 | 2 | 10 | 0 | 1 | .320 |
| Apr 14 | at Auburn | *1b | 3 | 0 | 0 | 0 | 0 | 0 | 0 | 0 | 0 | 0 | 0 | 0 | 0 | 0 | 0 | 6 | 0 | 0 | .311 |
| Apr 15 | at Auburn | *1b | 2 | 1 | 1 | 0 | 0 | 0 | 0 | 1 | 0 | 0 | 0 | 0 | 0 | 0 | 0 | 12 | 0 | 0 | .315 |
| Apr 16 | at Auburn | *1b | 3 | 0 | 0 | 0 | 0 | 0 | 0 | 0 | 0 | 0 | 0 | 0 | 0 | 0 | 1 | 9 | 0 | 0 | .306 |
| Apr 18 | at McNeese | *1b | 3 | 0 | 1 | 1 | 0 | 0 | 0 | 0 | 0 | 0 | 0 | 0 | 0 | 0 | 0 | 6 | 0 | 1 | .307 |
| Apr 21 | MISSISSIPPI ST. | *1b | 3 | 0 | 0 | 0 | 0 | 0 | 0 | 0 | 0 | 0 | 0 | 0 | 0 | 0 | 0 | 6 | 1 | 0 | .299 |
| Apr 22 | MISSISSIPPI ST. | *1b | 2 | 1 | 1 | 0 | 0 | 0 | 0 | 1 | 1 | 0 | 0 | 0 | 0 | 0 | 0 | 3 | 0 | 0 | .303 |
| Apr 23 | MISSISSIPPI ST. | *1b | 2 | 0 | 1 | 0 | 0 | 0 | 0 | 1 | 0 | 0 | 0 | 0 | 0 | 0 | 0 | 1 | 1 | 0 | .306 |
| Apr 28 | at Alabama | *1b | 2 | 0 | 0 | 0 | 0 | 0 | 0 | 0 | 0 | 0 | 0 | 0 | 0 | 0 | 0 | 6 | 0 | 0 | .301 |
| Apr 29 | at Alabama | *1b | 4 | 0 | 0 | 0 | 0 | 0 | 0 | 0 | 0 | 0 | 0 | 0 | 0 | 0 | 0 | 11 | 1 | 0 | .291 |
| Apr 30 | at Alabama | *1b | 2 | 0 | 1 | 0 | 0 | 0 | 0 | 0 | 0 | 0 | 0 | 0 | 0 | 0 | 0 | 8 | 0 | 0 | .295 |
| May 05 | GEORGIA | *1b | 3 | 0 | 0 | 0 | 0 | 0 | 0 | 0 | 0 | 0 | 0 | 0 | 0 | 0 | 0 | 6 | 0 | 0 | .288 |
| May 07 | GEORGIA-1 | *1b | 1 | 0 | 0 | 0 | 0 | 0 | 0 | 0 | 0 | 0 | 0 | 1 | 0 | 0 | 0 | 7 | 0 | 0 | .286 |
| May 07 | GEORGIA-2 | *1b | 3 | 0 | 1 | 0 | 0 | 0 | 0 | 0 | 0 | 0 | 0 | 0 | 0 | 0 | 0 | 5 | 1 | 0 | .287 |
| May 10 | vs Ole Miss | *1b | 3 | 0 | 0 | 0 | 0 | 0 | 0 | 0 | 0 | 0 | 0 | 0 | 0 | 0 | 0 | 7 | 0 | 0 | .281 |
| May 19 | vs Prairie View | *1b | 2 | 2 | 2 | 0 | 0 | 0 | 0 | 0 | 1 | 0 | 0 | 0 | 0 | 0 | 0 | 2 | 0 | 0 | .291 |
| May 20 | vs ULL | *1b | 3 | 0 | 0 | 0 | 0 | 0 | 0 | 0 | 0 | 0 | 0 | 0 | 0 | 0 | 0 | 7 | 1 | 0 | .285 |
| May 21 | vs ULL | *1b | 3 | 1 | 1 | 0 | 0 | 1 | 0 | 0 | 0 | 0 | 0 | 0 | 0 | 0 | 0 | 7 | 0 | 0 | .286 |
| May 21 | vs ULL | *1b | 4 | 0 | 1 | 0 | 0 | 0 | 0 | 0 | 0 | 0 | 0 | 0 | 0 | 0 | 0 | 12 | 0 | 0 | .285 |
| Totals | | 54gs | 151 | 23 | 43 | 18 | 8 | 2 | 1 | 11 | 4 | 0 | 1 | 1 | 3 | 2 | 14 | 361 | 13 | 7 | .285 |

GUTIERREZ'S CAREER STATS

| Year | avg | gp-gs | ab | r | h | 2b | 3b | hr | rbi | tb | slg% | bb | hbp | so | gdp | ob% | sf | sh | sb-att | po | a | e | fld% |
|-------|------|---------|-----|----|----|----|----|----|-----|-----|------|----|-----|----|-----|------|----|----|--------|-----|----|----|-------|
| 2020 | .400 | 22-5 | 15 | 8 | 6 | 2 | 0 | 0 | 4 | 8 | .533 | 1 | 0 | 1 | 0 | .438 | 0 | 0 | 0-1 | 49 | 0 | 0 | 1.000 |
| 2021 | .250 | 52-37 | 104 | 16 | 26 | 7 | 0 | 3 | 18 | 42 | .404 | 15 | 1 | 12 | 1 | .341 | 3 | 0 | 4-4 | 195 | 10 | 3 | .986 |
| 2022 | .192 | 42-20 | 52 | 12 | 10 | 3 | 0 | 0 | 7 | 13 | .250 | 1 | 2 | 11 | 0 | .236 | 0 | 0 | 2-2 | 112 | 4 | 0 | 1.000 |
| 2023 | .285 | 57-54 | 151 | 23 | 43 | 8 | 2 | 1 | 18 | 58 | .384 | 11 | 1 | 14 | 2 | .331 | 3 | 1 | 4-4 | 361 | 13 | 7 | .982 |
| TOTAL | .264 | 173-116 | 322 | 59 | 85 | 20 | 2 | 4 | 47 | 121 | .376 | 28 | 4 | 38 | 3 | .325 | 6 | 1 | 10-11 | 717 | 27 | 10 | .987 |



CIARA BRIGGS

88

Outfield • 5-5 • Graduate Student • L/R • 3L • Yorba Linda, Calif. (Orange Lutheran HS)

SEASON HIGHS

| | |
|-----------------|-----|
| Hits | N/A |
| Doubles | N/A |
| Triples | N/A |
| Home Runs | N/A |
| Total Bases | N/A |
| RBI's | N/A |
| Runs Scored | N/A |
| Walks | N/A |
| Hit By Pitch | N/A |
| Sacrifice Flies | N/A |
| Sac Hits | N/A |
| At Bats | N/A |
| Stolen Bases | N/A |
| Putouts | N/A |
| Assists | N/A |

CAREER HIGHS

| | |
|-----------------|--|
| Hits | 3, 11 Times |
| Doubles | 1, 23 Times |
| Triples | 1, Seven Times |
| Home Runs | 1, Eight Times |
| Total Bases | 5, Six Times |
| RBI's | 4, BYU (03/31/23) A&M-Corpus Christi (02/25/23) |
| Runs Scored | 3, Six Times |
| Walks | 3, at Southeastern La. (03/15/23) #10 Oklahoma St. (02/26/21) |
| Hit By Pitch | 1, Belmont (02/22/20) |
| Sacrifice Flies | 1 at Texas (03/19/22) #2 Alabama (03/13/22) |
| Sac Hits | 1, 17 Times |
| At Bats | 5, Seven Times |
| Stolen Bases | 3, Illinois State (03/08/20) |
| Putouts | 5, Missouri (04/07/23) at Mississippi St. (05/06/22) |
| Assists | 2, at #20 Texas (03/19/22) at Alabama (02/20/21) |

Complete bio

Graduate Season (2024)

- Is a two-time back-to-back Rawlings Gold Glove Award winner (2022, 2023).
- Selected 2023 NFCA South All-Region First Team, All-SEC Second Team and SEC All-Defensive Team.
- In the outfield, she recorded 83 putouts and four assists with no errors.
- Had a .347 batting average behind 68 hits scored 46 runs and has 24 RBIs and two grand slams.
- Enters 2024 season ranked No. 7 all-time with a career .356 batting average and .990 fielding percentage.

2023 SEASON GAME-BY-GAME

| Date | Opponent | Pos | AB | R | H | RBI | 2B | 3B | HR | BB | SB | CS | HBP | SAC | SF | GDP | K | PO | A | E | Avg | |
|--------|---------------------|-----|------|-----|----|-----|----|----|----|----|----|----|-----|-----|----|-----|---|----|----|---|------|------|
| Feb 10 | NEW MEXICO | *of | 3 | 2 | 2 | 0 | 0 | 0 | 0 | 1 | 0 | 0 | 0 | 0 | 0 | 0 | 0 | 0 | 0 | 0 | .667 | |
| Feb 11 | OREGON ST. | *of | 2 | 3 | 1 | 0 | 0 | 0 | 2 | 0 | 0 | 0 | 0 | 0 | 0 | 0 | 1 | 1 | 0 | 0 | .600 | |
| Feb 11 | NEW MEXICO | *of | 4 | 2 | 1 | 0 | 0 | 0 | 0 | 1 | 0 | 0 | 0 | 0 | 0 | 0 | 1 | 2 | 0 | 0 | .444 | |
| Feb 12 | OREGON ST. | *of | 4 | 1 | 2 | 0 | 0 | 0 | 0 | 0 | 1 | 0 | 0 | 0 | 0 | 0 | 1 | 1 | 0 | 0 | .462 | |
| Feb 12 | NICHOLLS | *of | 4 | 2 | 2 | 0 | 0 | 0 | 0 | 0 | 0 | 1 | 0 | 0 | 0 | 0 | 0 | 1 | 0 | 0 | .471 | |
| Feb 17 | OHIO | *of | 3 | 2 | 2 | 0 | 1 | 0 | 0 | 1 | 0 | 0 | 0 | 0 | 0 | 0 | 0 | 1 | 0 | 0 | .500 | |
| Feb 17 | UTAH | *of | 4 | 1 | 1 | 1 | 1 | 0 | 0 | 0 | 0 | 0 | 0 | 0 | 0 | 0 | 1 | 0 | 0 | 0 | .458 | |
| Feb 18 | UTAH | *of | 3 | 0 | 0 | 0 | 0 | 0 | 0 | 0 | 0 | 0 | 0 | 0 | 0 | 0 | 2 | 1 | 0 | 0 | .407 | |
| Feb 18 | CENTRAL ARK. | *of | 2 | 0 | 0 | 0 | 0 | 0 | 0 | 0 | 0 | 0 | 0 | 1 | 0 | 0 | 0 | 0 | 0 | 0 | .379 | |
| Feb 19 | CENTRAL ARK. | *of | 4 | 1 | 3 | 1 | 0 | 0 | 0 | 0 | 0 | 0 | 0 | 0 | 0 | 0 | 1 | 0 | 0 | 0 | .424 | |
| Feb 21 | at Louisiana Tech | *of | 3 | 0 | 2 | 0 | 0 | 0 | 0 | 1 | 0 | 0 | 0 | 0 | 0 | 0 | 0 | 1 | 0 | 0 | .444 | |
| Feb 22 | at ULM | *of | 4 | 2 | 2 | 0 | 0 | 0 | 0 | 1 | 1 | 0 | 0 | 0 | 0 | 0 | 0 | 0 | 0 | 0 | .450 | |
| Feb 24 | A&M-CORPUS CHRIS | *of | 3 | 2 | 1 | 0 | 0 | 0 | 0 | 0 | 1 | 0 | 0 | 0 | 0 | 0 | 0 | 1 | 0 | 0 | .442 | |
| Feb 25 | ULL | *of | 3 | 0 | 1 | 0 | 0 | 0 | 0 | 0 | 1 | 0 | 0 | 1 | 0 | 0 | 0 | 1 | 0 | 0 | .435 | |
| Feb 25 | A&M-CORPUS CHRIS | *of | 2 | 2 | 2 | 4 | 0 | 0 | 1 | 0 | 0 | 0 | 0 | 0 | 0 | 0 | 0 | 0 | 0 | 0 | .458 | |
| Feb 26 | at ULL | *of | 3 | 1 | 1 | 0 | 0 | 0 | 0 | 1 | 0 | 0 | 0 | 0 | 0 | 0 | 0 | 2 | 0 | 0 | .451 | |
| Mar 03 | vs Michigan | *of | 3 | 0 | 1 | 0 | 0 | 0 | 0 | 0 | 1 | 0 | 0 | 0 | 0 | 0 | 0 | 1 | 1 | 0 | .444 | |
| Mar 03 | vs Loyola Marymount | *of | 4 | 0 | 2 | 3 | 1 | 0 | 0 | 0 | 0 | 0 | 0 | 0 | 0 | 0 | 0 | 0 | 0 | 0 | .448 | |
| Mar 04 | vs Minnesota | *of | 3 | 1 | 1 | 0 | 1 | 0 | 0 | 1 | 0 | 0 | 0 | 0 | 0 | 0 | 0 | 2 | 0 | 0 | .443 | |
| Mar 04 | vs San Jose St. | *of | 5 | 1 | 2 | 1 | 1 | 0 | 0 | 0 | 0 | 0 | 0 | 0 | 0 | 0 | 1 | 3 | 0 | 0 | .439 | |
| Mar 05 | vs Cal Poly | *of | 3 | 1 | 1 | 1 | 0 | 0 | 0 | 1 | 0 | 0 | 0 | 0 | 0 | 0 | 0 | 2 | 0 | 0 | .435 | |
| Mar 11 | at South Carolina | *of | 4 | 0 | 1 | 0 | 0 | 0 | 0 | 1 | 0 | 0 | 0 | 0 | 0 | 0 | 1 | 2 | 0 | 0 | .425 | |
| Mar 13 | at South Carolina-1 | *of | 4 | 0 | 2 | 0 | 0 | 0 | 0 | 0 | 0 | 0 | 0 | 0 | 0 | 0 | 1 | 0 | 0 | 0 | .429 | |
| Mar 13 | at South Carolina-2 | *of | 4 | 0 | 0 | 0 | 0 | 0 | 0 | 0 | 0 | 0 | 0 | 0 | 0 | 0 | 2 | 0 | 0 | 0 | .407 | |
| Mar 15 | at Southeastern | *of | 2 | 2 | 0 | 0 | 0 | 0 | 0 | 3 | 0 | 0 | 0 | 0 | 0 | 0 | 0 | 0 | 0 | 0 | .398 | |
| Mar 17 | TENNESSEE | *of | 3 | 0 | 0 | 0 | 0 | 0 | 0 | 0 | 0 | 0 | 0 | 0 | 0 | 0 | 2 | 1 | 0 | 0 | .384 | |
| Mar 18 | TENNESSEE | *of | 3 | 0 | 1 | 0 | 0 | 0 | 0 | 0 | 0 | 0 | 0 | 0 | 0 | 0 | 0 | 1 | 0 | 0 | .382 | |
| Mar 19 | TENNESSEE | *of | 4 | 0 | 0 | 0 | 0 | 0 | 0 | 0 | 0 | 0 | 0 | 0 | 0 | 0 | 0 | 2 | 0 | 0 | .366 | |
| Mar 21 | MCNEESE | *of | 3 | 0 | 1 | 2 | 0 | 0 | 0 | 1 | 0 | 0 | 0 | 0 | 0 | 0 | 0 | 1 | 0 | 0 | .365 | |
| Mar 24 | at Ole Miss | *of | 3 | 0 | 1 | 0 | 0 | 0 | 0 | 1 | 0 | 0 | 0 | 0 | 0 | 0 | 0 | 4 | 0 | 0 | .364 | |
| Mar 25 | at Ole Miss | *of | 3 | 0 | 1 | 0 | 0 | 0 | 0 | 0 | 0 | 0 | 0 | 0 | 0 | 0 | 1 | 1 | 0 | 0 | .363 | |
| Mar 26 | at Ole Miss | *of | 2 | 0 | 1 | 0 | 0 | 0 | 0 | 2 | 0 | 1 | 0 | 0 | 0 | 0 | 1 | 4 | 0 | 0 | .365 | |
| Mar 30 | BYU | *of | 4 | 0 | 0 | 0 | 0 | 0 | 0 | 0 | 0 | 0 | 0 | 0 | 0 | 0 | 1 | 1 | 0 | 0 | .352 | |
| Mar 31 | NC STATE | *of | 4 | 1 | 2 | 0 | 0 | 0 | 0 | 0 | 1 | 0 | 0 | 0 | 0 | 0 | 0 | 1 | 0 | 0 | .357 | |
| Mar 31 | BYU | *of | 3 | 2 | 2 | 4 | 0 | 0 | 1 | 0 | 1 | 0 | 0 | 0 | 0 | 0 | 0 | 0 | 0 | 0 | .365 | |
| Apr 01 | LOUISIANA TECH | *of | 3 | 1 | 1 | 2 | 0 | 0 | 0 | 1 | 0 | 0 | 0 | 0 | 0 | 0 | 0 | 0 | 0 | 0 | .364 | |
| Apr 02 | NC STATE | *of | 2 | 0 | 1 | 0 | 0 | 0 | 0 | 0 | 1 | 0 | 0 | 0 | 0 | 0 | 0 | 3 | 0 | 0 | .367 | |
| Apr 06 | MISSOURI | *of | 3 | 0 | 0 | 0 | 0 | 0 | 0 | 0 | 0 | 1 | 1 | 0 | 0 | 0 | 0 | 2 | 0 | 0 | .358 | |
| Apr 07 | MISSOURI | *of | 3 | 0 | 1 | 0 | 0 | 0 | 0 | 0 | 0 | 1 | 0 | 0 | 0 | 0 | 0 | 5 | 0 | 0 | .357 | |
| Apr 08 | MISSOURI | *of | 3 | 1 | 1 | 0 | 0 | 0 | 0 | 0 | 0 | 0 | 0 | 0 | 0 | 0 | 1 | 2 | 0 | 0 | .357 | |
| Apr 11 | OKLAHOMA | *of | 3 | 0 | 0 | 0 | 0 | 0 | 0 | 0 | 0 | 0 | 0 | 0 | 0 | 0 | 2 | 1 | 0 | 0 | .348 | |
| Apr 14 | at Auburn | *of | 3 | 1 | 2 | 0 | 0 | 0 | 0 | 0 | 0 | 0 | 0 | 0 | 0 | 0 | 0 | 2 | 0 | 0 | .356 | |
| Apr 15 | at Auburn | *of | 3 | 0 | 0 | 0 | 0 | 0 | 0 | 0 | 0 | 0 | 0 | 0 | 0 | 0 | 0 | 2 | 0 | 0 | .348 | |
| Apr 16 | at Auburn | *of | 4 | 0 | 1 | 0 | 0 | 0 | 0 | 0 | 0 | 0 | 0 | 0 | 0 | 0 | 0 | 1 | 0 | 0 | .345 | |
| Apr 18 | at McNeese | *of | 4 | 1 | 1 | 0 | 0 | 0 | 0 | 0 | 0 | 0 | 0 | 0 | 0 | 0 | 0 | 3 | 0 | 0 | .342 | |
| Apr 21 | MISSISSIPPI ST. | *of | 4 | 1 | 2 | 0 | 0 | 0 | 0 | 0 | 1 | 0 | 0 | 0 | 0 | 0 | 0 | 1 | 0 | 0 | .347 | |
| Apr 22 | MISSISSIPPI ST. | *of | 4 | 1 | 1 | 1 | 0 | 0 | 0 | 1 | 0 | 0 | 0 | 0 | 0 | 0 | 1 | 2 | 1 | 0 | .344 | |
| Apr 23 | MISSISSIPPI ST. | *of | 4 | 1 | 2 | 0 | 0 | 0 | 0 | 0 | 0 | 0 | 0 | 0 | 0 | 0 | 0 | 1 | 0 | 0 | .348 | |
| Apr 28 | at Alabama | *of | 3 | 0 | 2 | 0 | 0 | 0 | 0 | 0 | 0 | 1 | 0 | 0 | 0 | 0 | 0 | 3 | 0 | 0 | .354 | |
| Apr 29 | at Alabama | *of | 4 | 1 | 2 | 1 | 1 | 0 | 0 | 0 | 0 | 0 | 0 | 0 | 0 | 0 | 0 | 0 | 0 | 0 | .358 | |
| Apr 30 | at Alabama | *of | 3 | 0 | 0 | 0 | 0 | 0 | 0 | 0 | 0 | 0 | 0 | 0 | 0 | 0 | 1 | 2 | 0 | 0 | .351 | |
| May 05 | GEORGIA | *of | 3 | 0 | 2 | 0 | 0 | 0 | 0 | 0 | 0 | 0 | 0 | 1 | 0 | 0 | 0 | 3 | 0 | 0 | .357 | |
| May 07 | GEORGIA-1 | *of | 3 | 0 | 0 | 0 | 0 | 0 | 0 | 0 | 0 | 0 | 0 | 0 | 0 | 0 | 0 | 2 | 0 | 0 | .351 | |
| May 07 | GEORGIA-2 | *of | 4 | 2 | 2 | 0 | 0 | 0 | 0 | 0 | 1 | 0 | 0 | 0 | 0 | 0 | 0 | 1 | 0 | 0 | .354 | |
| May 10 | vs Ole Miss | *of | 4 | 1 | 1 | 0 | 0 | 0 | 0 | 0 | 0 | 0 | 0 | 1 | 0 | 0 | 0 | 4 | 1 | 0 | .352 | |
| May 19 | vs Prairie View | *of | 4 | 3 | 2 | 1 | 0 | 0 | 0 | 0 | 0 | 0 | 0 | 0 | 0 | 0 | 1 | 1 | 0 | 0 | .355 | |
| May 20 | vs ULL | *of | 2 | 1 | 1 | 1 | 0 | 0 | 0 | 0 | 0 | 0 | 0 | 1 | 0 | 0 | 0 | 2 | 1 | 0 | .356 | |
| May 21 | vs ULL | *of | 4 | 0 | 0 | 1 | 0 | 0 | 0 | 0 | 0 | 0 | 0 | 0 | 0 | 0 | 0 | 0 | 0 | 0 | .349 | |
| May 21 | vs ULL | *of | 4 | 2 | 1 | 0 | 1 | 0 | 0 | 0 | 0 | 0 | 0 | 0 | 0 | 0 | 0 | 2 | 0 | 0 | .347 | |
| Totals | | | 59gs | 196 | 46 | 68 | 24 | 7 | 0 | 2 | 21 | 11 | 5 | 0 | 7 | 0 | 0 | 23 | 83 | 4 | 0 | .347 |

BRIGGS' CAREER STATS

| Year | avg | gp-gs | ab | r | h | 2b | 3b | hr | rbi | tb | slg% | bb | hbp | so | gdp | ob% | sf | sh | sb-att | po | a | e | fld% |
|-------|------|---------|-----|-----|-----|----|----|----|-----|-----|------|----|-----|----|-----|------|----|----|--------|-----|----|---|-------|
| 2020 | .393 | 24-22 | 56 | 19 | 22 | 2 | 1 | 0 | 8 | 26 | .464 | 9 | 1 | 6 | 0 | .485 | 0 | 5 | 9-9 | 19 | 0 | 1 | .950 |
| 2021 | .339 | 57-57 | 171 | 32 | 58 | 7 | 3 | 4 | 17 | 83 | .485 | 15 | 0 | 23 | 0 | .392 | 0 | 1 | 11-12 | 89 | 4 | 2 | .979 |
| 2022 | .368 | 57-57 | 190 | 53 | 70 | 7 | 3 | 2 | 32 | 89 | .468 | 24 | 0 | 26 | 0 | .435 | 2 | 4 | 8-8 | 82 | 7 | 0 | 1.000 |
| 2023 | .347 | 59-59 | 196 | 46 | 68 | 7 | 0 | 2 | 24 | 81 | .413 | 21 | 0 | 23 | 0 | .410 | 0 | 7 | 11-16 | 83 | 4 | 0 | 1.000 |
| TOTAL | .356 | 197-195 | 613 | 150 | 218 | 23 | 7 | 8 | 81 | 279 | .455 | 69 | 1 | 78 | 0 | .420 | 2 | 17 | 39-45 | 273 | 15 | 3 | .990 |

2024 TV/Radio Chart



1
Sydney Peterson
Infielder
5-5 · R-So.-1L · R/R
Stockton, Calif.



2
Maddox McKee
Utility
5-4 · Fr.-HS · L/R
Montgomery, Texas



3
Maia Townsend
Outfielder
5-9 · So.-1L · L/R
Morris, Ala.



4
McKenzie Redoutey
Outfielder
5-6 · Jr.-2L · L/L
Franklin, N.C.



5
Emma Strood
Pitcher/Utility
6-0 · So.-1L · R/R
League City, Texas



6
Abigail Savoy
Infielder
5-8 · So.-1L · L/L
Branch, La.



9
Madilyn Giglio
Outfielder
5-3 · Jr.-2L · L/R
Metairie, La.



10
Emilee Casanova
Pitcher
6-2 · R-Jr.-2L · R/R
Amite, La.



12
Maci Bergeron
Catcher
5-4 · So.-1L · R/R
Rayne, La.



13
Danieca Coffey
Infielder
5-6 · Sr.-3L · L/R
Richwood, Texas



14
Karli Petty
Infielder
5-6 · Gr.-1L · L/R
Moore, Okla.



15
Jadyn Laneaux
Outfielder
5-10 · Fr.-HS · L/R
Marietta, Ga.



16
Savanna Bedell
Utility
5-8 · Fr.-HS · L/L
Columbus, Ga.




17
Taylor Pleasants
Infielder
6-0 · Gr.-3L · L/R
Houston, Texas.



18
Tatum Clopton
Pitcher
5-10 · R-So.-TR · L/R
Lawrence, Kan.




20
Hannah Carson
Catcher/Infielder
5-6 · Gr.-1L · L/R
Weidman, Mich.



22
Madyson Manning
Infielder
5-9 · Fr.-HS · R/R
West Monroe, La.



23
Sierra Daniel
Utility
5-4 · Fr.-HS · L/R
Chandler, Ariz.



27
McKaela Walker
Infielder
5-3 · So.-1L · R/R
Marietta, Ga.




29
Sydney Berzon
Pitcher
6-0 · So.-1L · R/R
Buffalo, N.Y.




34
Raelin Chaffin
Pitcher
5-10 · Jr.-2L · R/R
Bossier City, La.



37
Kelley Lynch
Pitcher/Utility
5-9 · Gr.-TR · R/R
Newnan, Ga.



42
Tori Edwards
Utility
5-11 · Fr.-HS · R/R
Flower Mound, Texas




44
Ali Newland
Outfielder/Catcher
5-4 · Sr.-3L · L/R
Bremen, Ga.



55
Raeleen Gutierrez
Infielder
5-10 · Gr.-3L · L/L
Upland, Calif.




88
Clara Briggs
Outfielder
5-5 · Gr.-3L · L/R
Yorba Linda, Calif.



Beth Torina
Head Coach
13th Season



Howard Dobson
Assistant Coach
13th Season



Bryce Neal
Assistant Coach
1st Season



Sandra Moton
Assistant Coach
6th Season