



SEC Regular Season Champs: 2005, 2006, 2008 | **SEC Tournament Champs:** 1991, 2003 | **NCAA Final Fours:** 2004, 2005, 2006, 2007, 2008, 2023 | **National Champions:** 2023

2023-24 Schedule

Overall: 26-4 | SEC: 13-3
Home: 16-1 | Away: 8-2 | Neutral: 2-1

DATE	OPPONENT	TV	TIME/RESULT
11/6	#20 Colorado (1)	TNT	L, 78-92
11/9	Queens (NC)	SECN+	W, 112-55
11/12	MVSU	SECN+	W, 109-47
11/14	Kent State	SECN+	W, 109-79
11/17	at Southeastern	ESPN+	W, 73-50
11/20	Texas Southern	SECN+	W, 106-47
11/24	Niagara (2)	FloHoops	W, 99-65
11/25	Virginia (2)	FloHoops	W, 76-73
11/30	#9 Virginia Tech (3)	ESPN	W, 82-64
12/10	Louisiana-Lafayette	SECN+	W, 83-53
12/12	McNeese State	SECN+	W, 133-44
12/17	Northwestern State	ESPN	W, 81-36
12/20	at Coppin State	ESPN+	W, 80-48
12/30	Jacksonville	SECN+	W, 110-68
1/4	Missouri	SECN	W, 92-72
1/7	at Ole Miss	ESPN	W, 84-73
1/11	Texas A&M	SECN+	W, 87-70
1/14	at Auburn	ESPN	L, 62-67
1/18	at Alabama	SECN	W, 78-58
1/21	Arkansas (We Back Pat)	ESPN	W, 99-68
1/25	South Carolina	ESPN	L, 70-76
1/29	at Mississippi State	ESPN2	L, 73-77
2/4	Florida	SECN	W, 106-66
2/8	at Vanderbilt	SECN	W, 85-62
2/11	Alabama (Play 4 Kay)	ESPN2	W, 85-66
2/19	at Texas A&M	SECN	W, 81-58
2/22	Auburn	SECN	W, 71-66
2/25	at Tennessee	ESPN	W, 75-60
2/29	at Georgia	ESPN2	W, 80-54
3/3	Kentucky	SECN	W, 77-56
3/8	Arkansas/Auburn (4)	SECN	5 p.m. CT
3/9	SEC Semifinals (4)	ESPNU	6 p.m. CT
3/10	SEC Championship (4)	ESPN	2 p.m. CT

- 1 - Hall of Fame Series Las Vegas
- 2 - Cayman Island Classic
- 3 - SEC/ACC Challenge
- 4 - SEC Tournament

Athletic Communications

Contact: Grant Kauvar
Email: gkauva1@lsu.edu
Cell: 720-771-2299



SEC Tournament
March 8-10, 2024
Greenville, South Carolina
Bon Secours Wellness Arena



Kim Mulkey	Head Coach
26-4 (13-3 SEC)	Team Record
W vs. Kentucky, 77-56	Last Game
87.9	Points Per Game
62.3	Points Allowed Per Game
47.2	Field Goal Percentage
36.5	Field Goal Percentage Defense
17.1	Assists Per Game
47.1	Rebounds Per Game
11.0	Steals Per Game
15.3	Turnovers Per Game
20.3	Turnovers Forced Per Game

On The Break

- LSU's win over Virginia Tech marked Coach Kim Mulkey's 700th career victory. Doing so in 813 games as a head coach, Mulkey became the quickest in men's or women's DI history to reach 700 career wins. She has at least 20 wins every year of her head coaching career.
- LSU is the No. 2 seed in the SEC Tournament for the third time in three years with Coach Mulkey. The Tigers were one-and-done in 2022 in Nashville and won one game to reach the semifinals last year.
- LSU has had multiple players score at least 20 points in six SEC games and has had eight conference games in which all five starters scored in double figures.
- Flau'Jae Johnson had one of her best games of the year at Texas A&M with 20 points, 9 rebounds and 6 assists.
- Hailey Van Lith was 9-18 with a season-high 26 points at Tennessee, helping LSU earn the road win on a day where the whole team shot a season-low .333 from the field. Van Lith scored 12 of her points in the final quarter to end Tennessee's comeback aspirations.
- LSU's 106 points scored against Florida marked the most points LSU has ever scored in a SEC game.
- LSU features two players who consistently get double-doubles in Angel Reese and Aneesa Morrow. Reese has 18 this year and Morrow is close behind at 16 as they ranked No. 1 and 2 in the SEC and 6 and 9 in the NCAA.
- Angel Reese recorded her seventh 20/20 game of her career with 25 points and 20 rebounds against Auburn. It was also her sixth 25/20 game, the second most in the nation over the past 25 seasons.
- Last-Tear Poa provided a spark for LSU against Alabama (2/11), starting in the second half and helping LSU erase a 10-point deficit. Poa took two charges while recording 11 points, 6 rebounds, 4 assists, 2 steals and a block. The Tigers outscored Alabama, 54-25, in the second half.
- Against Alabama (2/11), Angel Reese had 27 points, 19 rebounds and 6 assists. It marked her third time while at LSU to have a 20-15-5 game and is the only SEC player over the past 25 seasons with multiple such games.
- Mikaylah Williams scored 42 points in LSU's win over Kent State, the most by an LSU freshman during the NCAA era. Williams was an efficient 15-20 from the field. It was just the 11th time a LSU player has scored over 40 and it was the highest scoring game by a LSU player since Cornelia Gayden scored 49 (2/9/95).

Last Game's Starters (LSU 77, Kentucky 56)

G Last-Tear Poa: 2 points (1-3), 6 assists, 1 steal
G Hailey Van Lith: 15 points (5-13), 2 steals, 1 rebound, 1 assist
G Flau'Jae Johnson: 21 points (8-12), 7 rebounds, 4 assists, 4 steals, 1 block
F Aneesa Morrow: 15 points (6-14), 10 rebounds, 4 assists, 2 blocks, 2 steals
F Angel Reese: 22 points (10-18), 14 rebounds, 5 blocks, 3 steals, 1 assist

Broadcast Information



Live stats: lsustats.com



PxP: Courtney Lyle
Analyst: Carolyn Peck

PxP: Patrick Wright
Analyst: Shaeeta Williams

UNIVERSITY

Location:	Baton Rouge, La.
Founded:	1860
Enrollment:	30,987
Nickname:	Tigers or Fighting Tigers
Colors:	Purple and Gold
Mascot:	Mike
Stadium:	Pete Maravich Assembly Center
Capacity:	13,215
Conference:	Southeastern
Band:	Bengal Brass Band

TEAM INFORMATION

Head Coach:	Kim Mulkey (3rd Season)
2022/23 Record	34-2
Home	17-0
Away	8-1
Neutral	7-1
2022/23 SEC Record	15-1 (2nd in SEC)
Home	9-0
Away	7-1
Neutral	0-0
Postseason	
SEC Tournament	1-1
NCAA Tournament	6-0
Final Ranking (AP/Coaches)	1/1
Starters Returning/Lost	2/3
Name of starters returning:	Flau'Jae Johnson, Angel Reese
Name of Starters Lost:	Jasmine Carson, Alexis Morris, LaDazhia Williams
Name of others returning:	Amani Bartlett, Izzy Besselman, Sa'Myah Smith, Last-Tear Poa
Names of newcomers:	Aalyah Del Rosario, Janae Kent, Aneesah Morrow, Hailey Van Lith, Angelica Veleze Mikaylah Williams

PROGRAM HISTORY

First Season	1975-76
Season	49th
All-Time Record	1035-499
All-Time SEC Record	333-220
NCAA Tournament Appearances/Last	28/2023
NCAA Final Four Appearances/Last	6/2023
SEC Regular Season Titles/Last	3/2008
SEC Tournament Titles/Last	2/2003

PRONUNCIATION GUIDE

Amani Bartlett	Uh-mahn-ee
Aalyah Del Rosario	uh-lee-uh del roh-sar-ee-oh
Janae Kent	juh-nay
Flau'Jae Johnson	flah-jhay
Aneesah Morrow	ah-nee-sah more-oh
Sa'Myah Smith	suh-my-ah
Angelica Velez	Ann-jel-uh-kuh vuh-lez
Mikaylah Williams	muh-kay-lah


LSU WOMEN'S BASKETBALL ROSTER

NO.	NAME	POS	HT.	CL.-EXP	HOMETOWN (PREVIOUS SCHOOL)
1	Angelica Velez	G	5-7	Fr.-HS	Bronx, N.Y. (The Webb School (Tenn.))
2	Amani Bartlett	F	6'3"	Jr.-2L	Cleveland, Texas (Houston Christian HS)
4	Flau'Jae Johnson	G	5-10	So.-1L	Savannah, Georgia (Sprayberry HS)
5	Sa'Myah Smith	F	6-2	So.-1L	DeSoto, Texas (DeSoto HS)
10	Angel Reese	F	6-3	Jr.-1L	Baltimore, Maryland (Maryland) (St. Frances Academy)
11	Hailey Van Lith	G	5-9	Gr.-Tr.	Wenatchee, Washington (Louisville) (Cashmere HS)
12	Mikaylah Williams	G	6-0	Fr.-HS	Bossier City, Louisiana (Parkway HS)
13	Last-Tear Poa	G	5-11	Jr.-1L	Melbourne, Australia (Northwest Florida State College) (UC Senior Secondary College Lake Ginninderra)
14	Izzy Besselman	G	5-10	So.-1L	Baton Rouge, La. (The Episcopal School of Baton Rouge)
20	Janae Kent	G	6-1	Fr.-HS	Oak Forest, Illinois (Oak Forest HS)
23	Aalyah Del Rosario	C	6-6	Fr.-HS	Bronx, N.Y. (The Webb School (Tenn.))
24	Aneesah Morrow	G	6-1	Jr.-Tr.	Chicago, Illinois (DePaul) (Simeon HS)


COACHING STAFF

Kim Mulkey	Head Coach
Alma Mater	Louisiana Tech (1984)
Career Record	718-116 / 23rd Season
LSU Record	86-12 / 3rd Season
Bob Starkey (2nd Season)	Associate Head Coach
Daphne Mitchell (3rd Season)	Assistant Coach
Gary Redus II (2nd Season)	Assistant Coach
Kaylin Rice (3rd Season)	Assistant Coach/Director of Women's Basketball Recruiting
Joe Schwartz (3rd Season)	Assistant Coach/Assistant Director of Ops
Johnny Derrick (3rd Season)	Assistant AD/Director of Ops
Jennifer Roberts (3rd Season)	Director of Player Personnel and Influence
Chante' Crutchfield (3rd Season)	Assistant Director of Ops/Recruiting
Jordin Westbrook (3rd Season)	Director of Operations/Special Assistant to Head Coach
Renee' Braud (21st Season)	Administrative Coordinator

By The Numbers



Angel Reese recorded her seventh career 20/20 game in LSU's win over Auburn



LSU has score 80+ points in 20 games this season. It has won all games it has scored 80 points



The amount of charges Last-Tear Poa has taken this season

On The Break

LSU Featured Heavily In Postseason SEC Honors

Angel Reese was named the SEC Player of the Year and Mikaylah Williams the SEC Freshman of the Year. For the first time since 2015, players from the same team are the SEC Player and Freshman of the Year. Reese was also First Team All-SEC and SEC All-Defense while Williams was also on the SEC All-Freshman team. Aneesah Morrow was First Team All-SEC, Flau'Jae Johnson Second Team All-SEC and Aalyah Del Rosario SEC All-Freshman team. Williams and Johnson become the first teammates since Missouri in 2016 and 2017 to be named SEC Freshman of the Year in back-to-back seasons.

Reese Leads The SEC In Scoring And Rebounding

For the second regular season in a row, Angel Reese has led the SEC in scoring and rebounding. She is averaging 18.8 points and 14.3 rebounds per game heading into the postseason and is the only player other than Wendy Scholtens from Vanderbilt in 1989 and 1990 to lead the league in both stats over consecutive seasons.

Dominant Win In Athens

LSU had a well-balanced attack in its road win in Athens. Every starter scored in double figures for the eighth time in SEC play and both Angel Reese and Aneesah Morrow had double-doubles for the 10th time this season. LSU continued to draw large road crowds with an attendance of 7,406 in Athens, the largest Georgia Women's Basketball home crowd since 2012. Hailey Van Lith led the Tigers in scoring for the second straight game and nailed four threes also for the second straight game. Morrow had a huge stat line of 16 points, 10 rebounds, season-high 5 assists, 4 steals and 2 blocks.

Double Double-Doubles

LSU has a variety of double-double threats on its team. Angel Reese and Aneesah Morrow are both double-double stars with both of them having over 50 career double-doubles. Other than those two, LSU has a mix of other players who can both score and rebound at a high level. Here is a list of games in which the Tigers have had two or more players post double-doubles in the same game.
MVSU (Reese, Smith)
SLU (Morrow, Johnson)
ULL (Morrow, Williams)
McNeese (Reese, Morrow, Del Rosario)
NSU (Reese, Morrow)
Jacksonville (Reese, Morrow)
Missouri (Reese, Morrow)
at Auburn (Reese, Morrow)
at Alabama (Reese, Morrow)
Florida (Reese, Morrow)
at Vanderbilt (Reese, Morrow)
at Texas A&M (Reese, Morrow)
at Georgia (Reese, Morrow)
Kentucky (Reese, Morrow)

Tigers Dominate February

February was a dominant month for the Tigers as they began to hit their stride in the final stretch of the regular season. After LSU dropped its final two games of January, the Tigers went a perfect 7-0 and locked up the No. 2 spot in the SEC for the second year in a row. The Tigers averaged 83.3 points per game and limited opponents to 61.7 points per game in those seven wins. After LSU had struggled defensively, the Tigers appear to have flipped their defensive switch as they hit their defensive goals of holding opponents below 68 points and below 39.9-percent shooting in all seven wins as well.

Angel Reese Puts Up Huge February Numbers

Angel Reese was dominant in LSU's seven games in February, helping lead the Tigers to a perfect month averaging 17.4 points, 15.0 rebounds and 3.1 assists. She grabbed at least 15 rebounds in five of those games, including a 25 points, 20 rebound performance at Texas A&M.

Road Win At Tennessee

LSU had its worst shooting game of the season (.333), but still managed to leave Rocky Top with a 75-60 win thanks to stout defense and a big game from Hailey Van Lith. Van Lith scored a season-high 26 points, including four three pointers and 12 points in the fourth quarter with timely buckets down the stretch. Angel Reese had 11 points and 15 rebounds, her third straight game with at least 15 rebounds. LSU took 87 field goal attempts, the most in a game by the Tigers since taking 87 in the triple overtime game against Tulane in 1983.

Rocky Top Road Crowd

LSU has been selling out or setting records in road arenas all season. For LSU's game at Tennessee, 15,281 fans came out to see the game, marking Tennessee's largest crowd by over 4,000 this season and its largest crowd since 2015.

On average for road SEC games, LSU draws 4,323 more fans than the opposing team's average attendance for the season.

Three Wins, Two On The Road, In Seven Days

LSU had three big wins over a seven-day span at Texas A&M, against Auburn and at Tennessee. Each game saw a different player lead the team with at least 25 points. Aneesah Morrow had 25 points and 15 rebounds. Angel Reese went for 25 points and 20 rebounds against Auburn and Hailey Van Lith scored 26 at Tennessee. Although LSU played on a condensed schedule with the Monday game at Texas A&M, the Tigers faced Tennessee coming off its Thursday bye. That marked LSU's fourth game against a team coming off its bye, the most in the SEC.

Morrow and Reese with 2,000 career points and 1,000 career rebounds

Aneesah Morrow and Angel Reese both have over 2,000 career points and 1,000 career rebounds. They are only two of five active players across NCAA DI with those stats and Morrow is the only non-senior on that list.

LSU Gets Auburn Back

LSU fell to Auburn on January 14, but in the rematch, LSU won in the PMAC, 71-66. Angel Reese

TIGER TRENDS

	2023-24	Mulkey*	Streak
November	8-1	20-2	W8
December	5-0	20-0	W20
January	5-3	18-6	L2
February	7-0	20-1	W11
March	1-0	8-3	W6
April	0-0	1-0	W1

LSU's Conference Record...

at home	7-1	22-2	W4
on the road	6-2	20-5	W4
neutral	0-0	1-2	L1

LSU's Non-Conference Record...

at home	9-0	25-2	W107
on the road	2-0	4-0	W5
neutral	2-1	10-1	W2

LSU's Record In Games...

decided by 10 or less	2-3	23-6	W1
decided by 5 or less	2-2	9-4	W1
decided by 3 or less	1-0	5-2	W2
that go to overtime	0-0	2-0	W2

LSU's record when scoring...

less than 50 points	0-0	0-0	L8
50+ points	26-4	86-12	W8
60+ points	26-4	83-12	W8
70+ points	26-3	72-6	W8
80+ points	20-0	46-0	W71

LSU's record when allowing...

50 or fewer points	6-0	27-0	W47
60 or fewer points	13-0	51-0	W53
70 or fewer points	22-1	75-3	W10
71+ points	4-3	11-9	L2

LSU's record when...

leading after the 1st qtr	22-2	74-4	W7
trailing after the 1st qtr	3-2	7-8	W1
tied after the 1st qtr	0-0	3-0	W3
leading at halftime	23-3	73-5	W7
trailing at halftime	1-1	8-6	W1
tied at halftime	2-0	3-1	W2
leading after the 3rd qtr	26-2	78-4	W8
trailing after the 3rd qtr	0-2	7-8	L2
tied after the 3rd qtr	0-0	0-0	
the game goes to overtime	0-0	2-0	W2

*Coach Mulkey at LSU

TRACKING THE STARTERS

Poa, Johnson, Williams, Morrow, Reese	20
Van Lith, Poa, Williams, Smith, Reese	2
Van Lith, Johnson, Williams, Smith Morrow	2
Van Lith, Johnson, Williams, Morrow, Reese	2
Van Lith, Johnson, Williams, Smith, Reese	1
Van Lith, Poa, Williams, Smith, Morrow	1
Van Lith, Johnson, Williams, Morrow, Del Rosario	1

LSU's 2023-24 100-Point Games

11/9/23	vs. Queens (1)	112-55
11/12/23	vs. MVSU (1)	109-47
11/14/23	vs. Kent State (1)	109-79
11/20/23	vs. Texas Southern	106-47
12/12/23	vs. McNeese*	133-44
12/30/23	vs. Jacksonville	110-68
2/4/24	vs. Florida	106-66

Numbers in () signify a streak

* LSU records for points and victory margin

2023-24 Honors/Awards

Angel Reese

- Preseason AP All-America
- Preseason SEC Player of the Year (Coaches and Media)
- Preseason First Team All-SEC (Coaches and Media)
- Katrina McClain Award Midseason Watchlist
- SEC Player of the Week (12/19, 1/22, 1/13, 2/27)
- Naismith Player of the Week (2/26)
- Naismith Defensive Player of the Year Watchlist
- Naismith Player of the Year Watchlist
- SEC Player of the Year
- First Team All-SEC
- SEC All-Defense

Flau'jae Johnson

- Coaches Preseason Second Team All-SEC
- Media Preseason First Team All-SEC
- Second Team All-SEC

Aneesah Morrow

- Preseason AP All-America Honorable Mention
- Midseason Cheryl Miller Awar Watchlist
- Coaches Preseason Second Team All-SEC (Coaches and Media)
- Cayman Islands Classic All-Tournament Team 32.5 ppg, 13.0 rpg
- ESPN Player of the Week (11/27)
- SEC Player of the Week (11/28)
- USBWA Player of the Week (11/28)
- Naismith Defensive Player of the Year Watchlist
- Naismith Player of the Year Watchlist
- First Team All-SEC

Hailey Van Lith

- Preseason AP All-America Honorable Mention
- Preseason Ann Meyers-Drysdale Award Watchlist
- Preseason First Team All-SEC (Coaches and Media)

Mikaylah Williams

- Ann Meyers Drysdale Midseason Watchlist
- SEC Freshman of the Week (12/19, 1/9, 1/22)
- SEC Freshman of the Year

Aalyah Del Rosario

- SEC All-Freshman Team

Embrace The Future

LSU signed Jada Richard, Louisiana's top prospect, on November 8 to kick off the signing period. The four-star guard out of Lafayette Christian Academy has won three straight state championships across three divisions. In this year's championship game, she scored 32 points with six rebounds, five assists and five steals, being named the game's Most Outstanding Player.

was dominant with 25 points and 20 rebounds. Hailey Van Lith sank a buzzer beater at the end of the first quarter and Flau'Jae made one going into the half. Flau'Jae Johnson had another quality all-around game with 11 points, 6 rebounds, 2 assists, 2 steals and a block. Last-Tear Poa recorded a career-high 13 points off the bench.

20/20 Angel Vision

Angel Reese has recorded seven 20/20 games in her LSU career, including one this season with 25 points and 20 rebounds against Auburn . Prior to Reese, there were 20 total recorded 20/20 games in LSU history. Reese also has six 25/20 games, the second most in the country over the past 25 seasons. Maree Jackson holds the LSU record with 12 20/20 games in her career.

- vs. Oregon State (12/18/22): 25 points, 20 rebounds
- vs. Texas A&M (1/5/23): 26 points, 28 rebounds
- at Texas A&M (2/5/23): 26 points, 22 rebounds
- vs. Ole Miss (2/16/23): 36 points, 20 rebounds
- vs. MSU (2/26/23): 23 points, 26 rebounds
- vs. Michigan (3/19/23): 25 points, 24 rebounds
- vs. Auburn (2/22/24): 25 points, 20 rebounds

With at least 26 rebounds in two games, including a school record 28, Reese is the only SEC player in the NCAA era with multiple 26+ rebound games in her career.

Road Dominance At Texas A&M

LSU's defense was stout, allowing just 14 first half points at Texas A&M. LSU won its fourth straight game, 81-58. Flau'Jae Johnson had one of her best games of the year with 20 points, 9 rebounds and 6 assists. Aneesah Morrow was also relentless with 25 points and 15 rebounds. Angel Reese recorded her 50th double-double in 58 games at LSU with 13 points and 10 rebounds.

LSU Single Season Double-Doubles

Player	Season	Double-Doubles
1. Angel Reese	2022-23	34 (NCAA Record)
2. Sylvia Fowles	2006-07	27
3. Sylvia Fowles	2005-06	24
4. Sylvia Fowles	2005-06	23
5. Angel Reese	2023-24	20
6. Aneesah Morrow	2023-24	18

Angel Reese Records 50th Double-Double at LSU

Angel Reese had 13 points and 10 rebounds in LSU's win at Texas A&M to mark her 50th double-double at LSU. In her first season with the Tigers, Reese set a NCAA record with 34 double-doubles throughout the year. Her 50th double-double came in her 58th game as a Tiger.

Aneesah Morrow With 15 Points and 15 Rebounds

At Texas A&M, Aneesah Morrow had 25 points and 15 rebounds. It was her fourth game this season with at least 15 points and 15 rebounds. She now has 32 career games with at least 15 and 15, the third most in DI over the past 25 seasons. She trails only Oklahoma's Courtney Paris (60), Oregon's Jillian Alleyne (48). (Stat from ESPN's Michael Voepel)

Big Second Half Propels LSU Past Alabama

LSU trailed Alabama by 10 points at halftime, but after coming out in a full court press LSU quickly turned momentum in its favor. Last-Tear Poa started the second half as the deep safety in the press. She provided a defensive spark, taking two charges while scoring 11. She also grabbed 6 rebound, had 4 assists, 2 steals and a block. Angel Reese was dominant with 27 points, 19 rebounds and 6 assists. LSU outscored Alabama, 54-25, in the second half. Aneesah Morrow scored 9 points to put her over 2,000 in her career.

Angel Reese with 27 points, 19 rebounds and 6 assists vs. Alabama

Reese had 27 points, 19 rebounds and 6 assists in LSU's win over Alabama. Over the past two seasons since coming to LSU, Reese has 18 games with at least 25 points and 10 rebounds, the most in the NCAA during that span per ESPN. It was her third 20-15-5 game at LSU as she is the only player in the SEC over the past 25 years with multiple such games in a career, per ESPN Stats & Info.

Road Win At Vanderbilt

LSU used its physical play to dominate Vanderbilt in Nashville with a strong defensive pressure. The Tigers held the Commodores to 31.3-percent from the field and 18.8-percent from three. LSU also dominated the boards, 57-35, with 26 offensive rebounds and 32 second-chance points. Both Angel Reese and Aneesah Morrow had double-doubles and Morrow also had six steals. All five starters scored in double-figures in the 85-62 win.

20 Win Seasons For Kim Mulkey

This is Coach Mulkey's 24th season as a head coach and her teams have won 20+ games every year of her career. Spending 15 seasons as an assistant at LA Tech, she has won 20+ games in all but on season in her 39-year coaching career. Mulkey won 30+ games in all four seasons that she was a player at Louisiana Tech.

Poa Takes Charges

Last-Tear Poa is always willing to sacrifice her body on defense to take a charge. She has taken 28 charges this season (as of 2/15).

Dominant Home Win vs. Florida

LSU met its defensive goals, holding Florida below 68 points and 39.9-percent from the field and the defensive intensity fueled the offense to score 106 points, the most ever scored by LSU in a SEC game. Hailey Van Lith recorded season-highs with 21 points and 7 rebounds. Angel Reese (14 points, 10 rebounds) and Aneesah Morrow (18 points, 20 rebounds) both had double doubles. It marked the 10th time this season LSU has had at least two players with double-doubles. Six players scored in double figures and it was LSU's fifth conference game in which the Tigers had all five of their starters score at least 10 points.

LSU Career Double-Double Record

Player	Seasons	Double-Doubles
1. Sylvia Fowles	2004-08	86
2. Angel Reese	2022-Present	54

On The Road At Mississippi State

LSU lost its second consecutive game on the road at Mississippi State. It marked just the second time under

Coach Mulkey that LSU has dropped consecutive games. The Tigers lost road games at Florida and at Arkansas during her first season. Angel Reese had a big game. She became the second LSU player since 1999-00 and first since Sylvia Fowles to record at least 20 points, 15 points and 5 steals in a game.

LSU's Home Winning Streak Snapped

LSU's home winning streak was snapped at 29 by South Carolina, ending the Tigers' second longest home winning streak. It was LSU's first home loss since Coach Mulkey's first season at LSU when the Tigers fell to Ohio State in the second round of the NCAA Tournament. It was LSU's first regular season home loss since January 6, 2022 against South Carolina.

Tuned In For LSU vs. South Carolina

All eyes were tuned in when 1.6 million people tuned in to watch LSU and South Carolina's action-packed game on ESPN. The broadcast peaked at 2.1 million viewers. It was the third best regular season women's college basketball game on ESPN platforms and was the second most-watched regular season game since 2010. It was the most-watched sporting event of the night, outdrawing the Celtics and Heat NBA game.

LSU led by as many as 11 in the first quarter, but slowly chipped away. The Gamecocks hit last-second threes in both the first and second quarters, including a 6-0 run to close the second to narrow LSU's lead to five at the half. Through the second half it was neck-and-neck as the teams went back and forth, but Angel Reese, battling foul trouble, fouled out with just over four minutes remaining. A corner three by Bree Hall with the game tied at 67 ultimately gave the undefeated Gamecocks a lead they would not surrender. It snapped LSU's 29-game home winning streak which was the second longest in program history.

Tigers Play Complete Game Against Arkansas

LSU had its most complete game of this season up to this point against Arkansas. LSU was efficient on both offense and defense, winning the game, 99-68. The 99 points were the third most LSU has scored in a SEC game. All five starters for LSU scored in double figures, led by Mikaylah Williams with 21 and Hailey Van Lith with 20. Angel Reese had 16 points and 17 rebounds. Every starter also posted at least four rebounds and LSU had four players with at least four assists. LSU also got good production from its bench which combined for 15 points, 10 rebounds and 9 assists.

Tigers Use Big Third Quarter In Win At Alabama

Through the first two quarters in Tuscaloosa, LSU trailed by one as Alabama's Aaliyah Nye had 18 points. In the second half, LSU cranked up the defensive pressure. Flau'Jae Johnson locked Nye down and held her to zero second half points and the Tigers limited Alabama to 4-25 shooting in the final 20 minutes. Johnson finished with 10 points and 18 rebounds. Angel Reese and Aneesah Morrow both had 20-point double-doubles.

Road Crowds Want To See The Tigers

When LSU takes to the road, the crowds comes out to see the show. In the Tigers' five true road games this season, each game has drawn a record crowd for those programs or arenas:
at Southeastern: 7,500 (soldout, SLU record)
at Coppin State: 4,100 (soldout, CSU record)
at Ole Miss: 9,074 (Ole Miss WBB and Pavilion Record)
at Auburn: 7,720 (Auburn WBB record inside Neville Arena)
at Alabama: 5,575 (Alabama WBB record)
at Mississippi State: 9,121 (Sellout)

Mulkey Passes Sue Gunter On All-Time Wins List

LSU's win at Alabama marked her 709th career victory as a head coach as she passed the late, great Sue Gunter in all-time NCAA wins. The game was Mulkey's 77th win at LSU in her third season. Gunter was 442-221 in 22 seasons at LSU.

LSU Drops Road Matchup At Auburn

When No. 7 LSU lost on the road at Auburn, it marked the eighth time in program history that an LSU team ranked in the top seven lost to an unranked team. It most recently happened in 2007 on the road at Ole Miss. Against Auburn, LSU scored a season low 62 points and did not make a three point attempt.

A Strong Showing Against The Nation's Top Scoring Defense

Going into LSU's matchup with Texas A&M, the Aggies had not allowed an opponent to score over 65 points since November 16. Texas A&M was the only team holding opponents to below 50 points per game, but Angel Reese and Aneesah Morrow both scored at least 20 and all five Tiger starters scored in double figures to win the game 87-70.

Reese had 20 points, 18 rebounds and 7 assists in the win over TAMU. It was her second 20-15-5 game at LSU as she is the only player in the SEC over the past 25 years with multiple such games in a career, per ESPN Stats & Info.

The Show Travels To Oxford

LSU traveled to Ole Miss for its first SEC road game of the year in front of a SJB Pavilion record crowd of 9,074. After taking a double-digit lead into halftime, LSU lost its lead in the third quarter, but responded with a strong fourth to earn an 11-point road win. Mikaylah Williams scored 20 points and snatched a career-high four steals while Angel Reese had 21 points and nine rebounds.

Beginning SEC Play With A 20-Point Win Over Missouri

Three LSU players finished with over 20 points as LSU took down Missouri, 92-72, to open SEC play in the PMAC. Morrow had 25, Johnson had 24 and Reese had 21 to propel LSU to victory. Both Reese and Morrow recorded double-doubles and Morrow went over 1,000 career rebounds in her college career. After going into the half up by seven, LSU separated itself in the third quarter, outsourcing Missouri by 15 out of the break to carry a 22-point lead into the fourth.

Road Win At Coppin State

LSU's final game before the Holiday break took the Tigers to Baltimore, a homecoming for Angel Reese, to face Coppin State. It marked the first time that a defending women's national champion played a game at an HBCU. Reese led the game with 26 points and tied her career-high with 5 steals. Aneesah Morrow recorded her 7th double-double in a row with 13 points and 13 rebounds. Last-Tear Poa led the offense effectively with a career-high 8 assists to go with 0 turnovers.

LSU Hosts Christmas Clubhouse

On December 15 LSU hosted Christmas Clubhouse in conjunction with Empower 225 and Healing Place Church in Baton Rouge. The whole team donated gifts along with countless other gifts that were donated by fans at LSU's toy drive during the McNeese game. The toys were donated

Coach Mulkey's WNBA Draft Picks

Player	Year	Team	Round	Pick
Sheila Lambert	2002	Charlotte	1	7
Danielle Crockrom	2002	Utah	1	11
Steffanie Blackmon	2005	Seattle	3	38
Sophia Young	2006	San Antonio	1	4
Bernice Mosby	2007	Washington	1	6
Angela Tisdale	2008	Chicago	3	33
Jessica Morrow	2009	Atlanta	3	27
Britney Griner	2013	Phoenix	1	1
Brooklyn Pope	2013	Chicago	3	28
Odyssey Sims	2014	Tulsa	1	2
Niya Johnson	2016	Atlanta	3	28
Alexis Jones	2017	Minnesota	1	12
Alexis Prince	2017	Phoenix	3	29
Kristy Wallace	2018	Atlanta	2	16
Kalani Brown	2019	Los Angeles	1	7
Chloe Jackson	2019	Chicago	2	15
Lauren Cox	2020	Indiana	1	3
Te'a Cooper	2020	Phoenix	2	18
Juicy Landrum	2020	Connecticut	3	35
Khayla Pointer	2022	Las Vegas	2	13
Faustine Aduwa	2022	Las Vegas	3	35
LaDazhia Williams	2023	Indiana	2	16
Alexis Morris	2023	Connecticut	2	22

LSU's WNBA Draft Picks

Player	Year	Team	Round	Pick
Elaine Powell	1999	Orlando	4	50
Katrina Hibbert	2000	Seattle	4	57
Marie Ferdinand	2001	Utah	1	8
April Brown	2001	Indiana	4	51
Aiysha Smith	2003	Washington	1	7
DeTrina White	2003	Indiana	2	20
Ke-Ke Tardy	2003	San Antonio	2	25
Doneeka Hodges	2004	Los Angeles	2	25
Temeka Johnson	2005	Washington	1	6
Seimone Augustus	2006	Minnesota	1	1
Scholanda Dorrell	2006	Sacramento	1	14
Sylvia Fowles	2008	Chicago	1	2
Erica White	2008	Houston	2	17
Quianna Chaney	2008	Chicago	2	19
Allison Hightower	2010	Connecticut	2	15
LaSondra Barrett	2012	Washington	1	10
Theresa Plaisance	2014	Tulsa	3	27
Raigyne Moncrief-Louis	2018	Las Vegas	3	25
Khayla Pointer	2022	Las Vegas	2	13
Faustine Aduwa	2022	Las Vegas	3	35
LaDazhia Williams	2023	Indiana	2	16
Alexis Morris	2023	Connecticut	2	22

In The Polls

LSU Week-By-Week	AP	Coaches
Preseason	1	1
Week 1	7	5
Week 2	7	5
Week 3	7	5
Week 4	7	4
Week 5	7	6
Week 6	7	6
Week 7	7	6
Week 8	7	5
Week 9	7	4
Week 10	10	9
Week 11	9	9
Week 12	9	11
Week 13	13	12
Week 14	13	11
Week 15	13	10
Week 16	9	7
Week 17	8	5

Stat Rankings

Team Stat	Value	SEC Rank	National Rank
Assists/Game	17.1	2	26
Blocks/Game	5.5	3	11
FG%	47.3	2	14
FT Attempts/Game	27.3	1	1
FT Made/Game	20.2	1	1
Reb. Margin	+14.3	1	2
Reb./Game	47.2	1	2
Score Margin	+25.7	2	2
Points/Game	88.2	1	2
Steals/Game	10.9	1	23
Turnover Margin	+4.9	2	20
Forced Turnovers	20.2	2	24

Individual	Value	SEC Rank
Angel Reese		
Scoring	19.0 ppg	1 (No. 31 nationally)
Rebounding	13.0 rpg	1 (No. 2 nationally)
Offensive Rebounds	5.6 orpg	1 (No. 1 nationally)
Double-Doubles	19	2 (No. 5 nationally)
FG%	.495	5
FT Attempts	212	1 (No. 1 Nationally)
FT Made	156	1 (No. 5 Nationally)

Aneesah Morrow		
Scoring	16.8 ppg	5
Rebounding	10.0 rpg	5 (No. 29 nationally)
Double-Doubles	17	2 (No. 8 nationally)
FG%	.480	7
FT%	.828	3
Steals	2.7 spg	4 (No. 23 nationally)
Blocks	1.2 bpg	10

Flau'Jae Johnson		
FG%	.483	6
Steals	2.1 spg	8

Mikaylah Williams		
Scoring	14.9 ppg	11

Hailey Van Lith		
Assists	3.9 apg	9
FT%	.793	8

*Denotes national ranking if player is in the top-50 in the country

at the event to underprivileged youth in North Baton Rouge.

Record Setting vs. McNeese
LSU set program records in points scored and margin of victory with a 133-44 win over McNeese. Freshman Aalyah Del Rosario had 27 points and 10 rebounds, both career-highs. Freshman Mikaylah Williams was right behind her with 26 points. With contributions from Angelica Velez and Janae Kent, LSU's four freshmen combined for 69 points. Angel Reese and Aneesah Morrow also both had double-double while Williams, Velez and Flau'Jae Johnson each had 5+ assists with no turnovers.

Morrow, Reese, Williams Trio vs. Louisiana-Lafayette
The trio of Aneesah Morrow, Angel Reese and Mikaylah Williams were dominant in LSU's win over ULL, combining for 65 points and 30 rebounds. Morrow and Williams both had double-doubles and Williams set a career-mark with 11 rebounds.

Defense Leads LSU In Win Over No. 9 Virginia Tech
LSU's defense was key in helping power the Tigers past No. 9 Virginia Tech. After allowing the Hokies to shoot 42.1-percent in the first quarter, LSU held them to 40.6-percent for the game and only have up nine points in the second quarter. LSU forced 14 turnovers, including nine steals, which led to 12 points off turnovers.

Kim Mulkey Becomes Quickest Coach To 700 Wins
LSU's win over Virginia Tech marked Coach Kim Mulkey's 700th career victory. Doing so in 813 games as a head coach, Mulkey became the quickest in men's or women's DI history to reach 700 career wins.. Geno Auriemma currently is the quickest on the women's side; it took him 22 games. Adolph Rupp leads on the men's side, reaching 700 in 836 games. Mulkey will likely become the third coach to reach the 700 win mark in less than 900 games.

Small Lineup Comes Thru Against Virginia
After Sa'Myah Smith went down with a knee injury in LSU's game against Niagara, LSU was forced to use a small lineup in its second game at the Cayman Islands Classic against Virginia. The rotation that played the majority of the game included Last-Tear Poa, Hailey Van Lith, Mikaylah Williams, Flau'Jae Johnson and Aneesah Morrow. LSU was able to battle to a three-point victory despite having limited depth. Johnson played out of position in the 4 spot and struggled to score, but came down with a career-high 15 rebounds to be useful on the boards.

Neesthabeast - Cayman Islands Classic All-Tournament Team
Aneesah Morrow put up huge numbers in the Cayman Islands Classic. In LSU's first game against Niagara she had a season-high 28 points, 10 rebounds and 5 steals. It was her third time in four games with 5+ steals and it was the 14th game of her career with 25+ points, 10+ rebounds and 5+ steals; no other player has six such games over the past 25 seasons.

Against Virginia she led the Tigers with another season-high 37 points and 16 rebounds. It was the second game of her career with at least 25 points and 15 rebounds. She averaged 32.5 points and 13.0 rebounds at the Cayman Islands Classic to be named to the All-Tournament team.

Emphasis on Defensive "Kills" and other Defensive Benchmarks
One of LSU's main defensive goals in games is to get what the team calls defensive kills. A kill is when LSU gets three consecutive stops on the defensive end and the Tigers's goal is to have eight kills per game. Another big defensive goal for the Tigers is to hold opponents to shooting 39.9-percent from the field or lower. Two other points of emphais on defense for LSU are points in the paint and free-throw attempts; the goal for those can vary depending on who LSU is playing and what their style of play is.

Get To The Line
LSU ranks No. 2 in the country in free throw attempts per game at 28.9 which leads the SEC. The Tigers lead the nation with 22.0 made free throws per game.

Williams Explodes For 42 Points; Most By LSU Freshman in NCAA Era
Mikaylah Williams played like the top freshman in the country against Kent State, scoring a staggering 42 points, 30 of which came in the second half. She was efficient, going 15-20 from the field (5-8 3FG) It was the most points scored by a LSU freshman in the NCAA Era; Maree Jackson scored 45 and 44 points in games during her freshman season in 1976-77. Williams 40+ point performance was the 11th in program history and it was the most points scored by a Tiger since Cornelia Gayden had 49 (2/9/1995).

Morrow Effective Offensively and Defensively vs. Kent State
Aneesah Morrow was dominant on offense and defense in LSU's win over Kent State. She had 17 points, 9 steals, 8 rebounds, 2 assists and 2 blocks. The 9 steals were one shy of the LSU record; both Raigyn Moncrief Louis (2017) and Cornelia Gayden (1995) had 10 steals in a game.

70 Points In A Half
After scoring 39 points in the first half against Kent State, LSU erupted for 70 points in the second half, led by Mikaylah Williams with 30. It was the most points ever scored in a half by LSU. The Tigers had 67 in the second half against Northwestern State in 1986.

Sa'Myah Smith Off To A Strong Start
After recording a career-high 16 points in LSU's season opener against Colorado, Smith set a new career-high with 21 points in LSU's home debut against Queens on 9-11 shooting. She had 21 again against MVSU and grabbed 11 rebounds for her second career double-double. Smith turned down the opportunity to play USA Basketball over the summer and insted opted to stay in Baton Rouge, working in the weight room and the gym to improve going into her sophomore season.

Mikaylah Williams On Fire From Three
Williams recorded the first 20-point game of her career against MVSU, going 5-6 from three. Through the first week of the season Williams is No. 2 in the SEC in three-point shooting at 63.6-percent. As a freshman, she has already shown the ability to be a high volume scorer for the Tigers.

Mulkey Presents Championship Rings To Former Coaches
Coach Mulkey bought all of her former coaches she played for national championship rings and presented those to them at halftime of the MVSU game. She presented rings to Ms. Fairy Hannible (Hammond Jr. High), Gayle Montalvo (AAU), Charlie Domino (AAU), Mary Jo Castell (Hammond High), Iwana McGee (Hammond High), Sonja Hogg (LA Tech) and Leon Barmore (LA Tech) all of whom she played for in Louisiana.

"That group meant a lot to the state of Louisiana. That was basketball royalty on the women's side," Mulkey said. "A lot of them didn't get the recognition that women's basketball gets now. But that was a lot of wins on that floor. All of those people in this state have done a tremendous amount of good for women's basketball."

Reese Goes Over 1,000 Career Rebounds

Angel Reese secured her 1,000th career rebound during LSU's game against Queens. A rebounding machine, Reese came to LSU with 430 rebounds and her prowess on the boards has helped LSU elevate to one of the top teams across the country.

LSU Championship Rings

Commemorating the program's first NCAA Championship, the rings have a number of special features that help tell the story of last year's team. The top of the ring features 102 brilliant white stones in recognition of the amount of points the Tigers scored in the game against Iowa, a NCAA Championship game record. One side of the ring features a puzzle piece shaped like the state of Louisiana and last season's team motto 'Piece It 2gether' while the other side has the National Championship trophy with a singular purple stone to symbolize the program's first national championship. The bottom of the ring has LSU's tournament motto of Focus 4 Four, a nod to the goal of reaching a Final Four and the four quarters of effort that winning a NCAA Tournament game requires. The inside of the ring has the scores from all six of LSU's 2023 NCAA Tournament wins. Each ring has the recipient's name and number on it along with the year 2023 and last season's record of 34-2.

Third Season Opening Loss For Coach Mulkey

For just the third time in her career, Coach Mulkey lost the season opener. It was the first time she lost the season opener since the 2009-10 season at Tennessee. Her other season opening loss came at LSU to begin the 2004-05 season. Coach Mulkey went on to lead her team to a National Championship victory in 2005 and the Final Four in 2010.

LSU Enters The Season Ranked No. 1

After claiming the first national championship in program history and with multiple stars returning, LSU also reloaded with the nation's top two players out of the transfer portal and the nation's No. 1 ranked recruiting class. With an abundance of talent LSU was selected as the Preseason No. 1 team in the country for the first time in program history. Including last season when the Tigers finished ranked No. 1, this marks the fourth season where LSU has been ranked No. 1 at any point throughout the year.

Seasons LSU Held A No. 1 Ranking

1977-78
2004-05
2022-23
2023-24

Tuned In To The Tigers

LSU's NCAA Championship game victory was viewed by a record 9.9 million viewers on ABC who watched LSU score a NCAA Championship game record 102 points to claim the program's first national championship. This season LSU will be featured on national television for 18 games. The Tigers' season opener will premiere on TNT in Las Vegas against Colorado.

Return Of Showtime

During the 2022-23 season LSU put in a show that culminated in Dallas with the program's first National Championship. Fans were captivated by not just the Tigers exciting presence playing basketball, but also by the personality of the team away from the court. The Tigers return personalities like Angel Reese and Flau'Jae Johnson whose star power rose throughout the season. LSU also brought in nationally known stars like Hailey Van Lith and Aneesah Morrow from the transfer portal. Everytime the Tigers take the court, they look to put on a show.

The Summer of Angel Reese

Angel Reese had a prolific rise throughout her first year at LSU. She came to LSU with 70K followers on Instagram, but that number has now ballooned over 2-million. Fans were captivated by her tenacity on the court as she set records. As somebody who speaks her mind, Reese also proved to be somebody who can inspire fans. She was able to carry her momentum throughout the offseason where she won awards and was featured prominently throughout various forms of media. Throughout the offseason, Reese won the ESPY for Best Breakthrough Athlete and was named the BET Sportswoman of the Year. She was also featured on the TIME NEXT100 list. Reese appeared on the cover of Sports Illustrated with LSU gymnast Livvy Dunne for the magazine's money issue. She also appeared in a music video with Cardi B and Latto for the song 'Put It On Da Floor Again.' She has used her platform to give back, starting the Angel C. Reese Foundation which she has used to create a scholarship at St. Frances Academy in Baltimore where she went to high school as well as hosting an event at McKinley Elementary in Baton Rouge, donating bags and school supplies. The city of Baltimore also unveiled an outdoor court in the name of Angel Reese on the same day she threw out the first pitch at a Baltimore Orioles game. Reese continued to hoop throughout the summer as well and helped Team USA earned a Silver Medal at the FIBA AmeriCup. She recorded three double-doubles in the tournament and set the USA AmeriCup rebound record with 72 through the first six games.

After a summer of travel and stardom, Reese returned to campus for the start of school ready to get back with her team on the floor. In her second year now at LSU, Reese has high expectations for herself going into what could be her last college season. She has two years of eligibility remaining, but will be eligible to enter the WNBA draft after the season if she chooses. Reese has said that she will not worry about that decision until after the conclusion of the season.

Flau'Jae Johnson Gives Back And Elevate Brand

After claiming SEC Freshman of the Year and starting all 36 games of LSU's championship season, Johnson continued to elevate her brand throughout the Summer. The rap star who is signed with Jay Z's RocNation performed at Jay Z's Made In America music festival in Philadelphia. She also spent time at home in Savannah, Georgia, giving back to the town where she grew up. Johnson made a \$10K donation along with basketball shoes, uniforms, backpacks and school supplies to the Frank Callen Boys and Girls Club where she has some of her fondest memories. The city of Savannah also dedicated an intersection in her name. She also visited the Chatham County jail to offer support, counsel and encouragement to inmates there. She has previously done the same at Rikers Island jail in New York.

Mulkey Returns With A Healthy Heart

After noticing a tingling in her middle finger throughout the season, Coach Mulkey went to get it checked out at Our Lady of the Lake and was diagnosed with carpal tunnel syndrome and got treated. During that visit she asked the doctors for a neck scan to make sure everything looked good from a 2018 disk replacement surgery. During the scan, doctors noticed plaque in her carotid arteries. From there she went to see a cardiologist where they ran a stress test and discovered a 95-99% blockage in an artery. Mulkey had two stents put in and is back to full health. Despite being asymptomatic, Mulkey had the risk of having a heart attack and she is using her platform to encourage those over the age of 50 to have a stress test done.

The New Additions

After claiming the first National Championship in program history, LSU reloaded its roster with the top two players in the transfer portal and the nation's No. 1 ranked recruiting class.

Hailey Van Lith

Hailey Van Lith was the top-rated player by ESPN in the transfer portal as a guard from Louisville. It marked the second consecutive year LSU landed the top portal player after Angel Reese transferred to LSU last year. Over the past three seasons, Van Lith has been one of the top players in the ACC and in the country. Last season she was on the First-Team All-ACC and was an AP All-America honorable mention. She averaged 19.7 points, 3.2 assists and 4.5 rebounds per game last season and was the only player in American other than Iowa's Caitlin Clark who averaged at least 19 points, 4 rebounds and 3 assists. Over the Summer, Van Lith claimed a Gold Medal with Team USA at the 3x3 FIBA World Cup.

Aneesah Morrow

Anneesah Morrow came to LSU from DePaul as ESPN's No. 2 rated player in the transfer portal. A double-double machine, Morrow has 53 double-doubles in 66 career games. She led the Big East in rebounding both of the past two seasons and finished second in the conference in scoring both years. Last season Morrow averaged 25.7 points (No. 4 in NCAA) and 12.2 rebounds (No. 7 in NCAA). She and Angel Reese were the only two players in the country to rank inside the top-10 nationally in both scoring and rebounding. As a freshman during the 2021-22 season both the WBCA and USBWA tabbed Morrow as the National Freshman of the Year.

Mikaylah Williams

Mikaylah Williams was a highly recruited guard as the top player in her class according to AGSR, Prospects Nation and the Jr. All-Star National rankings. A native of Bossier City, Louisiana, Williams decided to stay home as the two-time reigning Louisiana Gatorade Player of the Year and she led Parkway High School to a State Championship as a senior. Williams is an all-around talent who played in the McDonald's High School All-America Game and was named the 2023 Morgan Wooten National Player of the Year. In September Mikaylah Williams led Team USA to its second consecutive Gold Medal at the 3x3 FIBA U18 World Cup where she was named the tournament's MVP for the second straight year.

Aalyah Del Rosario

Aalyah Del Rosario is from the Bronx, New York and has roots in the Dominican Republic where she grew up playing basketball. A 6-6 center, Del Rosario was the top post player in the class and was ranked as high as No. 4 overall by Just Women's Sports. She played high school ball at The Webb School in Tennessee with fellow LSU freshman Angelica Velez where the two teamed up to win back-to-back State Championships to close out their high school careers. Del Rosario was on the Naismith High School All-America Team.

Angelica Velez

Angelica Velez is a shift guard from the Bronx, New York who was ranked as the No. 21 player in her class by Prospects Nation. As a senior at the Webb School in Tennessee, Velez was named the 2023 Division II-A Miss Tennessee Basketball Player of the Year. She teamed up with fellow LSU freshman Aalyah Del Rosario at the Webb School where the two teamed up to win back-to-back State Championships to close out their high school careers. Velez played in the Ballislife All-America Game.

Janae Kent

Janae Kent is an all-around guard who has the size and athleticism at 6-1 to be a threat anywhere on the floor. An Oak Forest, Illinois native, Kent earned multiple South Suburban (Chicago) Conference Player of the Year Awards at Oak Forest High School. She scored over 1,000 points during her high school career.

Reese Led The SEC in Scoring and Rebounding

Reese averaged 23.0 points and 15.4 rebounds throughout the 2022-23 season, leading the SEC in both categories. She was the fourth player to lead the league in both categories, joining South Carolina's Marsha Williams (21.4 ppg, 11.3 rpg in 1992), Vanderbilt's Wendy Scholtens (21.4 ppg, 10.7 rpg in 1991 and 22.5 ppg, 10.9 rpg in 1989) and Georgia's Katrina McClain (24.9 ppg, 12.2 rpg in 1987).

A History Of Australian Players at LSU

In joining LSU prior to the 2022-23 season, Last-Tear Poa (Melbourne) became the seventh LSU Women's Basketball player from Australia, joining a list of great Australian basketball players for the Tigers. Three Australians rank in the Top-10 for the most points in school history. Julie Gross' (Tatura) 2,488 career points rank 3rd all-time in program history and she is one of just five Tigers with over 2,000 career points while Maree Jackson's (Albury) 1,852 career points rank 7th and Katrina Hibbert's (Melbourne) 1,695 career points rank No. 9 on LSU's all-time scoring list. With 1,466 career rebounds, Gross also ranks second in program history for career rebounds. Gross and Jackson were also the pillars on the only LSU Women's team to reach a postseason championship game, leading the Tigers to the 1977 AIAW Championship game as one of the most dominant center-forward combos in program history. Sharna Ayres (Melbourne), Alliyah Fareo (Sydney) and Louise Klafter (Adelaide) are the three other players from Australia to play at LSU.

A Special Australia To LSU Connection

During her club days in Australia, Last-Tear Poa played club basketball for former LSU Australian star Katrina Hibbert.

A Position Focused On NIL

As the era of Name, Image, and Likeness continues to evolve within collegiate athletics, head coach Kim Mulkey announced on the one-year anniversary of NIL, that Jennifer Roberts would take on a first-of-its-kind role in women's college basketball as LSU Women's Basketball's Director of Player Personnel and Influence. In this role, Roberts helps players within the program develop their personal brands, make informed decisions, and maximize their NIL opportunities. Roberts works closely with the NILSU staff to enhance branding opportunities and to ensure each women's basketball player at LSU has the opportunity to grow their brands to the fullest potential.

A LSU Collection Of Hall of Fame Coaches

LSU is the only women's basketball program with three coaches in the Naismith Basketball Hall of Fame. Sue Gunter was inducted in the Class of 2005, Van Chancellor in the Class of 2007 and Kim Mulkey in the Class of 2020. Gunter coached for 22 seasons (1982-2004) at LSU and put together a 442-221 record. She led LSU 14 NCAA Tournaments, including its first Final Four in her final season. Chancellor coached at LSU from 2007-11 and compiled a 90-40 record. He was also the head coach of the first WNBA Dynasty in the Houston Comets where he earned three WNBA Coach of the Year honors and won the league's first four titles. Although she was a part of the 2020 class, Mulkey was not inducted into the Naismith Hall of Fame until May 2021 (due to COVID), just a month after being named the head coach at LSU. In her first season in Baton Rouge, she led the greatest turnaround by a first-year head coach in SEC history and earned her third AP National Coach of the Year award. Geno Auriemma, Muffet McGraw and Mulkey are the only three coaches with three AP National Coach of the Year honors.

A PMAC Record Season Attendance

For the second consecutive year to start the Kim Mulkey Era at LSU, the Tigers set a program record for home attendance. With a total attendance of 112,983 throughout Coach Mulkey's first year at LSU a record was set, but Coach Mulkey's second year at LSU saw that record shattered. For the 2022-23 season the total PMAC attendance was 148,468 as fans came to see the show that is LSU Women's Basketball. Those fans did not see the Tigers lose as LSU was 17-0 in the PMAC throughout the season that ended with them lifting the national championship trophy. The final home regular season game against Mississippi had an attendance of 15,721, setting the record for the largest PMAC crowd ever, regardless of sport.

Record Season Ticket Sales

LSU has sold out its season tickets for the first time ever. A total of 9,750 season tickets have been purchased leaving seats still open for the student section as well as a limited amount of individual game tickets.

The Dream Team

The Dream Team is the LSU Women's Basketball practice team that is comprised of male students at LSU. The Dream Team is designed to go up against the Tigers every day in practice to help push the team while allowing practices to run efficiently.

Fast Break Club

The Fast Break Club is the LSU Women's Basketball Booster Club that is designed to help the Tigers achieve both on and off the court. It gives fans an opportunity to feel like they are apart of the program with monthly luncheons during the season that Coach Mulkey speaks at. The Fast Break Club has over 200 members already and is still growing in Coach Mulkey's first season leading the Tigers.

2023-24 Season and Career Breakdown

Season Breakdown

Player	10+ PTS	20+ PTS	30+ PTS	40+ PTS	10+ REBS	20+ REBS	5+ ASTS	10+ ASTS	DBL DBL	TRP DBL
Bartlett	--	--	--	--	--	--	--	--	--	--
Besselman	--	--	--	--	--	--	--	--	--	--
Del Rosario	4	1	--	--	2	--	--	--	1	--
Johnson	25	4	--	--	2	--	3	--	1	--
Kent	--	--	--	--	--	--	--	--	--	--
Morrow	26	8	1	--	19	1	1	--	18	--
Poa	2	--	--	--	--	--	8	--	--	--
Reese	26	14	--	--	20	2	3	--	20	--
Smith	3	2	--	--	2	--	--	--	1	--
Van Lith	18	4	--	--	--	--	10	--	--	--
Velez	1	--	--	--	--	--	1	--	--	--
Williams	23	7	1	1	1	--	6	--	1	--

Season Highs

PTS	ASTS	REB	3PM	FGM	FTM	STL	BLK
4	--	--	--	2	--	--	2
2	--	2	--	1	--	2	--
27	1	10	--	10	7	2	4
24	5	15	1	11	5	5	3
7	3	6	--	6	1	3	3
37	5	20	1	15	6	9	3
13	8	6	--	3	3	6	1
28	7	20	--	11	11	6	5
21	1	11	--	9	5	1	3
26	7	1	2	4	9	4	2
10	5	3	--	3	3	1	--
42	7	11	5	8	7	4	1

Career Breakdown

Player	10+ PTS	20+ PTS	30+ PTS	40+ PTS	10+ REBS	20+ REBS	5+ ASTS	10+ ASTS	DBL DBL	TRP DBL
Bartlett	--	--	--	--	--	--	--	--	--	--
Besselman	--	--	--	--	--	--	--	--	--	--
Del Rosario	4	1	--	--	2	--	--	--	1	--
Johnson	45	9	--	--	6	--	7	--	4	--
Kent	--	--	--	--	--	--	--	--	--	--
Morrow	90	56	12	3	70	3	4	--	69	--
Poa	3	--	--	--	--	1	9	--	--	--
Reese	98	54	6	--	72	8	6	--	72	--
Smith	9	2	--	--	4	--	--	--	2	--
Van Lith	97	35	2	--	4	--	21	--	4	--
Velez	1	--	--	--	--	--	1	--	--	--
Williams	23	7	1	1	1	--	6	--	1	--

Career Highs

PTS	ASTS	REB	3PM	FGM	FTM	STL	BLK
8	1	5	--	3	2	1	4
2	--	2	--	1	--	2	--
27	1	10	--	10	7	2	4
27	6	15	5	11	10	6	4
7	3	6	--	6	1	3	3
45	6	27	6	18	10	9	6
13	8	6	2	3	8	6	1
36	7	28	1	13	16	6	6
21	3	11	1	5	6	3	5
34	8	11	6	13	13	5	2
10	5	3	--	3	3	1	--
42	7	11	5	8	7	4	1



2023-24 LSU Women's Basketball Combined Team Statistics All games

Page 1/1
as of Mar 03, 2024

Game Records

Record	Overall	Home	Away	Neutral
ALL GAMES	26-4	16-1	8-2	2-1
CONFERENCE	13-3	7-1	6-2	0-0
NON-CONFERENCE	13-1	9-0	2-0	2-1

Score by Periods

Team	1st	2nd	3rd	4th	OT	TOT
LSU	647	623	724	642	0	2636
Opponents	439	429	495	507	0	1870

Team Box Score

No.	Player				Total		3-Point		F-Throw		Rebounds													
		GP-GS	MIN	AVG	FG-FGA	FG%	3FG-3FGA	3FG%	FT-FTA	FT%	OFF	DEF	TOT	AVG	PF	DQ	A	TO	BLK	STL	PTS	AVG		
10	REESE, Angel	26-26	796:10	30.6	169-339	.499	1-8	.125	158-214	.738	146	193	339	13.0	67	1	63	63	24	47	497	19.1		
24	MORROW, Aneesah	30-27	957:47	31.9	203-424	.479	11-50	.220	85-103	.825	104	197	301	10.0	70	0	51	55	38	81	502	16.7		
12	WILLIAMS, Mikaylah	29-29	915:51	31.6	162-340	.476	49-130	.377	58-74	.784	42	99	141	4.9	65	1	89	71	9	37	431	14.9		
4	JOHNSON, Flau'jae	29-27	902:02	31.1	152-310	.490	22-69	.319	70-94	.745	63	98	161	5.6	72	0	73	53	26	62	396	13.7		
11	VAN LITH, Hailey	26-26	806:42	31.0	108-269	.401	34-95	.358	69-86	.802	11	49	60	2.3	53	1	99	69	10	34	319	12.3		
5	SMITH, Sa'Myah	7-6	161:60	23.1	31-47	.660	0-0	.000	20-34	.588	26	27	53	7.6	10	0	6	18	11	2	82	11.7		
23	DEL ROSARIO, Aalyah	30-1	349:49	11.7	57-108	.528	0-0	.000	49-86	.570	45	74	119	4.0	46	0	6	23	26	12	163	5.4		
13	POA, Last-Tear	30-8	618:33	20.6	36-87	.414	4-24	.167	65-77	.844	7	42	49	1.6	55	0	94	62	10	35	141	4.7		
55	POOLE, Kateri	4-0	50:07	12.5	2-4	.500	1-3	.333	3-4	.750	1	6	7	1.8	1	0	6	8	2	2	8	2.0		
20	KENT, Janae	27-0	201:38	7.5	18-57	.316	2-19	.105	8-15	.533	11	8	19	0.7	20	0	11	10	1	7	46	1.7		
1	VELEZ, Angelica	21-0	105:40	5.0	9-26	.346	1-2	.500	8-11	.727	1	12	13	0.6	15	1	13	15	2	4	27	1.3		
2	BARTLETT, Amani	21-0	94:46	4.5	6-10	.600	0-0	.000	6-8	.750	4	21	25	1.2	8	0	1	5	7	5	18	0.9		
14	BESSELMAN, Izzy	18-0	38:56	2.2	2-3	.667	0-1	.000	2-4	.500	0	9	9	0.5	4	0	0	2	1	2	6	0.3		
Team											58	58	116					5						
Total		30	6000		955-2024	.472	125-401	.312	601-810	.742	519	893	1412	47.1	486	4	512	459	167	330	2636	87.9		
Opponents		30	6000		680-1861	.365	193-654	.295	317-482	.658	363	629	992	33.1	669	34	319	610	106	238	1870	62.3		

Team Statistics

	LSU	OPP
Scoring		
Points per game	87.9	62.3
Scoring margin	+25.5	-
Field goals-att		
Field goal pct	.472	.365
3 point fg-att		
3-point FG pct	.312	.295
3-pt FG made per game	4.2	6.4
Free throws-att		
Free throw pct	.742	.658
F-Throws made per game	20.0	10.6
Rebounds		
Rebounds per game	47.1	33.1
Rebounding margin	+14.0	-
Assists		
Assists per game	17.1	10.6
Turnovers		
Turnovers per game	15.3	20.3
Turnover margin	+5.0	-
Assist/turnover ratio	1.1	0.5
Steals		
Steals per game	11.0	7.9
Blocks		
Blocks per game	5.6	3.5
Winning streak		
Home win streak	4	-
Attendance		
Home games-Avg/Game	17-11491	10-7904
Neutral site-Avg/Game	-	3-3182

Team Results

Date	Opponent		Score	Att.
11/06/2023	vs Colorado	L	78-92	7595
11/09/2023	Queens (NC)	W	112-55	10371
11/12/2023	Mississippi Val.	W	109-47	10720
11/14/2023	Kent St.	W	109-79	9117
11/17/2023	at Southeastern La.	W	73-50	7500
11/20/2023	Texas Southern	W	106-47	10787
11/24/2023	vs Niagara	W	99-65	300
11/25/2023	vs Virginia	W	76-73	1650
11/30/2023	Virginia Tech	W	82-64	10790
12/10/2023	Louisiana	W	83-53	10794
12/12/2023	McNeese	W	133-44	10653
12/17/2023	Northwestern St.	W	81-36	11432
12/20/2023	at Coppin St.	W	80-48	4100
12/30/2023	Jacksonville	W	110-68	12347
01/04/2024	Missouri	W	92-72	11286
01/07/2024	at Ole Miss	W	84-73	9074
01/11/2024	Texas A&M	W	87-70	11536
01/14/2024	at Auburn	L	62-67	7720
01/18/2024	at Alabama	W	78-58	5575
01/21/2024	Arkansas	W	99-68	12873
01/25/2024	South Carolina	L	70-76	13205
01/29/2024	at Mississippi St.	L	73-77	9121
02/04/2024	Florida	W	106-66	12707
02/08/2024	at Vanderbilt	W	85-62	6354
02/11/2024	Alabama	W	85-66	12228
02/19/2024	at Texas A&M	W	81-58	6908
02/22/2024	Auburn	W	71-66	11453
02/25/2024	at Tennessee	W	75-60	15281
02/29/2024	at Georgia	W	80-54	7406
03/03/2024	Kentucky	W	77-56	13044



2023-24 LSU Women's Basketball Combined Team Statistics In Conference games

Page 1/1
as of Mar 03, 2024

Game Records

Record	Overall	Home	Away	Neutral
ALL GAMES	13-3	7-1	6-2	0-0
CONFERENCE	13-3	7-1	6-2	0-0
NON-CONFERENCE	0-0	0-0	0-0	0-0

Score by Periods

Team	1st	2nd	3rd	4th	OT	TOT
LSU	328	328	337	312	0	1305
Opponents	257	226	291	275	0	1049

Team Box Score

No.	Player				Total		3-Point		F-Throw		Rebounds													
		GP-GS	MIN	AVG	FG-FGA	FG%	3FG-3FGA	3FG%	FT-FTA	FT%	OFF	DEF	TOT	AVG	PF	DQ	A	TO	BLK	STL	PTS	AVG		
10	REESE, Angel	16-16	533:27	33.3	107-226	.473	1-2	.500	86-114	.754	98	131	229	14.3	44	1	44	41	18	24	301	18.8		
24	MORROW, Aneesah	16-16	555:52	34.7	101-213	.474	8-24	.333	34-42	.810	51	117	168	10.5	46	0	36	30	16	41	244	15.3		
4	JOHNSON, Flau'jae	16-16	533:32	33.3	91-189	.481	13-41	.317	37-52	.712	29	51	80	5.0	46	0	38	33	14	26	232	14.5		
12	WILLIAMS, Mikaylah	15-15	507:50	33.9	73-169	.432	19-64	.297	26-39	.667	26	50	76	5.1	32	1	50	40	7	17	191	12.7		
11	VAN LITH, Hailey	16-16	507:44	31.7	65-171	.380	23-66	.348	45-51	.882	6	35	41	2.6	37	1	49	41	4	17	198	12.4		
13	POA, Last-Tear	16-1	283:44	17.7	20-46	.435	2-11	.182	23-29	.793	2	15	17	1.1	28	0	39	37	4	13	65	4.1		
23	DEL ROSARIO, Aalyah	16-0	151:34	9.5	19-42	.452	0-0	.000	19-34	.559	22	31	53	3.3	21	0	1	6	13	3	57	3.6		
20	KENT, Janae	14-0	67:47	4.8	6-18	.333	0-6	.000	1-5	.200	6	3	9	0.6	8	0	1	4	0	0	13	0.9		
1	VELEZ, Angelica	10-0	23:30	2.4	2-7	.286	0-0	.000	0-0	.000	0	3	3	0.3	1	0	2	4	1	0	4	0.4		
2	BARTLETT, Amani	10-0	22:07	2.2	0-2	.000	0-0	.000	0-0	.000	0	6	6	0.6	2	0	0	2	1	2	0	0.0		
14	BESSELMAN, Izzy	9-0	12:52	1.4	0-0	.000	0-0	.000	0-0	.000	0	2	2	0.2	1	0	0	0	0	0	0	0.0		
Team											39	25	64					4						
Total		16	3200		484-1083	.447	66-214	.308	271-366	.740	279	469	748	46.8	266	3	260	242	78	143	1305	81.6		
Opponents		16	3200		382-1025	.373	101-354	.285	184-269	.684	211	361	572	35.8	311	8	187	268	71	130	1049	65.6		

Team Statistics

	LSU	OPP
Scoring		
Points per game	81.6	65.6
Scoring margin	+16.0	-
Field goals-att		
Field goal pct	.447	.373
3 point fg-att		
3-point FG pct	.308	.285
3-pt FG made per game	4.1	6.3
Free throws-att		
Free throw pct	.740	.684
F-Throws made per game	16.9	11.5
Rebounds		
Rebounds per game	46.8	35.8
Rebounding margin	+11.0	-
Assists		
Assists per game	16.3	11.7
Turnovers		
Turnovers per game	15.1	16.8
Turnover margin	+1.6	-
Assist/turnover ratio	1.1	0.7
Steals		
Steals per game	8.9	8.1
Blocks		
Blocks per game	4.9	4.4
Winning streak		
Home win streak	4	-
Attendance		
Home games-Avg/Game	8-12292	8-8430
Neutral site-Avg/Game	-	0-0

Team Results

Date	Opponent		Score	Att.
01/04/2024	Missouri	W	92-72	11286
01/07/2024	at Ole Miss	W	84-73	9074
01/11/2024	Texas A&M	W	87-70	11536
01/14/2024	at Auburn	L	62-67	7720
01/18/2024	at Alabama	W	78-58	5575
01/21/2024	Arkansas	W	99-68	12873
01/25/2024	South Carolina	L	70-76	13205
01/29/2024	at Mississippi St.	L	73-77	9121
02/04/2024	Florida	W	106-66	12707
02/08/2024	at Vanderbilt	W	85-62	6354
02/11/2024	Alabama	W	85-66	12228
02/19/2024	at Texas A&M	W	81-58	6908
02/22/2024	Auburn	W	71-66	11453
02/25/2024	at Tennessee	W	75-60	15281
02/29/2024	at Georgia	W	80-54	7406
03/03/2024	Kentucky	W	77-56	13044



2023-24 LSU Women's Basketball Team Game-by-Game All games

Page 1/1
as of Mar 05, 2024

				Total		3-Pointers		Free throws		Rebounds											
Opponent	Date	Score		FG-FGA	PCT	3FG-3FGA	PCT	FT-FTA	PCT	OFF	DEF	TOT	AVG	PF	A	TO	BLK	STL	PTS	AVG	
vs Colorado	11/06/2023	78-92	L	29-66	.439	4-10	.400	16-24	.667	13	26	39	39.0	20	13	19	6	6	78	78.0	
Queens (NC)	11/09/2023	112-55	W	42-66	.636	4-13	.308	24-29	.828	13	36	49	44.0	8	20	12	5	9	112	95.0	
Mississippi Val.	11/12/2023	109-47	W	36-66	.545	6-19	.316	31-50	.620	17	42	59	49.0	18	21	20	12	12	109	99.7	
Kent St.	11/14/2023	109-79	W	42-74	.568	6-17	.353	19-23	.826	19	21	40	46.8	13	17	13	5	20	109	102.0	
at Southeastern La.	11/17/2023	73-50	W	26-63	.413	4-14	.286	17-20	.850	16	28	44	46.2	12	11	15	4	10	73	96.2	
Texas Southern	11/20/2023	106-47	W	38-79	.481	5-17	.294	25-31	.806	21	28	49	46.7	15	19	13	8	22	106	97.8	
vs Niagara	11/24/2023	99-65	W	36-63	.571	3-5	.600	24-30	.800	9	29	38	45.4	22	24	21	8	13	99	98.0	
vs Virginia	11/25/2023	76-73	W	27-67	.403	2-8	.250	20-24	.833	18	29	47	45.6	17	16	16	2	4	76	95.3	
Virginia Tech	11/30/2023	82-64	W	31-62	.500	3-13	.231	17-26	.654	17	26	43	45.3	13	15	13	4	9	82	93.8	
Louisiana	12/10/2023	83-53	W	26-54	.481	4-17	.235	27-39	.692	19	33	52	46.0	14	19	17	7	9	83	92.7	
McNeese	12/12/2023	133-44	W	45-78	.577	4-8	.500	39-52	.750	20	32	52	46.5	15	20	7	5	20	133	96.4	
Northwestern St.	12/17/2023	81-36	W	30-70	.429	2-15	.133	19-25	.760	18	32	50	46.8	17	13	16	9	21	81	95.1	
at Coppin St.	12/20/2023	80-48	W	32-67	.478	4-15	.267	12-19	.632	21	27	48	46.9	11	20	12	4	14	80	93.9	
Jacksonville	12/30/2023	110-68	W	31-66	.470	8-16	.500	40-52	.769	19	35	54	47.4	25	24	23	10	18	110	95.1	
Missouri	01/04/2024	92-72	W	36-72	.500	3-17	.176	17-21	.810	15	29	44	47.2	14	20	13	6	9	92	94.9	
at Ole Miss	01/07/2024	84-73	W	31-66	.470	8-13	.615	14-22	.636	18	26	44	47.0	20	15	19	3	9	84	94.2	
Texas A&M	01/11/2024	87-70	W	28-60	.467	6-11	.545	25-32	.781	15	29	44	46.8	15	18	20	3	7	87	93.8	
at Auburn	01/14/2024	62-67	L	23-55	.418	0-2	.000	16-25	.640	14	22	36	46.2	19	11	15	1	10	62	92.0	
at Alabama	01/18/2024	78-58	W	26-69	.377	4-14	.286	22-31	.710	25	28	53	46.6	21	14	12	4	12	78	91.3	
Arkansas	01/21/2024	99-68	W	36-74	.486	8-20	.400	19-26	.731	18	42	60	47.3	16	26	12	5	5	99	91.7	
South Carolina	01/25/2024	70-76	L	30-67	.448	6-18	.333	4-9	.444	13	24	37	46.8	15	17	12	7	6	70	90.6	
at Mississippi St.	01/29/2024	73-77	L	29-65	.446	3-14	.214	12-15	.800	18	17	35	46.2	18	12	21	2	17	73	89.8	
Florida	02/04/2024	106-66	W	37-75	.493	7-15	.467	25-34	.735	18	41	59	46.8	20	20	17	7	7	106	90.5	
at Vanderbilt	02/08/2024	85-62	W	32-73	.438	2-13	.154	19-29	.655	26	31	57	47.2	18	9	18	6	12	85	90.3	
Alabama	02/11/2024	85-66	W	30-71	.423	2-14	.143	23-29	.793	21	33	54	47.5	17	17	13	6	12	85	90.1	
at Texas A&M	02/19/2024	81-58	W	31-59	.525	3-14	.214	16-20	.800	10	31	41	47.2	18	20	16	5	8	81	89.7	
Auburn	02/22/2024	71-66	W	23-50	.460	2-5	.400	23-27	.852	11	31	42	47.0	18	13	23	7	6	71	89.0	
at Tennessee	02/25/2024	75-60	W	29-87	.333	6-15	.400	11-14	.786	26	30	56	47.4	16	15	7	5	3	75	88.5	
at Georgia	02/29/2024	80-54	W	32-71	.451	5-17	.294	11-15	.733	17	26	43	47.2	8	17	9	3	6	80	88.2	
Kentucky	03/03/2024	77-56	W	31-69	.449	1-12	.083	14-17	.824	14	29	43	47.1	13	16	15	8	14	77	87.9	
Total		2636		955-2024	.472	125-401	.312	601-810	.742	519	893	1412	47.1	486	512	459	167	330	2636	87.9	
Opponents		1870		680-1861	.365	193-654	.295	317-482	.658	363	629	992	33.1	669	319	610	106	238	1870	62.3	

LSU Averages

Games Played	Points/game	FG Pct	3FG Pct	FT Pct	Rebounds/game	Assists/game	Turnovers/game	Assist/Turnover ratio	Steals/game	Blocks/game
30	87.9	47.2	31.2	74.2	47.1	17.1	15.3	1.1	11.0	5.6

Team Season Highs/Lows

	Points	FG%	3FG%	Rebounds	Assists	Blocks	Steals	Turnovers
High	133	63.6	61.5	60	26	12	22	23
Low	62	33.3	0.0	35	11	1	4	7



2023-24 LSU Women's Basketball Opponents Game-by-Game All games

Page 1/1
as of Mar 05, 2024

Opponent	Date	Score		Total		3-Pointers		Free throws		Rebounds										
				FG-FGA	PCT	3FG-3FGA	PCT	FT-FTA	PCT	OFF	DEF	TOT	AVG	PF	A	TO	BLK	STL	PTS	AVG
vs Colorado	11/06/2023	78-92	L	33-62	.532	10-23	.435	16-24	.667	9	28	37	37.0	26	24	21	3	11	92	92.0
Queens (NC)	11/09/2023	112-55	W	21-65	.323	10-24	.417	3-5	.600	8	13	21	29.0	20	9	19	1	5	55	73.5
Mississippi Val.	11/12/2023	109-47	W	17-70	.243	4-18	.222	9-18	.500	14	19	33	30.3	35	5	27	1	12	47	64.7
Kent St.	11/14/2023	109-79	W	26-60	.433	14-33	.424	13-19	.684	16	14	30	30.3	19	13	28	4	7	79	68.3
at Southeastern La.	11/17/2023	73-50	W	20-53	.377	5-16	.313	5-9	.556	7	22	29	30.0	17	9	18	2	7	50	64.6
Texas Southern	11/20/2023	106-47	W	18-54	.333	3-18	.167	8-14	.571	11	22	33	30.5	25	4	35	6	9	47	61.7
vs Niagara	11/24/2023	99-65	W	22-66	.333	6-24	.250	15-21	.714	17	22	39	31.7	30	11	30	1	8	65	62.1
vs Virginia	11/25/2023	76-73	W	27-72	.375	9-31	.290	10-14	.714	19	23	42	33.0	24	14	16	6	8	73	63.5
Virginia Tech	11/30/2023	82-64	W	26-64	.406	4-21	.190	8-11	.727	14	15	29	32.6	21	6	14	2	1	64	63.6
Louisiana	12/10/2023	83-53	W	22-58	.379	4-11	.364	5-12	.417	8	14	22	31.5	33	4	17	1	12	53	62.5
McNeese	12/12/2023	133-44	W	16-55	.291	5-21	.238	7-13	.538	9	18	27	31.1	32	9	36	1	3	44	60.8
Northwestern St.	12/17/2023	81-36	W	11-45	.244	5-16	.313	9-15	.600	3	23	26	30.7	23	6	31	3	5	36	58.8
at Coppin St.	12/20/2023	80-48	W	18-53	.340	9-28	.321	3-6	.500	9	17	26	30.3	16	10	22	1	6	48	57.9
Jacksonville	12/30/2023	110-68	W	21-59	.356	4-16	.250	22-32	.688	8	18	26	30.0	37	8	28	3	14	68	58.6
Missouri	01/04/2024	92-72	W	28-64	.438	9-30	.300	7-11	.636	10	21	31	30.1	20	15	18	1	6	72	59.5
at Ole Miss	01/07/2024	84-73	W	24-60	.400	3-11	.273	22-27	.815	13	23	36	30.4	20	14	19	8	11	73	60.4
Texas A&M	01/11/2024	87-70	W	29-72	.403	4-22	.182	8-12	.667	15	20	35	30.7	20	12	19	5	11	70	60.9
at Auburn	01/14/2024	62-67	L	26-59	.441	4-11	.364	11-15	.733	14	20	34	30.9	17	11	17	1	10	67	61.3
at Alabama	01/18/2024	78-58	W	15-52	.288	5-20	.250	23-28	.821	13	24	37	31.2	25	8	19	9	5	58	61.1
Arkansas	01/21/2024	99-68	W	20-72	.278	12-47	.255	16-17	.941	9	24	33	31.3	18	11	7	7	4	68	61.5
South Carolina	01/25/2024	70-76	L	31-65	.477	7-20	.350	7-13	.538	12	27	39	31.7	11	15	12	4	6	76	62.1
at Mississippi St.	01/29/2024	73-77	L	30-57	.526	9-17	.529	8-13	.615	13	20	33	31.7	16	13	22	5	12	77	62.8
Florida	02/04/2024	106-66	W	24-68	.353	4-23	.174	14-26	.538	11	23	34	31.8	28	7	20	2	11	66	63.0
at Vanderbilt	02/08/2024	85-62	W	20-64	.313	6-32	.188	16-21	.762	14	21	35	32.0	23	11	19	5	13	62	62.9
Alabama	02/11/2024	85-66	W	22-63	.349	14-37	.378	8-17	.471	12	22	34	32.0	23	17	17	6	7	66	63.0
at Texas A&M	02/19/2024	81-58	W	23-71	.324	2-17	.118	10-15	.667	18	20	38	32.3	20	9	14	3	9	58	62.8
Auburn	02/22/2024	71-66	W	24-64	.375	7-16	.438	11-16	.688	11	17	28	32.1	25	7	15	5	10	66	63.0
at Tennessee	02/25/2024	75-60	W	23-74	.311	3-18	.167	11-16	.688	22	31	53	32.9	18	13	11	4	2	60	62.9
at Georgia	02/29/2024	80-54	W	21-58	.362	6-18	.333	6-8	.750	11	24	35	32.9	12	12	16	0	4	54	62.6
Kentucky	03/03/2024	77-56	W	22-62	.355	6-15	.400	6-14	.429	13	24	37	33.1	15	12	23	6	9	56	62.3
Total		1870		680-1861	.365	193-654	.295	317-482	.658	363	629	992	33.1	669	319	610	106	238	1870	62.3
LSU		2636		955-2024	.472	125-401	.312	601-810	.742	519	893	1412	47.1	486	512	459	167	330	2636	87.9

Opponents Averages

Games Played	Points/game	FG Pct	3FG Pct	FT Pct	Rebounds/game	Assists/game	Turnovers/game	Assist/Turnover ratio	Steals/game	Blocks/game
30	62.3	36.5	29.5	65.8	33.1	10.6	20.3	0.5	7.9	3.5

Opponent Season Highs/Lows

	Points	FG%	3FG%	Rebounds	Assists	Blocks	Steals	Turnovers
High	92	53.2	52.9	42	24	9	14	36
Low	36	24.3	16.7	21	4	1	1	7

LSU Specialty Stats

Opponent	Points off turnovers	Points in paint	Second Chance Points	Fast Break Points	Bench Points
Colorado	21	42	6	28	9
Queens	26	68	23	28	38
MVSU	28	52	17	29	34
Kent State	42	58	24	32	27
at Southeastern	23	34	14	10	22
Texas Southern	48	60	22	32	35
Niagara	35	54	7	26	18
Virginia	13	42	15	8	8
Virginia Tech	12	32	17	12	4
Louisiana-Lafayette	14	36	21	9	13
McNeese	52	60	20	42	48
Northwestern St.	30	52	22	22	11
at Coppin St.	26	52	17	24	13
Jacksonville	32	36	15	40	24
Missouri	29	52	19	20	4
at Ole Miss	22	28	16	11	1
Texas A&M	15	32	11	13	5
at Auburn	15	42	13	11	4
at Alabama	21	38	19	13	6
Arkansas	14	36	16	11	15
South Carolina	15	40	13	4	4
at Mississippi St.	27	48	10	15	6
Florida	21	42	24	8	22
at Vanderbilt	25	44	32	15	17
Alabama	27	50	19	18	13
at Texas A&M	18	44	14	16	9
Auburn	18	40	12	16	19
at Tennessee	14	30	20	21	6
at Georgia	20	38	23	6	4
Kentucky	26	50	5	22	2
Total/Average	729/24.3	1,332/44.4	506/16.9	562/18.8	442/14.7

Opponent Specialty Stats

Opponent	Points off turnovers	Points in paint	Second Chance Points	Fast Break Points	Bench Points
Colorado	21	38	13	9	23
Queens	7	12	5	10	12
MVSU	12	12	5	12	12
Kent State	8	14	14	8	19
at Southeastern	12	18	5	0	18
Texas Southern	9	20	9	6	27
Niagara	17	30	8	10	19
Virginia	16	32	21	14	22
Virginia Tech	11	30	8	4	9
Louisiana-Lafayette	13	18	2	9	19
McNeese	3	14	3	4	6
Northwestern St.	9	6	0	2	14
at Coppin St.	8	12	9	6	12
Jacksonville	17	28	9	17	30
Missouri	15	32	10	13	21
at Ole Miss	18	36	10	19	14
Texas A&M	21	40	12	15	2
at Auburn	20	28	10	16	17
at Alabama	16	14	10	18	8
Arkansas	6	16	10	11	9
South Carolina	14	46	14	13	16
at Mississippi St.	23	34	7	13	35
Florida	19	30	4	18	37
at Vanderbilt	14	16	11	11	19
Alabama	8	8	10	13	9
at Texas A&M	13	34	18	4	5
Auburn	23	16	6	14	11
at Tennessee	3	36	21	8	13
at Georgia	11	8	5	15	9
Kentucky	12	24	3	10	22
Total/Average	399/13.3	704/23.5	257/8.6	322/10.7	489/16.3



LSU • SEC TOURNAMENT HISTORY

Appearances: 43 | All-Time Record: 38-42
Best Finish: Champions • 1991, 2003



1980 • KNOXVILLE, TENN.

First Round: Bye
Second Round: Auburn 70, LSU 64

1981 • BATON ROUGE, LA.

First Round: Bye
Second Round: Auburn 73, LSU 71 (OT)

1982 • LEXINGTON, KY.

First Round: Bye
Second Round: LSU 77, Ole Miss 73
Semifinals: Kentucky 85, LSU 71
Consolation: Georgia 77, LSU 66

1983 • KNOXVILLE, TENN.

First Round: Bye
Second Round: (E3) Georgia 79, (W2) LSU 78

1984 • ATHENS, GA.

First Round: Bye
Second Round: (W2) LSU 81, (E3) Kentucky 81
Semifinals: (E1) Georgia 84, (W2) LSU 77

1985 • KNOXVILLE, TENN.

First Round: Bye
Second Round: (E2) Tennessee 85, (W3) LSU 78

1986 • ATHENS, GA.

First Round: Bye
Second Round: (3) LSU 67, (6) Kentucky 66
Semifinals: (3) LSU 83, (7) Vanderbilt 60
Finals: (1) Georgia 94, (3) LSU 72

1987 • ALBANY, GA.

First Round: Bye
Second Round: (4) Tennessee 64, (5) LSU 63

1988 • ALBANY, GA.

First Round: Bye
Second Round: (6) Georgia 86, (3) LSU 84

1989 • ALBANY, GA.

First Round: Bye
Second Round: (5) LSU 79, (4) Vanderbilt 73
Semifinals: (1) Auburn 75, (5) LSU 65

1990 • ALBANY, GA.

First Round: (7) LSU 68, (10) Mississippi State 49
Second Round: (2) Auburn 91, (7) LSU 65

1991 • ALBANY, GA. • CHAMPIONS

First Round: Bye
Second Round: (4) LSU 96, (5) Kentucky 76
Semifinals: (4) LSU 83, (1) Georgia 74
Finals: (4) LSU 80, (2) Tennessee 75

1992 • ALBANY, GA.

First Round: (10) LSU 61, (7) Mississippi State 56
Second Round: (2) Tennessee 70, (10) LSU 65

1993 • CHATTANOOGA, TENN.

First Round: (5) Alabama 106, (12) LSU 86

1994 • CHATTANOOGA, TENN.

First Round: (6) Auburn 76, (11) LSU 73

1995 • CHATTANOOGA, TENN.

First Round: (6) Florida 88, (11) LSU 80

1996 • CHATTANOOGA, TENN.

First Round: (8) LSU 85, (9) Mississippi State 63
Second Round: (8) LSU 73, (1) Georgia 71
Semifinals: (4) Alabama 86, (8) LSU 70

1997 • CHATTANOOGA, TENN.

First Round: Bye
Second Round: (5) Tennessee 100, (4) LSU 99 (OT)

1998 • COLUMBUS, GA.

First Round: (11) South Carolina 76, (6) LSU 61

1999 • CHATTANOOGA, TENN.

First Round: Bye
Second Round: (7) Kentucky 81, (2) LSU 71

2000 • CHATTANOOGA, TENN.

First Round: Bye
Second Round: (6) Vanderbilt 59, (3) LSU 46

2001 • MEMPHIS, TENN.

First Round: (5) LSU 72, (12) Kentucky 57
Second Round: (4) Vanderbilt 70, (5) LSU 58

2002 • NASHVILLE, TENN.

First Round: Bye
Second Round: (4) LSU 74, (12) Kentucky 62
Semifinals: (4) LSU 81, (1) Tennessee 80
Finals: (3) Vanderbilt 63, (4) LSU 48

2003 • LITTLE ROCK, ARK. • CHAMPIONS

First Round: Bye
Second Round: (2) LSU 78, (7) Arkansas 72
Semifinals: (2) LSU 78, (6) Vanderbilt 69
Finals: (2) LSU 78, (1) Tennessee 62

2004 • NASHVILLE, TENN.

First Round: Bye
Second Round: (2) LSU 79, (7) Ole Miss 66
Semifinals: (6) Vanderbilt 78, (2) LSU 66

2005 • GREENVILLE, S.C.

First Round: Bye
Second Round: (1) LSU 60, (9) Alabama 59
Semifinals: (1) LSU 79, (4) Georgia 65
Finals: (2) Tennessee 67, (1) LSU 65

2006 • NORTH LITTLE ROCK, ARK.

First Round: Bye
Second Round: (1) LSU 91, (8) Ole Miss 73
Semifinals: (1) LSU 79, (4) Kentucky 52
Finals: (2) Tennessee 63, (1) LSU 62

2007 • DULUTH, GA.

First Round: Bye
Second Round: (4) LSU 52, (5) Ole Miss 46
Semifinals: (4) LSU 63, (1) Tennessee 54
Finals: (3) Vanderbilt 51, (4) LSU 45

2008 • NASHVILLE, TENN.

First Round: Bye
Second Round: (1) LSU 80, (8) Ole Miss 36
Semifinals: (1) LSU 66, (4) Kentucky 49
Finals: (2) Tennessee 61, (1) LSU 55

2009 • LITTLE ROCK, ARK.

First Round: Bye
Second Round: (3) LSU 63, (6) Mississippi State 58
Semifinals: (2) Vanderbilt 61, (3) LSU 47

2010 • DULUTH, GA.

First Round: Bye
Second Round: (5) Vanderbilt 63, (4) LSU 61

2011 • NASHVILLE, TENN.

First Round: (7) LSU 60, (10) Alabama 36
Second Round: (2) Kentucky 60, (7) LSU 58

2012 • NASHVILLE, TENN.

First Round: Bye
Second Round: (4) LSU 41, (5) Arkansas 40
Semifinals: (4) LSU 72, (1) Kentucky 61
Finals: (2) Tennessee 70, (4) LSU 58

2013 • DULUTH, GA.

First Round: Bye
Second Round: (6) LSU 65, (11) Auburn 62
Quarterfinals: (3) Georgia 71, (6) LSU 53

2014 • DULUTH, GA.

First Round: Bye
Second Round: (10) LSU 78, (7) Alabama 65
Quarterfinals: (2) Tennessee 77, (10) LSU 65

2015 • LITTLE ROCK, ARK.

First Round: Bye
Second Round: Bye
Quarterfinals: (4) LSU 71, (5) Texas A&M 65
Semifinals: (1) South Carolina 74, (4) LSU 64

2016 • JACKSONVILLE, FLA.

First Round: (13) LSU 58, (12) Alabama 49
Second Round: (5) Kentucky 79, (13) LSU 71

2017 • GREENVILLE, S.C.

First Round: Bye
Second Round: (7) LSU 65, (10) Ole Miss 49
Quarterfinals: (2) Mississippi State 78, (7) LSU 61

2018 • NASHVILLE, TENN.

First Round: Bye
Second Round: Bye
Quarterfinal: (5) Texas A&M 75, (4) LSU 69

2019 • GREENVILLE, S.C.

First Round: Bye
Second Round: (8) Tennessee 69, (9) LSU 66

2020 • GREENVILLE, S.C.

First Round: Bye
Second Round: (7) LSU 73, (10) Florida 59
Quarterfinal: (2) Mississippi State 79, (7) LSU 49

2021 • GREENVILLE, S.C.

First Round: Bye
Second Round: (8) LSU 71, (9) Mississippi State 62
Quarterfinal: (1) Texas A&M 77, (8) LSU 58

2022 • NASHVILLE, TENN

First Round: Bye
Second Round: Bye
Quarterfinals: (8) Kentucky, 78, (2) LSU 62

2023 • GREENVILLE, S.C.

First Round: Bye
Second Round: Bye
Quarterfinals: (2) LSU 83, (7) Georgia 66
Semifinals (3) Tennessee 69, (2) LSU 67

SEC Tournament Records

TEAM RECORDS

MOST POINTS IN A GAME

LSU • 99 • vs. #8 Tennessee • 03/01/97
Opponent • 106 • by Alabama • 03/04/93

FEWEST POINTS IN A GAME

LSU • 41 • vs. Arkansas • 03/02/12
Opponent • 36 • by Alabama • 03/03/11

Note: Alabama's 9 points in the 1st half is the lowest point total in SEC Tournament history.

MOST REBOUNDS

LSU • 59 • vs. Mississippi State • 03/02/90
Opponent • 52 • by #25 Auburn • 03/04/94
Opponent • 52 • by #18 Georgia • 02/28/82

FEWEST REBOUNDS

LSU • 16 • vs. #15 Vanderbilt • 03/02/01
Opponent • 27 • by #15 Vanderbilt • 03/02/01
Opponent • 27 • by Kentucky • 03/01/02

FIELD GOALS MADE

LSU • 37 • vs. Kentucky • 03/02/91
LSU • 37 • vs. #8 Tennessee • 03/04/97
Opponent • 40 • by #2 Georgia • 03/03/86

FIELD GOALS ATTEMPTED

LSU • 78 • vs. Kentucky • 03/02/91
Opponent • 83 • by Alabama • 03/04/93

HIGHEST FIELD GOAL PERCENTAGE

LSU • 58.6 (34-58) • at #3 Georgia • 03/04/84
Opponent • 57.1 (36-63) • by Kentucky • 03/03/84

LOWEST FIELD GOAL PERCENTAGE

LSU • 28.1 (18-64) • vs. #2 Texas A&M • 03/05/21
Opponent • 24.1 (14-58) • by Alabama • 03/03/11

3-POINT FIELD GOAL MADE

LSU • 11 • vs. #15 Florida • 03/03/95
Opponent • 12 • by Alabama • 03/04/93

3-POINT FIELD GOAL ATTEMPTED

LSU • 29 • vs. #12 Auburn • 03/03/90
Opponent • 30 • by Alabama • 03/04/93

HIGHEST 3-POINT

FIELD GOAL PERCENTAGE

LSU • 71.4 (5-7) • vs. #4 Tennessee • 03/04/91
Opponent • 69.7 (9-13) • by #13 Alabama • 03/03/96

LOWEST 3-POINT

FIELD GOAL PERCENTAGE

LSU • 0.0 (0-5) • vs. #6/7 Mississippi St. • 03/03/17
LSU • 0.0 (0-1) • vs. #12 Alabama • 03/02/16
LSU • 0.0 (0-3) • vs. #9 Kentucky • 03/03/12
LSU • 0.0 (0-2) • vs. #21 Georgia • 03/05/05
Opponent • 0.0 (0-12) • by #4 Tennessee • 03/04/91
Opponent • 0.0 (0-8) • by #6 Tennessee • 03/07/14

FREE THROWS MADE

LSU • 34 • vs. #9 Kentucky • 03/03/12
Opponent • 31 • by #18 Tennessee • 02/27/85

FREE THROWS ATTEMPTED

LSU • 43 • vs. #9 Kentucky • 03/03/12
Opponent • 40 • by Kentucky • 02/26/99
Opponent • 40 • by #13 Kentucky • 03/03/16

HIGHEST FREE THROW PERCENTAGE

LSU • 1.000 (2-2) • vs. #6 Vanderbilt • 03/03/02
Opponent • 1.000 (11-11) • by #15 Vanderbilt • 03/08/03

LOWEST FREE THROW PERCENTAGE

LSU • 40.0 (6-15) • vs. #15 Kentucky • 03/04/11
Opponent • 40.0 (4-10) • by Mississippi State • 03/02/90

ASSISTS

LSU • 26 • vs. Ole Miss • 03/03/06
Opponent • 29 • by #17 Kentucky • 02/27/82

STEALS

LSU • 16 • Auburn • 01/30/81
Opponent • 15 • by #2 Georgia • 03/03/86
Opponent • 15 • by Auburn • 01/30/81

BLOCKED SHOTS

LSU • 9 • vs. Vanderbilt • 03/04/89
Opponent • 8 by Kentucky • 02/26/99
Opponent • 8 by #20 Ole Miss • 02/26/82
Opponent • 8 Kentucky • 03/04/22

TURNOVERS

LSU • 27 • vs. #8 Tennessee • 03/05/87
Opponent • 27 • by Kentucky • 03/02/91

MARGIN OF VICTORY

44 (80-36) • vs. Ole Miss • 03/07/08

MARGIN OF DEFEAT

30 (79-49) • vs. #9 Mississippi State • 03/06/20

INDIVIDUAL RECORDS

POINTS

30 • Seimone Augustus • vs. Ole Miss • 03/03/06
30 • Pokey Chatman • vs. #4 Tennessee • 03/04/91
30 • Alisha Jones • at #2 Georgia • 03/03/86
29 • Cornelia Gayden • vs. #15 Florida • 03/03/95
29 • Seimone Augustus • vs. Kentucky • 03/04/06

REBOUNDS

21 • Sheila Johnson • vs. Mississippi State • 03/02/90
20 • Sylvia Fowles • vs. #2 Tennessee • 03/03/07
16 • Sheila Johnson • vs. Kentucky • 03/02/91
12 • Faustine Aifuwa • vs. Mississippi State • 03/04/21

FIELD GOALS MADE

13 • Seimone Augustus • vs. Ole Miss • 03/03/06
13 • Seimone Augustus • vs. Kentucky • 03/04/06
12 • Pokey Chatman • vs. #4 Tennessee • 03/04/91
12 • Joyce Walker • vs. #12 Georgia • 03/03/83
12 • Joyce Walker • vs. #18 Georgia • 02/28/82
12 • Madeline Doucet • vs. #20 Ole Miss • 02/26/82

FIELD GOALS ATTEMPTED

26 • Khayla Pointer • vs. Kentucky • 03/04/22
24 • Elaine Powell • vs. #13 Alabama • 03/03/96
24 • Joyce Walker • vs. #12 Georgia • 03/03/83
23 • Joyce Walker • vs. #18 Georgia • 02/28/82
23 • Joyce Walker • vs. #17 Kentucky • 02/27/82

FREE THROWS MADE

12 • Temeka Johnson • vs. #3 Tennessee • 03/02/02
10 • Khayla Pointer • vs. #2 Texas A&M • 03/05/21
9 • Alexis Hyder • vs. #13 Kentucky • 03/03/16
9 • LaSondra Barrett • vs. #9 Kentucky • 03/03/12
8 • Khayla Pointer • vs. Kentucky • 03/04/22
8 • Courtney Jones • vs. #9 Kentucky • 03/03/12
8 • Katrina Hibbert • vs. #8 Tennessee • 03/01/97
8 • Cornelia Gayden • vs. Mississippi State • 03/06/92
8 • Patricia Woods • vs. #17 Georgia • 03/05/88
8 • Alisha Jones • at #2 Georgia • 03/03/86
8 • Madeline Doucet • vs. Kentucky • 03/03/84

FREE THROWS ATTEMPTED

15 • Temeka Johnson • vs. #3 Tennessee • 03/02/02
14 • Akiilah Bethel • vs. #13 Kentucky • 03/03/16
13 • Patricia Woods • vs. #17 Georgia • 03/05/88
12 • Khayla Pointer • vs. #2 Texas A&M • 03/05/21
10 • Alexis Hyder • vs. #13 Kentucky • 03/03/16
10 • Aiysha Smith • vs. #15 Vanderbilt • 03/08/03
10 • Alisha Jones • at #18 Tennessee • 02/27/85
10 • Madeline Doucet • vs. Kentucky • 03/03/84

3-POINT FIELD GOALS MADE

6 • Cornelia Gayden • vs. #15 Florida • 03/03/95
5 • Cornelia Gayden • vs. Mississippi State • 03/06/92
5 • Pokey Chatman • vs. #12 Auburn • 03/03/90
4 • Khayla Pointer • vs. #2 Texas A&M • 03/05/21
4 • Sarah Shematsi • vs. Mississippi State • 03/04/21
4 • Adrienne Webb • vs. #12 Georgia • 03/08/13
4 • Quianna Chaney • vs. Ole Miss • 03/07/08
4 • Scholanda Houston • vs. Ole Miss • 03/03/06
4 • Cornelia Gayden • vs. #2 Tennessee • 03/07/92
4 • Pokey Chatman • vs. #1 Auburn • 03/05/89

3-POINT FIELD GOALS ATTEMPTED

15 • Pokey Chatman • vs. #12 Auburn • 03/03/90
14 • Cornelia Gayden • vs. #15 Florida • 03/03/95
12 • Cornelia Gayden • vs. Mississippi State • 03/06/92

ASSISTS

17 • Temeka Johnson • vs. #21 Georgia • 03/05/05
12 • Temeka Johnson • vs. Ole Miss • 03/05/04
10 • Erica White • vs. Ole Miss • 03/03/06
10 • Temeka Johnson • vs. #3 Tennessee • 03/02/02

STEALS

6 • Pokey Chatman • vs. Kentucky • 03/02/91
6 • Joyce Walker • vs. #20 Ole Miss • 02/26/82
5 • Pokey Chatman • vs. Vanderbilt • 03/04/89
5 • Lesa Thornton • vs. #20 Vanderbilt • 03/02/86
5 • Joyce Walker • vs. Auburn • 01/30/81

BLOCKED SHOTS

7 • Dee Dee Franklin • vs. Vanderbilt • 03/04/89
4 • Shanece McKinney • vs. Alabama • 03/06/14
4 • Sylvia Fowles • vs. #5 Tennessee • 03/06/05
4 • Sylvia Fowles • vs. #21 Georgia • 03/05/05

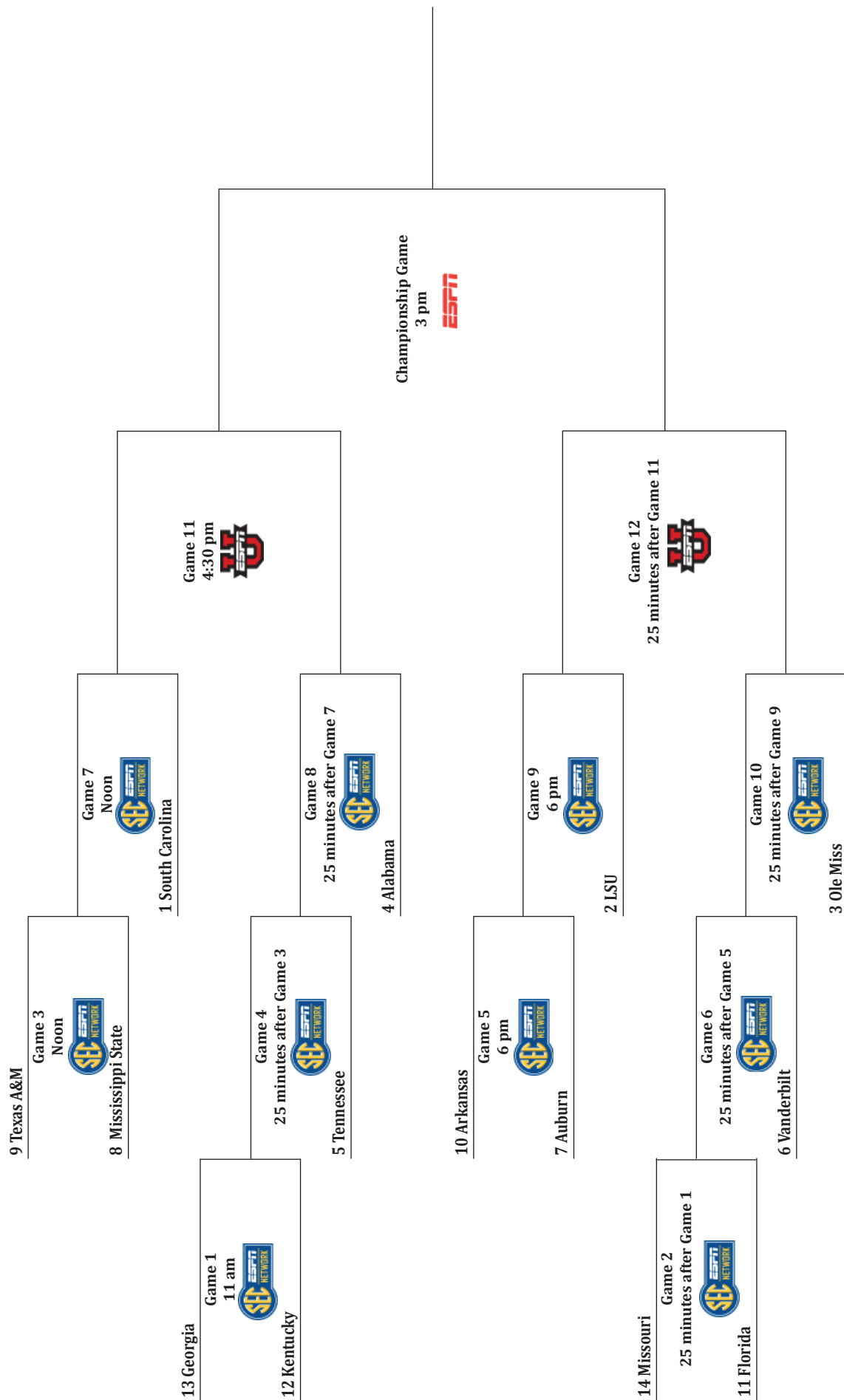
TURNOVERS

11 • Jeanetta Burns • at #2 Georgia • 03/03/86
10 • Bonita Branch • vs. Kentucky • 03/01/86

2024 SEC Women's Basketball Tournament

March 6-10 • Greenville, S.C. • Bon Secours Wellness Arena

Wed., March 6	Thurs., March 7	Fri., March 8	Sat., March 9	Sun., March 10
---------------	-----------------	---------------	---------------	----------------



Kim Mulkey Is A Champion



After three national championships as a head coach, two as a player, and one as an assistant coach, Kim Mulkey came returned the Louisiana ahead of the 2021-22 season..

Mulkey, the most successful player-turned-coach in college basketball history, has been named head coach of the LSU women's basketball team, Director of Athletics Scott Woodward announced on Sunday, April 25, 2021.

With nine new pieces for the 2022-23 season and just one returning contributor, Coach Mulkey pieced together a team that was the last group standing at the end of March Madness. She became the first head coach in college basketball history to win national championships with multiple programs. She has four national championships as a head coach (Baylor and LSU), one as an assistant coach (Louisiana Tech) and two as a player (Louisiana Tech).

The Tigers were dominant en route to their first national championship, compiling a 34-2 record, including a perfect 17-0 record at home in the PMAC. LSU defeated Iowa in Dallas for the national championship, 102-85, setting the record for points in a championship game. The championship game drew 9.9 million viewers across ABC and ESPN networks to set the record for the most watched women's college basketball game of all-time.

Mulkey, who also won an Olympic Gold Medal in 1984, is the only person in college basketball history – men's or women's – to win national championships as a head coach, assistant coach and a player. She's one of just three coaches (Bobby Knight and Dean Smith) in college basketball history to win national titles as a player and a coach.

It did not take Coach Mulkey long to have success her first year at LSU, winning the AP National Coach of the Year award after leading the greatest turnaround in SEC history by a first-year head coach. Coach Mulkey joined Geno Auriemma and Muffet McGraw as the only coaches to earn the AP Coach of the Year award three times.

A member of the 2020 Naismith Memorial Basketball Hall of Fame Class, Mulkey built Baylor into a national power, as they became just the third program in NCAA history to have at least three national titles to its credit when the Lady Bears beat Notre Dame, 82-81, on April 7, 2019. Mulkey's other national championships at Baylor came in 2005 and 2012. Baylor's NCAA title in 2005 was the first for a women's sport in school history, and in 2012, she directed her team to the first 40-0 mark in NCAA history, capped off by a victory over Notre Dame in the championship game.

Mulkey has been named National Coach of the Year eight times from various entities, and she was selected as the Big 12 Coach of the Year eight times. She's taken home the New York Athletic Club's Winged Foot Award after each national championship as a head coach.

Individually, Mulkey has developed and produced some of the top players in women's basketball history. At Baylor, she coached 21 different All-Americans to 85 honors by various entities, and eight players under her watch earned first-team All-America status by either the Associated Press, USBWA, WBCA or John Wooden selections.

Mulkey By The Numbers

7

National Championships*

9x

National Coach of the Year

9

Hall of Fame Inductions

600

Fastest DI Coach to 600 victories

1984

Olympic Gold Medalist

***Only person in college basketball history - men's or women's - to win national championships as a player, assistant and head coach**

Mulkey's Halls of Fame

National High School Hall of Fame (1985)
Louisiana High School Hall of Fame (1986)
Louisiana Sports Writers Hall of Fame (1990)
Louisiana Tech Athletics Hall of Fame (1992)
Women's Basketball Hall of Fame (2000)
CoSIDA Academic Hall of Fame (2003)
Baylor Athletics Hall of Fame (2007)
Texas Sports Hall of Fame (2010)
Naismith Memorial Basketball Hall of Fame (2020)

Coaching Record

Louisiana Tech Record: 430-68 (.863)
Baylor Record: 632-104 (.859)
LSU Record: 86-12 (.875)
Head Coaching Record: 718-116 (.861)

Playing Record

Record at Louisiana Tech: 130-6 (.956)
Record at Hammond High: 136-5 (.964)

The Timeline of Mulkey

2023

- Won NCAA National Championship
- Winged Foot Award (New York Athletic Club)

2022

- AP National Coach of the Year
- Led the largest turnaround by a first-year head coach in SEC history, taking LSU from going 9-13 to 26-6.

2021

- Named LSU's Head Women's Basketball Coach

2020

- Big 12 Coach of the Year
- Naismith Memorial Basketball Hall of Fame Inductee

2019

- Won NCAA National Championship
- AP National Coach of the Year
- USBWA Coach of the Year
- WBCA Coach of the Year
- Winged Foot Award (New York Athletic Club)
- Big 12 Coach of the Year

2018

- WBCA Regional Coach of the Year
- Big 12 Coach of the Year
- Naismith Memorial Basketball Hall of Fame Class women's committee finalist

2017

- One of 13 Naismith Memorial Basketball Hall of Game Class women's committee nominations

2016

- WBCA Regions 5 Coach of the Year
- Big 12 Coach of the Year – Waco Tribune-Herald

2015

- Big 12 Coach of the Year
- WBCA Regions 5 Coach of the Year
- Big 12 Coach of the Year – Dallas Morning News

2014

- Selected No. 40 on Louisiana's all-time top athletes list
- Inducted into the Ark-La-Tex Museum of Champions

2013:

- Big 12 Coach of the Year
- Big 12 Coach of the Year – Dallas Morning News and Waco Tribune-Herald

2012

- Won NCAA National Championship
- AP National Coach of the Year
- Naismith National Coach of the Year
- Russell Athletic/WBCA National Coach of the Year
- USBWA National Coach of the Year
- Naismith National Coach of the Year
- Winged Foot award (New York Athletic Club)
- Big 12 Coach of the Year
- Big Coach of the Year – Dallas Morning News and Waco Tribune-Herald

2011

- USBWA National Coach of the Year
- Big 12 Coach of the Year

2010:

- Texas Sports Hall of Fame Inductee

2007:

- Baylor Athletic Hall of Fame Inductee

2005:

- Won NCAA National Championship
- Big 12 Coach of the Year
- Winged Foot Award (New York Athletic Club)
- Dallas All Sports Association College Coach of the Year
- Texas Association of Basketball Coaches (TABC) Senior College Coach of the Year
- Baylor Staff Member of the Year (Student Government Association)

2004

- Texas Association of Basketball Coaches (TABC) Senior College Coach of the Year

2003

- Inducted into CoSIDA Academic All-America Hall of Fame

2002

- Texas Association of Basketball Coaches (TABC) Senior College Coach of the Year

2001

- Named one of top 50 Female High School Athletes of the 20th century
- National Coach of the Year-- Real Sport Magazine
- Big 12 Coach of the Year -- Dallas Morning News and Waco Tribune-Herald

2000

- Named Baylor's fourth head women's basketball coach
- Inducted into the Women's Basketball Hall of Fame

1999

- Lone female named among Louisiana Sports Writers Association's (LSWA) top 25 athletes of the 20th century
- Named one of top three assistants by Women's Basketball Journal
- Listed by Sports Illustrated as one of the top 50 greatest Louisiana sports figures of the 20th century

1992

- Inducted into Louisiana Tech Athletics Hall of Fame

1990

- Inducted into Louisiana Sports Writers Hall of Fame

1988

- Won the NCAA National Championship as an assistant coach at Louisiana Tech

1986

- Inducted into Louisiana High School Hall of Fame

1985

- Inducted into National High School Hall of Fame
- Began her coaching career as an assistant at Louisiana Tech

1984

- NCAA Postgraduate Scholarship winner
- Academic All-American
- James Corbett Award (Louisiana's College Athlete of the Year)
- Naismith "Small Player of the Year"
- Olympic Gold medalist at Los Angeles Games

1983

- Won Gold medal at Pan Am Games in Caracas, Venezuela
- Academic All-American

1982

- Member of USA Basketball Select Team
- Won NCAA National Championship as a player at Louisiana Tech

1981

- Won Gold medal for South Team at Olympic Festival (Syracuse, N.Y.)
- Won AIAW National Championship as a player at Louisiana Tech

Kim Mulkey: A Proven Winner

Mulkey's Coaching Record

Year	School	Position	Record	Postseason
2023-24	LSU	Head Coach	26-4	TBD
2022-23	LSU	Head Coach	34-2	NCAA Champions
2021-22	LSU	Head Coach	26-6	NCAA Second Round
2020-21*	Baylor	Head Coach	28-3	NCAA ELITE 8
2019-20	Baylor	Head Coach	28-2	Big 12 RS Champions
2018-19	Baylor	Head Coach	37-1	NCAA Champions
2017-18	Baylor	Head Coach	33-2	NCAA Sweet 16
2016-17	Baylor	Head Coach	33-4	NCAA Elite Eight
2015-16	Baylor	Head Coach	36-2	NCAA Elite Eight
2014-15	Baylor	Head Coach	33-4	NCAA Elite Eight
2013-14	Baylor	Head Coach	32-5	NCAA Elite Eight
2012-13	Baylor	Head Coach	34-2	NCAA Sweet 16
2011-12	Baylor	Head Coach	40-0	NCAA Champions
2010-11	Baylor	Head Coach	34-3	NCAA Elite Eight
2009-10	Baylor	Head Coach	27-10	NCAA Final Four
2008-09	Baylor	Head Coach	29-6	NCAA Sweet 16
2007-08	Baylor	Head Coach	25-7	NCAA Second Round
2006-07	Baylor	Head Coach	26-8	NCAA Second Round
2005-06	Baylor	Head Coach	26-7	NCAA Sweet 16
2004-05	Baylor	Head Coach	33-3	NCAA Champions
2003-04	Baylor	Head Coach	26-9	NCAA Sweet 16
2002-03	Baylor	Head Coach	24-11	WNIT Finals
2001-02	Baylor	Head Coach	27-6	NCAA Second Round
2000-01	Baylor	Head Coach	21-9	NCAA First Round
1999-00	La. Tech	Assoc. Head Coach	31-3	NCAA Elite Eight
1998-99	La. Tech	Assoc. Head Coach	30-3	NCAA Final Four
1997-98	La. Tech	Assoc. Head Coach	31-4	NCAA National Runner-Up
1996-97	La. Tech	Assoc. Head Coach	31-4	NCAA Sweet 16
1995-96	La. Tech	Assistant Coach	31-2	NCAA Elite Eight
1994-95	La. Tech	Assistant Coach	28-5	NCAA Sweet 16
1993-94	La. Tech	Assistant Coach	31-4	NCAA National Runner-Up
1992-93	La. Tech	Assistant Coach	26-6	NCAA Elite Eight
1991-92	La. Tech	Assistant Coach	20-10	NCAA First Round
1990-91	La. Tech	Assistant Coach	18-12	NCAA First Round
1989-90	La. Tech	Assistant Coach	32-1	NCAA Final Four
1988-89	La. Tech	Assistant Coach	32-4	NCAA Final Four
1987-88	La. Tech	Assistant Coach	32-2	NCAA Champions
1986-87	La. Tech	Assistant Coach	30-3	NCAA National Runner-Up
1985-86	La. Tech	Assistant Coach	27-5	NCAA Elite Eight

*No postseason due to Covid-19

Louisiana Tech Record: 430-68

Baylor Record: 632-104

LSU Record: 86-12

Head Coaching Record: 718-116

Mulkey's Playing Record


Year	School	Record	Postseason
1983-84	Louisiana Tech	30-3	NCAA Final Four
1982-83	Louisiana Tech	31-2	NCAA National Runner-Up
1981-82	Louisiana Tech	35-1	NCAA National Champions
1980-81	Louisiana Tech	34-0	AIAW National Champions

Collegiate Record: 130-6 (.956)

Mulkey's Milestone Victories

WIN	OPPONENT	SCORE	DATE
1	Miami (Ohio)	75-62	11/18/00
50	Alcorn state	78-62	11/23/02
100	At Mississippi State	66-49	11/23/04
150	Texas Tech	73-60	2/19/06
200	At Missouri	72-57	1/23/08
250	Texas State	99-18	1/2/10
300	Chattanooga	91-31	11/31/11
350	Oklahoma State	83-49	1/6/13
400	Oklahoma State	65-61	3/9/14
450	James Madison	77-63	12/21/15
500	Texas Tech	86-48	2/25/17
550	Texas Tech	73-56	1/16/19
600	Texas Tech	77-62	2/18/20
650	Kentucky	78-69	1/30/22
700	Virginia Tech	82-64	11/30/23

Mulkey is fastest coach in Division I history - men's or women's - to reach 700 wins (needing only 813 games)



LAST TIME

AN LSU PLAYER...

scored 20 points.....	Angel Reese, 22 and Flau'Jae Johnson, 21 vs. Kentucky (March 3, 2024)
scored 25 points.....	Hailey Van Lith at Tennessee (Feb. 25, 2024)
scored 30 points.....	Aneesah Morrow 37 vs. Virginia (Nov. 25, 2023)
scored 35 points.....	Aneesah Morrow 37 vs. Virginia (Nov. 25, 2023)
scored 40 points.....	Mikaylah Williams 42 vs. Kent State (Nov. 14, 2023)
scored 45 points.....	Cornelia Gayden, 49, Jackson State (Feb. 9, 1995)
scored double figures in 5 straight games.....	Angel Reese, 62 straight (Nov. 7, 2022 - March 3, 2024)
scored double figures in 10 straight games.....	Angel Reese, 62 straight (Nov. 7, 2022 - March 3, 2024)
scored double figures in 15 straight games.....	Angel Reese, 62 straight (Nov. 7, 2022 - March 3, 2024)
scored double figures in 20 straight games.....	Angel Reese, 62 straight (Nov. 7, 2022 - March 3, 2024)
scored double figures in 25 straight games.....	Angel Reese, 62 straight (Nov. 7, 2022 - March 3, 2024)
scored double figures in 30 straight games.....	Angel Reese, 62 straight (Nov. 7, 2022 - March 3, 2024)
scored double figures in 40 straight games.....	Angel Reese, 62 straight (Nov. 7, 2022 - March 3, 2024)
scored double figures in 50 straight games.....	Angel Reese, 62 straight (Nov. 7, 2022 - March 3, 2024)
scored double figures in 60 straight games.....	Angel Reese, 62 straight (Nov. 7, 2022 - March 3, 2024)
scored double figures in 70 straight games.....	Seimone Augustus, 97 straight (Dec. 20, 2003 - April 2, 2006)
scored double figures in 80 straight games.....	Seimone Augustus, 97 straight (Dec. 20, 2003 - April 2, 2006)
scored double figures in 90 straight games.....	Seimone Augustus, 97 straight (Dec. 20, 2003 - April 2, 2006)
scored 20 points in 2 straight games.....	Angel Reese, 5 straight (Jan. 4, 2023 - Jan. 18, 2024)
scored 20 points in 3 straight games.....	Angel Reese, 5 straight (Jan. 4, 2023 - Jan. 18, 2024)
scored 20 points in 4 straight games.....	Angel Reese, 5 straight (Jan. 4, 2023 - Jan. 18, 2024)
scored 20 points in 5 straight games.....	Angel Reese, 5 straight (Jan. 4, 2023 - Jan. 18, 2024)
scored 20 points in 6 straight games.....	Angel Reese, 6 straight (Jan. 1, 2023 - Jan. 19, 2023)
scored 20 points in 7 straight games.....	Angel Reese, 9 straight (Nov. 16, 2022 - Dec. 16, 2022)
scored 20 points in 8 straight games.....	Angel Reese, 9 straight (Nov. 16, 2022 - Dec. 16, 2022)
scored 20 points in 9 straight games.....	Angel Reese, 9 straight (Nov. 16, 2022 - Dec. 16, 2022)
scored 20 points in 10 straight games.....	Cornelia Gayden, 13 straight (March 1, 1993 - Jan. 1, 1994)
scored 20 points in 13 straight games.....	Cornelia Gayden, 13 straight (March 1, 1993 - Jan. 1, 1994)
scored 30 points in 2 straight games.....	Angel Reese, 32 vs. Lamar (Dec. 14, 2022), 30 vs. Montana St (Dec. 17, 2022)
scored 30 points in 3 straight games.....	Cornelia Gayden, 3 straight (Feb. 4 - Feb. 9, 1995)
made 10 field goals in a game.....	Angel Reese, 10-18 vs. Kentucky (March 3, 2024)
made 15 field goals in a game.....	Aneesah Morrow 15-25 vs. Virginia (Nov. 25, 2023)
attempted 20 field goals in a game.....	Aneesah Morrow 15-25 vs. Virginia (Nov. 25, 2023)
attempted 25 field goals in a game.....	Aneesah Morrow 15-25 vs. Virginia (Nov. 25, 2023)
shot 100% from the floor (min. 10 att.).....	Ayana Mitchell (10-10), at Oklahoma (Dec. 7, 2019)
made 10 free throws in a game.....	Angel Reese, 12-14 vs. TAMU (Jan. 11, 2024)
made 15 free throws in a game.....	Raigyne Louis, 15, vs. Rutgers (Nov. 29, 2013)
attempted 10 free throws in a game.....	Angel Reese, 9-11 vs. Auburn (Feb. 22, 2024)
attempted 15 free throws in a game.....	Angel Reese, 10-18 vs. ULL (Dec. 10, 2023)
attempted 20 free throws in a game.....	Angel Reese, 23, vs. Michigan (March 19, 2013)
made 5 three-pointers in a game.....	Mikaylah Williams, 5-8 vs. Kent State (Nov. 14, 2023)
made 7 three-pointers in a game.....	Jasmine Carson, 7 at Florida (Feb. 19, 2023)
made 10 three-pointers in a game.....	Mikaylah Williams, 1-10 vs. South Carolina (Jan. 25, 2024)
attempted 7 three-pointers in a game.....	Mikaylah Williams, 1-10 vs. South Carolina (Jan. 25, 2024)
attempted 10 three-pointers in a game.....	Jasmine Carson, 7-14 at Florida (Feb. 19, 2023)
attempted 15 three-pointers in a game.....	Doneeka Hodges, 15, at #17 Georgia (Jan. 25, 2004)
had 10 rebounds.....	Angel Reese, 14 and Aneesah Morrow, 10 vs. Kentucky (March 3, 2024)
had 15 rebounds.....	Angel Reese, 15 at Georgia (Feb. 29, 2024)
had 20 rebounds.....	Angel Reese, 20 vs. Auburn (Feb. 22, 2024)
had 10 rebounds in 2 straight games.....	Angel Reese, 9 straight (Jan. 29, 2024 - March 3, 2024) Aneesah Morrow, 3 straight (Feb. 25, 2024 - March 3, 2024)
had 10 rebounds in 3 straight games.....	Angel Reese, 9 straight (Jan. 29, 2024 - March 3, 2024) Aneesah Morrow, 3 straight (Feb. 25, 2024 - March 3, 2024)
had 10 rebounds in 4 straight games.....	Angel Reese, 9 straight (Jan. 29, 2024 - March 3, 2024)
had 10 rebounds in 5 straight games.....	Angel Reese, 9 straight (Jan. 29, 2024 - March 3, 2024)
had 10 rebounds in 10 straight games.....	Angel Reese, 10 straight (March 4, 2023 - Nov. 11, 2023)
had 15 rebounds in 2 straight games.....	Angel Reese, 3 straight (Feb. 22, 2024 - Feb. 29, 2024)
had 10 offensive rebounds.....	Aneesah Morrow 10 vs. Virginia (Nov. 25, 2023)
had 10 defensive rebounds.....	Angel Reese, 12 at Georgia (Feb. 29, 2024)
had 10 assists.....	Alexis Morris, 12 vs. Vanderbilt (Jan. 1, 2023)
had 15 assists.....	Temeka Johnson, 15, vs. Liberty (March 26, 2005 • NCAA Sweet 16)
had 10 assists in 2 straight games.....	Erica White, 3 straight (Jan. 22, 2006 - Jan. 30, 2006)
had 10 assists in 3 straight games.....	Erica White, 3 straight (Jan. 22, 2006 - Jan. 30, 2006)
had 10 assists in 4 straight games.....	never happened
had 5 blocks in a game.....	Angel Reese, 5 vs. Kentucky (March 3, 2024)
had 7 blocks in a game.....	Faustine Aifuwa, 7, at #1 South Carolina (Feb. 14, 2021)
had 9 blocks in a game.....	Theresa Plaisance, 9, at Alabama (March 2, 2014 • Tied School Record)
had 5 steals in a game.....	Aneesah Morrow, 5 vs. Alabama (Feb. 11, 2024)
had 7 steals in a game.....	Aneesah Morrow 5 vs. Niagara (Nov. 24, 2023)
had 10 steals in a game.....	Raigyne Louis, 10, Florida (Jan. 5, 2017 • LSU Record)
had a double-double.....	Angel Reese 22 points and 14 rebounds, Aneesah Morrow 15 points and 10 rebounds vs. Kentucky (March 3, 2024)
had a double-double in 2 straight games.....	Angel Reese, 9 straight (Jan. 29, 2024 - March 3, 2024) Aneesah Morrow, 2 straight (Feb. 29, 2024 - March 3, 2024)
had a double-double in 3 straight games.....	Angel Reese, 9 straight (Jan. 29, 2024 - March 3, 2024)
had a double-double in 4 straight games.....	Angel Reese, 9 straight (Jan. 29, 2024 - March 3, 2024)
had a double-double in 5 straight games.....	Angel Reese, 9 straight (Jan. 29, 2024 - March 3, 2024)
had a double-double in 10 straight games.....	Angel Reese, 10 straight (March 4, 2023 - Nov. 12, 2023)
had a double-double in 20 straight games.....	Angel Reese, 23 straight (Nov. 7, 2022 - Feb. 5, 2023)
had a triple-double.....	Khayla Pointer - 16 points, 11 rebounds, 10 assists at Ole Miss (Feb. 7, 2022)

LAST TIME

LSU HAS...

had two players record a double-double.....	Angel Reese 22 points and 14 rebounds, Aneesah Morrow 15 points and 10 rebounds vs. Kentucky (March 3, 2024)
had no player reach double figures in scoring.....	#1 South Carolina (Jan. 4, 2015)
kept every player on a team out of double-figures.....	vs. Loyola Marymount (Dec. 20, 2020)
had all five starters score in double figures.....	at Georgia, Van Lith, Johnson, Williams, Morrow, Reese (Feb. 29, 2024)
had four starters score in double figures.....	vs. Kentucky, Van Lith, Johnson, Morrow, Reese (March 3, 2024)
had five players score in double figures.....	at Georgia, Van Lith, Johnson, Williams, Morrow, Reese (Feb. 29, 2024)
had six players score in double figures.....	vs. Florida, Van Lith, Johnson, Williams, Morrow, Reese, Del Rosario (Feb. 4, 2024)
had two players score at least 20 points or more.....	Angel Reese, 22 and Flau'Jae Johnson, 21 vs. Kentucky (March 3, 2024)
had two players score 25 or more points in a game.....	Aalyah Del Rosario 27 and Mikaylah Williams 26 vs. McNeese (Dec. 12, 2023)
had two players score 28 or more points in a game.....	Seimone Augustus, 32, & Sylvia Fowles, 28, at Alabama (Feb. 23, 2006)
had four players score at least 20 points or more.....	at Alabama - Augustus, Johnson, Hodges, Hoston (Feb. 5, 2004)
played 40 minutes.....	Flau'Jae Johnson (40:00) vs South Carolina (Jan. 25, 2024)
played 40 minutes in 2 straight games.....	Alexis Morris vs. Kentucky (40 of 40) and at Ole Miss (40 of 40) (Jan. 30 - Feb. 7, 2022)
played 40 minutes in 3 straight games.....	Khayla Pointer, at Georgia (Dec. 30, 2021) and vs. Texas A&M (Jan. 2, 2022) and vs. South Carolina (Jan. 6, 2022)
played 40 minutes in 4 straight games.....	Chloe Jackson, 5 straight (Feb. 18, 2018 - March 17, 2018)
played 40 minutes in 5 straight games.....	Chloe Jackson, 5 straight (Feb. 18, 2018 - March 17, 2018)
played 40 minutes in 8 straight games.....	Temeka Johnson, 8 straight (Feb. 17, 2002 - Mar. 17, 2002)
fouled out.....	Angel Reese vs. South Carolina (Jan. 25, 2024)
had two freshmen in the starting lineup.....	Mikaylah Williams and Aalyah Del Rosario vs. Virginia (Nov. 25, 2023)

AN LSU OPPONENT PLAYER...

scored 40 or more points.....	42 by Bianca Thomas of Ole Miss (Jan. 17, 2010 in Oxford)
scored 30 or more points.....	30 by Caitlin Clark of Iowa (April 2, 2023 in Dallas • NCAA Championship)
attempted 25 field goals.....	25 by Courtney Williams of USF (March 21, 2015 in Tampa • NCAA 1st Round)
recorded a double-double.....	Elizabeth Kitley (16 pts., 11 rebs.) of Virginia Tech (Nov. 30, 2023)
had 10 or more assists.....	Mimi Reid (10 assists) of Ole Miss (Jan. 4, 2021 in Oxford)
had 15 or more rebounds.....	15 by Madison Scott of Ole Miss (Feb. 7, 2022 in Oxford)
had 20 or more rebounds.....	20 by Teaira McCowan of #6 Mississippi State (Jan. 31, 2019 in Baton Rouge)
made 13 or more field goals.....	13 by Teaira McCowan of #5 Mississippi State (Jan. 7, 2018 in Baton Rouge)
made 15 or more free throws.....	18 by Ashley McElhiney of #19 Vanderbilt (Feb. 15, 2001 in Nashville)

MISCELLANEOUS...

LSU scored 100 points or more.....	W, 110-68 vs. Jacksonville (Dec. 30, 2023 in Baton Rouge)
an opponent scored 100 points or more.....	102 by Ole Miss in 3OT (Feb. 7, 2010 in Baton Rouge)
LSU scored 100 points away from home.....	W, 102-85 vs. Iowa (April 2, 2023 in Dallas • NCAA Championship)
LSU scored 100 points and lost.....	101, Ole Miss in 3OT (Feb. 7, 2010 in Baton Rouge)
LSU scored 50 or fewer and won.....	def. Texas Tech, 48-40, in Lubbock, Texas (Nov. 30, 2017)
LSU scored 50 points or less.....	48, UCF (Dec. 4, 2020)
LSU scored 40 points or less.....	35, #6 Mississippi State (Jan. 31, 2019)
an opponent scored 20 points or less.....	19, by Centenary (Nov. 15, 2009 in Baton Rouge)
an opponent scored 30 points or less.....	30, by Florida (Feb. 11, 2010 in Gainesville)
an opponent scored 40 points or less.....	36 by Northwestern State (Nov. 17, 2023 in Baton Rouge)
an opponent scored 40 pts or less in consecutive games.....	Virginia Tech, 40 pts (Nov. 14, 2006) and Louisiana-Lafayette, 31 pts (Nov. 16, 2006)
beat a ranked team.....	#9 Virginia Tech, 82-64, in Baton Rouge (Nov. 30, 2023)
beat a top-5 ranked team.....	vs. No. 3 Iowa, 102-85 in Dallas in NCAA Championship (April 2, 2023)
beat a ranked team at a neutral site.....	vs. No. 3 Iowa, 102-85 in Dallas in NCAA Championship (April 2, 2023)
beat a ranked team on the road.....	#24 Arkansas, 69-45, in Fayetteville (Dec. 29, 2022)
beat a ranked team at home.....	#9 Virginia Tech, 82-64, in Baton Rouge (Nov. 30, 2023)
beat a ranked team in consecutive games vs. No. 4 Virginia Tech, 79-72 (March 31, 2023 • Final Four) and vs. No. 3 Iowa, 102-85 (April 2, 2023 • NCAA Championship)	
LSU had a +70 scoring margin.....	+89 (133-44) vs. McNeese (Dec. 12, 2023 in Baton Rouge)
LSU had a +15 rebound margin.....	+20 (54-34) vs. Alabama (Feb. 11, 2024)
LSU had a +20 rebound margin.....	+20 (54-34) vs. Alabama (Feb. 11, 2024)
an opponent had a +15 rebound margin.....	+18, at South Carolina (Feb. 12, 2023)
an opponent had a +20 rebound margin.....	+24, vs. South Carolina (Jan 6, 2022)
LSU attempted 30 free throws.....	25-34 vs. Florida (Feb. 4, 2024)
LSU attempted 35 free throws.....	40-52 vs. Jacksonville (Dec. 30, 2023)
LSU attempted 50 free throws.....	40-52 vs. Jacksonville (Dec. 30, 2023)
an opponent attempted 35 free throws.....	40, by Alabama (Feb. 25, 2018)
LSU made 25 free throws.....	25-34 vs. Florida (Feb. 4, 2024)
LSU made 30 free throws.....	40-52 vs. Jacksonville (Dec. 30, 2023)
an opponent made 30 free throws.....	34, by Alabama (March 2, 2014) - opponent school record
LSU made 10+ three-pointers.....	11-17, vs. Iowa (April 2, 2023 • NCAA Championship)
LSU attempted 20 three-pointers.....	Missouri, 9-30 (Jan. 4, 2024)
an opponent made 15 three-pointers.....	15, Missouri (Jan. 13, 2022)
an opponent attempted 25 three-pointers.....	Alabama, 14-37 (Feb. 11, 2024)
LSU had 25 assists.....	26, vs. Arkansas (Jan. 21, 2024)
LSU had 30 assists.....	32, at #18 Arkansas (Jan. 10, 2008)
LSU had 35 assists.....	38, vs. UNC Asheville (Nov. 23, 1999)
an opponent had 25 assists.....	25, by Alabama (Jan. 28, 1995)
LSU forced 25 turnovers.....	28 vs. Jacksonville (Dec. 30, 2023)
LSU forced 30 turnovers.....	31 vs. NSU (Dec. 17, 2023)
LSU forced 35 turnovers.....	36 vs. McNeese (Dec. 12, 2023)
LSU forced 30 turnovers in consecutive games.....	35 vs. Texas Southern (Nov. 20, 2023); 30 vs. Niagara (Nov. 24, 2023)
LSU had 15 steals.....	17 at MSU (Jan. 29, 2024)
LSU had 20 steals.....	21 vs. NSU (Dec. 17, 2023)
LSU had 20 steals in consecutive games.....	20 vs McNeese (Dec. 12, 2023); 21 vs. NSU (Dec. 17, 2023)
LSU blocked 10 shots.....	12 vs. MVSU (Nov. 12, 2023)
overcame a 10-point halftime deficit to win.....	-10, vs. Alabama, 85-66 (Feb. 11, 2024)
overcame a 15-point halftime deficit to win.....	-17, Oregon, 35-18 (Nov. 23, 1985)
overcame a 10-point second-half deficit to win (in back to back games) ... Auburn, 56-43 (Dec. 31, 2020); trailed 34-21 at 7:13 in 3Q • at Ole Miss, 77-69 (Jan. 4, 2021); trailed 47-34 at 2:11 in 3Q	



#1

Angelica Velez

Guard | 5-7 | Freshman | Bronx, N.Y.

Opponent	Min	FG	3P	FT	ORB	DRB	TRB	PF	Pts.	Asst.	TO	ST	Blocks	+/-
Colorado	1:48	0-0	0-0	1-2	0	1	1	0	1	1	0	0	0	1
Queens (NC)	6:13	0-1	0-0	0-0	0	1	1	0	0	1	0	1	0	14
Mississippi Valley St.	6:35	2-2	0-0	2-3	0	1	1	0	6	0	2	1	0	7
Kent St.	--	--	--	--	--	--	--	--	--	--	--	--	--	--
at Southeastern	1:03	0-0	0-0	0-0	0	0	0	0	0	0	0	0	0	-1
Texas Southern	11:12	1-3	0-0	0-0	1	2	3	2	2	2	0	0	1	6
Niagara	10:06	0-1	0-0	0-0	0	1	1	5	0	1	5	1	0	-7
Virginia	--	--	--	--	--	--	--	--	--	--	--	--	--	--
Virginia Tech	--	--	--	--	--	--	--	--	--	--	--	--	--	--
Louisiana-Lafayette	4:34	0-1	0-0	2-2	0	0	0	1	2	0	2	0	0	4
McNeese St.	14:49	3-7	1-2	3-4	0	2	2	1	10	5	0	0	0	27
Northwestern St.	10:57	0-0	0-0	0-0	0	0	0	1	0	0	1	1	0	6
at Coppin St.	8:08	1-3	0-0	0-0	0	1	1	1	2	0	0	0	0	6
Jacksonville	6:45	0-1	0-0	0-0	0	0	0	2	0	1	1	0	0	-7
Missouri	1:13	0-0	0-0	0-0	0	0	0	0	0	0	0	0	0	-3
at Ole Miss	--	--	--	--	--	--	--	--	--	--	--	--	--	--
Texas A&M	1:04	0-0	0-0	0-0	0	0	0	0	0	0	0	0	0	-4
at Auburn	--	--	--	--	--	--	--	--	--	--	--	--	--	--
at Alabama	0:56	0-0	0-0	0-0	0	0	0	0	0	0	0	0	0	-1
Arkansas	5:39	1-2	0-0	0-0	0	2	2	0	2	2	1	0	0	-1
South Carolina	--	--	--	--	--	--	--	--	--	--	--	--	--	--
at Mississippi St.	--	--	--	--	--	--	--	--	--	--	--	--	--	--
Florida	4:30	0-2	0-0	0-0	0	1	1	1	0	0	2	0	0	-4
at Vanderbilt	2:27	1-2	0-0	0-0	0	0	0	0	2	0	0	0	0	-3
Alabama	2:24	0-0	0-0	0-0	0	0	0	0	0	0	1	0	1	-5
at TexasA&M	0:26	0-0	0-0	0-0	0	0	0	0	0	0	0	0	0	-2
Auburn	--	--	--	--	--	--	--	--	--	--	--	--	--	--
at Tennessee	--	--	--	--	--	--	--	--	--	--	--	--	--	--
at Georgia	2:42	0-0	0-0	0-0	0	0	0	0	0	0	0	0	0	0
Kentucky	2:10	0-1	0-0	0-0	0	0	0	0	0	0	0	0	0	-3

*-Start

SEASON	TEAM	GP-GS	MIN/AVG	FG-FGA	FG%	3FG-ATT	3FG%	FT-FTA	FT%	ORB	DRB	TRB	AVG	PF-FO	A	TO	BLK	STL	PTS	AVG
2023-23	LSU	21-0	106/5.0	9-26	.346	1-2	.500	8-11	.727	1	12	13	0.6	15-1	13	15	2	4	27	1.3
TOTAL		21-0	106/5.0	9-26	.346	1-2	.500	8-11	.727	1	12	13	0.6	15-1	13	15	2	4	27	1.3

Player Notes

A four-star prospect who was ranked the No. 21 player in the class by Prospects Nation ... A shifty point guard who plays the position with a flair with shift ball handling and passing skills ... Played at The Webb School in Tennessee, winning back-to-back state championships as a junior and senior ... Named the 2023 Division II-A Miss Tennessee Basketball Player of the Year ... Played in the BallisLife All-America Game.



#2

Amani Bartlett

Forward | 6-3 | Junior | Cleveland, Texas

Opponent	Min	FG	3P	FT	ORB	DRB	TRB	PF	Pts.	Asst.	TO	ST	Blocks	+/-
Colorado	0:39	2-2	0-0	0-0	0	0	0	0	4	0	0	0	0	1
Queens (NC)	6:13	0-0	0-0	0-0	0	3	3	0	0	0	0	0	0	14
Mississippi Valley St.	7:10	0-0	0-0	0-0	0	4	4	2	0	0	1	0	1	5
Kent St.	--	--	--	--	--	--	--	--	--	--	--	--	--	--
at Southeastern	2:14	1-1	0-0	0-0	0	0	0	0	2	0	0	0	0	-3
Texas Southern	10:60	1-1	0-0	1-2	0	2	2	1	3	0	1	1	0	4
Niagara	4:00	0-1	0-0	0-0	0	2	2	0	0	0	0	0	0	-2
Virginia	--	--	--	--	--	--	--	--	--	--	--	--	--	--
Virginia Tech	--	--	--	--	--	--	--	--	--	--	--	--	--	--
Louisiana-Lafayette	4:34	2-2	0-0	0-0	3	0	3	0	4	0	0	1	1	4
McNeese St.	17:28	0-0	0-0	4-4	0	3	3	1	4	0	1	0	2	33
Northwestern St.	8:56	0-1	0-0	1-2	0	1	1	1	1	0	0	1	1	0
at Coppin St.	3:18	0-0	0-0	0-0	0	1	1	0	0	1	0	0	0	2
Jacksonville	7:07	0-0	0-0	0-0	0	0	0	1	0	0	0	0	1	-5
Missouri	1:13	0-0	0-0	0-0	0	0	0	0	0	0	0	0	0	-3
at Ole Miss	--	--	--	--	--	--	--	--	--	--	--	--	--	--
Texas A&M	1:04	0-0	0-0	0-0	0	0	0	1	0	0	0	0	0	-4
at Auburn	--	--	--	--	--	--	--	--	--	--	--	--	--	--
at Alabama	0:56	0-0	0-0	0-0	0	0	0	0	0	0	0	0	0	-1
Arkansas	4:17	0-1	0-0	0-0	0	2	2	0	0	0	1	0	0	-1
South Carolina	--	--	--	--	--	--	--	--	--	--	--	--	--	--
at Mississippi St.	--	--	--	--	--	--	--	--	--	--	--	--	--	--
Florida	4:40	0-1	0-0	0-0	0	2	2	0	0	0	0	0	0	0
at Vanderbilt	3:05	0-0	0-0	0-0	0	1	1	0	0	0	0	0	0	-1
Alabama	1:35	0-0	0-0	0-0	0	1	1	0	0	0	1	0	1	-3
at TexasA&M	0:26	0-0	0-0	0-0	0	0	0	0	0	0	0	0	0	-2
Auburn	--	--	--	--	--	--	--	--	--	--	--	--	--	--
at Tennessee	--	--	--	--	--	--	--	--	--	--	--	--	--	--
at Georgia	2:42	0-0	0-0	0-0	0	0	0	0	0	0	0	0	0	0
Kentucky	2:10	0-0	0-0	0-0	0	0	0	0	0	0	0	2	0	-3

*-Start

SEASON	TEAM	GP-GS	MIN/AVG	FG-FGA	FG%	3FG-ATT	3FG%	FT-FTA	FT%	ORB	DRB	TRB	AVG	PF-FO	A	TO	BLK	STL	PTS	AVG
2021-22	LSU	9-0	45/5.0	4-7	.571	0-0	.000	3-4	.750	4	3	7	0.8	4-0	1	2	5	1	11	1.2
2022-23	LSU	25-0	110/4.4	9-16	.563	0-0	.000	7-12	.583	8	14	22	0.9	12-0	1	5	5	3	25	1.0
2023-24	LSU	21-0	95/4.5	6-10	.600	0-0	.000	6-8	.750	4	21	25	1.2	8-0	1	5	7	5	18	0.9
TOTAL		55-0	250/4.5	19-33	.576	0-0	.000	16-24	.667	16	38	54	1.0	24-0	3	12	17	9	54	1.0

Player Notes



#4

Flau'jae Johnson

Guard | 5-10 | Sophomore | Savannah, Georgia

Opponent	Min	FG	3P	FT	ORB	DRB	TRB	PF	Pts.	Asst.	TO	ST	Blocks	+/-
Colorado*	17:48	1-3	1-1	0-0	0	1	1	4	3	0	2	0	0	-6
Queens (NC)*	31:13	6-8	0-1	1-1	2	4	6	1	13	2	1	3	3	37
Mississippi Valley St.			Did not play due to flu-like symptoms											
Kent St.	21:38	4-6	1-2	1-2	3	0	3	2	10	1	0	3	0	19
at Southeastern	29:31	8-12	1-2	0-1	4	7	11	2	17	3	1	4	0	31
Texas Southern*	20:46	7-12	0-2	3-3	5	3	8	2	17	2	1	5	0	34
Niagara*	27:55	5-9	0-0	4-5	3	5	8	1	14	4	3	1	1	28
Virginia*	38:31	1-6	0-0	4-5	3	12	15	3	6	2	4	1	1	2
Virginia Tech*	37:57	6-13	1-4	0-1	5	3	8	1	13	1	0	1	1	16
Louisiana-Lafayette*	32:17	1-8	0-4	2-3	1	5	6	2	4	4	3	2	3	25
McNeese St.*	27:20	5-9	1-1	5-6	3	1	4	0	16	5	0	5	0	71
Northwestern St.*	24:54	5-10	0-2	3-5	1	1	2	3	13	5	2	5	1	39
at Coppin St.*	30:01	7-14	2-5	2-2	2	2	4	2	18	3	1	3	0	34
Jacksonville*	28:39	5-11	2-4	8-8	2	3	5	3	20	3	2	3	2	36
Missouri*	38:47	11-17	1-4	1-2	2	3	5	2	24	3	2	3	1	23
at Ole Miss*	34:59	7-12	1-2	1-2	3	3	6	4	16	0	1	0	2	20
Texas A&M*	32:30	4-10	0-0	3-6	4	1	5	4	11	3	3	1	0	12
at Auburn*	28:22	4-8	0-0	4-6	1	2	3	4	12	0	2	2	0	-17
at Alabama*	32:48	4-11	1-3	1-2	3	5	8	4	10	3	3	3	1	20
Arkansas*	29:26	4-13	2-4	3-4	1	3	4	2	13	4	1	1	0	17
South Carolina*	40:00	4-6	1-1	1-2	0	3	3	2	10	1	1	0	0	-6
at Mississippi St.*	37:06	8-11	1-3	1-1	2	2	4	4	18	3	4	3	1	-3
Florida*	19:29	4-14	2-5	0-2	0	3	3	3	10	2	2	1	1	20
at Vanderbilt*	29:18	6-15	0-3	5-8	2	2	4	4	17	1	3	2	1	18
Alabama*	33:05	5-14	1-4	5-5	0	1	1	3	16	0	1	2	1	22
at TexasA&M*	37:23	7-11	2-4	4-4	1	8	9	1	20	6	2	1	0	21
Auburn*	32:19	5-8	1-2	0-0	1	5	6	4	11	2	3	2	1	9
at Tennessee*	36:04	3-11	0-0	3-3	5	2	7	2	9	3	2	0	4	14
at Georgia*	34:08	7-16	0-3	0-0	3	2	5	0	14	3	0	1	0	23
Kentucky*	37:50	8-12	0-3	5-5	1	6	7	3	21	4	3	4	1	24

*-Start

SEASON	TEAM	GP-GS	MIN/AVG	FG-FGA	FG%	3FG-ATT	3FG%	FT-FTA	FT%	ORB	DRB	TRB	AVG	PF-FO	A	TO	BLK	STL	PTS	AVG
2022-23	LSU	36-36	993/27.6	142-335	.424	34-103	.330	78-112	.696	74	139	213	5.9	81-2	67	83	29	42	396	11.0
2023-24	LSU	29-27	902/31.1	152-310	.490	22-69	.319	70-94	.745	63	98	161	5.6	72-0	73	53	26	62	396	13.7
TOTAL		65-63	1895/29.1	294-645	.456	56-172	.326	148-206	.718	137	237	374	5.8	153-2	140	136	55	104	792	12.2

Player Notes

- Also a rap star who has a record deal with Jay-Z's RocNation
- Has over 1-million followers on Instagram
- Started all 36 games throughout LSU's national championship season
- The reigning SEC Freshman of the Year



#5

Sa'Myah Smith

Forward | 6-2 | Sophomore | DeSoto, Texas

Opponent	Min	FG	3P	FT	ORB	DRB	TRB	PF	Pts.	Asst.	TO	ST	Blocks	+/-
Colorado	25:42	6-8	0-0	4-5	3	2	5	2	16	0	2	0	1	-17
Queens (NC)*	18:22	9-11	0-0	3-4	4	4	8	2	21	0	3	1	1	28
Mississippi Valley St.*	24:56	8-12	0-0	5-12	5	6	11	1	21	2	1	0	3	45
Kent St.*	33:14	3-7	0-0	3-3	7	4	11	1	9	2	3	0	0	21
at Southeastern*	32:53	3-7	0-0	2-3	5	4	9	1	8	1	3	1	3	22
Texas Southern*	22:11	2-2	0-0	3-5	2	5	7	2	7	1	4	0	1	37
Niagara*	4:42	0-0	0-0	0-2	0	2	2	1	0	0	2	0	2	5
Virginia	--	--	--	--	--	--	--	--	--	--	--	--	--	--
Virginia Tech	--	--	--	--	--	--	--	--	--	--	--	--	--	--
Louisiana-Lafayette	--	--	--	--	--	--	--	--	--	--	--	--	--	--
McNeese St.	--	--	--	--	--	--	--	--	--	--	--	--	--	--
Northwestern St.	--	--	--	--	--	--	--	--	--	--	--	--	--	--
at Coppin St.	--	--	--	--	--	--	--	--	--	--	--	--	--	--
Jacksonville	--	--	--	--	--	--	--	--	--	--	--	--	--	--
Missouri	--	--	--	--	--	--	--	--	--	--	--	--	--	--
at Ole Miss	--	--	--	--	--	--	--	--	--	--	--	--	--	--
Texas A&M	--	--	--	--	--	--	--	--	--	--	--	--	--	--
at Auburn	--	--	--	--	--	--	--	--	--	--	--	--	--	--
at Alabama	--	--	--	--	--	--	--	--	--	--	--	--	--	--
Arkansas	--	--	--	--	--	--	--	--	--	--	--	--	--	--
South Carolina	--	--	--	--	--	--	--	--	--	--	--	--	--	--
at Mississippi St.	--	--	--	--	--	--	--	--	--	--	--	--	--	--
Florida	--	--	--	--	--	--	--	--	--	--	--	--	--	--
at Vanderbilt	--	--	--	--	--	--	--	--	--	--	--	--	--	--
Alabama	--	--	--	--	--	--	--	--	--	--	--	--	--	--
at TexasA&M	--	--	--	--	--	--	--	--	--	--	--	--	--	--
Auburn	--	--	--	--	--	--	--	--	--	--	--	--	--	--
at Tennessee	--	--	--	--	--	--	--	--	--	--	--	--	--	--
at Georgia	--	--	--	--	--	--	--	--	--	--	--	--	--	--
Kentucky	--	--	--	--	--	--	--	--	--	--	--	--	--	--

*-Start

SEASON	TEAM	GP-GS	MIN/AVG	FG-FGA	FG%	3FG-ATT	3FG%	FT-FTA	FT%	ORB	DRB	TRB	AVG	PF-FO	A	TO	BLK	STL	PTS	AVG
2022-23	LSU	36-2	527/14.7	65-126	.516	1-1	1.000	35-62	.565	64	81	145	4.0	39-0	23	23	38	11	166	4.6
2023-24	LSU	7-6	162/23.1	31-47	.660	0-0	.000	20-34	.588	26	27	53	7.6	10-0	6	18	11	2	82	11.7
TOTAL		43-8	689/16.0	96-173	.555	1-1	1.000	55-96	.573	90	108	198	4.6	49-0	29	41	49	13	248	5.8

Player Notes

- Played a key role coming off the bench throughout LSUS's national championship season, averaging 4.6 points and 4.0 rebounds
- Passed up an opportunity to play with USA Basketball during the Summer to stay and Baton Rouge, working out to get ready for the season
- Tore her ACL, MCL and meniscus against Niagara and will miss the rest of the season



#10

Angel Reese

Forward | 6-3 | Junior | Baltimore, Maryland

Opponent	Min	FG	3P	FT	ORB	DRB	TRB	PF	Pts.	Asst.	TO	ST	Blocks	+/-
Colorado*	30:28	6-15	0-0	3-5	5	7	12	4	15	1	2	0	1	-14
Queens (NC)*	25:03	9-15	0-1	10-11	5	9	14	0	28	1	0	2	1	40
Mississippi Valley St.*	20:09	3-10	0-3	8-9	5	5	10	1	14	4	3	3	1	34
Kent St.*	13:13	5-9	0-1	1-2	3	2	5	1	11	0	0	0	0	7
at Southeastern	--	--	--	--	--	--	--	--	--	--	--	--	--	--
Texas Southern	--	--	--	--	--	--	--	--	--	--	--	--	--	--
Niagara	--	--	--	--	--	--	--	--	--	--	--	--	--	--
Virginia	--	--	--	--	--	--	--	--	--	--	--	--	--	--
Virginia Tech*	29:34	5-10	0-0	9-16	6	3	9	4	19	2	4	1	0	12
Louisiana-Lafayette*	32:54	5-10	0-1	10-18	3	6	9	4	20	2	2	1	1	21
McNeese St.*	22:23	5-7	0-0	11-13	6	5	11	1	21	3	3	6	0	56
Northwestern St.*	27:37	10-13	0-0	5-6	6	8	14	3	25	1	2	3	0	45
at Coppin St.*	32:56	11-15	0-0	4-6	3	3	6	2	26	2	1	5	1	29
Jacksonville*	28:26	3-9	0-0	11-14	6	14	20	3	17	3	5	3	1	28
Missouri*	37:38	7-16	0-0	7-8	9	4	13	2	21	4	1	1	1	25
at Ole Miss*	38:58	7-17	0-0	7-10	6	3	9	3	21	4	1	3	0	9
Texas A&M*	32:36	4-13	0-0	12-14	7	11	18	3	20	7	2	1	2	21
at Auburn*	37:12	8-15	0-0	8-12	6	5	11	3	24	0	2	0	1	-5
at Alabama*	28:36	7-16	0-0	6-7	10	6	16	3	20	0	4	2	1	20
Arkansas*	30:17	6-10	1-1	3-6	6	11	17	2	16	0	4	0	1	28
South Carolina*	28:41	7-15	0-0	1-1	3	5	8	5	15	4	3	1	2	10
at Mississippi St.*	36:49	7-17	0-0	6-8	10	8	18	4	20	2	3	5	0	-3
Florida*	31:43	4-6	0-0	6-8	2	8	10	2	14	6	1	1	1	34
at Vanderbilt*	24:02	4-7	0-0	7-8	7	9	16	3	15	1	3	1	1	18
Alabama	34:03	11-20	0-0	5-9	8	11	19	1	27	6	4	2	1	29
at TexasA&M*	30:17	5-10	0-0	3-3	2	8	10	4	13	2	2	4	0	31
Auburn*	39:34	8-13	0-0	9-11	7	13	20	4	25	2	3	0	1	3
at Tennessee*	37:51	4-18	0-0	3-6	7	8	15	3	11	3	1	0	0	12
at Georgia*	33:55	8-15	0-0	1-1	3	12	15	0	17	2	1	0	1	27
Kentucky*	31:13	10-18	0-1	2-2	5	9	14	2	22	1	6	3	5	24

*-Start

SEASON	TEAM	GP-GS	MIN/AVG	FG-FGA	FG%	3FG-ATT	3FG%	FT-FTA	FT%	ORB	DRB	TRB	AVG	PF-FO	A	TO	BLK	STL	PTS	AVG
2020-21	MD	15-4	229/15.3	50-107	.467	1-6	.167	49-73	.671	40	50	90	6.0	30-1	17	22	19	9	150	10.0
2021-22	MD	32-31	828/25.9	207-414	.500	2-11	.182	153-224	.683	169	171	340	10.6	99-4	48	81	36	53	569	17.8
2022-23	LSU	36-36	1210/33.6	294-560	.525	1-6	.167	240-339	.708	232	323	555	15.4	91-2	81	80	57	66	829	23.0
2023-24	LSU	26-26	796/30.6	169-339	.499	1-8	.125	158-214	.738	146	193	339	13.0	67-1	63	63	24	47	497	19.1
TOTAL FOR LSU		62-62	2007/32.4	463-899	.515	2-14	.143	398-553	.720	378	516	894	14.4	158-3	144	143	81	113	1326	21.4
TOTAL		109-97	3063/28.1	720-1420	.507	5-31	.161	600-850	.706	587	737	1324	12.1	287-8	209	246	136	175	2045	18.8

Player Notes

- Set the NCAA Record with 34 double-doubles during the 2022-23 season
- Brother Julian Reese is a sophomore for the Maryland men's basketball team.
- Recorded six 20/20 game throughout the 2022-23 season
- Was the first LSU player during the 2022-23 season with consecutive 30 point games since Elaine Powell in the 1995-96 season
- Recorded 22 consecutive double-doubles throughout to start the 2022-23 season, setting the LSU record for consecutive double-doubles and the SEC record for consecutive double-doubles to begin a season

- Set the LSU record with 28 rebounds in a game against Texas A&M (1/8/23)



#11

Hailey Van Lith

Guard | 5-9 | Graduate | Wenatchee, Washington

Opponent	Min	FG	3P	FT	ORB	DRB	TRB	PF	Pts.	Asst.	TO	ST	Blocks	+/-
Colorado*	37:17	4-11	2-4	4-6	0	1	1	2	14	7	4	2	1	-5
Queens (NC)*	21:09	0-3	0-3	3-4	0	2	2	1	3	3	1	0	0	28
Mississippi Valley St.*	27:27	4-10	0-3	3-6	2	2	4	0	11	6	1	2	2	52
Kent St.*	34:46	6-13	0-3	3-4	2	0	2	3	15	5	1	4	1	29
at Southeastern*	25:46	5-8	2-3	0-0	0	2	2	3	12	2	1	0	0	21
Texas Southern*	25:03	6-13	1-2	3-3	1	1	2	1	16	5	4	2	0	38
Niagara*	34:43	7-14	1-3	5-6	0	2	2	2	20	7	5	1	0	38
Virginia*	36:32	4-12	1-2	3-4	0	2	2	0	12	5	5	1	0	6
Virginia Tech*	35:46	3-7	1-2	0-0	0	1	1	1	7	5	1	1	0	17
Louisiana-Lafayette	--	--	--	--	--	--	--	--	--	--	--	--	--	--
McNeese St.	--	--	--	--	--	--	--	--	--	--	--	--	--	--
Northwestern St.	--	--	--	--	--	--	--	--	--	--	--	--	--	--
at Coppin St.	--	--	--	--	--	--	--	--	--	--	--	--	--	--
Jacksonville*	20:29	4-7	3-4	0-2	0	1	1	3	11	5	5	4	2	35
Missouri*	28:37	3-7	1-3	0-0	0	4	4	4	7	5	3	1	1	20
at Ole Miss*	28:09	5-11	2-4	1-2	0	1	1	4	13	4	7	1	0	7
Texas A&M*	35:04	4-7	3-4	3-3	0	2	2	1	14	4	3	1	1	20
at Auburn*	27:30	1-9	0-1	1-2	0	0	0	2	3	1	3	0	0	-1
at Alabama*	34:36	2-8	1-4	3-4	0	0	0	5	8	4	0	3	0	32
Arkansas*	29:01	7-18	2-6	4-4	1	4	5	4	20	6	1	0	2	21
South Carolina*	38:28	5-13	2-5	1-3	0	2	2	2	13	3	3	2	0	-2
at Mississippi St.*	30:58	1-6	0-4	2-2	0	1	1	0	4	2	3	2	0	-5
Florida*	27:48	6-11	0-2	9-10	2	5	7	3	21	1	3	2	0	33
at Vanderbilt*	33:21	5-14	1-5	2-2	2	5	7	0	13	2	3	1	0	20
Alabama*	20:27	2-6	0-1	2-2	0	0	0	1	6	1	2	0	0	-10
at TexasA&M*	36:19	3-10	1-6	3-3	0	1	1	1	10	4	4	1	0	29
Auburn*	33:24	2-8	1-2	2-2	0	3	3	4	7	4	3	0	0	12
at Tennessee*	36:43	9-18	4-5	4-4	1	6	7	3	26	3	0	0	0	13
at Georgia*	32:23	5-12	4-7	4-4	0	0	0	2	18	4	1	1	0	31
Kentucky*	34:57	5-13	1-7	4-4	0	1	1	1	15	1	2	2	0	24

*-Start

SEASON	TEAM	GP-GS	MIN/AVG	FG-FGA	FG%	3FG-ATT	3FG%	FT-FTA	FT%	ORB	DRB	TRB	AVG	PF-FO	A	TO	BLK	STL	PTS	AVG
2020-21	LOU	30-30	903/30.1	121-282	.429	49-128	.383	44-53	.830	37	118	155	5.2	57-0	63	52	7	36	335	11.2
2021-22	LOU	34-34	1053/31.0	185-428	.432	45-125	.360	74-91	.813	34	87	121	3.6	44-0	75	72	4	41	489	14.4
2022-23	LOU	37-37	1364/36.9	256-623	.411	58-198	.293	159-182	.874	30	138	168	4.5	72-0	119	136	11	55	729	19.7
2023-23	LSU	26-26	807/31.0	108-269	.401	34-95	.358	69-86	.802	11	49	60	2.3	53-1	99	69	10	34	319	12.3
TOTAL FOR LSU		26-26	807/31.0	108-269	.401	34-95	.358	69-86	.802	11	49	60	2.3	53-1	99	69	10	34	319	12.3
TOTAL		127-127	4126/32.5	670-1602	.418	186-546	.341	346-412	.840	112	392	504	4.0	226-1	356	329	32	166	1872	14.7

Player Notes

- The top-rated player in the transfer portal by ESPN
- As a junior at Louisville, Van Lith was one of two Power-Five Players (Caitlin Clark) to average at least 19 points, four rebounds and three assists per game



#12

Mikaylah Williams

Guard | 6-0 | Freshman | Bossier City, Louisiana

Opponent	Min	FG	3P	FT	ORB	DRB	TRB	PF	Pts.	Asst.	TO	ST	Blocks	+/-
Colorado*	31:02	8-16	1-2	0-0	1	3	4	2	17	0	2	1	1	-17
Queens (NC)*	15:37	3-6	1-3	2-2	0	1	1	3	9	2	1	0	0	17
Mississippi Valley St.*	28:23	7-11	5-6	1-3	1	4	5	4	20	2	5	1	0	48
Kent St.*	36:04	15-20	5-8	7-7	2	5	7	2	42	3	2	3	0	31
at Southeastern*	32:44	3-9	1-4	6-6	0	1	1	1	13	3	3	1	0	24
Texas Southern*	23:39	4-9	4-7	2-2	1	2	3	2	14	4	1	1	1	39
Niagara*	25:26	8-12	2-2	1-1	1	4	5	4	19	2	2	0	0	31
Virginia*	23:48	2-10	0-2	2-2	1	4	5	3	6	2	1	0	0	-4
Virginia Tech*	36:01	9-15	1-5	1-1	2	4	6	1	20	5	3	2	0	18
Louisiana-Lafayette*	35:26	6-13	4-8	2-2	4	7	11	1	18	4	4	1	0	26
McNeese St.*	27:32	11-15	2-4	2-2	0	2	2	2	26	6	0	4	0	73
Northwestern St.*	35:00	4-14	2-6	4-4	1	4	5	1	14	1	3	3	0	40
at Coppin St.*	30:30	2-10	0-5	1-1	2	5	7	3	5	1	3	1	0	24
Jacksonville*	26:48	7-11	2-4	1-2	0	3	3	4	17	4	1	2	0	31
Missouri*	37:17	3-12	1-6	4-5	1	5	6	1	11	7	2	2	1	26
at Ole Miss*	40:00	7-12	4-5	2-4	2	5	7	1	20	2	3	4	0	11
Texas A&M*	37:48	5-11	2-5	4-4	0	7	7	2	16	2	6	1	0	17
at Auburn*	38:45	3-10	0-1	1-2	1	2	3	3	7	5	3	4	0	-7
at Alabama*	32:57	5-12	0-2	4-6	3	2	5	4	14	2	2	1	0	25
Arkansas*	32:43	9-14	3-5	0-2	3	6	9	0	21	3	1	1	1	27
South Carolina*	38:45	5-18	1-10	1-2	2	2	4	1	12	6	1	1	0	-6
at Mississippi St.*	35:15	5-8	1-4	0-0	3	1	4	4	11	3	5	0	1	6
Florida*	30:32	9-12	3-5	0-0	1	1	2	2	21	4	3	1	0	32
at Vanderbilt*	33:14	4-9	1-3	1-2	1	5	6	2	10	2	3	0	1	25
Alabama*	35:27	5-10	1-5	3-4	4	5	9	3	14	3	0	0	0	28
at TexasA&M*	23:17	1-5	0-2	2-2	0	1	1	5	4	3	3	0	2	10
Auburn*	29:00	2-6	0-1	0-0	0	1	1	1	4	2	4	1	1	-8
at Tennessee*	29:03	7-18	1-5	0-0	2	3	5	3	15	5	2	1	0	19
at Georgia*	33:47	3-12	1-5	4-6	3	4	7	0	11	1	2	0	0	22
Kentucky	--	--	--	--	--	--	--	--	--	--	--	--	--	--

*-Start

SEASON	TEAM	GP-GS	MIN/AVG	FG-FGA	FG%	3FG-ATT	3FG%	FT-FTA	FT%	ORB	DRB	TRB	AVG	PF-FO	A	TO	BLK	STL	PTS	AVG
2023-24	LSU	29-29	916/31.6	162-340	.476	49-130	.377	58-74	.784	42	99	141	4.9	65-1	89	71	9	37	431	14.9
TOTAL		29-29	916/31.6	162-340	.476	49-130	.377	58-74	.784	42	99	141	4.9	65-1	89	71	9	37	431	14.9

Player Notes

- A five-star prospect who was ranked the No. 1 player in her class by AGSR, Prospects Nation and Jr. All-Star National Rankings
- The two-time reigning Louisiana Gatorade Player of the Year the led Parkway High School to a State Championship as a senior
- An all-around talent at the guard position who played in the McDonald's All-America Game and was named the 2023 Morgan Wooten National Player of the Year
- Also named to the Naismith High School All-America team
- Invited to play in the Inaugural Women's Nike Hoops Summit
- Named the USA Basketball 3x3 Athlete of the Year
- Scored 42 points against Kent State in her fourth collegiate game, the most points scored by a LSU freshman in the NCAA Era



#13

Last-Tear Poa

Guard | 5-11 | Junior | Melbourne, Australia

Opponent	Min	FG	3P	FT	ORB	DRB	TRB	PF	Pts.	Asst.	TO	ST	Blocks	+/-
Colorado	12:26	0-1	0-1	2-2	0	0	0	2	2	1	0	0	0	5
Queens (NC)	20:01	2-4	0-2	2-2	1	1	2	0	6	5	2	1	0	29
Mississippi Valley St.*	26:20	2-3	0-1	5-6	1	3	4	4	9	3	0	2	0	51
Kent St.*	26:41	2-4	0-0	1-1	0	3	3	2	5	4	4	1	2	12
at Southeastern*	25:07	1-5	0-2	6-6	0	6	6	0	8	0	4	1	0	-2
Texas Southern	21:49	2-3	0-0	4-5	0	2	2	1	8	4	0	3	0	46
Niagara	23:56	1-1	0-0	3-4	0	2	2	4	5	5	1	3	1	40
Virginia	32:41	2-6	0-1	4-4	0	1	1	4	8	5	2	1	0	2
Virginia Tech	10:53	0-0	0-0	4-4	0	1	1	0	4	1	2	0	1	3
Louisiana-Lafayette	31:43	0-1	0-0	1-2	0	2	2	3	1	7	3	1	1	28
McNeese St.*	21:23	0-4	0-0	4-4	1	2	3	1	4	1	3	1	1	36
Northwestern St.*	29:03	1-5	0-3	0-0	1	1	2	2	2	4	3	6	0	39
at Coppin St.*	31:07	2-2	1-1	0-0	0	1	1	2	5	8	0	1	0	33
Jacksonville	21:40	1-2	1-2	6-8	1	2	3	2	9	7	1	1	0	30
Missouri	12:49	1-2	0-1	2-2	0	1	1	0	4	1	2	0	1	0
at Ole Miss	16:47	0-1	0-0	0-0	0	2	2	3	0	3	3	0	0	-5
Texas A&M	12:16	1-1	1-1	0-0	0	0	0	0	3	1	1	1	0	12
at Auburn	19:41	0-0	0-0	2-3	0	0	0	4	2	3	1	0	0	5
at Alabama	14:40	0-2	0-2	1-2	0	0	0	0	1	3	1	0	1	-16
Arkansas	11:48	0-1	0-1	2-2	0	1	1	1	2	6	2	1	0	23
South Carolina	2:47	1-1	0-0	0-0	0	0	0	0	2	0	1	0	0	-4
at Mississippi St.	12:10	1-2	0-0	0-0	0	0	0	3	2	1	4	1	0	-1
Florida	26:33	3-7	0-1	3-4	0	1	1	2	9	4	4	1	0	32
at Vanderbilt	18:57	2-4	0-1	0-0	0	0	0	3	4	1	3	1	1	18
Alabama	30:05	3-5	0-1	5-6	2	4	6	3	11	4	3	2	1	31
at TexasA&M	18:58	2-2	0-0	0-0	0	1	1	4	4	3	4	1	0	12
Auburn	25:18	3-7	0-0	7-8	0	3	3	2	13	1	4	3	0	2
at Tennessee	17:17	1-6	1-2	0-0	0	1	1	1	3	1	0	1	0	-3
at Georgia	13:19	1-2	0-1	1-2	0	1	1	0	3	1	2	0	0	2
Kentucky*	30:19	1-3	0-0	0-0	0	0	0	2	2	6	2	1	0	18

*-Start

SEASON	TEAM	GP-GS	MIN/AVG	FG-FGA	FG%	3FG-ATT	3FG%	FT-FTA	FT%	ORB	DRB	TRB	AVG	PF-FO	A	TO	BLK	STL	PTS	AVG
2022-23	LSU	36-2	450/12.5	31-92	.337	10-30	.333	51-58	.879	7	36	43	1.2	46-0	42	35	4	19	123	3.4
2023-24	LSU	30-8	619/20.6	36-87	.414	4-24	.167	65-77	.844	7	42	49	1.6	55-0	94	62	10	35	141	4.7
TOTAL		66-10	1069/16.2	67-179	.374	14-54	.259	116-135	.859	14	78	92	1.4	101-0	136	97	14	54	264	4.0

Player Notes

- Has takend 26 charges this season
- Played a key role coming off the bench for LSU during its national championship season, averaging 3.4 points, 1.1 assists and 1.2 rebounds
- With multiple starters on the bench, came into the national championship game and hit two clutch threes in the second quarter and drew two offensive fouls against Caitlin Clark



#14

Izzy Besselman

Guard | 5-10 | Sophomore | Baton Rouge, Louisiana

Opponent	Min	FG	3P	FT	ORB	DRB	TRB	PF	Pts.	Asst.	TO	ST	Blocks	+/-
Colorado	--	--	--	--	--	--	--	--	--	--	--	--	--	--
Queens (NC)	1:28	0-0	0-0	0-0	0	0	0	0	0	0	0	0	0	2
Mississippi Valley St.	3:08	0-0	0-0	0-0	0	0	0	0	0	0	0	0	0	2
Kent St.	--	--	--	--	--	--	--	--	--	--	--	--	--	--
at Southeastern	--	--	--	--	--	--	--	--	--	--	--	--	--	--
Texas Southern	3:19	0-1	0-1	1-2	0	2	2	0	1	0	0	0	0	-1
Niagara	4:00	1-1	0-0	0-0	0	0	0	1	2	0	0	0	1	-2
Virginia	--	--	--	--	--	--	--	--	--	--	--	--	--	--
Virginia Tech	--	--	--	--	--	--	--	--	--	--	--	--	--	--
Louisiana-Lafayette	1:06	0-0	0-0	0-0	0	0	0	1	0	0	0	0	0	1
McNeese St.	7:41	0-0	0-0	1-2	0	2	2	1	1	0	0	2	0	9
Northwestern St.	1:49	0-0	0-0	0-0	0	0	0	0	0	0	0	0	0	2
at Coppin St.	1:05	0-0	0-0	0-0	0	1	1	0	0	0	0	0	0	0
Jacksonville	2:28	1-1	0-0	0-0	0	2	2	0	2	0	1	0	0	-1
Missouri	1:13	0-0	0-0	0-0	0	0	0	0	0	0	0	0	0	-3
at Ole Miss	--	--	--	--	--	--	--	--	--	--	--	--	--	--
Texas A&M	0:40	0-0	0-0	0-0	0	0	0	0	0	0	0	0	0	-2
at Auburn	--	--	--	--	--	--	--	--	--	--	--	--	--	--
at Alabama	--	--	--	--	--	--	--	--	--	--	--	--	--	--
Arkansas	3:09	0-0	0-0	0-0	0	1	1	1	0	0	0	0	0	-2
South Carolina	--	--	--	--	--	--	--	--	--	--	--	--	--	--
at Mississippi St.	--	--	--	--	--	--	--	--	--	--	--	--	--	--
Florida	1:50	0-0	0-0	0-0	0	1	1	0	0	0	0	0	0	-3
at Vanderbilt	0:51	0-0	0-0	0-0	0	0	0	0	0	0	0	0	0	-1
Alabama	1:35	0-0	0-0	0-0	0	0	0	0	0	0	0	0	0	-3
at TexasA&M	0:26	0-0	0-0	0-0	0	0	0	0	0	0	0	0	0	-2
Auburn	--	--	--	--	--	--	--	--	--	--	--	--	--	--
at Tennessee	--	--	--	--	--	--	--	--	--	--	--	--	--	--
at Georgia	0:59	0-0	0-0	0-0	0	0	0	0	0	0	0	0	0	0
Kentucky	2:10	0-0	0-0	0-0	0	0	0	0	0	0	0	0	0	-3

*-Start

SEASON	TEAM	GP-GS	MIN/AVG	FG-FGA	FG%	3FG-ATT	3FG%	FT-FTA	FT%	ORB	DRB	TRB	AVG	PF-FO	A	TO	BLK	STL	PTS	AVG
2022-23	LSU	19-0	35/1.9	3-5	.600	0-1	.000	0-2	.000	3	5	8	0.4	3-0	0	2	0	0	6	0.3
2023-24	LSU	18-0	39/2.2	2-3	.667	0-1	.000	2-4	.500	0	9	9	0.5	4-0	0	2	1	2	6	0.3
TOTAL		37-0	74/2.0	5-8	.625	0-2	.000	2-6	.333	3	14	17	0.5	7-0	0	4	1	2	12	0.3

Player Notes

- A walk-on and LSU's lone player from Baton Rouge



#20

Janae Kent

Guard | 6-1 | Freshman | Oak Forest, Illinois

Opponent	Min	FG	3P	FT	ORB	DRB	TRB	PF	Pts.	Asst.	TO	ST	Blocks	+/-
Colorado	4:21	0-0	0-0	0-0	0	0	0	0	0	0	0	0	0	2
Queens (NC)	9:34	3-3	1-1	0-0	0	1	1	1	7	2	1	0	0	8
Mississippi Valley St.	9:00	1-3	0-1	2-4	0	0	0	1	4	2	2	1	0	6
Kent St.	0:51	0-0	0-0	0-0	0	0	0	0	0	0	0	0	0	-1
at Southeastern	4:46	0-1	0-0	0-0	0	0	0	0	0	0	0	0	0	-3
Texas Southern	14:12	2-7	0-3	3-4	0	2	2	2	7	0	0	1	1	15
Niagara	13:44	1-1	0-0	2-2	1	1	2	0	4	3	0	1	0	0
Virginia	7:56	0-0	0-0	0-0	0	0	0	1	0	0	1	0	0	3
Virginia Tech	--	--	--	--	--	--	--	--	--	--	--	--	--	--
Louisiana-Lafayette	9:40	0-3	0-2	0-0	0	0	0	1	0	1	0	2	0	3
McNeese St.	19:21	3-7	0-0	0-0	2	1	3	3	6	0	0	1	0	47
Northwestern St.	16:29	1-5	0-2	0-0	1	0	1	1	2	0	0	0	0	10
at Coppin St.	13:37	1-4	1-2	0-0	1	0	1	0	3	1	0	0	0	9
Jacksonville	10:20	0-5	0-2	0-0	0	0	0	2	0	1	2	1	0	-1
Missouri	1:13	0-1	0-1	0-0	0	0	0	0	0	0	0	0	0	-3
at Ole Miss	0:06	0-0	0-0	0-0	0	0	0	0	0	0	0	0	0	0
Texas A&M	1:04	0-2	0-1	0-0	0	1	1	0	0	0	0	0	0	-4
at Auburn	5:43	1-2	0-0	0-0	0	0	0	0	2	0	0	0	0	5
at Alabama	3:04	0-0	0-0	0-0	0	0	0	0	0	0	0	0	0	-2
Arkansas	10:09	2-4	0-2	0-0	0	0	0	2	4	1	0	0	0	8
South Carolina	--	--	--	--	--	--	--	--	--	--	--	--	--	--
at Mississippi St.	4:32	0-0	0-0	0-0	0	0	0	0	0	0	0	0	0	-9
Florida	10:58	1-1	0-0	0-0	2	1	3	2	2	0	0	0	0	1
at Vanderbilt	6:22	1-1	0-0	0-3	0	0	0	2	2	0	1	0	0	-5
Alabama	3:04	0-2	0-1	0-0	0	0	0	2	0	0	1	0	0	-7
at TexasA&M	3:11	0-0	0-0	1-2	1	0	1	0	1	0	0	0	0	1
Auburn	--	--	--	--	--	--	--	--	--	--	--	--	--	--
at Tennessee	0:53	0-0	0-0	0-0	0	0	0	0	0	0	0	0	0	2
at Georgia	2:42	0-0	0-0	0-0	0	1	1	0	0	0	0	0	0	0
Kentucky	14:47	1-5	0-1	0-0	3	0	3	0	2	0	2	0	0	-2

*-Start

SEASON	TEAM	GP-GS	MIN/AVG	FG-FGA	FG%	3FG-ATT	3FG%	FT-FTA	FT%	ORB	DRB	TRB	AVG	PF-FO	A	TO	BLK	STL	PTS	AVG
2023-24	LSU	27-0	202/7.5	18-57	.316	2-19	.105	8-15	.533	11	8	19	0.7	20-0	11	10	1	7	46	1.7
TOTAL		27-0	202/7.5	18-57	.316	2-19	.105	8-15	.533	11	8	19	0.7	20-0	11	10	1	7	46	1.7

Player Notes

The all-time leading scorer (men's or women's) at Oak Forest High School with 2,063 career points... A four-time all-conference player in high school a three-time First Team All-State and a recipient of the Daily Southdown Player of the Year Award... Holds the school record with 45 points in a game... Also holds the program record with 669 total points in a season... Went 25-26 at the free throw line during a game to set the school record for made free throws... Set the record for the most free throws in a season with 207 and in a career with 604... Invited to participate in USA Basketball and was a McDonald's All-America Game nominee... An ESPN Top 100 recruit.



#23

Aalyah Del Rosario

Center | 6-6 | Freshman | Santo Domingo, Dominican Republic

Opponent	Min	FG	3P	FT	ORB	DRB	TRB	PF	Pts.	Asst.	TO	ST	Blocks	+/-
Colorado	4:18	0-0	0-0	0-2	1	0	1	0	0	0	0	0	0	4
Queens (NC)	11:36	3-4	0-0	0-2	0	1	1	0	6	1	1	1	0	14
Mississippi Valley St.	11:14	2-3	0-0	2-2	0	5	5	4	6	0	3	0	1	4
Kent St.	2:31	0-0	0-0	0-0	0	0	0	0	0	0	0	0	0	0
at Southeastern	9:14	1-2	0-0	0-0	1	1	2	1	2	1	0	0	1	1
Texas Southern	23:35	5-10	0-0	4-4	3	2	5	2	14	0	2	2	2	40
Niagara	17:57	3-6	0-0	1-2	0	3	3	4	7	0	1	1	1	9
Virginia*	20:32	3-8	0-0	1-2	1	3	4	4	7	0	1	1	0	3
Virginia Tech	10:29	0-0	0-0	0-0	1	0	1	3	0	0	0	1	0	8
Louisiana-Lafayette	16:16	2-2	0-0	3-4	1	7	8	0	7	0	2	0	1	12
McNeese St.	19:55	10-14	0-0	7-14	5	5	10	1	27	0	0	1	1	42
Northwestern St.	16:49	2-6	0-0	4-6	3	6	9	2	8	1	3	0	4	2
at Coppin St.	16:47	3-6	0-0	2-6	6	4	10	1	8	2	4	0	0	-4
Jacksonville	17:03	4-5	0-0	6-8	1	6	7	3	14	0	0	2	2	20
Missouri	2:22	0-0	0-0	0-0	0	1	1	1	0	0	1	0	0	-5
at Ole Miss	10:47	0-0	0-0	1-2	1	2	3	1	1	0	2	0	0	-1
Texas A&M	7:24	1-3	0-0	0-0	0	1	1	2	0	0	0	0	0	-4
at Auburn	4:04	0-0	0-0	0-0	0	1	1	0	0	0	0	0	0	-2
at Alabama	13:37	2-5	0-0	1-4	3	4	7	2	5	0	1	0	1	1
Arkansas	11:54	2-2	0-0	3-4	1	3	4	1	7	0	0	0	1	6
South Carolina	16:49	1-3	0-0	0-1	3	4	7	2	2	0	0	0	3	-20
at Mississippi St.	4:05	1-3	0-0	2-3	1	0	1	1	4	0	0	0	0	0
Florida	14:06	3-6	0-0	5-6	4	5	9	2	11	0	1	0	3	17
at Vanderbilt	12:43	3-6	0-0	3-4	3	2	5	2	9	0	0	1	1	4
Alabama	9:08	1-3	0-0	0-0	2	0	2	0	2	0	0	1	0	-12
at TexasA&M	11:57	2-4	0-0	0-3	2	0	2	1	4	0	0	1	3	-4
Auburn	4:24	2-2	0-0	2-2	1	1	2	0	6	0	0	0	1	10
at Tennessee	7:50	1-2	0-0	1-1	0	3	3	1	3	0	0	0	0	6
at Georgia	8:46	0-0	0-0	1-2	0	1	1	2	1	1	2	0	0	2
Kentucky	11:38	0-3	0-0	0-2	1	3	4	3	0	0	0	0	0	-1

*-Start

SEASON	TEAM	GP-GS	MIN/AVG	FG-FGA	FG%	3FG-ATT	3FG%	FT-FTA	FT%	ORB	DRB	TRB	AVG	PF-FO	A	TO	BLK	STL	PTS	AVG
2023-24	LSU	30-1	350/11.7	57-108	.528	0-0	.000	49-86	.570	45	74	119	4.0	46-0	6	23	26	12	163	5.4
TOTAL		30-1	350/11.7	57-108	.528	0-0	.000	49-86	.570	45	74	119	4.0	46-0	6	23	26	12	163	5.4

Player Notes

A five-star recruit who was the top post player in her class and ranked as high as the No. 4 player by Just Women's Sports ... Played at The Webb School in Tennessee, winning back-to-back state championships as a junior and senior ... Earned a spot on the Naismith High School All-America team ... Invited to play in the Inaugural Women's Nike Hoops Summit ... Played in the BallisLife All-America Game ... Took home a Gold Medal from the 2022 FIBA U18 World Cup in Argentina.



#24

Aneesah Morrow

Forward | 6-1 | Junior | Chicago, Illinois

Opponent	Min	FG	3P	FT	ORB	DRB	TRB	PF	Pts.	Asst.	TO	ST	Blocks	+/-
Colorado*	18:28	2-9	0-1	2-2	1	3	4	4	6	1	2	2	1	-8
Queens (NC)	18:46	6-10	1-1	3-3	0	4	4	0	16	1	1	0	0	18
Mississippi Valley St.	21:05	6-10	1-4	1-3	2	3	5	1	14	1	0	2	3	38
Kent St.	31:02	7-15	0-3	3-4	2	6	8	2	17	2	3	9	2	32
at Southeastern*	31:38	4-18	0-3	2-2	6	5	11	3	10	0	2	3	0	2
Texas Southern*	23:14	8-18	0-2	1-1	2	2	4	0	17	1	0	7	2	37
Niagara*	33:32	10-17	0-0	8-8	4	6	10	0	28	2	2	5	2	30
Virginia*	40:00	15-25	1-3	6-7	10	6	16	2	37	2	2	0	1	3
Virginia Tech*	39:20	8-17	0-2	3-4	3	12	15	3	19	1	2	3	2	16
Louisiana-Lafayette*	31:30	10-14	0-2	7-8	6	4	10	1	27	1	1	1	0	26
McNeese *	22:08	8-15	0-1	2-3	3	7	10	3	18	0	0	0	1	51
Northwestern St.*	28:26	7-16	0-2	2-2	4	10	14	3	16	1	2	2	3	42
at Coppin St.*	32:31	5-13	0-2	3-4	4	9	13	0	13	2	3	4	3	27
Jacksonville*	30:15	6-14	0-0	8-10	7	3	10	2	20	0	5	2	2	44
Missouri*	37:38	11-17	0-2	3-4	3	7	10	4	25	0	2	2	1	23
at Ole Miss*	30:15	5-13	1-2	2-2	1	7	8	4	13	2	2	1	1	14
Texas A&M*	38:30	9-13	0-0	3-5	2	6	8	2	21	1	5	2	0	21
at Auburn*	38:44	6-11	0-0	0-0	5	10	15	3	12	2	4	4	0	-3
at Alabama*	37:50	6-15	2-3	6-6	4	8	12	3	20	2	1	3	0	22
Arkansas*	31:37	5-9	0-1	4-4	1	7	8	3	14	4	1	2	0	29
South Carolina*	34:30	7-11	2-2	0-0	2	8	10	3	16	3	1	2	2	-2
at Mississippi St.*	39:06	6-18	1-3	1-1	1	5	6	2	14	1	2	6	0	-5
Florida*	27:52	7-15	2-2	2-4	7	13	20	3	18	3	1	1	2	30
at Vanderbilt*	35:40	6-15	0-1	1-2	5	5	10	2	13	2	1	6	1	22
Alabama*	29:07	3-11	0-2	3-3	1	7	8	4	9	3	0	5	1	25
at TexasA&M*	37:20	11-17	0-2	3-3	4	11	15	2	25	2	1	0	0	21
Auburn*	36:02	1-6	0-0	3-4	1	4	5	3	5	2	6	0	3	-3
at Tennessee*	34:18	4-14	0-3	0-0	7	6	13	3	8	0	1	1	1	12
at Georgia*	34:37	8-14	0-1	0-0	5	5	10	3	16	5	2	4	2	30
Kentucky*	32:46	6-14	0-0	3-4	2	8	10	2	15	4	0	2	2	27

*-Start

SEASON	TEAM	GP-GS	MIN/AVG	FG-FGA	FG%	3FG-ATT	3FG%	FT-FTA	FT%	ORB	DRB	TRB	AVG	PF-FO	A	TO	BLK	STL	PTS	AVG
2021-22	DePaul	33-33	1003/30.4	286-551	.519	14-60	.233	136-193	.705	191	266	457	13.8	87-2	44	77	60	89	722	21.9
2022-23	DePaul	33-33	1159/35.1	341-802	.425	53-209	.254	113-175	.646	116	287	403	12.2	85-1	66	96	42	87	848	25.7
2023-24	LSU	30-27	958/31.9	203-424	.479	11-50	.220	85-103	.825	104	197	301	10.0	70-0	51	55	38	81	502	16.7
TOTAL FOR LSU		30-27	958/31.9	203-424	.479	11-50	.220	85-103	.825	104	197	301	10.0	70-0	51	55	38	81	502	16.7
TOTAL		96-93	3120/32.5	830-1777	.467	78-319	.245	334-471	.709	411	750	1161	12.1	242-3	161	228	140	257	2072	21.6

Player Notes

- Against Florida, Aneesah Morrow had 18 points and 20 rebounds. It was her third game this season with at least 15 points and 15 rebounds. She now has 31 career games with at least 15 and 15, tied for the third most in DI over the past 25 seasons. She trails only Oklahoma's Courtney Paris (60), Oregon's Jillian Alleyne (48), and UIC's Ruvanna Campbell (31). (Stat from ESPN's Michael Voepel)
- Rated as the No. 2 player in the transfer portal by ESPN
- Averaged 25.7 points (No. 4 in NCAA) and 12.2 rebounds (No. 7 in NCAA) as a sophomore and was the only player in the country other the Angel Reese to rank inside the top 10 in both scoring and rebounding
- Was named National Freshman of the year after the 2021-22 season by both the WBCA and USBWA



Official Basketball Box Score - Final

Colorado at LSU
11/06/23 • Mads Arena, Las Vegas
2023-24 Women's BasketballGame Time: 4:30 PM
Game Duration: 1:57

Officials: Brenda Pantoja, Sal Escho, Tim Reasch

Colorado - 92

Record: 1-0

NO. Name	Min	FG M-A	3P M-A	FT M-A	Rebounds OR DR TOT	Fouls PF	TP	AS	TO	ST	Blocks BS BA	+/-
21 Aarontette Vonleh	F 30:59	11-15	0-0	2-3	1 5 6	3 4	24	4	1	0	1 2	25
11 Quay Miller	C 27:06	2-7	2-3	2-6	1 3 4	3 3	8	2	3	2	1 3	-1
00 Jaylyn Sherrod	G 32:18	5-12	0-3	9-12	1 7 8	2 9	19	6	5	3	0 1	14
2 Tameiya Sadler	G 21:17	2-3	0-1	1-1	0 2 2	1 2	5	1	1	3	0 0	28
3 Frida Formann	G 35:10	9-15	7-11	2-2	1 4 5	2 1	27	5	4	2	0 0	17
2 Maddie Nolan	12:29	0-3	0-2	0-0	1 0 1	2 0	0	1	1	1	0 0	-14
45 Charlotte Whittaker	08:12	0-0	0-0	0-0	2 2 4	4 0	0	1	1	0	0 0	-13
15 Kindyl Wetta	18:08	2-4	0-1	0-0	0 1 1	5 1	4	4	4	0	0 0	-1
4 Sara-Rose Smith	12:08	2-3	1-2	0-0	0 2 2	4 0	5	2	1	0	0 0	-17
25 Brianna McLeod	02:13	0-0	0-0	0-0	0 0 0	0 0	0	0	0	1	0	-2
Team					4 2 6	0	0	0	0	0	1 0	-2
Totals		33-62	10-23	16-24	9 28 37	26 20	92	24	21	11	3 6	14

Technical Fouls: NONE

Dead Ball Rebounds: 2, 0

LSU - 78

Record: 0-1

NO. Name	Min	FG M-A	3P M-A	FT M-A	Rebounds OR DR TOT	Fouls PF	TP	AS	TO	ST	Blocks BS BA	+/-
10 Angel Reese	F 30:28	6-15	0-0	3-5	5 7 12	4 5	15	1	2	0	1 2	-14
24 Aneeshah Morrow	F 19:28	2-9	0-1	2-2	1 3 4	4 2	6	1	2	2	1 1	-8
4 Flaujae Johnson	G 17:49	1-3	1-1	0-0	0 1 1	4 0	3	0	2	0	0 0	-6
11 Hailey Van Lith	G 37:17	4-11	2-4	4-6	0 1 1	2 8	14	7	4	2	1 0	-5
12 Mikaylah Williams	G 31:02	8-16	1-2	0-0	1 3 4	2 2	17	0	2	1	0 0	-17
13 Last-Tear Poa	12:26	0-1	0-1	2-2	0 0 0	2 4	2	1	0	0	0 0	-5
55 Kateri Poole	15:43	0-1	0-1	0-0	0 1 1	0 0	0	2	5	1	1 0	-16
5 Sa'Myah Smith	25:42	6-8	0-0	4-5	3 2 5	2 3	16	0	2	0	1 0	-17
20 Janae Kent	04:21	0-0	0-0	0-0	0 0 0	0 0	0	0	0	0	0 0	-2
23 Aaliyah Del Rosario	04:18	0-0	0-0	0-2	1 0 1	0 1	0	0	0	0	0 0	-4
2 Amari Bartlett	00:39	2-2	0-0	0-0	0 0 0	0 0	0	0	0	0	0 0	-1
1 Angelica Velez	01:48	0-0	0-0	1-2	0 1 1	0 1	1	1	0	0	0 0	-1
Team					2 7 9	0	0	0	0	0	0 0	-
Totals		29-66	4-10	16-24	13 26 39	20 26	78	13	19	6	6 3	-14

Technical Fouls: NONE

Dead Ball Rebounds: 4, 0

	COL	LSU
Biggest lead	22 (4 th 6:08)	6 (2 nd 6:39)
Best Scoring Run	11 (4 th 6:08)	8 (1 st 5:05)
Lead Changes	2	
Times Tied	5	
Time with Lead	27:07	09:59

Points from Turnovers	COL	LSU
Paint	42	38
Second Chance	6	13
Fast Breaks	28	9
Bench	9	23

Period by Period Scoring	COL	LSU
1st	14	24
2nd	25	29
3rd	25	92
4th	16	16
TOT	78	78



Official Basketball Box Score - Final

Mississippi Val. at LSU
11/12/23 Maravich Assembly Center, Baton Rouge
2023-24 Women's BasketballGame Time: 2:00 PM
Game Duration: 2:09Attendance: 10,720
Officials: Talissa Green, Eric J. Brewster, Leah Lingo

Mississippi Val. - 47

Record: 0-2

NO. Name	Min	FG M-A	3P M-A	FT M-A	Rebounds OR DR TOT	Fouls PF	TP	AS	TO	ST	Blocks BS BA	+/-
21 Amberly Brown	F 14:59	0-8	0-1	4-6	0 0 0	4 3	4	0	2	0	0 2	-36
23 Syann Holmes	F 24:16	2-5	0-0	0-1	0 3 3	3 3	4	0	1	2	0 0	-21
0 Sadie Williams	G 09:18	1-1	0-0	0-0	0 0 0	1 1	2	0	0	0	0 0	-15
1 Sh'Diamond McKnight	G 20:40	8-22	2-5	3-5	2 1 3	5 3	3	21	2	5	3 0	-1
2 Jaylia Reed	G 37:41	1-12	1-7	1-2	1 5 6	4 3	4	1	4	4	0 0	-56
30 Lucia Lara	09:58	0-0	0-0	0-0	0 0 0	1 0	0	0	1	2	0 0	-13
15 Kerrigan Johnson	19:38	1-3	0-1	1-2	1 1 2	5 2	3	1	1	0	0 0	-32
12 Leah Perry	11:37	2-4	0-1	0-0	1 0 1	1 0	4	0	1	0	0 0	-22
3 Lizzie Walker	06:04	0-0	0-0	0-0	0 0 0	0 0	0	0	1	0	0 0	-25
11 Leah Turner	22:09	1-6	1-3	0-2	1 3 4	5 2	3	0	6	0	1 1	-43
20 Ja'la Douglas	12:21	0-5	0-0	0-0	2 2 4	5 1	0	0	2	1	0 3	-14
22 Aaliyah Duranham	06:22	1-4	0-0	0-0	3 1 4	1 0	2	0	0	0	0 0	-3
13 Jannik Dauer	04:58	0-0	0-0	0-0	0 1 1	0 0	0	1	1	0	0 0	-2
Team					3 2 5	0	0	2	0	0	0 0	-
Totals		17-70	4-18	9-18	14 19 33	35 18	47	5	27	12	1 12	-62

Technical Fouls: NONE

Dead Ball Rebounds: 5, 1

LSU - 109

Record: 2-1

NO. Name	Min	FG M-A	3P M-A	FT M-A	Rebounds OR DR TOT	Fouls PF	TP	AS	TO	ST	Blocks BS BA	+/-
10 Angel Reese	F 20:09	3-10	0-3	8-9	5 5 10	1 5	14	4	3	2	1 0	34
5 Sa'Myah Smith	G 24:56	8-12	0-0	5-6	11 7	21	1	7	21	1	0 3	45
11 Hailey Van Lith	G 27:27	4-10	0-3	3-6	2 2 4	0 3	11	6	1	2	2 0	52
12 Mikaylah Williams	G 28:23	7-11	5-6	1-3	1 4 5	4 3	20	2	5	1	0 0	48
13 Last-Tear Poa	G 26:20	2-3	0-1	5-6	1 3 4	4 6	9	3	0	2	0 0	31
24 Aneeshah Morrow	21:05	6-10	1-4	1-3	2 3 5	1 4	14	1	0	2	3 0	38
55 Kateri Poole	14:35	1-2	0-1	2-2	1 4 5	0 1	4	1	2	1	0 0	18
23 Aaliyah Del Rosario	11:14	2-3	0-0	2-2	0 5 5	4 2	6	0	3	0	1 1	-4
20 Janae Kent	09:00	1-3	0-1	2-4	0 0 0	1 2	4	2	2	1	0 0	6
1 Angelica Velez	06:35	2-2	0-0	2-3	0 1 1	0 2	6	0	2	1	0 0	7
2 Amari Bartlett	07:10	0-0	0-0	0-0	4 4 2	0 0	0	1	0	1	0 0	5
14 Izzy Besselman	03:08	0-0	0-0	0-0	0 0 0	0 0	0	0	0	0	0 0	2
Team					0 5 5	0	0	0	0	0	0 0	-
Totals		36-66	6-19	31-50	17 42 59	18 35	109	21	20	12	12	82

Technical Fouls: NONE

Dead Ball Rebounds: 12, 1

	MVS	LSU
Biggest lead	4 (1 st 8:10)	82 (4 th 2:51)
Best Scoring Run	5 (1 st 8:10)	15 (1 st 4:18)
Lead Changes	4	
Times Tied	1	
Time with Lead	02:17	37:36

Points from Turnovers	MVS	LSU
Paint	12	52
Second Chance	5	17
Fast Breaks	12	29
Bench	12	34

Period by Period Scoring	MVS	LSU
1st	14	10
2nd	14	10
3rd	14	14
4th	29	21
TOT	59	34



Official Basketball Box Score - Final

Queens (NC) at LSU
11/09/23 Maravich Assembly Center, Baton Rouge
2023-24 Women's BasketballGame Time: 7:00 PM
Game Duration: 1:53Attendance: 10,371
Officials: Billy Smith, Meadow Overstreet, Cori Chambers

Queens (NC) - 55

Record: 0-2

NO. Name	Min	FG M-A	3P M-A	FT M-A	Rebounds OR DR TOT	Fouls PF	TP	AS	TO	ST	Blocks BS BA	+/-
0 Jordyn Weaver	F 23:22	3-4	0-0	0-0	1 0 1	3 1	6	0	1	0	0 0	-31
21 Kinley Brown	F 05:57	0-3	0-2	0-0	0 0 0	2 0	0	0	0	0	1 3	-9
15 Hava Balde-Camara	C 15:03	1-1	0-0	0-0	0 1 1	5 1	2	0	1	0	0 0	-5
2 Alexandria Johnson	G 23:32	4-9	1-4	0-0	0 0 0	1 2	9	4	3	0	0 0	-24
3 Nicole Gwynn	G 26:46	9-20	8-14	0-0	2 2 0	0 26	1	3	2	0	1	-28
1 Asya Briskier	20:22	0-3	0-0	0-0	1 1 2	0 1	1	1	1	0	0	-1
5 Tameia Shaw	11:42	2-7	1-3	0-0	1 1 0	1 0	5	0	2	1	0 0	-18
12 Kennedy Fuller	14:42	0-4	0-0	0-0	0 0 0	0 0	0	0	0	0	0 0	-32
20 Amari Davis	25:39	1-5	0-0	3-5	0 2 2	3 4	5	2	0	0	0 1	-40
8 Autumn Westmoreland	08:11	0-3	0-0	0-0	2 1 3	2 0	0	1	0	0	0 0	-18
4 Kalliyon Adams	07:45	0-1	0-0	1-1	0 1 0	1 0	0	0	2	0	0 0	-20
24 Tishana Hulci	10:00	1-3	0-0	0-0	0 1 1	1 0	2	0	0	0	0 0	-21
6 Mycala Carney	06:59	0-2	0-0	0-0	0 1 1	0 0	0	0	4	1	0 0	-18
Team					4 3 7	0	0	2	0	0	0 0	-
Totals		21-65	10-24	3-5	8 13 21	20 8	55	9	19	5	1 5	-57

Technical Fouls: NONE

Dead Ball Rebounds: 2, 0

LSU - 112

Record: 1-1

NO. Name	Min	FG M-A	3P M-A	FT M-A	Rebounds OR DR TOT	Fouls PF	TP	AS	TO	ST	Blocks BS BA	+/-
10 Angel Reese	F 25:03	9-15	0-1	10-11	5 9 14	0 6	28	1	0	2	1 0	40
4 Flaujae Johnson	G 31:13	6-8	0-1	1-1	2 4 6	1 2	13	2	1	3	3 0	37
11 Hailey Van Lith	G 21:09	0-3	0-3	0-4	0 2 2	1 2	3	3	1	0	0 0	-28
12 Mikaylah Williams	G 15:37	3-6	1-3	2-2	0 1 1	3 2	9	2	1	0	0 0	-17
13 Last-Tear Poa	20:01	2-4	0-2	2-2	1 1 2	0 2	6	5	2	1	0 0	-29
24 Aneeshah Morrow	18:46	6-10	1-1	3-3	0 4 4	0 3	16	1	1	0	0 0	-18
20 Janae Kent	09:34	3-3	1-1	0-0	0 1 1	1 0	7	2	1	0	0 0	-8
23 Aaliyah Del Rosario	11:36	0-1	0-0	0-2	0 1 1	0 1	6	1	1	0	0 0	-14
55 Kateri Poole	14:45	1-1	1-1	0-0	0 1 1	0 1	3	2	0	0	0 0	-36
1 Angelica Velez	06:13	0-1	0-0	0-0	0 1 0	1 0	0	1	0	1	0 0	-14
2 Amari Bartlett	06:13	0-0	0-0	0-0	0 3 3	0 0	0	0	0	0	0 0	-14
14 Izzy Besselman	01:28	0-0	0-0	0-0	0 0 0	0 0	0	0	1	0	0 0	-2
Team					1 4 5	0	0	0	0	0	0 0	-
Totals		42-66	4-13	24-29	13 36 49	8 20	112	20	12	9	5 1	57

Technical Fouls: NONE

Dead Ball Rebounds: 3, 0

	QNS	LSU									
Biggest lead	0 (1 st 10:00)	57 (4 th 2:12)	Points from Turnovers	QNS	LSU	Period by Period Scoring					
Best Scoring Run	6 (3 rd 7:18)	19 (2 nd 4:14)	Paint	7	26		1st	2nd	3rd	4th	TOT
Lead Changes		0	Second Chance	5	23	QNS	20	10	20	5	55
Times Tied		1	Fast Breaks	10	28						
Time with Lead	00:00	39:24	Bench	12	38	LSU	33	23	30	26	112

BSU - T		Record: 4-1										Shooting By Period									
NO. NAME	Min	FG		3P		FT		Rebounds		Fouls		TP	AS	TO	ST	Blocks	+/-				
		M-A	M-A	M-A	M-A	OR	DR	OR	DR	P	F										
5 Sa'Myah Smith	F 32:53	3-7	0-0	2-3	5	4	9	1	3	8	1	3	1	0	22	24	1st	FT%	65	40.0%	
24 Reshawn Morisy	G 18:18	1-1	0-0	0-0	0	0	0	0	0	0	0	0	0	0	0	0	3PT%	25	40.0%		
11 Haley Van Lih	G 25:46	5-8	2-3	0-0	0	2	2	3	1	12	2	1	0	0	21	21	2nd	FT%	64	42.9%	
12 Makayla Williams	G 24:44	3-9	1-4	6-6	0	1	1	1	1	14	3	3	1	0	24	24	3PT%	0-4	0.0%		
13 Last-Tear Posa	G 25:07	1-5	0-2	6-6	0	6	6	0	5	8	4	1	1	0	22	22	FT%	8-10	80.0%		
4 Fluajene Johnson	G 28:31	8-12	1-2	0-0	0	4	7	11	2	17	3	1	0	0	31	31	3rd	FT%	9-21	42.9%	
23 Ashley Del Rosario	G 19:14	1-2	0-0	0-0	0	1	1	2	0	0	0	0	0	0	0	0	3PT%	3-3	100%		
55 Kateri Poole	05:04	0-0	0-0	1-2	0	0	0	0	1	1	1	1	0	0	0	0	1	FT%	3-4	75%	
19 Janae Keant	04:46	0-1	0-0	0	0	0	0	0	0	0	0	0	0	0	0	0	4th	FT%	5-13	38.5%	
2 Amani Bartlett	02:12	1-1	0-0	0-0	0	0	0	0	0	2	0	0	0	0	0	0	3PT%	1-2	50.0%		
1 Angelica Velez	01:03	0-0	0-0	0-0	0	0	0	0	0	0	0	0	0	0	0	0	FT%	0-0	0%		
Team									2	3											
Totals		26:63	4-14	17:20	16	28	44	12	17	73	11	15	10	4	2	23		GM FGR%	25-63	41.4%	
																		3PT%	4-14	28.6%	
																		FT%	20-23	85.0%	

Southeastern La. - 50		Record: 3P																	Shooting By Period:	
NO.	Name	Min	FG		3P		FT		Rebounds		Fouls		TP	AS	TO	ST	Blocks		+/-	
			M-A	M-A	M-A	M-A	OR	DR	TO	PF	FD	BS					BA			
30	Cheyenne Daniels	F 26:47	1-5	0-0	1-2	3-3	5	2	4	1	3	1	4	2	1	2	1	2	18	1st FG%: 4-11 36.4%
1	Jalecia Pierre	G 14:35	2-6	1-2	0-0	0	0	0	3	2	5	4	1	0	0	0	0	21	3PT%: 2-4 50.0%	
5	Taylor Bell	G 21:11	3-10	2-5	1-2	0	1	1	4	4	9	3	4	0	0	2	11	FT%: 0-0		
14	Dalea Harvey	G 20:20	1-2	1-1	0-0	0	3	3	3	0	1	3	0	0	0	0	8	2nd FG%: 9-17 52.9%		
55	Isley Giarrano	G 35:58	0-10	0-2	0	0	0	0	2	12	1	2	1	2	1	0	14	3PT%: 2-4 50.0%		
0	Kennedy Phay	34:26	5-10	1-5	1-2	2-4	6	1	1	12	1	0	1	0	0	1	23	FT%: 2-2 100%		
2	Arriana Patton	01:58	0-0	0-0	0-0	0	0	0	1	0	0	0	0	0	0	0	2	3PT%: 1-6 16.7%		
11	Avery Berry	26:53	3-4	0-0	0-1	0	3	3	2	1	6	4	2	0	0	0	9	FT%: 2-2 100%		
24	Dijone Flowers	04:00	0-2	0-1	0-0	0	1	1	0	0	0	0	0	0	0	0	0	4th FG%: 5-16 31.3%		
Team							2	4	6	0	0	0						3PT%: 2-2 0.0%		
Totals			20-53	5-16	5-9	7	22	29	17	12	50	9	18	7	2	4	23	FT%: 2-4 50.0%		
Technical Fouls:-NONE																			GM FG%: 20-53 37.7%	
																			3PT%: 5-16 31.3%	
																			FT%: 5-9 55.6%	
																			Drat Ball Rebounds: 2	

	LSU	SLU	Points from	LSU	SLU	Period by Period Scoring				
Biggest lead	29 (48:16)	0 (1:10:00)	Turnovers	23	12					
Best Scoring Run	15 (3rd:3:17)	5 (4th:4:15)	Paint	34	18					
Lead Changes	0	0	Second Chance	14	5	LSU	20	20	22	11
Times Tied	2	0	Fast Breaks	10	0					
Time with Lead	36:59	00:00	Bench	22	18	SLU	10	21	7	12

Nagara - 65			Record: 3P																		
NO. NAME		Min	FG		3P	FT	Rebounds		Fouls		TP	AS	TO	ST	Blocks		+/-	Shooting By Period			
			M-A	M-A			M-A	M-A	OR	DR					PF	FF		BS	BS	BA	1 st FG%
10	Amelia Strong	F	20:16	2-5	0-0	0-1	0	2	2	5	3	4	0	3	2	0	1	-16	1 st FG%	5-19	26.3%
25	Saige Golder	F	10:58	2-3	0-0	0-0	1	1	2	5	1	4	1	2	0	0	-6	3PT%	2-10	20.0%	
0	Chardonay Hartley	G	10:56	5-14	0-3	8-10	2	1	3	3	9	18	4	9	2	0	-6	FT%	2-2	100%	
13	Devin Brother	G	12:58	3-8	3-6	2-2	1	1	2	0	1	2	0	0	1	0	-1	2 nd FG%	2-13	15.4%	
19	Lore Porter	G	22:59	3-8	3-8	0-0	2	2	4	3	1	9	1	1	2	0	-5	3PT%	0-2	0.0%	
14	Allyssa Rosignol	G	12:22	2-6	0-0	1-2	4	1	5	5	1	5	0	3	0	0	-17	1 st FG%	5-13	38.5%	
20	Marlie Dickinson	20:60	1-5	0-0	1-2	1	7	8	1	2	3	0	1	0	0	-22	3PT%	2-6	33.3%		
4	Ary Hicks	24:30	3-9	0-2	0-0	0	2	2	1	0	6	3	6	1	0	-32	FT%	0-2	0.0%		
1	Shybie Fidler	20:05	0-4	0-0	0-0	0	0	0	0	0	0	0	2	0	0	-24	4 th FG%	10-21	47.6%		
1	Kelly Buckley	17:21	1-2	0-0	0-0	1	3	4	5	2	2	0	2	0	1	-19	3PT%	2-6	33.3%		
3	Levie Rose	05:56	0-2	0-1	3-4	0	1	1	0	2	3	0	1	0	1	-1	FT%	4-7	57.1%		
Team								6										OM FG%	22-66	33.3%	
Totals			22:66	6-24	15-21	17	22	39	30	21	65	11	30	8	1	8	-34	3PT%	6-20	30.0%	
																		Technical Fouls: NONE			
																		Dist Ball Rebounds: 4			

[illegible]

	NIA	LSU	Points from		NIA	LSU	Period by Period Scoring				
Biggest lead	0 (1 st 10:00)	42 (3 rd 0:56)	Turnovers	17	35		1st	2nd	3rd	4th	TOT
Best Scoring Run	6 (3 rd 4:06)	21 (2 nd 3:19)	Paint	30	54						
Lead Changes			Second Chance	8	7	NIA	14	13	12	26	65
Times Tied	0		Fast Breaks	10	26	LSU	28	32	21	18	99
Time with Lead	00:00	39:54	Bench	19	18						

Texas Southern - 47			Record: 1-3																
NO. NAME		FG	FG	3P	FT	Rebounds			Fouls	PF	AS	TS	ST	Blocks	PTS	Shooting By Period			
						OR	DR	TOT								1	2	3	
5 Jaido Salton	F	18	2-5	0-0	0-0	0	0	0	5	1	5	1	0	4	44	4th	3PT%	5-12 41.7%	
20 Jordyn Turner	F	18	3-10	0-2	2-3	1	3	5	5	8	2	5	0	3	27	1st	FG%	0-1 0%	
1 Tatyanna Clayburne	G	19	5-26	1-3	1-2	2	0	2	1	2	6	4	0	0	40	4th	FG%	3-12 25.0%	
15 Alexia Knight	G	13	0-7	0-3	0-2	0	0	2	2	2	0	2	1	1	38	3PT%	0-2 0%		
1 Shomari Phillips	G	05	0-4	0-3	1-2	0	4	4	0	1	1	0	0	0	2	3	1st	FG%	1-3 33.3%
3 Tariya Lawson	F	21	5-9	1-3	2-3	1	1	1	5	4	1	0	0	0	30	3rd	FG%	5-14 35.7%	
11 Imani Morris	G	04	0-1	0-0	0-0	0	0	5	1	0	0	3	0	1	9	2nd	FG%	0-1 0%	
12 Gretta Galban	F	22	4-6	2-5	1-2	0	2	0	2	0	5	1	6	0	1	37	1st	FG%	1-2 50%
4 Yara Harmon	G	04	1-2	0-0	0-0	0	1	1	0	0	0	2	0	0	8	4th	FG%	1-2 50%	
10 Maci Quiller	F	22	0-1	0-1	0-0	0	0	0	0	2	1	0	0	0	18	3PT%	0-7 0%		
2 Daeja Holmes	F	06	5-10	0-2	1-2	0	1	1	0	0	1	1	0	0	41	1st	FG%	6-9 66.7%	
Team						4	3	7	0	0	0	0	0	0					
Totals		18-54	3-18	1-14	22	33	25	15	47	4	35	9	6	8	51	GM FG%	3PT%	8-14 57.1%	
																Technical Fouls:NONE			

LSU - 106		Record: 5-1															Shooting Big Rebounds: 3	
NO.	Name	Min	FG		3P	FT	Rebounds		Fouls		TP	AS	TO	Blocks		+/-		
			M	A			O	R	DR	TF				PF	FF		BS	BA
5	Sal Myiah Smith	F 22:11	2-2	0-0	3-5	2-5	7	2	4	7	1	4	0	1	0	1	37	
24	Aneesah Morrow	F 23:14	8-18	0-2	1-1	2-2	4	0	1	17	1	0	7	2	3	37	3PT% 2-4 50.0%	
4	Flaurjae Johnson	G 24:06	7-12	0-2	3-3	5	8	3	2	17	1	5	0	0	0	34	FT% 4-4 100%	
11	Harold Van Lih	G 23:09	6-12	0-3	1-1	2-2	2	6	5	4	2	0	0	0	0	57	3PT% 4-4 100%	
12	Mikaylah Williams	G 23:49	4-9	4-7	2-2	1-2	3	2	2	14	4	1	1	0	1	39	3PT% 0-4 0.0%	
13	Last-Tear Pao	F 21:49	2-3	0-0	4-5	0	2	2	1	4	8	4	1	3	0	0	46	1st FT: 10-20 50.0%
23	Aalyah Del Rosario	23:35	5-10	0-0	4-4	3	2	5	2	4	14	0	2	2	2	1	40	2nd FT: 4-4 100%
20	Janae Kent	14:12	2-7	0-3	3-4	0	2	2	2	4	10	0	0	1	1	1	15	3PT% 3-6 50.0%
1	Angelica Velez	11:12	1-3	0-0	0	1	2	3	2	0	2	2	0	1	0	0	6	FT% 9-10 90.0%
2	Amani Barfield	10:50	1-1	0-0	1-2	1	1	2	1	3	0	0	1	1	0	0	4	3PT% 0-3 0.0%
14	Izzy Besselman	03:19	0-1	0-1	1-2	0	0	0	1	0	0	0	0	0	0	0	1	FT% 9-12 75.0%
Team							5		4									
Totals			38:79	5-17	25-31	21	28	48	15	25	106	19	13	22	8	0	6	51
Technical Fouls: NONE																		
Dead Ball Rebounds: 4																		

	TSU	LSU	Points from	TSU	LSU	Period by Period Scoring					
Biggest lead	2 (1 st 9:13)	62 (4 th 2:19)	Turnovers	9	48		1st	2nd	3rd	4th TOT	
Best Scoring Run	4 (1 st 9:13)	12 (2 nd 9:38)	Paint	20	60	TSU	11	7	13	16	47
Lead Changes			Second Chance	9	22		2 nd	3	16	16	47
Times Tied	2		Fast Breaks	6	32	LSU	26	23	36	21	106
Time with Lead	00:50	38:34	Bench	27	35		3 rd	26	36	21	106

Virginia - 73		Record: 4-2																			
NO. NAME	Min	FG		3P	FT	Rebounds		Fouls		TP	AS	TS	ST	Blocks	+/-	Shooting By Period					
		M/A	M/A	M/A	OR	DR	24	PF	FF							FG	3P	FT	BS	B/A	1st
20 Camryn Taylor	F	20:50	1-9	0-0	2-2	2	4	3	4	4	0	1	1	2	1	9	1st	FG%	8.9	42.1%	
33 Sam Brunelle	F	31:57	5-11	5-11	0	0	3	3	4	15	0	0	0	3	0	7	FT%	22	100%		
1 Paris Clark	F	20:03	7-17	1-5	4-4	2	5	7	3	3	19	0	1	3	0	-1	3PT%	8.17	147%		
21 Kymberly Johnson	G	21:03	0-10	0-0	0-0	1	2	3	3	2	2	2	2	2	0	-1	2PT%	0.0	44.0%		
23 Alexia Smith	G	26:04	2-6	0-3	1-3	2	3	5	3	2	5	1	3	0	0	5	FT%	0.7	0%		
34 London Clarkson	N	19:05	1-2	0-0	2-2	3	3	3	4	4	1	1	1	0	-7	3rd	FG%	6.19	31.0%		
4 Jillian Brown	N	18:48	2	3	0-0	1-2	4	3	7	1	2	5	3	2	1	1	0	3PT%	4.0	40.0%	
5 Yontia Vaughn	N	23:41	5-8	3-4	0-1	0	1	1	0	13	7	1	0	0	-5	1	FT%	2.2	100%		
18 Kaylan Lawson	N	01:48	0-0	0-0	0-0	0	0	0	0	0	0	0	0	0	0	1	4th	FG%	5.17	28.4%	
0 Olivia McGhee	G	04:40	0-2	0-1	0-0	0	1	1	1	0	0	1	0	0	-1	3	3PT%	1.7	14.3%		
12 Edessa Noyan	N	05:36	0-1	0-0	0-0	0	1	1	2	0	0	2	0	0	0	0	FT%	6.9	66.7%		
Team						5	2	7									GM	FG%	27.72	37.5%	
						1	1	1									3PT%	9.3	20.0%		
						2	2	2									FT%	10.14	71.4%		
Totals			27:72	9-31	10-14	19-28	42	24	24	17	73	14	16	8	6	2	-3	Technical Fouls: NONE			

Dead Ball Rebounds: 1

[illegible]

	UVA	LSU	Points from	UVA	LSU	Period by Period Scoring					
Biggest lead	4 (1 st 4:28)	10 (4 th 4:38)	Turnovers	16	13		1st	2nd	3rd	4th	TOT
Best Scoring Run	6 (1 st 4:28)	8 (4 th 4:38)	Paint	32	42	UVA	18	20	18	17	73
Lead Changes	14		Second Chance	21	15						
Times Tied	12		Fast Breaks	14	8	LSU	21	17	20	18	76
Time with Lead	07:10	26:08	Bench	22	8						



Official Basketball Box Score - Final
Virginia Tech at LSU
11/30/23 Maravich Assembly Center, Baton Rouge
2023-24 Women's Basketball

Game Time: 8:00 PM
Game Duration: 1:50
Attendance: 10,790

Officials: Kevin Pettit, Talisa Green, Natasha Cary

Virginia Tech - 64

NO. Name	Min	FG	3P	FT	Rebounds	Fouls	TP	AS	TO	ST	Blocks	+/-
		M-A	M-A	M-A	OR DR TOT	PF FO					BS BA	
20 Olivia Summell	F 11:05	0-0	0-0	0-0	0 1 1	2 0	0	0	0	0	1	0
33 Elizabeth Killey	C 33:21	6-16	0-0	4-5	5 6 11	5 5	16	0	1	1	0	2
5 Georgina Amore	G 40:00	11-24	1-9	2-2	0 2 2	1 1	25	3	3	0	0	0
11 Matilda Ek	G 35:16	4-10	1-5	2-2	1 2 3	2 3	11	1	1	0	0	0
22 Cayla King	G 29:48	1-7	1-5	0-0	2 1 3	2 1	3	1	2	0	0	1
4 Rose McNeaux	14:21	2-3	0-0	0-0	4 2 6	4 1	4	0	2	0	0	1
13 Clara Strack	04:39	0-0	0-0	0-0	1 1 1	5 1	0	0	2	0	1	0
1 Carleigh Wenzel	09:52	2-3	1-2	0-0	0 0 0	0 0	5	1	2	0	0	0
12 Carys Baker	17:03	0-1	0-0	0-0	2 0 2	0 0	0	0	1	0	0	0
12 Samiya Sulfren	04:35	0-0	0-0	0-2	0 0 0	0 1	0	0	0	0	0	0
Team					0 0 0		0	0				
Totals		26-64	4-21	8-11	14 15 29	21 13	64	6	14	1	2	4

Technical Fouls: NONE

Dead Ball Rebounds: 1, 1

LSU - 82

NO. Name	Min	FG	3P	FT	Rebounds	Fouls	TP	AS	TO	ST	Blocks	+/-
		M-A	M-A	M-A	OR DR TOT	PF FO					BS BA	
10 Angel Reese	F 29:34	5-10	0-0	9-16	6 3 9	4 8	19	2	4	1	0	1
24 Aneesh Morrow	F 39:20	8-17	0-2	3-4	3 12 15	3 4	19	1	2	3	2	0
4 Flaujae Johnson	G 37:57	6-13	1-4	0-1	5 3 8	1 4	13	1	0	1	1	1
11 Haley Van Lih	G 35:46	3-7	1-2	0-0	0 1 1	1 1	7	5	1	1	0	0
12 Mikaylah Williams	G 36:01	9-15	1-5	1-1	2 4 6	1 2	20	5	3	2	0	0
13 Last-Tear Poa	10:53	0-0	0-0	4-4	0 1 1	0 2	4	1	2	0	1	0
23 Aalyah Del Rosario	10:29	0-0	0-0	0-0	1 0 1	3 0	0	0	0	1	0	0
Team					0 2 2		0	1				
Totals		31-62	3-13	17-26	17 26 43	13 21	82	15	13	9	4	2

Technical Fouls: NONE

Dead Ball Rebounds: 7, 0

	VTU	LSU
Biggest lead	9 (1 st 3:27)	22 (4 th 1:01)
Best Scoring Run	4 (1 st 9:16)	9 (2 nd 7:13)
Lead Changes	1	
Times Tied	4	
Time with Lead	12:59	24:50

Points from	VTU	LSU
Turnovers	11	12
Paint	30	32
Second Chance	8	17
Fast Breaks	4	12
Bench	9	4

Period by Period Scoring					
	1st	2nd	3rd	4th	TOT
VTU	20	9	19	16	64
LSU	13	22	26	21	82



Official Basketball Box Score - Final
McNeese at LSU
12/12/23 Maravich Assembly Center, Baton Rouge
2023-24 Women's Basketball

Game Time: 7:00 PM
Game Duration: 2:03
Attendance: 10,853

Officials: Michael McConnell, Margaret Timmer, Marie Gashart

McNeese - 44

NO. Name	Min	FG	3P	FT	Rebounds	Fouls	TP	AS	TO	ST	Blocks	+/-
		M-A	M-A	M-A	OR DR TOT	PF FO					BS BA	
4 Julia Puente Valverde	F 09:39	0-2	0-0	0-0	1 2 3	5 0	0	0	1	0	0	1
12 Alvia Mofatt	F 28:34	4-12	2-8	2-2	0 1 1	4 1	12	0	3	0	1	0
1 Azjah Reeves	G 34:19	5-7	1-5	0-0	1 1 1	4 1	5	2	6	0	0	0
21 Boston Berry	G 38:03	3-13	0-2	3-5	0 3 3	4 4	9	5	9	1	0	2
23 Emilia Tenbrook	G 34:43	4-9	2-4	2-2	2 4 4	4 2	12	0	6	1	0	0
14 Mireia Yespes	24:08	0-2	0-1	0-2	0 2 2	5 4	0	0	5	1	0	0
6 Ana Cabañas Llorens	03:37	1-2	0-0	0-0	0 0 0	0 0	2	0	2	0	0	0
12 Mikaylah Williams	05:18	0-1	0-0	0-0	0 1 1	1 0	0	1	3	0	0	1
13 Helena Galonic	12:39	1-5	0-1	0-0	1 2 3	4 1	2	1	1	0	0	1
15 Maria Hermoso	05:00	1-2	0-0	0-0	1 0 1	2 0	2	0	0	0	0	0
Team					3 1 4		0	0				
Totals		16-55	5-21	7-13	9 18 27	32 15	44	9	36	3	1	5

Technical Fouls: NONE

Dead Ball Rebounds: 4, 0

LSU - 133

NO. Name	Min	FG	3P	FT	Rebounds	Fouls	TP	AS	TO	ST	Blocks	+/-
		M-A	M-A	M-A	OR DR TOT	PF FO					BS BA	
10 Angel Reese	F 22:23	5-7	0-0	11-13	6 5 11	1 8	21	3	3	6	0	1
24 Aneesh Morrow	F 22:08	8-15	0-1	2-3	3 7 10	3 2	18	0	0	0	1	0
4 Flaujae Johnson	G 27:20	5-9	1-1	5-6	3 1 4	0 3	16	5	0	5	0	0
12 Mikaylah Williams	G 27:32	11-15	2-4	2-2	0 2 2	2 1	26	6	0	4	0	0
13 Last-Tear Poa	G 21:23	0-4	0-0	4-4	1 2 3	1 4	4	1	3	1	1	0
20 Janae Kent	19:21	3-7	0-0	0-0	2 1 3	1 8	6	0	0	1	0	0
23 Aalyah Del Rosario	19:55	10-14	0-0	7-14	5 5 10	1 8	27	0	0	1	1	0
1 Angelica Velez	14:49	3-7	1-2	3-4	0 2 2	2 2	10	5	0	0	0	0
2 Amari Bartlett	17:28	0-0	0-0	4-4	0 3 3	1 2	4	0	1	0	2	0
14 Izzy Besselman	07:41	0-0	0-0	1-2	0 2 2	1 1	1	0	0	2	0	0
Team					0 2 2		0	0				
Totals		45-78	4-8	39-52	20 32 52	15 32	133	20	7	20	5	1

Technical Fouls: NONE

Dead Ball Rebounds: 8, 0

	MCN	LSU
Biggest lead	0 (1 st 10:00)	94 (4 th 2:42)
Best Scoring Run	3 (1 st 8:03)	47 (3 rd 8:28)
Lead Changes	0	
Times Tied	3	
Time with Lead	00:00	38:19

Points from	MCN	LSU
Turnovers	3	52
Paint	14	60
Second Chance	3	20
Fast Breaks	4	42
Bench	6	48

Period by Period Scoring					
	1st	2nd	3rd	4th	TOT
MCN	12	0	15	17	44
LSU	32	30	38	33	133



Official Basketball Box Score - Final
Louisiana at LSU
12/10/23 Maravich Assembly Center, Baton Rouge
2023-24 Women's Basketball

Game Time: 2:00 PM
Game Duration: 1:56
Attendance: 10,794

Officials: Katie Lukianich, Ily Seales, Royce Belevins

Louisiana - 53

NO. Name	Min	FG	3P	FT	Rebounds	Fouls	TP	AS	TO	ST	Blocks	+/-
		M-A	M-A	M-A	OR DR TOT	PF FO					BS BA	
5 Tamara Johnson	F 35:02	5-9	1-2	2-3	0 3 3	3 3	13	0	2	2	1	0
1 Mariah Stewart	C 08:04	0-1	0-0	0-0	0 1 1	2 0	0	0	3	0	0	0
2 Brandi Williams	G 30:44	6-12	2-4	0-0	2 3 5	0 1	14	0	0	1	0	1
13 Tamiah Robinson	G 15:22	2-8	0-1	0-0	1 1 2	0 1	4	1	0	2	0	1
24 Destiny Rice	G 25:09	1-5	0-1	1-1	0 0 0	4 3	3	1	4	2	0	1
35 Willie Joseph	10:00	1-2	0-0	0-0	1 1 2	5 2	0	0	2	1	0	0
3 Nuba Benedeth	11:17	0-1	0-0	0-0	0 0 0	1 0	0	0	0	1	0	0
00 Ashlyn Jones	06:12	0-2	0-0	0-0	0 1 1	5 0	0	0	0	0	0	1
4 Lanay Wheaton	14:19	2-6	0-1	0-0	1 1 2	1 4	1	3	1	0	0	0
22 Jaylyn James	07:45	0-1	0-0	0-0	0 0 0	3 0	0	0	0	1	0	1
23 Alicia Blanton	08:36	0-2	0-0	1-2	2 0 2	0 1	1	1	1	0	0	1
10 Asia Sam	03:51	1-1	0-0	0-0	0 1 1	1 0	2	0	1	0	0	0
15 Unyah Franklin	09:41	2-3	0-0	0-0	0 0 0	5 0	4	0	0	0	0	1
21 Jasmine Matthews	05:03	1-4	0-1	1-2	0 0 0	0 1	3	0	0	0	0	0
11 Imari Rothschild	04:01	1-1	1-1	0-2	1 0 1	2 1	3	0	1	0	0	0
9 Dacia Jones	01:57	0-0	0-0	0-0	0 0 0	0 0	0	0	0	1	0	0
25 Imari Ivery	01:57	0-0	0-0	0-0	0 0 0	0 0	0	0	0	0	0	0
Team					1 2 3		0	0				
Totals		22-58	4-11	5-12	8 14 22	33 14	53	4	17	12	1	7

Technical Fouls: NONE

LSU - 83

NO. Name	Min	FG	3P	FT	Rebounds	Fouls	TP	AS	TO	ST	Blocks	+/-
		M-A	M-A	M-A	OR DR TOT	PF FO					BS BA	
10 Angel Reese	F 32:54	5-10	0-1	10-18	3 6 9	4 11	20	2	2	1	1	1
24 Aneesh Morrow	F 31:30	10-14	0-2	7-8	6 4 10	1 6	27	1	1	1	0	0
4 Flaujae Johnson	G 32:17	1-8	0-4	2-3	1 5 6	2 4	4	4	3	2	3	0
12 Mikaylah Williams	G 35:26	6-13	4-8	2-2	4 4 7	1 1	18	4	1	0	0	0
13 Last-Tear Poa	G 31:43	0-1	0-0	1-2	0 2 2	3 5	1	7	3	1	1	0
1 Angelica Velez	04:34	0-1	0-0	2-2	0 0 0	1 1	2	0	2	0	0	0
2 Amari Bartlett	04:34	2-2	0-0	0-0	3 0 3	0 1	4	0	0	1	1	0
20 Janae Kent	09:40	0-3	0-2	0-0	0 0 0	1 0	0	1	0	2	0	0
23 Aalyah Del Rosario	16:16	2-2	0-0	3-4	1 7 8	0 2	7	0	2	0	1	0
14 Izzy Besselman	01:06	0-0	0-0	0-0	0 0 0	1 0	0	0	0	0	0	0
Team					1 2 3		0	0				
Totals		26-54	4-17	27-39	19 33 52	14 33	83	19	17	9	7	1

Technical Fouls: NONE

Dead Ball Rebounds: 7, 0

	UL	LSU					Period by Period Scoring				
Biggest lead	6 (1 st 5:11)	30 (4 th 0:16)	Points from	UL	LSU		1st	2nd	3rd	4th	TOT
Best Scoring Run	5 (2 nd 8:13)	15 (3 rd 4:42)	Turnovers	13	14						
Lead Changes	3		Paint	18	36	UL	8	20	9	16	53
Times Tied	4		Second Chance	2	21						
Time with Lead	13:36	23:14	Fast Breaks	9	9	LSU	13	15	28	27	83
			Bench	19	13						



Official Basketball Box Score - Final
Northwestern St. at LSU
12/17/23 Maravich Assembly Center, Baton Rouge
2023-24 Women's Basketball

Game Time: 2:00 PM
Game Duration: 1:59
Attendance: 11,432

Officials: Brian Garland, Timothy Green, Toni Patton

Northwestern St. - 36

No.	Name	Min	FG					3P		FT		Rebounds		Fouls		TP	AS	TO	ST	Blocks		+/-	Shooting By Period			
			M	A	P	M	A	M	A	O	R	D	TOT	P	F					P	F		B	B	1 st	2 nd
11	Jasmin Dixon	F	14:58	0	0	0	0	0	0	0	0	0	0	0	0	0	1	0	0	1	0	1	1 st	FG	2-8	25.0%
13	Jessie Woodson	F	25:58	2-8	1-2	0-0	0	1	1	0	3	5	3	7	0	1	0	0	0	0	-33		3PT%	1-2	50.0%	
4	Karnell Davis	F	17:00	1-7	0-1	5-6	2	2	2	1	0	0	0	5	2	0	0	0	0	0	-33	2 nd	FG	3-12	25.0%	
15	Carla Gray	F	21:25	0	0	0	0	0	0	0	1	0	0	0	0	0	0	0	0	0	-33		3PT%	0-3	33.3%	
35	Chashea Ayes	G	23:22	3-17	3-12	-1	2	5	5	3	0	0	10	1	4	0	0	1	1	-16		FT%	1-3	33.3%		
13	Nia Hardison	20:30	2-4	1-1	0-0	0	0	0	0	1	1	5	0	3	0	0	0	0	1	-19	3 rd	FG	4-10	40.0%		
5	Jenny Ntambwe	27:30	3-8	0-0	-3-5	0	4	4	3	3	9	0	1	2	0	4	0	0	-33		3PT%	2-4	50.0%			
12	Ivona Mijanic	07:01	0-0	0-0	0-0	0	1	1	0	0	0	0	1	0	0	0	0	0	-9		FT%	1-2	50.0%			
1	Jermehisha Pierson	15:00	0-0	0-0	0-0	0	2	2	3	1	0	1	1	1	0	0	0	-15		4PT%	2-5	13.3%				
24	Johnnie Todd	13:02	0-1	0-0	0-0	0	0	0	0	0	0	0	0	0	0	0	0	0	-5		3PT%	0-4	0.0%			
23	Jordan Brown	00:50	0-0	0-0	0-0	0	0	0	0	0	0	0	0	2	0	0	0	0	-6		FT%	6-8	75.0%			
20	Jordan McLemore	05:52	0-0	0-0	0-0	0	1	1	1	0	0	0	0	1	0	0	0	-5		GMFG%	11-45	24.4%				
							2	2	4	0	0	0	0	4							3PT%	5-16	31.3%			
	Totals		11:45	5-16	9-15	3	23	23	26	17	36	6	31	5	3	9	-45					FT%	9-15	60.0%		



Official Basketball Box Score - Final
LSU at Coppin St.
12/20/23 Physical Education Complex, Baltimore
2023-24 Women's Basketball

Game Time: 6:00 PM
Game Duration: 1:47
Attendance: 4,100

Officials: Timothy Greene, Quinn Mathin, Marcus Smith

LSU - 80

Record: 12-1

NO. Name	Min	FG		3P		FT	Rebounds		Fouls	TP	AS	TO	ST	Blocks		+/-
		M-A	M-A	M-A	M-A		OR	DR						BS	BA	
10 Angel Reese	F 32:56	11-15	0-0	4-6	3-3	6	2	6	26	2	1	5	1	0	0	29
24 Aneeshah Morrow	F 32:31	5-13	0-2	3-4	4-9	13	0	3	13	2	3	4	3	0	0	27
4 Flaujae Johnson	G 30:14	7-14	2-5	2-2	2-2	4	2	1	18	3	1	3	0	0	0	34
12 Mikaylah Williams	G 30:30	2-10	0-5	1-1	2-5	7	3	1	5	1	3	1	0	1	0	24
13 Last-Tear Poa	G 31:07	2-2	1-1	0-0	0-1	1	2	1	5	8	0	1	0	0	0	33
32 Janae Kent	13:37	1-4	1-2	0-0	1	1	0	0	3	1	0	0	0	0	0	9
1 Angelica Velez	08:08	1-3	0-0	0-0	0	1	1	0	2	0	0	0	0	0	0	6
23 Aalyah Del Rosario	16:47	3-6	0-0	2-6	4-6	10	1	4	8	2	4	0	0	0	0	-4
2 Amani Bartlett	03:18	0-0	0-0	0-0	0	1	1	0	0	0	1	0	0	0	0	-4
14 Izzy Besselman	01:05	0-0	0-0	0-0	0	1	1	0	0	0	0	0	0	0	0	0
Team							3	0	3							
Totals		32-67	4-15	12-19	21	27	48	11	16	80	20	12	14	4	1	32

Technical Fouls:NONE

Dead Ball Rebounds: 4/0

Coppin St. - 48

Record: 3-10

NO. Name	Min	FG		3P		FT	Rebounds		Fouls	TP	AS	TO	ST	Blocks		+/-
		M-A	M-A	M-A	M-A		OR	DR						BS	BA	
4 Charia Roberts	F 18:58	1-3	0-0	0-0	0	1	1	2	0	2	0	1	0	0	0	-10
32 Laila Lawrence	F 29:56	5-10	1-3	0-0	4	7	11	4	2	11	1	2	3	1	1	-26
1 Moss Staples	G 29:35	0-4	0-2	0-0	0	1	1	0	2	0	3	4	0	0	0	-17
2 Tiffany Hammond	G 34:39	7-15	7-14	0-0	0	0	3	1	21	3	2	2	0	0	0	-23
5 Tyler Gray	G 24:49	1-7	0-2	0-0	1	0	1	2	3	2	2	3	1	0	1	26
23 Khya Jenkins	06:59	0-0	0-0	0-0	0	0	0	1	0	0	0	0	0	0	0	-20
11 Angel Jones	21:33	1-5	0-1	0-0	1	3	4	1	0	2	0	3	0	0	0	-16
13 Faith Blackstone	19:05	3-6	1-3	3-6	0	2	2	3	2	10	1	2	0	0	0	-14
20 Nyjah Gaston	03:17	0-0	0-0	0-0	0	0	0	0	0	0	0	0	0	0	0	-4
10 Cassandra Hawthorne	11:09	0-3	0-3	0-0	0	1	1	0	1	0	0	0	0	0	1	-1
Team							3	2	5							
Totals		18-53	9-28	3-6	9	17	26	16	11	48	10	22	6	1	4	-32

Technical Fouls:NONE

Dead Ball Rebounds: 2/0

LSU		CSU		Points from Turnovers		LSU		CSU		Period by Period Scoring	
Biggest lead		36 (4 th 7:31)		0 (1 st 10:00)		Turnovers		26		1st2nd3rd4thTOT	
Best Scoring Run		11 (1 st 4:28)		5 (2 nd 7:23)		Paint		52		LSU 24 16 24 16 80	
Lead Changes		0		0		Second Chance		17		CSU 10 16 7 15 48	
Times Tied		0		0		Fast Breaks		24			
Time with Lead		39:54		00:00		Bench		13		12	



Official Basketball Box Score - Final
Missouri at LSU
01/04/24 Maravich Assembly Center, Baton Rouge
2023-24 Women's Basketball

Game Time: 8:00 PM
Game Duration: 1:54
Attendance: 11,265

Officials: Pustani Spruck-Welch, Teresa Shack, Nykisha Thompson

Missouri - 72

Record: 9-5 (0-1)

NO. Name	Min	FG		3P		FT	Rebounds		Fouls	TP	AS	TO	ST	Blocks		+/-
		M-A	M-A	M-A	M-A		OR	DR						BS	BA	
34 Hannah Linthacum	F 14:04	1-1	0-0	0-0	0	3	4	2	1	2	1	2	0	0	0	-3
43 Hayley Frank	F 36:33	8-19	4-12	2-2	0	2	3	4	22	2	1	0	0	1	0	-19
0 Grace Slaughter	G 25:18	3-7	1-2	0-0	0	0	1	1	7	1	1	0	0	2	0	-19
4 Mama Dembele	G 36:37	6-12	0-1	3-6	0	6	6	3	4	15	9	3	5	0	1	-23
24 Ashton Judd	G 22:21	2-5	1-3	0-0	0	2	2	4	0	5	1	7	0	0	0	-16
14 Abby Feit	27:14	4-10	2-6	1-1	2	5	7	2	1	11	1	2	1	0	1	-15
23 Abbey Schreacke	18:38	3-7	1-4	1-2	1	3	4	2	3	8	0	1	0	0	0	-1
5 Hike Feldrappe	14:16	1-3	0-2	0-0	0	1	1	2	0	2	0	1	0	1	0	-7
20 Sarah Linthacum	03:46	0-0	0-0	0-0	0	0	0	1	0	0	0	0	0	0	0	-1
40 Micah Linthacum	01:13	0-0	0-0	0-0	0	0	0	0	0	0	0	0	0	0	0	3
Team							4	1	5							
Totals		28-64	9-30	7-11	10	21	31	21	14	72	15	18	6	1	6	-20

Technical Fouls:Coach 3rd 3:11

Dead Ball Rebounds: 1/1

LSU - 92

Record: 14-1 (1-0)

NO. Name	Min	FG		3P		FT	Rebounds		Fouls	TP	AS	TO	ST	Blocks		+/-
		M-A	M-A	M-A	M-A		OR	DR						BS	BA	
10 Angel Reese	F 37:38	7-16	0-0	7-8	9	4	13	2	9	21	4	1	1	1	0	25
24 Aneeshah Morrow	F 37:38	11-17	0-2	3-4	3	7	10	4	4	25	0	2	2	1	0	23
4 Flaujae Johnson	G 38:47	11-17	1-4	1-2	2	3	7	2	2	24	3	2	3	1	0	20
11 Haley Van Lith	G 28:37	3-7	1-3	0-0	0	4	4	4	0	7	5	3	1	1	0	23
12 Mikaylah Williams	G 37:17	3-12	1-6	4-5	1	5	6	1	2	11	7	2	2	1	1	26
13 Last-Tear Poa	12:49	1-2	0-1	2-2	0	1	1	0	3	4	1	2	0	1	0	0
23 Aalyah Del Rosario	02:22	0-0	0-0	0-0	0	1	1	0	0	0	0	1	0	0	0	-5
1 Angelica Velez	01:13	0-0	0-0	0-0	0	0	0	0	0	0	0	0	0	0	0	-3
2 Amani Bartlett	01:13	0-0	0-0	0-0	0	0	0	0	0	0	0	0	0	0	0	-3
14 Izzy Besselman	01:13	0-0	0-0	0-0	0	0	0	0	0	0	0	0	0	0	0	-3
20 Janae Kent	01:13	0-1	0-1	0-0	0	0	0	0	0	0	0	0	0	0	0	-3
Team							0	4	4							
Totals		36-72	3-17	17-21	15	29	44	14	20	92	20	13	9	6	1	20

Technical Fouls:NONE

Dead Ball Rebounds: 3/0

MIZ		LSU		Points from Turnovers		MIZ		LSU		Period by Period Scoring	
Biggest lead		3 (2 nd 8:30)		25 (4 th 2:22)		Turnovers		15		1st2nd3rd4thTOT	
Best Scoring Run		9 (2 nd 9:47)		13 (3 rd 4:56)		Paint		32		MIZ 19 13 17 23 72	
Lead Changes		8		0		Second Chance		10		LSU 20 19 32 21 92	
Times Tied		4		0		Fast Breaks		13		20	
Time with Lead		05:07		33:17		Bench		21		4	



Official Basketball Box Score - Final
Jacksonville at LSU
12/30/23 Maravich Assembly Center, Baton Rouge
2023-24 Women's Basketball

Game Time: 7:00 PM
Game Duration: 2:39
Attendance: 12,347

Officials: Joseph Vazley, Eric Koch, Tasha Smith

Jacksonville - 68

Record: 4-9

NO. Name	Min	FG		3P		FT	Rebounds		Fouls	TP	AS	TO	ST	Blocks		BS	+/-	Shooting By Period		
		M	A	M	A		OR	DR						PF	DF			1 st FG	6-15	40.0
15 Saniyah Craig	F 12:55	3-3	0-0	0	0	2	0	2	5	0	6	1	1	0	0	0	-15	3P%	0.0	0.0
20 Jada Duckett	C 11:32	0-0	0-0	1-2	0	1	1	5	1	1	0	4	0	0	0	0	-18	1 st FG	0.0	100.0
3 Sana'a Garrett	G 28:16	2-5	0-0	2-2	1	2	3	3	6	0	1	3	0	2	0	-25	3P%	6.15	40.0	
10 Edryn Battle	G 29:07	7-19	0-3	3-4	0	2	2	5	4	17	2	6	2	0	1	-38	3P%	1.3	33.3%	
12 Jalisa Dunlap	G 21:56	2-8	2-6	2-2	1	0	1	3	2	8	1	4	3	0	1	-27	FT%	7.12	58.8%	
5 Breyanna Frazier	18:22	0-6	0-1	5-6	0	3	3	2	5	0	2	1	0	3	0	-36	3 rd FG	5.14	35.7%	
11 Zara Blake	03:05	0-0	0-0	0-0	0	0	0	1	0	0	0	0	1	0	0	-8	3P%	0.0	0.0	
2 Kyshonna Brown	14:52	1-2	0-0	5-6	0	1	1	0	2	7	0	0	0	0	0	-16	3P%	1.0	81.8%	
24 Jada Jones	14:41	1-1	0-0	1-4	1	2	3	5	2	3	0	1	0	3	0	-8	3P%	0.0	0.0	
1 Isamey Telleria	12:02	0-1	0-0	0-0	0	0	0	1	0	0	2	2	1	0	0	1	3P%	3.10	30.0%	
13 Asiana Britt	20:17	4-7	1-3	3-6	1	1	2	4	4	12	1	4	3	0	1	-5	FT%	5.8	62.5%	
0 Jylene Royale	12:55	1-4	1-2	0-0	0	3	3	4	1	3	1	1	0	2	1	-7	GM FG%	21.59	59.5%	



Official Basketball Box Score - Final
Texas A&M at LSU
01/11/24 Maravich Assembly Center, Baton Rouge
2023-24 Women's Basketball

Game Time: 7:00 PM
Game Duration: 2:03
Attendance: 11,336

Officials: Gina Cross, Kevin Pethel, Angelica Suffren

Texas A&M - 70

Record: 13-3 (1-2)

NO.	Name	Min	FG		3P		FT		Rebounds		Fouls		TP	AS	TO	ST	Blocks		+/-							
			M-A	M-A	M-A	M-A	OR	DR	OR	DR	PF	FD					BS	BA								
2	Jantiah Barker	F 19:07	3-9	0-2	0-2	1	0	1	5	2	6	1	3	2	1	0	1	0	1st FG: 6-15	40.0%						
32	Lauren Ware	F 38:20	5-9	0-1	3-3	4	5	9	2	3	13	0	3	1	2	1	0	0	2nd FG: 9-17	52.9%						
1	Endyia Rogers	G 35:05	11-22	3-10	2-3	3	6	9	3	3	27	5	0	0	0	2	0	0	3rd FG: 2-5	40.0%						
5	Aicha Coulibaly	G 25:03	7-11	1-2	1-1	3	2	5	3	2	16	0	6	3	1	0	0	0	4th FG: 2-6	33.3%						
24	Sahara Jones	G 28:59	3-11	0-3	0-1	3	4	7	2	2	6	3	1	1	1	0	0	0	5th FG: 2-7	28.6%						
3	Tineya Hyllon	14:28	0-4	0-2	0-0	0	0	0	2	1	0	2	3	3	0	0	0	0	6th FG: 0-5	0.0%						
14	Mikaylah Johnson	08:06	0-0	0-0	0-0	0	2	2	4	0	0	1	0	0	0	0	0	0	7th FG: 0-0	0%						
00	Sydney Bowles	11:12	0-5	0-2	0-0	0	0	0	0	0	0	0	0	0	0	0	0	0	8th FG: 0-14	0.0%						
4	Kay Kay Green	09:04	0-1	0-0	0-0	0	1	1	0	0	0	0	0	0	0	0	0	0	9th FG: 2-6	33.3%						
15	Sole Williams	05:10	0-0	0-0	2-2	0	0	0	0	1	2	0	1	1	0	0	0	0	10th FG: 0-2	0.0%						
11	Vanessa Saidu	05:26	0-0	0-0	0-0	0	0	0	0	0	0	0	0	0	0	1	0	0	11th FG: 0-2	0.0%						
Team																										
Totals			29-72			4-22			8-12			15			20			21			5			3-17		



Official Basketball Box Score - Final
South Carolina at LSU
01/25/24 Maravich Assembly Center, Baton Rouge
2023-24 Women's Basketball

Game Time: 7:00 PM
Game Duration: 1:56
Attendance: 13,205

Officials: Gina Cron, Roy Gubayan, Timothy Green

South Carolina - 76

Record: 18-0 (5-0)

NO.	Name		FG	3P	FTA	Rebounds		Fouls	TP	AS	TO	ST	Blocks		+/-			
						OR	DR						BS	BA				
21	Chloe Kitts	F 21:37	6-9	1-1	1-4	2	1	3	2	3	14	1	1	0	0	-5		
10	Kamilla Cardoso	C 32:10	5-11	0-0	1-1	2	6	8	1	4	11	2	2	2	2	15		
0	Te-Hina Paopao	G 38:37	4-12	2-7	2-2	0	0	0	1	1	12	6	2	0	0	2		
3	Bree Hall	G 30:26	4-10	2-4	0-0	0	5	5	0	2	10	1	0	3	1	2		
25	Raven Johnson	G 35:47	5-12	0-3	3-4	2	7	9	1	3	13	4	3	0	0	6		
2	Ashlyn Watkins	F 12:02	1-1	0-0	0-0	0	1	1	3	0	2	0	1	0	1	0		
12	Mikayah Fuwley	10:08	3-6	2-5	0-0	1	3	4	1	0	8	0	2	1	0	0		
20	Sania Fesigh	14:11	3-3	0-0	0-2	2	2	4	2	2	6	1	1	0	0	2		
5	Tessa Johnson	05:02	0-1	0-0	0-0	0	0	0	0	0	0	0	0	0	0	-3		
Team																		
Totals			31-65		7-20		12		27		39		11		15		12	
Technical Fouls: NONE																		

Dead Ball Rebounds: 4.0

LSU - 70

Record: 18-3 (5-2)

NO.	Name	Min	Shooting By Period																									
			FG	3P	FT	OR	Rebounds	Fouls	TP	AS	TO	ST	Blocks	BS	+/-	1st	FG	3P	FT	2nd	FG	3P	FT	3rd	FG	3P	FT	4th
10	Angel Reese	F 28:41	7-15	0-0	1-1	3	5	8	5	3	15	4	3	1	2	3	10	3PT%	1-3	45.5%								
24	Aneeshah Morrow	F 34:30	7-11	2-2	0-0	2	8	10	3	2	16	3	1	2	2	1	-2	3PT%	1-3	33.3%								
4	Flaujae Johnson	G 40:00	4-6	1-1	1-2	0	3	3	2	1	10	1	1	0	0	0	-6	3PT%	1-4	25.0%								
11	Hailey Van Lith	G 38:28	5-13	2-5	1-3	0	2	2	2	13	3	3	2	0	0	-2	3PT%	1-2	50.0%									
12	Mikayah Williams	G 38:45	5-18	1-10	1-2	2	2	4	1	2	12	6	1	1	0	-6	3PT%	0-1	0.0%									
23	Aalyah Del Rosario	16:49	1-3	0-0	0-1	3	4	7	2	1	2	0	0	0	3	-20	3PT%	0-2	0.0%									
13	Last-Tear Poa	02:47	1-1	0-0	0-0	0	0	0	0	0	0	0	1	0	0	-4	3PT%	1-2	50.0%									
Team																												
Totals			Technical Fouls: NONE																									

Dead Ball Rebounds: 2.0

		SC	LSU
Biggest lead	6 (4 th 0:09)	11 (1 st 0:59)	
Best Scoring Run	8 (3 rd 9:24)	9 (1 st 2:06)	
Lead Changes	6		
Times Tied	5		
Time with Lead	03:49	32:53	



Official Basketball Box Score - Final
Florida at LSU
02/04/24 Maravich Assembly Center, Baton Rouge
2023-24 Women's Basketball

Game Time: 1:00 PM
Game Duration: 2:04
Attendance: 12,707

Officials: Denise Brooks, Tiffany Bird, Margaret Tien

Florida - 66

Record: 11-9 (2-6)

NO.	Name	Min	FG		3P		FT	Rebounds		Fouls	TP	AS	TO	ST	Blocks		+/-	
			M-A	M-A	M-A	M-A		OR	DR						BS	BA		
Shooting by Period																		
1 st FG			5-17		29.4%													
25	Faith Duf	F 22:24	1-4	1-2	1-4	1	2	3	4	2	4	2	3	1	1	1	-30	
4	Zipporah Broughton	G 19:07	1-3	0-1	0-0	0	5	5	1	1	2	3	2	0	0	0	-9	
5	Alberte Rindal	G 23:30	3-10	1-6	0-0	0	2	2	2	1	7	1	1	0	0	0	-33	
13	Lalla Reynolds	G 19:19	2-7	0-0	4-9	1	2	3	2	7	8	0	2	1	1	3	-21	
20	Jeriah Warren	G 23:46	4-4	0-0	0-0	0	2	2	5	0	8	0	1	2	0	0	-25	
2	Alyiah Matharu	22:28	7-23	0-7	6-6	1	3	3	4	3	20	0	4	5	0	1	25	
3	Lellani Correa	26:49	5-11	1-3	2-5	0	3	3	2	5	13	0	2	1	0	0	-31	
17	Eriny Kindred	11:17	0-1	0-0	0-0	1	0	1	1	5	0	0	2	0	0	1	-7	
6	Kenza Salgues	19:31	1-4	1-4	1-2	1	1	2	2	1	4	1	1	0	0	0	-15	
9	Alexia Dizeko	09:06	0-1	0-0	0-0	3	2	5	1	0	0	0	0	0	1	0	-6	
22	Paige Clausen	02:43	0-0	0-0	0-0	1	0	1	0	0	0	0	0	0	0	0	2	
Team																		
Totals			24-68		4-23		14-26		11		23		34		20		66	
Technical Fouls: NONE																		

Dead Ball Rebounds: 4.0

LSU - 106

Record: 19-4 (6-3)

NO.	Name	Min	FG		3P		FT	Rebounds		Fouls	TP	AS	TO	ST	Blocks		+/-	
			M	A	M	A		OR	DR						PF	FF		BS
10	Angel Reese	F 31:43	4-6	0-0	6-8	2	8	10	2	5	14	6	1	1	1	1	34	
24	Aneeshah Morrow	F 27:52	7-15	2-2	2-4	7	13	20	3	4	18	3	1	1	2	0	30	
4	Flaujae Johnson	G 19:29	4-14	2-5	0-2	0	3	3	2	10	2	2	1	1	0	0	20	
11	Hailey Van Lith	G 27:48	6-11	0-2	9-10	2	5	7	3	8	21	1	3	2	0	0	33	
12	Mikayah Williams	G 30:32	9-12	3-5	0-0	1	1	2	2	21	4	3	1	0	0	0	40	
13	Last-Tear Poa	26:33	3-7	0-1	3-4	0	1	1	2	3	9	4	4	1	0	0	32	
23	Aalyah Del Rosario	14:06	3-6	0-0	5-6	4	5	9	2	4	11	0	1	0	3	1	17	
20	Janae Kent	10:58	1-1	0-0	0-0	2	1	3	2	0	2	0	0	0	0	0	-1	
1	Angelica Velez	04:30	0-2	0-0	0-0	0	1	1	0	0	0	0	2	0	0	0	-4	
2	Amani Bartlett	04:40	0-1	0-0	0-0	0	2	2	0	0	0	0	0	0	0	0	0	
14	Izzy Besselman	01:50	0-0	0-0	0-0	0	1	1	0	0	0	0	0	0	0	0	-3	
Team																		
Totals			37-75		15-25		18		41		59		20		26		106	
Technical Fouls: NONE																		

Dead Ball Rebounds: 6.0

		FLA	LSU
Biggest lead	4 (1 st 6:42)	45 (4 th 5:51)	
Best Scoring Run	6 (1 st 6:42)	14 (1 st 3:22)	
Lead Changes	2		
Times Tied	1		
Time with Lead	02:05	37:00	



Official Basketball Box Score - Final
LSU at Mississippi St.
01/29/24 Humphrey Coliseum, Starkville
2023-24 Women's Basketball

Game Time: 6:02 PM
Game Duration: 2:00
Attendance: 9,121

Officials: Angelica Sufren, Talisa Green, Fatou Cissoko-Stephens

LSU - 73

Record: 18-4 (5-3)

NO.	Name	Min	FG	3P	FT	Rebounds		Fouls	TP	AS	TO	ST	Blocks		+/-	Shooting By Period		
						OR	DR						BS	BA		1st FG	2nd FG	
10	Angel Reese	F 36:49	7-17	0-0	6-8	10	8	18	4	7	20	2	3	5	0	4	40.0	
24	Aneeshah Morrow	F 39:06	6-18	1-3	1-1	1	5	6	2	3	14	1	2	6	0	0	66.7%	
4	Flaujae Johnson	G 37:06	8-11	1-3	1-1	2	2	4	1	4	18	3	4	3	1	0	-3	
11	Hailey Van Lith	G 30:58	1-6	0-4	2-2	0	1	1	0	2	4	2	3	2	0	0	-5	
12	Mikayah Williams	G 35:15	5-8	1-4	0-0	3	1	4	4	1	11	3	5	0	1	0	6	
20	Janae Kent	04:32	0-0	0-0	0-0	0	0	0	0	0	0	0	0	0	0	0	-9	
13	Last-Tear Poa	12:10	1-2	0-0	0-0	0	0	0	0	0	2	1	4	1	0	0	-1	
23	Aalyah Del Rosario	04:05	1-3	0-0	2-3	1	0	1	2	0	4	0	0	0	0	1	0	
Team																		
Totals			29:55	3-14	12-15	18	17	35	18	4	73	12	21	17	2	5	-4	
Technical Fouls: NONE																		
FT%: 1-2 50.0%																		
3PT%: 1-6 16.7%																		
FG%: 1-12 8.3%																		



Official Basketball Box Score - Final
Alabama at LSU
02/11/24 Maravich Assembly Center, Baton Rouge
2023-24 Women's Basketball

Game Time: 3:00 PM
Game Duration: 2:05
Attendance: 12,228

Officials: Brian Hall, Billy Smith, Nykesha Thompson

Alabama - 66

Record: 19-7 (5-5)

NO.	Name	Min	FG		3P		FT		Rebounds		Fouls		TP	AS	TO	ST	Blocks		BS	+/-
			M	A	M	A	M	A	OR	DR	TOT	PF					FD	FD		
Shooting By Period																				
1st FG 8-18 44.4%																				
21	Essence Cody	F 14:06	0-3	0-2	0-0	1	3	4	5	0	0	0	2	0	0	0	1	0	-13	
FTs 6-12 50.0%																				
0	Loyal McQueen	G 28:39	4-9	3-6	3-4	0	1	1	0	3	14	3	1	1	0	0	0	0	-16	
2nd FG 8-18 33.3%																				
3	Sarah Ashlee Barker	G 33:41	3-10	3-8	2-4	2	5	7	4	5	11	2	7	0	1	0	0	-25		
3PTs 27 28.6%																				
23	Jessica Timmons	G 31:15	4-17	2-8	3-5	0	3	3	2	3	13	6	2	1	0	3	-16			
3PTs 47 57.1%																				
32	Aaliyah Nye	G 29:21	7-11	5-8	0-0	0	1	1	4	1	19	2	1	2	0	0	-21			
4th FG 8-18 44.4%																				
13	Ja'Anna Cunningham	11:36	3-4	0-0	0-0	3	0	3	4	1	6	0	0	0	0	0	0	4		
3PTs 27 28.6%																				
22	Karly Weathers	26:55	1-6	1-4	0-0	0	4	4	1	0	3	2	2	1	1	4				
3PTs 34 75.0%																				
51	Del'Janae Williams	08:04	0-1	0-1	0-0	0	1	1	0	0	1	0	1	0	0	0	-5			
3PTs 6-17 35.3%																				
1	Naomi Jones	12:21	0-1	0-0	0-2	1	3	4	2	2	0	0	1	0	2	1	-6			
3PTs 41 36.4%																				
42	Meg Newman	01:57	0-0	0-0	0-0	0	0	0	0	0	0	0	0	0	0	0	0	0	-4	
3PTs 41 36.4%																				
5	Reychel Douglas	02:05	0-1	0-0	0-0	2	0	2	0	2	0	1	0	0	1	1	3			
3PTs 22 37.7%																				
GM FG 22-63 34.9%																				
3PTs 14-37 37.8%																				
Totals 22-63 14-37 8-17 12 22 34 17 17 7 6 6 -19																				

Dead Ball Rebounds: 4.0

LSU - 85

Record: 21-4 (8-3)

NO.	Name	Min	FG		3P		FT		Rebounds		Fouls		TP	AS		TO	ST		Blocks		+/-	
			M	A	M	A	M	A	OR	DR	TOT	PF		FD	FD		BS	BA				
10	Angel Reese	F 34:03	11	20	0	0	5	9	8	11	19	5	27	6	4	2	1	2	1	29		
24	Aneesah Morrow	F 29:07	3	11	0	2	3	3	1	7	8	4	9	3	0	5	1	2	2	25		
4	Flau'jae Johnson	G 33:05	5	14	1	4	5	5	0	1	1	3	4	16	0	1	2	1	1	22		
11	Hailey Van Lith	G 20:27	2	6	0	1	2	2	0	0	0	1	1	6	1	2	0	0	0	-10		
12	Mikaylah Williams	G 35:27	5	10	1	5	3	4	4	5	9	3	5	14	3	0	0	0	0	28		
13	Last-Tear Poa	30:05	3	5	0	1	5	6	2	4	6	3	5	11	4	3	2	1	0	31		
23	Aalyah Del Rosario	09:08	1	3	0	0	0	0	2	0	2	0	0	2	0	0	1	0	0	-12		
20	Janae Kent	03:04	0	2	0	1	0	0	0	0	0	2	0	0	0	1	0	0	0	-7		
1	Angelica Velez	02:24	0	0	0	0	0	0	0	0	0	0	0	0	0	1	0	1	0	-5		
2	Amani Bartlett	01:26	0	0	0	0	0	0	0	1	1	0	0	0	0	1	0	0	0	-3		
14	Izzy Besselman	01:35	0	0	0	0	0	0	0	0	0	0	0	0	0	0	0	0	0	-3		
Team			4 8 0 0																			
Totals			30-71		2-14		23-29		21		33		54		17		23			6 6 19		

Shooting By Period																
1st FG	5-18	27.8%	2nd FG	5-15	33.3%	3rd FG	5-11	45.5%	4th FG	5-11	45.5%					
FTs	0-5	0.0%	FTs	0-4	0.0%	FTs	0-4	0.0%	FTs	0-4	0.0%					
2nd 3PTs	1-4	25.0%	3rd 3PTs	1-4	25.0%	4th 3PTs	1-4	25.0%	5th 3PTs	1-4	25.0%					
1st 3PTs	0-1	0.0%	2nd 3PTs	0-1	0.0%	3rd 3PTs	0-1	0.0%	4th 3PTs	0-1	0.0%					
FTs	7-10	70.0%	FTs	7-10	70.0%	FTs	7-10	70.0%	FTs	7-10	70.0%					
2nd FTs	10-21	47.6%	3rd FTs	10-21	47.6%	4th FTs	10-21	47.6%	5th FTs	10-21	47.6%					
FTs	9-10	90.0%	FTs	9-10	90.0%	FTs	9-10	90.0%	FTs	9-10	90.0%					
4th FG												10-18	55.6%	5th FG	10-18	55.6%
3PTs												14	26.9%	4th 3PTs	14	26.9%
GM FG												30-71	42.3%	5th GM FG	30-71	42.3%
3PTs												2-14	14.3%	5th 3PTs	2-14	14.3%

Dead Ball Rebounds: 4.1

		ALA	LSU			ALA	LSU	Period by Period Scoring				
Biggest lead	11 (2 nd 4:14)	25 (4 th 3:05)		Points from Turnovers	8	27		1st	2nd	3rd	4th	TOT
Best Scoring Run	6 (1 st 7:04)	15 (4 th 8:56)		Paint	8	50						
Lead Changes	5	5		Second Chance	10	19	ALA	23	18	9	16	66
Times Tied	1			Fast Breaks	13	18	LSU	14	17	30	24	85
Time with Lead	23:20	16:13		Bench	9	13						



Official Basketball Box Score - Final
Auburn at LSU
02/22/24 Maravich Assembly Center, Baton Rouge
2023-24 Women's Basketball

Game Time: 8:00 PM
Game Duration: 2:18
Attendance: 11,403

Officials: Roy Gubeyan, Felicia Ginter, Cameron Inyoke

Auburn - 66

Record: 16-10 (5-8)

Shooting by Period																			
NO.	Name	Min	FG		3P		FT		Rebounds		Fouls		TP	AS	TO	ST	Blocks		+/-
			M-A	P-A	M-A	P-A	OR	DR	TOT	PF	FD	FD					BS	BA	
14	Taylor Collins	F 29:30	2-6	0-0	1-2	2	0	2	4	1	5	0	2	3	0	1	2	-7	1st FG% 7-10 70.0%
30	Savannah Scott	G 18:18	1-2	0-0	0-0	0	0	0	3	2	2	0	1	1	3	1	9	3PT% 3-4 75.0%	
2	Jam'ya Mingo-Young	G 30:52	5-13	1-3	5-5	2	4	6	3	3	16	2	2	0	0	1	-7	2nd FG% 4-17 23.5%	
4	Kaitlyn Duhon	G 21:17	2-3	0-1	0-2	0	0	0	3	3	4	1	0	1	0	0	5	3PT% 2-4 50.0%	
23	Honesty Scott-Grayson	G 32:37	10-23	5-8	3-5	0	4	4	3	5	28	0	3	3	1	2	3	3PT% 3-3 100%	
12	Mar'shaun Bastic	13:41	0-3	0-1	0-0	0	1	1	0	1	0	1	0	3	0	0	-12	3rd FG% 6-16 37.5%	
0	Yakiya Milton	10:24	0-1	0-0	0-0	0	3	3	4	0	0	0	0	0	0	0	-6		FT% 6-8 75.0%
1	Celia Sumbane	20:16	0-0	0-0	2-2	2	1	3	2	2	0	0	1	1	0	0	-2	4th FG% 7-21 33.3%	
3	McKenzie Eddings	04:09	0-2	0-1	0-0	0	0	0	1	0	0	1	1	1	0	0	5		3PT% 1-4 25.0%
5	Sydney Shaw	16:56	4-11	1-2	0-0	1	2	3	2	1	9	0	0	0	0	1	-6	3PT% 1-5 20.0%	
32	Timiya Thurman	02:00	0-0	0-0	0-0	0	0	0	0	0	0	0	0	0	0	0	-7	GM FG% 3-17 17.6%	
Team																			3PT% 7-26 45.8%
Totals			24-64		7-16		11-16		11		17		28		25		18		

Dead Ball Rebounds: 3.0

LSU - 71

Record: 23-4 (10-3)

NO.	Name	Min	FG		3P		FT		Rebounds		Fouls		TP	AS	TO	ST	Blocks		+/-	
			M/A	P/A	M/A	P/A	OR	DR	TOT	PF	FD	BS					BA			
10	Angel Reese	F 39:34	8-13	0-0	9-11	7	13	20	4	12	25	2	3	0	1	2	3			
24	Aneesah Morrow	F 36:02	1-6	0-0	3-4	1	4	5	3	5	5	2	6	0	3	1	-3	1st FG	8-15 53.3%	
4	Flau'jae Johnson	G 32:19	5-8	1-2	0-0	1	5	6	4	0	11	2	3	2	1	1	9	3PT%	13 33.3%	
11	Hailey Van Lith	G 33:24	2-8	1-2	2-2	0	3	3	4	2	7	4	3	0	0	0	12	2nd FG	8-15 53.3%	
12	Mikaylah Williams	G 28:00	2-6	0-1	0-0	0	1	1	1	1	4	2	4	1	1	0	-8	3PT%	1-1 100.0%	
13	Last-Tear Poa	25:18	3-7	0-0	7-8	0	3	3	2	4	13	1	4	3	0	1	2	FT%	4-6 66.7%	
23	Aalyah Del Rosario	04:24	2-2	0-0	2-2	1	1	2	0	1	6	0	0	0	1	0	10	3rd FG	4-9 44.4%	
Team																			4th FG	4-9 44.4%
																			GM FG%	23-50 46.0%
																			PFT%	7-8 87.5%
																			GM FG%	23-50 46.0%
																			PFT%	25 40.0%
Totals			23-50		2-5		23-27		11		31		42		18		25		Technical Fouls: NONE	

Dead Ball Rebounds: 3.0

		AUB	LSU									
Biggest lead	4 (1 st 8:20)	12 (3 rd 7:52)		Points from Turnovers	AUB	LSU	Period by Period Scoring					
Best Scoring Run	10 (3 rd 4:13)	12 (2 nd 0:00)		Paint	16	40	1st	2nd	3rd	4th	TOT	
Lead Changes	6			Second Chance	6	12	AUB	17	13	19	17	66
Times Tied	8			Fast Breaks	14	16						
Time with Lead	07:02	27:13		Bench	11	19	LSU	19	21	18	13	71



Official Basketball Box Score - Final
LSU at Texas A&M
02/19/24 Reed Arena, Bryan, College Station
2023-24 Women's Basketball

Game Time: 6:00 PM
Game Duration: 2:10
Attendance: 6,509



Official Basketball Box Score - Final
LSU at Georgia
02/28/24 Stegeman Coliseum, Athens
2023-24 Women's Basketball

Game Time: 9:00 PM
Game Duration: 1:51
Attendance: 7,406

Officials: Talisa Green, William Smith, Jeffrey Smith

LSU - 80

Record: 25-4 (12-3)

NO.	Name	Min	FG		3P		Rebounds		Fouls		TP	AS	TO	ST	Blocks		+/-	
			M/A	FT	M/A	FT	OR	DR	TOT	FF					FD	FB		BS
10	Angel Reese	F 33:55	8-15	0-0	1-1	3	12	15	0	3	17	2	1	0	1	0	27	
24	Aneesah Morrow	F 34:37	8-14	0-1	0-0	5	5	10	3	2	16	5	2	4	2	0	30	
4	Flaujae Johnson	G 34:08	7-16	0-3	0-0	3	2	5	0	1	14	3	0	1	0	0	23	
11	Hailey Van Lith	G 32:23	5-12	4-7	4-4	0	0	0	2	1	18	4	1	1	0	0	31	
12	Mikaylah Williams	G 33:47	3-12	1-5	4-6	3	4	7	0	3	11	1	2	0	0	0	22	
13	Last-Tear Poa	13:19	1-2	0-1	1-2	0	1	1	0	1	3	1	2	0	0	0	2	
23	Aaliyah Del Rosario	08:46	0-0	0-0	1-2	0	1	1	2	1	1	1	1	0	0	0	5	
1	Angelica Velez	02:42	0-0	0-0	0-0	0	0	0	0	0	0	0	0	0	0	0	0	
2	Amani Bartlett	02:42	0-0	0-0	0-0	0	0	0	0	0	0	0	0	0	0	0	0	
20	Janae Kent	02:42	0-0	0-0	0-0	0	1	1	0	0	0	0	0	0	0	0	0	
14	Izzy Besselman	00:59	0-0	0-0	0-0	0	0	0	0	0	0	0	0	0	0	0	0	
Team																		
Totals			32-71	5-17	11-15	17	26	43	8	12	80	17	9	6	3	0	26	
Technical Fouls: NONE																		
Dead Ball Rebounds: 2, 0																		

Georgia - 54

Record: 12-16 (3-12)

NO.	Name	Min	FG		3P		FT		Rebounds		Fouls		TP	AS	TO	ST	Blocks		+/-
			M-A	M-A	M-A	M-A	OR	DR	TOT	FF	FD	FB					BS	BA	
20	Jordan Cole	F 25:05	1-4	0-0	0-0	2	3	5	2	1	2	1	2	1	0	0	0	0	1 st FO: 6-13 46.2%
35	Javyn Nicholson	F 33:44	7-13	0-0	3-4	0	5	5	1	2	17	0	3	0	0	0	0	0	3 rd FO: 8-16 50.0%
10	De'Mauri Flournoy	G 28:38	3-11	3-10	0-0	0	2	2	1	0	9	3	1	2	0	0	0	0	FT%: 0.0
11	Asia Avinger	G 31:57	4-12	2-3	0-0	0	4	4	0	2	10	5	4	1	0	2	0	31	2 nd FO: 4-14 28.6%
12	Taniyah Thompson	G 18:26	3-8	0-0	1-2	3	3	6	1	1	7	0	2	0	0	0	0	22	3 rd FO: 8-16 50.0%
30	Amiya Evans	14:06	0-0	0-0	0-0	0	1	1	4	0	0	0	0	0	0	0	0	0	FT%: 0.0
2	Savannah Henderson	17:15	1-3	1-3	0-0	1	2	3	1	0	3	0	0	0	0	0	0	0	3 rd FO: 8-16 50.0%
21	Fatima Diakhate	07:05	1-4	0-0	2-2	2	0	2	0	2	4	0	0	0	0	0	0	0	FT%: 3.4 75.0%
1	Chloe Chapman	22:00	1-3	0-2	0-0	0	3	3	2	0	2	2	2	0	0	0	0	0	4 th FO: 3-15 20.0%
13	Stefanie Ingram	01:44	0-0	0-0	0-0	0	0	0	0	0	0	1	0	0	0	0	0	0	3 rd FO: 7-17 40.6%
Team																			GM FO: 21-58 38.2%
																			3 rd FO: 6-18 33.3%
Totals			21-58	6-18	6-8	11	24	35	13	8	54	12	16	4	0	3	26		
Technical Fouls: Coach 3 rd 6:38																			
Dead Ball Rebounds: 2, 0																			

		LSU	UGA
Biggest lead	32 (3 rd 6:38)	1 (1 st 8:54)	
Best Scoring Run	11 (3 rd 7:26)	16 (4 th 9:46)	
Lead Changes	2		
Times Tied	0		
Time with Lead	38:37	01:01	
		Points from	LSU [UGA]
		Turnovers	20 11
		Paint	38 5
		Second Chance	23 5
		Fast Breaks	6 15
		Bench	4 9
		Period by Period Scoring	
		1st 2nd 3rd 4th TOT	LSU 24 21 15 20 80
			UGA 15 8 22 9 54



Official Basketball Box Score - Final
Kentucky at LSU
03/03/24 Moranch Assembly Center, Baton Rouge
2023-24 Women's Basketball

Game Time: 1:00 PM
Game Duration: 1:51
Attendance: 13,044

Officials: Brian Hall, Denise Brooks, Michael McConnell

Kentucky - 56

Record: 11-19 (4-12)

Shooting By Period																		
NO.	Name	Min	FG		3P		FT		Rebounds		Fouls		TP	Blocks		+/-		
			M	A	M	A	M	A	OR	DR	TOT	FF		FD	FB		BS	BA
13	Ajae Polity	F 34:45	6-15	0-0	1-7	5	10	15	3	6	13	1	4	1	3	4	-15	
5	Cassidy Rowe	G 07:32	0-3	0-2	0-0	0	2	2	2	1	0	1	0	0	0	0	-1	
20	Amiya Jenkins	G 29:18	6-12	1-2	1-2	1	1	2	1	2	14	0	5	1	0	1	-27	
22	Maddie Scherr	G 26:59	2-6	1-3	2-2	0	3	3	0	1	7	1	4	2	1	0	-15	
34	Emma King	G 10:52	0-2	0-0	0-0	0	0	0	0	2	0	0	0	1	1	0	-10	
0	Brooklyn Miles	32:28	0-3	0-1	1-2	2	1	3	3	2	1	7	5	2	1	1	-20	
4	Eniya Russell	20:38	3-10	0-0	1-1	0	3	3	3	1	7	1	1	1	1	1	-4	
44	Janae Walker	05:15	0-0	0-0	0-0	0	0	0	0	0	0	0	0	1	0	0	-6	
2	Sariah Tyler	32:13	5-11	4-7	0-0	1	2	3	1	0	14	1	1	1	0	1	-7	
Team																		
Totals			22-62	6-15	6-14	13	24	37	15	13	56	12	23	9	6	8	21	
Technical Fouls: NONE																		
Dead Ball Rebounds: 6, 0																		
GM FG%			22-62 35.5%															
FT%			6-15 40.0%															

LSU - 77

Record: 26-4 (13-3)

NO.	Name	Min	FG		3P		FT		Rebounds		Fouls		TP	AS	TO	ST	Blocks		+/-	
			M	A	M	A	M	A	OR	DR	TOT	FF					FD	FB		BS
10	Angel Reese	F 31:13	10-18	0-1	2-2	5	9	14	2	2	22	1	6	3	5	2	24			
24	Aneesah Morrow	F 32:46	6-14	0-0	3-4	2	8	10	2	3	15	4	0	2	2	0	27			
4	Flaujae Johnson	G 37:50	8-12	0-3	5-5	1	6	7	3	3	21	4	3	4	1	0	24			
11	Hailey Van Lith	G 34:57	5-13	1-7	4-4	0	1	1	4	15	1	2	2	0	1	24				
13	Last-Tear Poa	G 30:19	1-3	0-0	0-0	0	0	0	2	2	6	2	1	0	1	18				
23	Aaliyah Del Rosario	11:38	0-3	0-0	0-2	1	3	4	3	1	0	0	0	0	0	1	-1			
20	Janae Kent	14:47	1-5	0-1	0-0	3	0	3	0	0	2	0	2	0	0	1	-2			
1	Angelica Velez	02:10	0-1	0-0	0-0	0	0	0	0	0	0	0	0	0	0	0	-3			
2	Amani Bartlett	02:10	0-0	0-0	0-0	0	0	0	0	0	0	0	0	0	2	0	-3			
14	Izzy Besselman	02:10	0-0	0-0	0-0	0	0	0	0	0	0	0	0	0	0	0	-3			
Team																				
Totals			31-69	1-12	14-17	14	29	43	13	15	77	16	15	14	8	6	21			
Technical Fouls: NONE																				
Dead Ball Rebounds: 3, 0																				

		UK	LSU
Biggest lead	0 (1 st 10:00)	24 (4 th 2:12)	
Best Scoring Run	7 (2 nd 0:38)	13 (4 th 2:12)	
Lead Changes	0		
Times Tied	0		
Time with Lead	00:00	39:50	
		Points from	UK [LSU]
		Turnovers	12 26
		Paint	24 50
		Second Chance	3 5
		Fast Breaks	10 22
		Bench	22 2
		Period by Period Scoring	
		1st 2nd 3rd 4th TOT	UK 9 18 18 11 56
			LSU 20 13 27 17 77



TV/Radio Roster



**Angelica
Velez**

G | 5-7 | FR
Bronx, N.Y.

Ann-jel-uh-kuh
vuh-lez



**Amani
Bartlett**

F | 6-3 | JR
Cleveland, Texas

Uh-mahn-ee



**Flau'Jae
Johnson**

G | 5-10 | SO
Savannah, Ga.

flah-jhay



**Sa'Myah
Smith**

F | 6-2 | SO
DeSoto, Texas

suh-my-ah



**Angel
Reese**

F | 6-3 | JR
Baltimore, Md.



**Hailey
Van Lith**

G | 5-9 | GR
Wenatchee, Wa.



**Mikayla
Williams**

G | 6-0 | FR
Bossier City, La.

muh-kay-luh



**Last-Tear
Poa**

G | 5-11 | JR
Melbourne, Aus.



**Izzy
Besselman**

G | 5-10 | SO
Baton Rouge, La.



**Janae
Kent**

G | 6-1 | FR
Oak Forest, Ill.

juh-nay



**Aalyah
Del Rosario**

C | 6-6 | FR
Santo Domingo, D.R.

uh-lee-uh
del roh-sar-ee-oh



**Aneesah
Morrow**

F | 6-1 | JR
Chicago, Ill.

ah-nee-sah
more-oh



**Kim
Mulkey**

Tangipahoa Parish,
La.

tan-chuh-pa-ho-ah