

# 13

## at NCAA Fayetteville Regional (Second Round)

April 4, 2024 • 7 p.m. CT • Fayetteville, Arkansas (Bud Walton Arena)

Live Stats: [lsusports.net](https://lsusports.net) • TV: ESPN+

### #2 LSU

DATE OPPONENT RESULT LSU/OPP.SCORE

<b>JANUARY</b>			
5	#14 Ohio State	W	196.975-196.775
13	at Sprout's Collegiate Quad 2nd (4)		197.150
19	#6 Kentucky*	W	198.125-197.650
26	at Missouri*	L	197.325-197.225

#### FEBRUARY

2	Arkansas*	W	198.475-196.200
9	at Georgia*	W	197.625-197.075
16	Auburn*	W	198.300-197.100
23	at Florida*	L	198.150-197.950

#### MARCH

1	Alabama*	W	198.325-197.325
8	at Podium Challenge	1st (4)	198.425
15	North Carolina	W	198.250-196.075
23	SEC Championship (New Orleans, La.)	1st (8)	198.075

#### APRIL

4	NCAA Regional Second Round	TBA	
6	NCAA Regional Final	TBA	
18	NCAA Semifinals	TBA	
20	NCAA Finals	TBA	

### On Air

#### TV: ESPN+

Alex Perlman, Play-by-play  
Anastasia Webb, Analyst

### Who To Contact

#### SID/Gymnastics Contact

Alyssa Leal  
Email: [aleal3@lsu.edu](mailto:aleal3@lsu.edu)  
Cell: 504-373-7428

### Connect to LSU Gymnastics

#### Official Athletics Website

[lsusports.net/gymnastics](https://lsusports.net/gymnastics)

#### Instagram

@LSUgym

#### Twitter

@LSUgym

#### Facebook

@LSUgym

#### TikTok

@lsugym

### The Breakdown

#### LSU

Overall Team NQS (National Ranking)	198.215 (2)
Team Vault NQS (National Ranking)	49.510 (2)
Team Bars NQS (National Ranking)	49.570 (2)
Team Beam NQS (National Ranking)	49.530 (3)
Team Floor NQS (National Ranking)	49.725 (1)
Overall Team High	198.475
Team Vault High	49.675
Team Bars High	49.650
Team Beam High	49.725
Team Floor High	49.775

#### Oregon St.

Overall Team NQS (National Ranking)	197.085 (18)
Team Vault NQS (National Ranking)	49.240 (17)
Team Bars NQS (National Ranking)	49.485 (7)
Team Beam NQS (National Ranking)	49.235 (25)
Team Floor NQS (National Ranking)	49.415 (20)
Overall Team High	198.075
Team Vault High	49.350
Team Bars High	49.625
Team Beam High	49.500
Team Floor High	49.550

#### Minnesota

Overall Team NQS (National Ranking)	197.310 (15)
Team Vault NQS (National Ranking)	49.235 (19)
Team Bars NQS (National Ranking)	49.285 (21)
Team Beam NQS (National Ranking)	49.435 (8)
Team Floor NQS (National Ranking)	49.560 (11)
Overall Team High	197.725
Team Vault High	49.325
Team Bars High	49.375
Team Beam High	49.625
Team Floor High	49.675

#### Boise St/BYU

Overall Team NQS (National Ranking)	196.715/196.665
Team Vault NQS (National Ranking)	49.005/49.150
Team Bars NQS (National Ranking)	49.210/49.255
Team Beam NQS (National Ranking)	49.300/49.205
Team Floor NQS (National Ranking)	49.320/49.295
Overall Team High	197.025/197.050
Team Vault High	49.225/49.225
Team Bars High	49.400/49.425
Team Beam High	49.500/49.425
Team Floor High	49.525/49.475

### Storylines

• The Tigers head into the NCAA postseason as the freshly crowned SEC Champions for the first time since 2019, marking the programs fifth title.

LSU earned the No. 2 overall seed and are the top seed in the Fayetteville Regional with their NQS of 198.215.

• The Tigers are the No. 2 team in the country and have ranked in the top-5 nationally during all 12 weeks of regular season competition.

• LSU also remained ranked in the top-5 on every event for the six consecutive weeks, placing second on vault, third on bars, third on beam and first on floor nationally.

• The Tigers top floor ranking marked the squads sixth consecutive week at No. 1 as they own the highest NQS (49.725) in school and NCAA history on the event.

• This year's NCAA Regional berth for the Tigers marks their 41st overall appearance in the

postseason and 39th straight berth for the program.

• LSU owns 31 NCAA Championships appearances and 14 NCAA Regional championships.

• LSU (2), Kentucky (7), Arkansas (10) and Minnesota (15) are the four seeded teams featured in the Fayetteville Regional along with Arizona, Nebraska, Oregon State, Boise State and BYU.

### Quote from head coach Jay Clark

"There's no such thing as an easy regional. We'll see some familiar SEC faces and we know that it'll be a great environment, but regardless of where we go, we have a job to do. It's just about us staying on our same message, and that's focusing on the five minutes in front of our face and not getting too ahead of ourselves. We just have to go out there and be normal. If we can do that, then we're pretty confident in the results."

### The Matchup

#### Gymnastics Begins NCAA Postseason In Fayetteville Regional

The No. 2 nationally ranked LSU Gymnastics team (12-3, 5-2 SEC) begins the NCAA postseason as the No. 2 overall seed and is the top seed in the Fayetteville Regional. The Tigers open competition in the second round of the Fayetteville Regional on Thursday, April 4 at 7 p.m. CT in Bud Walton Arena. LSU will compete in the second session on Thursday against Minnesota, Oregon State and the winner of the first round competition between Boise State and BYU. The squad will start the meet on vault and will rotate to bars and beam before finishing on floor. The second round competition will be streamed on ESPN+ with Alex Perlman and Anastasia Webb on the call.



# JAY CLARK

**HEAD COACH • 4th Season**

Jay Clark owns over 30 years of experience in college gymnastics and is one of the best recruiters in the sport, is in his fourth season as the head coach of the LSU gymnastics program.

Clark was tabbed as the third head coach in program history in August 2021 following the retirement of D-D Breaux. Clark is in his tenth season overall at LSU following his hiring as the Tigers' associate head coach in 2012.

Last year, he led the Tigers to their first Final Four appearance under his tenure as he continues to grow the LSU Gymnastics program.

Clark is regarded as one of the best recruiters in the sport and the top bars coach in collegiate gymnastics history. The Tigers' associate head coach for eight seasons and co-head coach for one, Clark's leadership and expertise has helped bring unprecedented success on the recruiting trail and in the gym.

During the time since Clark's arrival, LSU has earned the best performances in school history as the NCAA Runner-Up in 2016, 2017 and 2019, appearances in the NCAA Championship Finals in six of seven seasons, numerous school records, produced seven NCAA individual national champions, and five SEC meet and regular season championships.

His work with the Fighting Tigers of LSU has not gone unnoticed. Clark has been named the Central Region Co-Assistant Coach of the Year along with former LSU assistant Bob Moore five times.

Clark also earned the 2014 and 2017 National Co-Assistant Coach of the Year award with Moore. It marked the third time in his distinguished coaching career he has garnered the nation's top award. He was inducted into the USA Gymnastics Region 8 Hall of Fame in 2018. Because of his recruiting success, ESPNU and ESPN the Magazine selected Clark as the ninth-best recruiter in all of collegiate athletics in 2011.

In the gym, Clark is viewed as the top bars coach in collegiate gymnastics history. Clark has coached the Tigers to 33 All-America honors on bars, four of the five highest bars team scores in school history and the top two bars title winners in LSU history. In his illustrious career, Clark has coached nine NCAA bars champions and two during his time in Baton Rouge.

Clark tutored Sarah Finnegan, who ended her career in April 2019 as one of the greatest gymnasts in LSU history. Finnegan became the first NCAA bars champion in school history in 2017 and earned the title once again in 2019. Finnegan and Lexie Priessman won SEC bars champions in 2019 and 2017 respectively, scored perfect scores in 2019 and led the squad that finished fourth in the nation.

The 2018 season on bars under Clark marked the best lineup in LSU history and one of the best in the history of the NCAA. The group posted a school record score of 49.725 and once again went on to break the record against Arizona with a 49.750 for the second-highest in all of NCAA Gymnastics since 1988.

The lineup, anchored by Finnegan, led the nation on bars for the first time in school history. Finnegan became the first gymnast in school history to finish the season ranked No. 1 on the event and joined Sharene Mamby (2001) and Syreeta Barnett (1997) as the only gymnasts at LSU to score a perfect 10.0 on the event.

In 2017, Clark coached Finnegan to the first NCAA Uneven Bars Championship in school history. Clark set the record for the most individual national champions on the event in NCAA gymnastics history.

Clark's bars squad finished ranked third in the nation for a fourth-consecutive Top-5 finish in 2017. The team's average score of 49.367 broke the previous record set in 2015. Finnegan and Priessman combined for three All-America honors. Priessman also took home the program's first SEC Uneven Bars

championship in more than 20 seasons at the league meet.

LSU earned another Top-5 national ranking on bars in 2016 with an average score of 49.252. Finnegan, Priessman and Myia Hambrick combined to tally four All-America honors during the historic season.

The Tigers posted a Top-5 national ranking on bars in 2015, and the team totaled the second-highest bars total in school history with a 49.600 against Iowa. The Tigers also accumulated the second-best season average on bars in school history with a 49.288 average.

As a team LSU produced four All-America honors on bars in 2015 with three gymnasts (Rheagan Courville, Randii Wyrick and Shae Zamardi) earning First-Team All-America honors at the NCAA Championships. It marked the first time in program history that three gymnasts secured First-Team All-America honors on bars in one season.

Under Clark's direction, LSU shattered the school record with a 49.330 average on bars and finished the 2014 season ranked No. 5 nationally in the event. In addition, the Tigers tallied three of the top-10 bars scores in school history, including a 49.600 that ranks as the second best, and LSU produced three All-America honors on bars.

Clark coached Courville to a First-Team All-America honor at the 2014 NCAA Championships, and Courville went on to finish fifth in the event at the NCAA Individual Finals.

LSU reached the Super Six in the 2013 season, and under Clark's guidance the Tigers finished the season with a 49.260 regional qualifying score on bars, the highest final RQS in that event since the 2009 season.

Clark coached Morrison and Wyrick to First-Team All-America honors on bars in his first season with the Tigers, and it marked the first season LSU produced at least two All-Americans on bars since 2010.

Before Clark joined LSU after he spent 20 seasons at the University of Georgia where he helped guide the Gym Dogs to seven NCAA National Titles and 14 Southeastern Conference Championships.

Clark primarily coached bars at Georgia, and he coached the Gym Dogs to 64 All-America honors and seven NCAA individual national titles on bars, including two-time champions Courtney Kupets and Kat Ding.

From 2009-12, Clark served as the head coach at Georgia, and during that time the Gym Dogs captured three NCAA individual national championships, won the 2012 NCAA Auburn Regional, and produced 23 All-America honors. In 2012, his Georgia team won the Bulldog Cup, which recognizes the UGA team that excels academically, supports their peers in athletics and consistently serves the community.

Prior to his stint as head coach, Clark was the recruiting coordinator at Georgia from 1999-2009 while serving as assistant coach from 1999-2004 and associate head coach from 2005-09 when Georgia won a NCAA record five-straight national titles.

Clark also coached at the club level for 13 years from 1992-2005 as the founder, owner and head coach of Classic City Gymnastics in Athens, Georgia. He coached several Classic City gymnasts to state, regional, national championships and to the Junior Olympic National Team, and eight gymnasts went on to compete collegiately at the NCAA Division I level.

A native of Roswell, Georgia, Clark earned his undergraduate degree in exercise science from Georgia.

Clark has two children – a son, Cole, and a daughter, Kinsey.

## COLLEGE COACHING

2021-present – Head Coach, LSU  
2019-20 – Co-Head Coach, LSU  
2012-2019 – Associate Head Coach, LSU  
2009-2012 – Head Coach, Georgia  
2005-2009 – Associate Head Coach/Recruiting Coordinator, Georgia  
1998-2004 – Assistant Coach/Recruiting Coordinator, Georgia  
1990-1996 – Assistant Coach, Georgia

## JAY CLARK'S HONORS

- Named the Ninth-Best Recruiter in College Athletics by ESPN The Magazine (2011)
- USA Gymnastics Region 8 Hall of Fame
- 2018 Region Co-Assistant Coach of the Year
- 2017 National Co-Assistant Coach of the Year
- 2017 National Region Co-Assistant Coach of the Year
- 2016 National Co-Assistant Coach of the Year
- 2016 Central Region Co-Assistant Coach of the Year
- 2015 Central Region Co-Assistant Coach of the Year
- 2014 National Co-Assistant Coach of the Year
- 2014 Central Region Co-Assistant Coach of the Year
- 2013 Central Region Co-Assistant Coach of the Year
- 2006 National Assistant Coach of the Year
- 2006 Southeast Region Assistant Coach of the Year
- 2001 USAG State of Georgia Coach of the Year

## YEAR-BY-YEAR RECORDS


YEAR	Overall	National Finish	Regional Finish	SEC Finish
2021	14-9	6th	2nd	2nd
2022	13-9	18th	3rd	5th
2023	19-11-2	4th	T2nd	3rd
2024	12-3	--	--	1ST

**LSU RECORD: 65-32-2**

**CAREER RECORD: 114-60-4**

# 2024 LSU Gymnastics - Week 13 at NCAA Fayetteville Regional


## 2024 TV Roster



**ELENA ARENAS**  
AA • 5-1 • Sr. • 3L  
Athens, Ga.



**SIERRA BALLARD**  
BB/FX • 5-2 • Sr. • 3L  
Mandeville, La.




**ANNIE BEARD**  
AA • 5-5 • So. • 1L  
Alexandria, La.



**CHASE BROCK**  
VT/UB/FX • 5-5 • Sr. • 3L  
Atlanta, Ga.



**HALEIGH BRYANT**  
AA • 5-5 • Sr. • 3L  
Cornelius, N.C.




**KYLIE COEN**  
AA • 5-6 • Fr.  
Bedford, Texas




**ASHLEY COWAN**  
AA • 5-2 • So. • 1L  
Hillsborough, NC



**AMARI DRAYTON**  
AA • 5-1 • Fr.  
Spring, Texas



**OLIVIA DUNNE**  
AA • 5-6 • Sr. • 3L  
Hillsdale, N.J.




**ALEAH FINNEGAN**  
AA • 5-4 • Jr. • 2L  
Lee's Summit, Mo.




**CAMMY HALL**  
VT/FX • 5-4 • 6yr Sr. • 1L  
Gainesville, Va.




**JILLIAN HOFFMAN**  
VT/BB/FX • 5-1 • 5yr Sr. • TR  
Murrieta, Calif.



**ALEXIS JEFFREY**  
AA • 5-6 • Jr. • 2L  
Warrensburg, Mo.




**KIYA JOHNSON**  
AA • 5-2 • 5yr Sr. • 4L  
Dallas, Texas



**KJ JOHNSON**  
AA • 5-0 • Jr. • 2L  
Dallas, Texas




**KONNOR MCCLAIN**  
AA • 5-2 • Fr.  
Las Vegas, Nev.



**LEAH MILLER**  
VT/BB/FX • 5-1 • Fr.  
Tucson, AZ



**KAI RIVERS**  
AA • 5-3 • 5yr Sr. • 4L  
Detroit, Mich.



**SAVANNAH SCHOENHERR**  
AA • 5-4 • 6yr Sr. • TR  
Athens, Ga.



**ALYONA SHCHENNIKOVA**  
AA • 5-5 • 5yr Sr. • 4L  
Evergreen, Colo.



**TORI TATUM**  
AA • 5-5 • Jr. • 2L  
Chanhassen, Minn.



**BRYCE WILSON**  
AA • 5-3 • So. • 1L  
Lake Charles, La.



# 2024 LSU Gymnastics - Week 13 at NCAA Fayetteville Regional

## 2024 ROSTER

Name	Events	Ht.	Class	Hometown	Club
Elena Arenas	AA	5-1	Senior	Athens, Ga.	Georgia Elite Gymnastics
Sierra Ballard	VT/BB/FX	5-2	Senior (Gr.)	Mandeville, La.	North Shore Gymnastics
Annie Beard	AA	5-5	Sophomore	Alexandria, La.	Texas Dreams
Chase Brock	VT/UB/FX	5-4	Senior	Atlanta, Ga.	Gymnastix Training Center
Haleigh Bryant	AA	5-5	Senior	Cornelius, N.C.	Everest Gymnastics
Kylie Coen	AA	5-6	Freshman	Bedford, Texas	Empire Gymnastics Academy
Ashley Cowan	AA	5-3	Sophomore	Hillsborough, N.C.	Bull City Gymnastics
Amari Drayton	AA	5-1	Freshman	Spring, Texas	World Champions Centre
Olivia Dunne	AA	5-6	Senior	Hillsdale, N.J.	ENA Paramus
Aleah Finnegan	AA	5-4	Junior	Lee's Summit, Mo.	GAGE Gymnastics
Cammy Hall	VT/FX	5-3	Sixth-year senior (Gr.)	Gainesville, Va.	Capital Gymnastics
Jillian Hoffman	VT/BB/FX	5-1	Fifth-year senior (Gr.)	Murrieta, Calif.	SCEGA Gymnastics
Alexis Jeffrey	AA	5-5	Junior	Warrensburg, Mo.	GAGE Gymnastics
Kiya Johnson	AA	5-2	Fifth-year senior (Gr.)	Dallas, Texas	Texas Dreams Gymnastics
KJ Johnson	AA	5-0	Junior	Dallas, Texas	Texas Dreams Gymnastics
Konnor McClain	AA	5-2	Freshman	Las Vegas, Nev.	Gymcats Gymnastics
Leah Miller	VT/BB/FX	5-1	Freshman	Raleigh, N.C.	Arizona Dynamics Gymnastics
Kai Rivers	AA	5-3	Fifth-year senior (Gr.)	Detroit, Mich.	Twistars
Savannah Schoenherr	AA	5-5	Sixth-year senior (Gr.)	Athens, Ga.	Georgia Elite Gymnastics
Alyona Shchennikova	AA	5-5	Fifth-year senior (Gr.)	Evergreen, Colo.	5280 Gymnastics
Tori Tatum	AA	5-6	Junior	Chanhassen, Minn.	Twin City Twisters
Bryce Wilson	AA	5-3	Sophomore	Lake Charles, La.	Pearland Elite

## 2024 PRONUNCIATION GUIDE

Name	First	Last
Elena Arenas	Uh-len-uh	Uh-REEN-us
Sierra Ballard	See-air-uh	BAL-lerd
Annie Beard	An-knee	Beerd
Chase Brock	Chase	Brok
Haleigh Bryant	Hail-lee	BRY-unt
Kylie Coen	Ki -lee	Coe-in
Ashley Cowan	Ash-lee	Cow-in
Amari Drayton	Uh-mar-ee	DRAY-ton
Olivia Dunne	Oh-liv-ee-uh	Dun
Aleah Finnegan	Uh-lee-uh	FIN-uh-gen
Cammy Hall	Cam-ee	Hall
Jillian Hoffman	Jill-ee-in	Hoff-man
Alexis Jeffrey	Uh-lex-us	Jeff-ree
Kiya Johnson	Ki -ya	John-sun
KJ Johnson	Kay Jay	John-sun
Konnor McClain	Con-ner	MIC-clain
Leah Miller	Lee-uh	MILL-er
Kai Rivers	Ki	Riv-ers
Savannah Schoenherr	Suh-van-uh	Shane-hair
Alyona Shchennikova	Uh-lone-uh	SHEN-ih-koe-va
Tori Tatum	Tore-ee	TAY-tum
Bryce Wilson	Bryce	WILL-son

# 2024 LSU Gymnastics - Week 13 at NCAA Fayetteville Regional

## NOTEBOOK

### Last Time On The Floor

- The Tigers finished on top in the 2024 SEC Championships in New Orleans on March 23 to claim their fifth title in program history.
- LSU's score of 198.075 on the day matched the programs highest at the championships to place them in first overall across all eight teams in both sessions of the competition.
- LSU started hot on vault and finished the first rotation with a score of 49.475, put the Tigers in the first overall spot after one and even with Alabama. Bryant posted a 9.975 routine on vault to highlight the event and claim the individual title, her second on vault in her career.
- The Tigers finished the second rotation with a 49.450 on bars, the second highest on the event by the Tigers at the conference championships. The Tigers were even with Kentucky by a score of 98.925 at the halfway point in the Smoothie King Center. Alabama followed in third with a 98.775 and Florida in fourth with a 98.575.
- Sophomore Ashley Cowan earned her first career SEC title as she matched her career high 9.950 score and finished as the top performer on the event.
- The squad kept the momentum going in the third rotation on beam, tallying their second highest score in program history with their 49.475.
- Freshman Konnor McClain had a perfect beam routine and was the only gymnast to record a perfect 10 at the conference championships. It was her first individual SEC title.
- Heading into their final rotation, the Tigers trailed Kentucky by .025. Through three rotations the top scores were as follows: 148.425 Kentucky, 148.400 LSU, 148.200 Alabama, and 147.850 Florida.
- The LSU floor squad closed out the meet with a score of 49.675, the highest recorded by the program at SEC's, to take the lead and secure the win. Bryant finished the meet as the top all-around performer with her score of 39.800 on the night.
- The Tigers took home titles on every event and had five gymnasts combine for five individual SEC champions in Haleigh Bryant, Ashley Cowan, Konnor McClain, KJ Johnson and Kiya Johnson.
- Cowan, McClain and KJ Johnson earned their first SEC title in their careers while Kiya Johnson earned her second floor title.
- Bryant now owns two individual SEC titles on vault and earned her first in the all-around this year.

### LSU NCAA Postseason Notables

- LSU was selected as the No. 2 overall seed as the team looks to secure their spot at the 2024 NCAA Gymnastics Championships in Fort Worth Texas from April 18-20.
- The top 36 teams based on the national qualifying score (NQS) were selected for regional competition. The Tigers own an NQS of 198.215 heading into the NCAA postseason, their highest in program history.
- This year's NCAA Regional berth for the Tigers marks their 41st overall appearance in the postseason and 39th straight berth for the program. LSU owns 31 NCAA Championships appearances and 14 NCAA Regional championships.
- Regional competition is set to begin with first round competitions on Wednesday, April 3, and continue through national selections on Monday, April 8. The Fayetteville Regional is one of four regional competition sites held nationally, hosted by No. 10 Arkansas.
- The other regional hosts this year are Ann Arbor (Michigan), Berkeley (California), and Gainesville (Florida)
- No. 2 LSU will compete in the second session of the NCAA Second Round on Thursday, April 4 at 7 p.m. CT against Minnesota, Oregon State and the winner of the first round competition between Boise State and BYU. The Broncos and the Cougars will compete in a play-in dual meet on Wednesday, April 3, to determine who will take the fourth spot in the Thursday's evening session.
- No. 10 Arkansas will compete in the afternoon session on Thursday against No. 7 Kentucky, Arizona and Nebraska at 1 p.m. CT.
- The top two teams from both sessions of second round competition will advance to the regional final on Saturday, April 6. The top two finishers in Saturday's regional final will receive an automatic berth to the national championships.
- LSU will start on vault and rotate in Olympic order to bars and beam before finishing on floor on Thursday. If the team advances to the regional final on Saturday, April 6, they will start on beam.
- All sessions of regional competition will be streamed on ESPN Plus.
- Live results for the competition will be available via StatBroadcast and can be found on lsusports.net

### Second Round (Session Two) Rotation Order | 7 p.m. CT | ESPN+

	Vault	Bars	Beam	Floor
Rotation 1	LSU	Boise State/BYU	Oregon St.	Minnesota
Rotation 2	Minnesota	LSU	Boise State/BYU	Oregon St.
Rotation 3	Oregon St.	Minnesota	LSU	Boise State/BYU
Rotation 4	Boise State/BYU	Oregon St.	Minnesota	LSU

### Week 12 Road To Nationals Rankings

- The LSU Gymnastics (12-3, 5-2 SEC) is the No. 2 team in the country heading into the NCAA postseason. The Tigers have ranked in the top-five nationally for all 12 weeks of the regular season.
- The Tigers enter this weekend with a National Qualifying Score (NQS) of 198.215 and rank in the top-five on all four events for six consecutive weeks. The squad's five counting scores are 198.425, 198.325, 198.300, 198.075 and 197.950.
- LSU ranks second on vault (49.510), third on bars (49.570), third on beam (49.530) and first on floor (49.725). The Tigers own the highest score on vault in the country this year and second highest floor score.
- The squad's top floor ranking marked the Tigers sixth consecutive week at No. 1 as they own the highest NQS in school and NCAA history on the event.
- Haleigh Bryant continues to lead the Tigers as she ranks the top gymnast in the country for the 10th consecutive week with her NQS of 39.810. The senior owns the highest all-around score in the country (39.925), which is a program record, the second best score in SEC history and ties for fourth-best in NCAA history.
- Bryant owns an NQS of 9.900 or higher across the board and ranks individually on every event, marking her fourth week in the top-10 on every event and tenth week in the top-25. She currently ranks first on vault, fourth on bars, eighth on beam and seventh on floor.
- Kiya Johnson also placed amongst the top gymnasts in the country for the ninth consecutive week as she ranks No. 15 in the all-around with her NQS of 39.570. The fifth-year senior also improved to No. 5 in the floor rankings with her NQS of 9.970.
- Aleah Finnegan and KJ Johnson remained in the top-20 in the floor rankings. Finnegan marked her fifth straight week in the event rankings as she is ninth in the country with her NQS of 9.960 while Johnson ranks at No. 14 on the event with her NQS of 9.950.
- Freshman Konnor McClain improved her NQS to 9.975 on beam to place her at No. 3 on the event nationally. The ranking marked her fifth straight week in the top-10 on the event.

### Tiger Nation Reaches New Heights, Finishes First in Attendance

- LSU finished with the highest average attendance in the nation for the second time in program history in 2024. Tiger fans continue to show out every year as LSU has finished in the top four of average attendance nationally for seven consecutive years. The Tigers claimed the No. 1 spot in the country for the first time in 2022 to end Utah's streak and once again took the top spot in 2024.
- The Tigers finished the regular season with an average attendance of 12,590, marking the highest average in school history and the seventh-straight season with an average of 10,000 or better. A total of over 75,000 Tiger fans showed out to the PMAC across six home meets this year.
- The Tigers home season was highlighted with three consecutive sold-out crowds, the most that LSU has seen in a single season. Fans filled the PMAC for the squad's competitions against Auburn, Alabama and North Carolina as each of those crowds rank in the top-10 largest in program history.
- LSU welcomed their largest crowd of the year in their final home meet against North Carolina last Friday as 13,283 fans showed out for a senior night victory. The crowd was the fourth largest in school history and achieved the program's third consecutive sellout inside the PMAC this year.
- The program continues to grow under head coach Jay Clark's tenure. The LSU gymnastics team started the year in record fashion as the program set a new record of over 8,000 season tickets sold ahead of the 2024 season. The Tigers surpassed last year's record of 7,400 season tickets sold as the program continues to grow each year.

### Closed Out The Regular Season

- LSU finished the regular season with an overall record of 12-3, a conference record of 5-2 and an undefeated home record inside the PMAC.
- This year, the Tigers recorded six scores over 198, the second most by any team this year, and earned multiple program best scores.
- LSU set a new program best score on February 2 with their score of 198.475 over No. 7 Arkansas.
- The squad also recorded their highest road score in program history on March 8 at the Podium Challenge with their score of 198.425.
- The Tigers took down nine ranked opponents in 2024.
- There were 11 perfect scores throughout the regular season, with six from Haleigh Bryant, two from Aleah Finnegan, two from Konnor McClain and one from Kiya Johnson.

### Program History

- Head Coach Jay Clark enters his fourth season leading the Tigers and 13th season overall as he continues to grow the LSU Gymnastics program. He is joined on staff by Assistant Coaches Garrett Griffeth, Ashleigh Gnat and Courtney McCool Griffeth. Gnat is in her fourth season with the Tigers while the Griffeth duo enters their third season on staff.
- The Tigers climbed their way to the NCAA Championship Final in Fort Worth for the programs ninth appearance in the finals in 2023. The Final Four appearance marked the second time that LSU has

## NOTEBOOK

advanced to the finals since the format began in 2019 and the first time under Clark's tenure.

- Last season marked the program's 38th straight appearance in the NCAA postseason and 40th overall appearance for the Tigers. With the team advancing out of regionals, LSU marked their 32nd program appearance in the NCAA Championships.
- LSU has a total of 16 individual national titles across 10 gymnasts in program history, including current senior Haleigh Bryant who was named the NCAA vault champion in 2021.
- The Tigers own four SEC Championship titles in program history, winning three consecutive titles from 2017 to 2019. The last time LSU took home the conference title was in 2019 in the Smoothie King Center, the site of this year's conference championship.

### Our Emmy Award-Winning Docuseries "The Climb"

- Season two of the Emmy Award-Winning LSU Gymnastics docuseries titled "The Climb" will air nationally on ESPNU and on local affiliates throughout the 2024 season.
- "The Climb" is an exclusive docuseries that follows the LSU Gymnastics program and allows fans to get to know the program on a more personal level.
- The show, which is presented by Baton Rouge Super Chevy Dealers, gives fans behind-the-scenes access to the team like no other. From team meetings to one-on-one interviews with coaches and student-athletes, the docuseries allows viewers to get an inside look at the program and get to know the story behind the team.
- Season one of the all-access docuseries won an award at the 2023 Suncoast Regional Emmys for the category of best sport program post-produced or edited series after following the team through an unforgettable journey to the Final Four in Fort Worth, Texas last season.
- The show – produced by Giovanni Lamonte and LSU Athletics team of creatives at South Stadium Productions – will once again take fans through the 2024 season, as the Tigers embark on a new journey to the championship under head coach Jay Clark.
- Season two of "The Climb" will feature eight episodes throughout the 2024 season that will air nationally on ESPNU and local affiliates, including a regional broadcast on Bally Sports Southwest.
- Viewers can find all full-length episodes from season one and the new season on LSU GOLD, the home of "The Climb" and all LSU sports content.

### Scouting The Opponents

- The No. 15 Minnesota women's gymnastics team capped off their regular season with a 16-6 (6-3 B1G) record, their most wins since the 2019 season and the second-most all-time in the 10 years of Jenny Hansen's tenure (18-4 in 2019)
- The Gophers finished fourth in the B1G regular season standings with a 6-3 league record. Minnesota then finished second at the Big Ten Championships on March 23 with a score of 197.500, missing winning the conference crown by .100 to Michigan State (197.600). It was the second-best finish at Big Ten's since 2006 (won Big Ten title in 2021).
- Minnesota will be making its 43rd NCAA Regionals appearance all-time in 2024 in year 50 of program history. The Gophers have made regionals for the past 28 seasons (not including 2020 COVID year).
- The No. 18 Oregon State Beavers (12-4, 4-3 Pac-12) are led by 27th-year head coach Tanya Chaplin. In 2023, the Beavs earned their second-straight Pac-12 Regular Season Title. This year, they advanced to postseason for the 49th-straight season.
- The Boise State Broncos (20-5, 5-0 MW) are led by 14th-year head coach Tina Bird. She's led BSU to a historic season, winning the inaugural Mountain West Championship with a score of 196.550 last weekend. Bird was named coach of the year in the league while Emily Lopez was named Mountain West Gymnast of the Year.
- The Broncos have qualified for regionals in each of the past 16 seasons, and will compete in the play-in round on Wednesday against BYU. The Broncos concluded the regular season with a National Qualifying Score (NQS) of 196.715, ranking 29th. Boise State is ranked 21st on beam, posting an NQS of 49.300. Individually, senior Emily Lopez finished the regular season as the Bars Specialist of the Year in the Mountain West.
- Led by 10th-year head coach Guard Young, BYU (11-15, 3-5 Big 12) heads into the postseason after taking home a third place finish with a final

score of 197.050 in its first-ever Big 12 Championships.

- The Cougars best performances of the season have come in the last two weeks, with their Big 12 Championships score and their 196.750 tally in a quad meet at Washington.

### The Squad

- This year's roster is composed of 22 gymnasts with 11 seniors, four juniors, three sophomores and four freshmen. The Tigers welcomed two transfers this year in Savannah Schoenherr and Jillian Hoffman and four new freshmen as Konnor McClain, Amari Drayton, Kylie Coen and Leah Miller begin their first year in the Purple & Gold.
- Cammy Hall is a sixth-year who is returning this year from injury, while fifth-year seniors Kiya Johnson, Alyona Shchennikova and Kai Rivers all returned for their final year of competition with the Tigers.
- Haleigh Bryant, Sierra Ballard, Chase Brock, Elena Arenas and Olivia Dunne all enter their senior year while Aleah Finnegan, Alexis Jeffrey, Tori Tatum, KJ Johnson begin their junior season.
- Ashley Cowan, Bryce Wilson and Annie Beard enter their second year as Tigers.

### Five Tigers Earn WCGA Regular Season All-America Honors

- Haleigh Bryant, Kiya Johnson, Aleah Finnegan, KJ Johnson and Konnor McClain combined for 10 regular season All-America honors in 2024.
- LSU lead the conference in regular season All-America nods this year and tied for second most in the nation.
- This is the 12th year the WCGA has recognized regular-season All-Americans. All-America honors are determined by final individual National Qualifying Scores (NQS) and are awarded to the top 16 finishers on each event. The top eight gymnasts on each event and the all-around receive first-team honors while gymnasts ranked nine through 16 receive second-team honors, with all ties included.
- This year's honors moves LSU's total to 311 total All-America honors in program history, with Bryant now owning the second most career honors by any LSU gymnast. With five All-America honors in 2024, the senior moved her career total to 22 (14 regular season, eight NCAA), second only to Sarah Finnegan and Rheagan Courville with 23.
- Bryant claimed first team All-America honors on every event and the all-around for the first time in the regular season to move her total to 14. Last year, Bryant claimed honors on all but one apparatus.
- The senior showed out week after week during the regular season and finished with the highest NQS in the nation with her 39.810 in the all-around. She ranked the No. 1 gymnast in the country for 10 out of 12 weeks of competition, including top-10 rankings on every event. Bryant owns an NQS of 9.965 on vault, 9.960 on bars, 9.950 on beam and 9.965 on floor.
- Kiya Johnson is another veteran performer in the all-around for the Tigers this year. She finished as the No. 15 gymnast in the nation to claim second team All-America honors in 2024. The fifth-year senior earned first team honors on floor with her fifth place finish in the standings and NQS of 9.970 on the event.
- The Dallas, Texas native, is now a six-time regular season All-American, after achieving All-America recognitions on vault and floor in 2021 and 2022. She owns 10 All-America honors in her career – six WCGA Regular Season, four NCAA.
- This year, Johnson's season high of 39.675 in the all-around came against No. 7 Arkansas. She owns eight scores of 9.900+ on floor with a season high 10.000 against No. 6 Kentucky.
- Finnegan has ranked as one of the top floor performers in the country for five consecutive weeks and finished No. 9 in the standings with her NQS of 9.960. This year marks her second year as an All-American on floor in the regular season and seventh honor in her career (4 WCGA regular season, three NCAA).
- The Lee's Summit, Missouri native has recorded eight scores above 9.900 on floor this year, including back-to-back 10's against No. 12 Auburn and No. 5 Florida.
- KJ Johnson's floor performance this year earned her second team All-America honors, marking the first in her career. The junior finished No.14 in the national standings with an NQS of 9.950 on the event.
- Johnson has had a standout year on floor, earning both All-SEC and All-America honors for the first time in her career. Her career high performance came against No. 9 Alabama on March 1, where she scored a 9.975. She earned that same score on two other occasions this year, at the Podium Challenge and at the SEC Championships to earn her first SEC Individual title.
- Johnson posted eight scores of 9.900 or higher on floor this year and spent four consecutive weeks in the top-20 on the event.
- McClain has garnered multiple awards in her first year as a Tiger. Already an All-SEC and All-Freshman team member, the freshman now owns her first All-America honor on beam.
- With seven scores of 9.90+ on beam, McClain finished as the No. 3 beam performer in the country with her NQS of 9.975. She spent five straight weeks in the top-10 nationally on the event and earned three SEC awards throughout the regular season, including two SEC Specialist of the Week honors and one Freshman of the Week.

### Bryant Continues To Shine In Senior Season

- Haleigh Bryant has been nothing short of amazing in her senior campaign with the Tigers. She is not only one of the best gymnasts in the conference, but in the nation. The senior continues to etch her name in the school record books and will finish her career as one of, if not the best, gymnast in LSU history.
- A native of Cornelius, North Carolina, Bryant has already garnered multiple awards in 2024, including most recently being named the SEC Gymnast of the Year for the first time in her career. She is the sixth gymnast in LSU history to earn the award, joining past winners Sarah Finnegan, Rheagan Courville, Susan Jackson, Ashleigh Clare-Kearney and April Burkholder.

## NOTEBOOK

- The senior is also one of six finalists for this year's AAI Award, which is often likened to the Heisman Trophy for Women's Gymnastics and is given annually to the top senior gymnast in the country. This prestigious award has become a symbol of excellence in the sport.
- Her performance throughout the regular season this year earned her first team All-America honors on every event and the all-around. With her five All-America honors in 2024, Bryant moved her career total to 22 (14 regular season, eight NCAA), which is second only to Sarah Finnegan and Rheagan Courville in program history with 23.
- She is now a 22 time All-American (6 VT, 4 UB, 3 BB, 4 FX, 5 AA) and four-time All-SEC member.
- She is in her fourth year at LSU after a historical junior season that etched her name into the record books and continues to be one of the top gymnasts in the country in her senior season.
- A few of her accomplishments last season included Honda Award Finalist, Central Region Gymnast of the Year, three-time SEC Gymnast of the week, All-SEC floor honors and nine All-America honors, which marked the most in a single season by an LSU gymnast.
- She went 64 for 64 routines for the Tigers as she competed in the all-around in every meet in 2023 and became the first LSU gymnast to average a 9.900+ across all four events in a season.
- As she garnered multiple honors in her junior season, Bryant picked right back up where she left off this year. She continues to be one of the top competitors in the country as she and the Tigers look for their first national title in 2024.
- Bryant has ranked as the No. 1 gymnast in the country nationally for 10 out of 12 weeks of competition thus far. She owns an NQS of 39.810 and the highest all-around score in the nation and in school history (39.925).
- Individually, she placed in the top-10 on every event for four straight weeks and ten weeks in the top-25.
- She has recorded eight meets with scores of 9.900 or higher on every event and has been recognized for her performances as SEC Gymnast of the Week six times, the most by any gymnast this year.
- She now owns 11 SEC honors in her career and has remained the top performer in the conference through all 12 weeks of competition in 2024.
- The senior only has three scores lower than 9.900 in 2024.
- Bryant has added six perfect scores to her resume in 2024. She owns season high's of perfect 10's on every event, as she recorded her first career perfect score on beam against Georgia this year to complete her gym slam and become the first LSU gymnast to do so. She owns 16 perfect scores in her career (9 VT, 3 UB, 3 FX, 1 BB).
- Already the all-time perfect 10 leader in LSU history, Bryant now owns 16 perfect scores in her career (9 VT, 3 UB, 3 FX, 1 BB), placing her at 10th most in NCAA history.
- Bryant will continue to lead the Tigers as the team enters the NCAA postseason. She has already recorded 28 titles on the year, having won eight on vault, six on bars, two on beam, four on floor and eight in the all-around to move her career total to 88 (sixth most in LSU history). Her current 32 career vault titles is the second most in program history while her 27 in the all-around is the most by any LSU gymnast in their career.

### The AAI Award Finalist, Haleigh Bryant

- Senior Haleigh Bryant was named one of six finalists for the 2024 AAI Award, which was announced by the American Athletic Incorporation.
- Often likened to the Heisman Trophy for Women's Gymnastics, the AAI Award is given annually to the top senior gymnast in the country. This prestigious award has become a symbol of excellence in the sport. Bryant joins Luisa Blanco (Alabama), Audrey Davis (Oklahoma), Maile O'Keefe (Utah), Gabby Wilson (Michigan) and Raena Worley (Kentucky) as one of this year's finalists.
- The senior was voted as a finalist out of 50 nominees by head coaches throughout the nation. She joins an elite group of LSU gymnasts who have been named finalists for the award, including Sarah Finnegan, Myia Hambrick, Ashleigh Gnat and Susan Jackson.
- LSU has had three AAI Award Winners in Finnegan (2019), Gnat (2017) and Susan Jackson (2010) in program history.
- The winner of this year's AAI Award will be announced at the 2024 NCAA Women's Gymnastics Championships in Fort Worth, Texas in April.

### Olympic Qualifier Finnegan In Year Three

- Finnegan continues to be a key contributor for the Tigers in 2024 as she competed in the all-around in all but one meet last year. The Lee's Summit, Missouri will represent the Tigers at the 2024 Paris Olympics after booking her Olympic ticket at the 2023 World Championships in Antwerp last October.
- Finnegan earned an all-around score of 51.366 in her world championship debut to become the first active gymnast in school history to become an Olympian and first ever female gymnast from the Philippines to do so. She will continue to prepare for Paris while competing for the Tigers in 2024.
- Finnegan comes off an impressive sophomore year in 2023. The all-arounder set new career high's on all four events last year with perfect scores on vault, beam and floor and a 9.925 on bars and took home 15 career individual titles.
- In only her second season with the Tigers, she earned her first career All-SEC Honors on floor after finishing in the top two at the SEC Championships on floor with her score of 9.950
- In her NCAA Championships debut, she recorded a floor score of 9.9625 in the semifinals to tie the highest score on the event by an LSU gymnast at the championships
- Finnegan finished the 2023 season with six All-America honors (1 UB, 1 BB, 2 FX, 2 AA) and enters her junior season with 15 career individual titles.
- This year, Finnegan has been a mainstay in the vault, beam and floor lineups for the Tigers in 2024.
- She has made one appearance in the all-around this year in the Tigers meet against North Carolina and posted a season high 39.625.
- The junior is one of the top floor performers in the country as she has recorded two perfect scores on floor this year in back-to-back weeks against Auburn and Florida. She now owns six career perfect 10's with four on floor, one on vault and one on beam.
- She has ranked individually on floor for five straight weeks on the event and is currently ninth in the country with her NQS of 9.960.
- Finnegan has tallied six titles this year with three on floor, one on vault, one on beam and one in the all-around.

### Kiya Johnson Amongst Nation's Best

- A native of Dallas, Texas, Johnson officially made her return to the PMAC in the Tigers season opener against Ohio State after suffering a season-ending injury in 2023. The eight-time All-American returns veteran routines to the Tiger's lineups this year.
- Johnson is the 2021 SEC Floor Champion and Special of the Year and owns All-SEC honors
- The all-arounder owns eight perfect scores across three events and a career-high 9.950 on bars
- Johnson scored her fifth perfect on floor this year in a full circle moment against Kentucky, the same team and event that she got injured last year.
- The fifth-year senior owns 47 titles in her career and six this year with four on floor, one on bars and one in the all-around, including an individual SEC floor title.
- Johnson placed amongst the top gymnasts in the country for nine consecutive weeks and currently ranks No. 15 in the all-around with her NQS of 39.570. The fifth-year senior also improved to No. 5 in the floor rankings with her NQS of 9.970.
- Her season-high 39.675 performance in the all-around came in the Tigers meet against Arkansas.

### The Freshmen Duo

- The freshman duo of Konnor McClain and Amari Drayton continue to shine for the Tigers in their first year.
- A native of Las Vegas, Nevada, McClain has contributed to the bars, beam and floor lineups all year. She already owns perfect scores on bars and beam in her first year as a Tiger, as well as a career high 9.975 on floor.
- McClain has made her way into the national individual event rankings on floor and beam throughout the regular season. She currently ranks No. 3 nationally on beam after improving her NQS to 9.975 on the event. The ranking marked her fifth straight week in the top-10.
- Drayton, a native of Spring, Texas, has competed on vault in every meet this year and on floor in all but one meet. She owns career highs of 9.975 on vault and 9.925 on floor.
- The Texas native is one of the top performers in the league on both events.
- Both McClain and Drayton have earned SEC honors this year, as McClain has three awards and Drayton one so far.

### The Coaching Staff

- Jay Clark, who served on staff for eight seasons prior to his stint as head coach, was named the third head coach of the Fighting Tigers in 2021. Clark owns over 30 years of NCAA Gymnastics experience and is one of the most respected coaches in the country.
- Assistant coach Ashleigh Gnat is a 17-time All-American, four-time SEC event champion and 2017 NCAA Floor Champion. Gnat is in her fourth season as assistant coach with the Tigers. As the primary beam coach, she brings a wealth of knowledge with her own experience as one of the best gymnasts in school history.
- Garrett Griffeth and Courtney McCool Griffeth enter their third season at LSU as they continue to lead the Tigers to top-10 finishes on vault and floor nationally.



2024 LSU Gymnastics - Week 13 at NCAA Fayetteville Regional

TIGERS IN THE SEC

2024 Weekly Awards

Week One 1/9

Gymnast of the Week: Haleigh Bryant  
Freshman of the week: Amari Drayton

Week Two 1/16

Specialist of the Week: Konnor McClain

Week Three 1/13

Gymnast of the Week: Haleigh Bryant

Week Five 2/6

Gymnast of the Week: Haleigh Bryant  
Co-Freshman of the week: Konnor McClain

Week Six 2/13

Gymnast of the Week: Haleigh Bryant

Week Seven 2/20

Co-Specialist of the Week: Konnor McClain

Week Nine 3/5

Gymnast of the Week: Haleigh Bryant

Week Ten 3/12

Gymnast of the Week: Haleigh Bryant  
Co-Specialist of the Week: Savannah Schoenherr

2024 Conference Rankings

WEEK	TEAM	VT	UB	BB	FX
01/8/24	3	1	2	6	1
01/15/24	5	2	2	8	2
01/22/24	1	1	2	8	1
1/29/24	2	2	2	7	2
02/5/24	1	2	1	6	1
02/12/24	1	2	1	4	1
02/19/24	1	2	1	2	1
02/26/24	1	1	2	1	1
03/4/24	1	1	2	2	1
03/11/24	2	1	1	2	1
03/18/24	1	1	1	2	1
03/25/24	1	1	1	1	1

Individual Conference Rankings

WEEK 11 TOP-25	AA	VT	UB	BB	FX
Elena Arenas	--	--	--	--	--
Sierra Ballard	--	--	--	--	--
Annie Beard	--	--	--	--	--
Chase Brock	--	--	--	--	--
Haleigh Bryant	1	1	2	2	3
Kylie Coen	--	--	--	--	--
Ashley Cowan	--	--	8	--	--
Amari Drayton	--	14	--	--	--
Olivia Dunne	--	--	--	--	--
Aleah Finnegan	--	25	--	11	4
Cammy Hall	--	--	--	--	--
Jillian Hoffman	--	--	--	--	--
Alexis Jeffrey	--	--	21	--	--
Kiya Johnson	6	11	17	20	2
KJ Johnson	--	19	--	--	7
Konnor McClain	--	--	12	1	20
Leah Miller	--	--	--	--	--
Kai Rivers	--	--	--	--	--
Savannah Schoenherr	--	14	8	--	--
Alyona Shchennikova	--	--	--	--	--
Tori Tatum	--	--	--	--	--
Bryce Wilson	--	--	--	--	--

Notes

Bryant, Drayton Earn Week One SEC Honors

- The LSU Gymnastics pair of senior Haleigh Bryant and freshman Amari Drayton took home the first SEC awards of the 2024 season, announced by the league on Tuesday afternoon.
- Bryant was named the SEC Gymnast of the Week while freshman Amari Drayton earned Co-Freshman of the Week honors for their performances in the Tigers season opener against No. 14 Ohio State on Friday night.
- A native of Cornelius, North Carolina, Bryant finished as the top all-around gymnast in the country after week one with her score of 39.675. She helped lift the Tigers to a 196.975-196.775 victory over the Buckeyes to secure the squad's first victory of 2024.
- The senior's night was highlighted by her front pike half vault that scored a 9.950, while also posting a 9.875 on bars and a 9.925 on beam and floor for the Tigers. Bryant won the vault and all-around titles on the night to move her career total to 62, which ties her at eighth for most career individual titles in LSU history. Her 24 career vault titles and 20 all-around titles also place her amongst the top-five gymnasts in school history.
- Drayton had an impressive night against the Buckeyes in her collegiate gymnastics debut as she scored a pair of 9.925's on vault and floor.
- The freshman out of Spring, Texas started the night off with a stuck yurchenko one and a half on vault before anchoring on floor, capturing second place on vault and a share of second place on floor in her first competition with the Tigers.

McClain Named SEC Specialist of the Week in Week Two

- Freshman Konnor McClain was named the SEC Specialist of the Week for the first conference award of her career, announced by the league on Tuesday afternoon.
- The honor comes after McClain scored her first career perfect 10 on bars in only her second collegiate routine on the event.
- The freshman's performance on Saturday helped lift the Tigers to a 49.650 in the last rotation, marking the program's highest recorded bars score on the road. LSU finished second at the Sprouts Collegiate Quad Meet, defeating No. 2 Utah and No. 12 UCLA.
- A native of Las Vegas, Nevada, McClain's perfect score earned her the event title at the meet, the first of her career. She currently sits amongst the top-20 bars performers in the nation after week two as she ranks No. 15 on the event.

Bryant Named SEC Gymnast of the Week For Second Time This Year

- Senior Haleigh Bryant continues to be one of the top performers in the country as she was named SEC Gymnast of the Week for the second time this year, announced by the league on Tuesday afternoon. She owns averages of 9.900+ on every event after three weeks of competition.
- Bryant helped lead her team to a 198.125 over No. 6 Kentucky on Friday night, marking the second highest score by any team in the country and the highest score by any SEC team so far this year.
- This past weekend against the Wildcats, Bryant posted scores of 9.900 or better on every event for the second week in a row. After performing a nearly-perfect vault with her score of 9.975 on Friday, Bryant continued her night with a perfect score on bars, followed by a 9.900 on beam and finished the night with a 9.950 on floor.
- Already the all-time 10 leader in school history, Bryant added another perfect score to her resume on bars on Friday night in the PMAC. It was the second in her career on the event, making her only the second LSU gymnast to have multiple perfect scores on the event. She now owns 11 perfect scores in her career.
- Bryant finished the night with a season-high 39.825 against the Wildcats, securing the all-around title as well as the wins on vault and bars. Her three titles on the night moved her total to 65, with 25 on vault, nine on bars and 21 all-around.
- A native of Cornelius, North Carolina, Bryant's 65 career titles currently sits eighth in program history. She is one win away from tying Jeanie Beadle in seventh place for most career individual titles. Her vault title places her fourth in the records while she's fifth in the all-around.

Bryant, McClain Notch Week Five SEC Honors

- Senior Haleigh Bryant and freshman Konnor McClain both individually notched SEC honors this week for their performances on Friday night against No. 7 Arkansas.
- Bryant was named the SEC Gymnast of the Week for the third time this year, the most in the conference through the first five weeks of competition.
- Against Arkansas, Bryant finished as the top performer on the night and recorded her second career perfect score on floor to help lead the Tigers to a program-record finish over the Razorbacks. She took home three victories on vault, floor and the all-around to move her total to 69 titles in her career.
- A native of Cornelius, North Carolina, Bryant continues to show out for the Tigers each week. The senior is the top-ranked gymnast in the country for the third consecutive week with her all-around average of 39.738 and owns top-10 placements on every event.
- McClain builds confidence each week in her already impressive freshman campaign. She competed in three events for the Tigers on Friday night to earn her SEC Co-Freshman of the Week honors and her second conference award this year.
- The freshman earned a spot in the floor rankings at No. 9 this week after competing in the leadoff spot for the first time against the Razorbacks and notched a career-high 9.975 for the Tigers. She also recorded scores of 9.925 on bars and a 9.975 on beam to take home the title.
- A native of Las Vegas, Nevada, McClain moved her career total to three titles after finishing as the top beam performer on Friday.



## TIGERS IN THE SEC CONT.

### Notes

#### Bryant Earns Fourth SEC Gymnast of the Week Honor This Year

- Senior Haleigh Bryant was named the SEC Gymnast of the Week for the second straight week, announced by the league on Tuesday afternoon.
- Bryant finished as the top performer in the Tiger's last meet against No. 19 Georgia with her 39.750 in the all-around. The week six award marks her fourth gymnast of the week honor this year and ninth in her career.
- A native of Cornelius, North Carolina, Bryant remains the top gymnast in the country for the fourth consecutive week after her record-setting performance on Friday night. The senior ranks No. 1 in the all-around with her average of 39.740 and owns top-10 placements on every event: third on vault, 10th on bars, fifth on beam and second on floor.
- The senior became the first gymnast in LSU history to complete a gym slam, a perfect score on every event, after notching a 10 on beam against the Bulldogs. The perfect score was her first on the event and 13th overall to extend her lead as the gymnast with the most career 10's in program history.
- In addition to her all-around title, Bryant also took home the titles on vault (9.95), beam (10) and floor (9.95) for her performance in Athens last Friday night. She moved her title totals to 27 on vault, six on beam, seven on floor and 23 in the all-around to tie Sarah Finnegan for the third-most all-around titles in program history.

#### Finnegan Earns SEC Co-Specialist of the Week Honors

- Aleah Finnegan earned SEC Co-Specialist of the Week honors for her performance against Auburn. The award is the first of her career. She shares the week seven honor with Missouri's Mara Titarsolej.
- A native of Lee's Summit, Missouri, Finnegan competed on vault, beam and floor for the Tigers in their last meet against Auburn.
- The junior started off hot with the highest vault score on the night as her yurchenko 1.5 earned her a 9.50 to take home the title.
- Finnegan posted another strong 9.925 for the Tigers on beam before finishing on floor, where she scored her third career perfect score on the event and fifth in her career.
- Finnegan finished the meet as the top performer on vault and floor against Auburn. She now owns 18 titles in her career and added to her individual event titles with six on floor and two on vault.

#### Bryant Earns Tenth Career SEC Honor

- Haleigh Bryant was named the SEC Gymnast of the Week for the fifth time this season and 10th time in her career, announced by the league on Tuesday afternoon.
- Bryant owns the most weekly awards in 2024 as she remains the No. 1 gymnast in the SEC and in the nation. The all-arounder has led the conference through all nine weeks of competition so far this year.
- The senior was the top performer in the Tigers last meet and had a season best 39.850 performance to help lead LSU to victory over No. 9 Alabama. Her all-around score on the night was the second best in school history.
- Bryant posted scores of 9.900 or higher on every event last Friday for the sixth time this year, including her third perfect score on floor and 14th in her career. In addition to her perfect score on floor, Bryant also recorded scores of 9.950 on vault, 9.975 on bars and 9.925 on beam against the Crimson Tide. She took home four titles on the night on vault, bars, floor and the all-around to move her career total to 78, which is sixth-most in program history.
- Bryant's titles on the night moved her individual event totals to 28 on vault, 12 on bars, eight on floor and 25 in the all-around. Her career titles in the all-around and on vault currently place her in second and third in LSU history, respectively.
- A native of Cornelius, North Carolina, Bryant continues to be the top performer in the country as she ranks as the No. 1 gymnast in the country for the seventh consecutive week. She improved her NQS to 39.755 after her performance against Alabama.
- Bryant owns an NQS of 9.900 or higher on every event to place her amongst the top-25 performers on every event for the seventh consecutive week. She ranks second on vault, ninth on bars, ninth on beam and sixth on floor entering the tenth week of competition.

#### Bryant, Schoenherr Earn Week Ten SEC Honors

- Haleigh Bryant and Savannah Schoenherr both picked up SEC awards this week following their performances in the Tigers last meet at the Podium Challenge, announced by the league on Tuesday afternoon.
- Bryant was named the SEC Gymnast of the Week for the sixth time this year and 11th in her career, leading the conference this year. Schoenherr was named the Co-Specialist of the Week for her first honor in the Purple and Gold.
- Bryant had a record performance at the Podium Challenge to help lead her team to their highest road score in program history (198.425) and finish first in the quad meet over No. 14 Auburn, George Washington and Texas Woman's.
- The senior finished the meet with a career high 39.925 in the all-around to mark a new school record. The score is the highest by any gymnast in program history, the second highest in SEC history and matches the fourth-best score in NCAA history.
- Bryant scored back-to-back perfect 10's to start the meet on vault and bars and added scores of 9.950 on beam and 9.975 on floor to her already incredible night. After already achieving a gym slam earlier this year, her perfect score on vault was her first this year to complete a season slam, a perfect score on every event in the same season.
- She is only the 10th gymnast in NCAA history to record perfection on every event in a single season as she now owns six this year and 16 (9 VT, 3 UB, 3 FX, 1 BB) in her career.
- Bryant finished as the top performer on every event at the Podium Challenge to take home all five titles on the night. She shares her floor title with teammate Kiya Johnson, who also posted a 9.975 on the event.
- With her performance at the Podium Challenge, Bryant now owns 84 titles in her career with 30 on vault, 13 on bars, six on beam, nine on floor and 26 in the all-around. Her total career vault titles is the second most in school history while she is tied at the top with Rheagan Courville for most career all-around titles in program history.
- Schoenherr was another senior who shined in the Tigers meet last Friday. The sixth-year senior posted scores of 9.950 on vault and 9.925 on bars to add to LSU's record performance in the River Center. Her score on vault marked a season and career high at LSU.

NOTEBOOK

PROGRAM OVERVIEW

QUICK FACTS

Location	Baton Rouge, La. (State Capital)
Founded	1860
Enrollment	31,761
Nickname	Fighting Tigers
Colors	Purple and Gold
Mascot	Mike VII (Live Bengal Tiger)

UNIVERSITY

President	William Tate IV (Northern Illinois, 1982)
Faculty Representative (West Virginia, 2002)	Keli Zinn
Director of Athletics	Scott Woodward (LSU, 1985)

COACHING STAFF

Head Coach	Jay Clark 4th as Head Coach/ 114-60-4
------------	--

Assistant Coaches

Ashleigh Gnat	4th Season
Garrett Griffith	3rd Season
Courtney McCool Griffith	3rd Season

SUPPORT STAFF

Director of Operations	Katie Copeland
Athletic Trainer	Jenny Cihonski
Strength and Conditioning	Katie Guillory
Communications	Alyssa Leal
Designer	Stephanie Lyles
Photo	Chris Parent
Video	Giovanni Lamonte
Managers	Bri Jaso, Mackenzie Darbonne, Maddie Rau, Maggie Moore

PROGRAM HISTORY

First Year of Gymnastics	1975
NCAA Championships Appearances	32
NCAA Finals Appearances	9 (2008, 2009, 2013, 2014, 2016, 2017, 2018, 2019, 2023)
Consecutive Regional Appearances`	39
Regional Titles	19
SEC Championships	5 (1981, 2017, 2018, 2019, 2024)
SEC Gymnasts of the Year	8
All-SEC Honors	94
SEC Academic Honor Roll Selections	287
SEC Champions	27
Individual National Champions	11 (16 titles)
All-Americans	311
Scholastic All-Americans	189
Honda Award Recipient	1
AAI Award Winners	3
NCAA Woman of the Year Finalists	1
Perfect Scores	97

COMPETITION ARENA

Pete Maravich Assembly Center	
Capacity	13,215
Record Crowd:	13,729 (1/19/18 vs. Alabama)
Record:	312-63-5

THE LAST TIME LSU...

<b>Won a Home Meet...</b> 3/15/24 vs. North Carolina (198.250-196.075)
<b>Won a Road Meet...</b> 3/8/24 at Podium Challenge (198.425)
<b>Won a Neutral Site Meet...</b> 3/23/24 at SEC Championships Session II (1st of 8, 198.075)
<b>Lost a Home Meet...</b> 1/16/23 vs. No. 1 Oklahoma (L, 197.450-197.600)
<b>Lost a Road Meet...</b> 2/23/24 at Florida (L, 198.150-197.950)
<b>Lost a Neutral Site Meet...</b> 4/15/23 at NCAA Championships Finals (4th of 4, 197.525)
<b>Scored a 197 or Higher at Home...</b> 3/15/24 vs. North Carolina (198.250-196.075)
<b>Scored a 197 or Higher on the Road/Neutral Site...</b> 3/23/24 at SEC Championships Session II (198.075)
<b>Scored a 198 or Higher...</b> 3/23/24 at SEC Championships Session II (198.075)
<b>Won the All-Around at Home...</b> 3/15/24 vs. North Carolina - Aleah Finnegan (39.625)

<b>Scored a Perfect 10.00...</b> 3/23/24 at SEC Championships Session II - Konnor McClain (BB)
<b>Scored a Perfect 10.00 at Home...</b> 3/1/24 vs. No. 9 Alabama - Haleigh Bryant (FX)

<b>Scored a Perfect 10.00 on the Road/Neutral Site...</b> 3/23/24 at SEC Championships Session II - Konnor McClain (BB)
--

Links

2024 LSU Gymnastics Record Book  
[lsul.su/47waqxi](https://lsul.su/47waqxi)

2024 Schedule  
<https://lsusports.net/sports/gm/>

Live stats  
<https://lsul.su/36aC8FL>

Tickets  
[lsul.su/48IV4MK](https://lsul.su/48IV4MK)

SEC Gymnastics Home Page  
[secsports.com/clubhouse/gymnastics](https://secsports.com/clubhouse/gymnastics)

2024 NATIONAL RANKINGS

ROAD TO NATIONALS TOP 25 -WEEK 12

RANK	TEAM	NQS
1	Oklahoma	198.500
2	LSU	198.215
3	California	198.180
4	Florida	197.905
5	Utah	197.895
6	Denver	197.825
7	Kentucky	197.810
8	Alabama	197.805
9	UCLA	197.675
10	Michigan State	197.625
11	Michigan	197.545
12	Arkansas	197.445
13	Missouri	197.420
14	Auburn	197.315
15	Minnesota	197.310
16	North Carolina State	197.120
17	Ohio State	197.110
18	Oregon State	197.085
19	Stanford	197.045
20	Georgia	197.030
21	Towson	196.935
22	Arizona State	196.920
23	Kent State	196.900
24	Arizona	196.885
25	Penn State	196.825

LSU IN THE RANKINGS

WEEK	TEAM	VT	UB	BB	FX
01/8/24	5	1	7	20	1
01/15/24	8	5	5	35	2
01/22/24	3	3	4	25	1
1/29/24	5	4	4	18	3
02/5/24	3	2	3	13	1
02/12/24	3	3	3	9	2
02/19/24	2	2	3	5	2
02/26/24	2	2	5	4	1
03/4/24	3	2	4	5	1
03/11/24	2	2	3	5	1
03/18/24	3	2	3	4	1
03/25/24	2	2	3	3	1

INDIVIDUAL (TOP 25)	AA	VT	UB	BB	FX
Elena Arenas	--	--	--	--	--
Sierra Ballard	--	--	--	--	--
Annie Beard	--	--	--	--	--
Chase Brock	--	--	--	--	--
Haleigh Bryant	1	1	4	8	7
Kylie Coen	--	--	--	--	--
Ashley Cowan	--	--	--	--	--
Amari Drayton	--	--	--	--	--
Olivia Dunne	--	--	--	--	--
Aleah Finnegan	--	--	--	--	9
Cammy Hall	--	--	--	--	--
Jillian Hoffman	--	--	--	--	--
Alexis Jeffrey	--	--	--	--	--
Kiya Johnson	15	--	--	--	5
KJ Johnson	--	--	--	--	14
Konnor McClain	--	--	--	3	--
Leah Miller	--	--	--	--	--
Kai Rivers	--	--	--	--	--
Savannah Schoenherr	--	--	--	--	--
Alyona Shchennikova	--	--	--	--	--
Tori Tatum	--	--	--	--	--
Bryce Wilson	--	--	--	--	--

## 2024 LSU Gymnastics - Week 13 at NCAA Fayetteville Regional

### ROUTINE BREAKDOWN

#### VAULT - GARRETT GRIFFETH

**Chase Brock**  
Yurckenko 1.5

**Haleigh Bryant**  
Front pike half

**Ashley Cowan**  
Yurchenko 1.5

**Amari Drayton**  
Yurchenko 1.5

**Aleah Finnegan**  
Omelianchik/Yurchenko 1.5

**Cammy Hall**  
Yurchenko 1.5

**Jillian Hoffman**  
Yurchenko 1.5

**KJ Johnson**  
Yurchenko Full

**Kiya Johnson**  
Yurchenko Double

**Konnor McClain**  
Yurchenko Double

**Savannah Schoenherr**  
Yurchenko 1.5

**Alyona Shchennikova**  
Yurchenko 1.5

**Tori Tatum**  
Yurchenko 1.5

**Bryce Wilson**  
Yurchenko Full

#### BARS - JAY CLARK

**Haleigh Bryant**  
Blind Change + Straddle Jaeger  
Bail Handstand  
Blind Change + Double Front Half

**Kylie Coen**  
Ray immediate pak  
Pirouette  
Full-out Double Layout

**Ashley Cowan**  
Ray immediate Bail  
Double Layout

**Amari Drayton**  
Blind Change+ Jaegaer  
Bail Handstand  
Toe Blind Full + Double Tuck

**Olivia Dunne**  
Tkatchev immediate Pak  
Half Pirouette  
Double Layout

**Alexis Jeffrey**  
Maloney + Bail Handstand  
Full Twisting Double Back

**Aleah Finnegan**  
Delchev  
Toe Handstand + Bail Handstand  
Double Arabian Dismount

**Kiya Johnson**  
Maloney+ Bail Handstand  
Double Layout

**Konnor McClain**  
Church immediate Pak  
Half Pirouette  
Full Twisting Double Back

**Savannah Schoenherr**  
Toe Blind Change + Straddle Jaeger  
Toe Handstand + Bail Handstand  
Blind Change + Double Front Half

**Alyona Shchennikova**  
Ray immediate pak  
Pirouette  
Double layout  
Blind Change + Double Front Half

**Tori Tatum**  
Ray immediate Pak  
Half Pirouette  
Full Twisting Double Back



# 2024 LSU Gymnastics - Week 13 at NCAA Fayetteville Regional

## ROUTINE BREAKDOWN CONT.

### BEAM - ASHLEIGH GNAT

#### Elena Arenas

Full Turn  
Backhandspring + Back Layout  
Switch Leap + Switch Leap Half  
Round off + 1.5 Dismount

#### Sierra Ballard

Backhandspring + Back Layout  
Full turn  
Sissone + Switch Leap ½  
Front toss  
Round off + 1.5 dismount

#### Annie Beard

Backhandspring + Back Layout  
Full Turn  
Switch Leap + Straddle Half+ Beat Jump  
Side Aerial  
Cat Leap + Gainer Full dismount

#### Haleigh Bryant

Front Aerial + Backhandspring  
Switch leap + Straddle Quarter  
Full turn  
Standing Front Tuck  
Split Jump  
Rudi Dismount

#### Kylie Coen

Front Aerial  
Backhandspring + Back Layout  
Switch Leap Half + Beat jump  
Full turn  
Round off + Double Full Dismount

#### Ashley Cowan

Forward Roll  
Backhandspring + Back layout  
Full turn  
Switch leap + Switch Leap ½  
Backhandspring + 1.5 dismount

#### Amari Drayton

Side Aerial  
Full Turn  
Backhandspring + Back layout  
Switch leap + Switch leap  
Round off + Double Full dismount

#### Olivia Dunne

Full Turn  
Backhandspring + Backhandspring + Back Layout  
Front Aerial  
Switch Leap Half + Split Jump  
Gainer Pike Dismount

#### Aleah Finnegan

Backhandspring + Back Layout + Back Layout  
Switch Leap + Split Jump  
Front Aerial  
Full turn  
Gainer Full Dismount

#### Alexis Jeffrey

Wolf Turn  
Cat Leap + Switch Side  
Backhandspring + Back layout  
Standing Front Tuck  
Roundoff+ 1.5 Dismount

#### KJ Johnson

Press Handstand Mount  
Switch Leap + Back Tuck+ Straddle Quarter  
Backhandspring + Back Layout  
Side Aerial  
Full Turn  
Backhandspring + 1.5 Dismount

#### Kiya Johnson

Full Turn  
Backhandspring + Back Layout  
Switch Leap + Switch Leap + Split Jump  
Front Toss  
Round off + Double full dismount

#### Konnor McClain

Switch Leap + Split Leap  
Backhandspring + Backhandspring two-foot+ Layout two-foot  
Full Turn  
Side Aerial  
Gainer Full dismount

#### Savannah Schoenherr

Front aerial  
Backhandspring + back layout  
Full turn  
Switch leap + straddle 3/4  
Round off + 1.5 dismount

#### Alyona Shchennikova

Candle mount  
Front Aerial + BHS + BHS  
Switch lep + split jump  
Side aerial  
BHS + Gainer Full dismount

#### Bryce Wilson

Backhandspring + Back Layout  
Switch Leap + Switch Split Jump  
Full Turn  
Front Aerial  
Backhandspring + Backhandspring two-foot + Double Full dismount

### FLOOR - COURTNEY MCCOOL GRIFFETH

#### Sierra Ballard

Double layout  
1.5+ Front layout  
Switch ring+ Switch Leap half  
Double Pike

#### Chase Brock

Full-out  
Switch side + Popa  
1.5 + Front Full

#### Haleigh Bryant

Front Handspring- Double Front  
Switch Leap + Switch Leap Full  
Front Aerial  
Back layout  
Front Layout+ Rudi

#### Kylie Coen

Front layout + front double full  
Tour jete 1/2 + Popa  
2.5 twist

#### Ashley Cowan

Front Double Twist  
1.5+ Front Layout  
Switch Leap Half + Wolf Full  
Rudi

#### Amari Drayton

Double Layout  
Wolf Turn Full  
Front Tuck through Double Tuck  
Switch Ring + Switch Leap Half

#### Olivia Dunne

Front Tuck through Double Tuck  
Switch Leap + Switch Ring Half  
Leg Up Full Turn  
Double Pike

#### Aleah Finnegan

Double Arabian  
Switch Ring + Tour Jete Half  
2.5 Twist + Front Tuck  
Switch Leap

#### Cammy Hall

Double pike  
Switch side + straddle 1.5  
Front full + front full

#### Alexis Jeffrey

Front Tuck through to Double Back  
Switch Side + Popa  
Double wolf turn  
Double Pike

#### KJ Johnson

Tucked Full-In  
1.5 + Front Layout  
Switch Side + Popa  
Double Tuck

#### Kiya Johnson

Tucked Full-In  
1.5 + Front Layout  
Switch Leap Half + Popa  
Double Pike

#### Konnor McClain

Double Layout  
Switch Leap + Switch Leap Full  
1.5 + Front Full

#### Savannah Schoenherr

Front double full  
Ring jump full  
Tour jete 1/2 + wolf full  
1.5 + front layout

#### Alyona Shchennikova

Front Double Full  
Switch Ring + Switch Leap 1/2  
1.5 + Front Layout  
Rudi + Split Jump

#### Bryce Wilson

Front layout + front double full  
Switch ring + switch leap 1/2  
1.5 + front layout

# 2024 LSU Gymnastics - Week 13 at NCAA Fayetteville Regional

## CAREER INDIVIDUAL TITLES

### Sr. Kiya Johnson - 47 total titles

20 Floor, 10 All-Around, 8 Vault, 5 Beam, 4 Bars

#### 2024 Titles - 6 total

UB (1)	9.925	1/5 vs #14 Ohio State
FX (4)	10.000	1/19 vs #6 Kentucky
	9.975	3/8 at Podium Challenge
	9.975	3/15 vs North Carolina
	9.975	3/23 at SEC Championships
AA (1)	39.500	1/26 at #9 Missouri

#### 2022 Titles - 8 Total

BB (2)	9.950	2/11 at Florida
	10.000	2/18 vs. Alabama
FX (3)	10.000	2/5 vs. Auburn
	9.950	2/25 at TWU Quad
	9.950	3/31 at NCAA Second Round
UB (1)	9.900	1/28 at Georgia
VT (1)	9.950	3/31 at NCAA Second Round
AA (1)	39.450	2/25 at TWU Quad

#### 2021 Titles - 10 Total Titles

FX (6)	10.000	1/8 vs. Arkansas
	9.950	1/15 at Arkansas
	10.000	3/5 vs. Missouri
	10.000	3/20 at SEC Championships
	9.950	4/2 at NCAA Second Round
	9.950	4/3 at NCAA Regional Final
AA (2)	39.625	3/5 vs. Missouri
	39.700	4/2 at NCAA Second Round
VT (2)	9.950	2/26 at Kentucky
	9.950	4/2 at NCAA Second Round

#### 2020 Titles - 23 Total

FX (7)	9.950	1/3 vs. Arizona
	9.975	1/17 vs. Auburn
	9.975	1/24 at Florida
	9.975	1/31 vs. Alabama
	9.950	2/14 at GymQuarters
	9.975	2/16 vs. Kentucky
	9.925	2/21 at Missouri
AA (6)	39.525	1/10 at Georgia
	39.600	1/17 vs. Auburn
	39.600	1/31 vs. Alabama
	39.575	2/8 at Oregon St. Tri
	39.750	2/14 at GymQuarters
	39.650	2/16 vs. Kentucky
VT (5)	9.900	1/3 vs. Arizona
	9.925	1/10 at Georgia
	9.950	1/31 vs. Alabama
	9.900	2/8 at Oregon St. Tri
	10.000	2/14 at GymQuarters
BB (3)	9.900	1/17 vs. Auburn
	10.000	1/24 at Florida
	9.925	2/14 at GymQuarters
UB (2)	9.900	2/8 at Oregon State Tri
	9.950	2/28 vs. Arkansas

### Sr. Alyona Shchennikova - 10 Total

4 Bars, 2 Vault, 2 All-Around, 1 Beam, 1 Floor

#### 2022 Titles - 5 Total

AA (2)	39.300	1/7 vs. Centenary
	38.975	1/28 at Georgia
UB (2)	9.950	1/7 vs. Centenary
	9.925	3/11 vs. Utah
FX (1)	9.900	1/28 at Georgia

#### 2021 Titles - 4 Total

VT (2)	9.900	2/5 at Auburn
	9.950	2/26 at Kentucky
UB (1)	9.900	3/5 vs. Missouri
BB (1)	9.925	2/26 at Kentucky

#### 2020 Title - 1 Total

UB (1)	9.950	2/14 at GymQuarters
--------	-------	---------------------

### Sr. Kai Rivers - 2 Total Titles

2 Bars

#### 2022 Titles - 1 Total

UB (1)	9.900	1/28 at Georgia
--------	-------	-----------------

#### 2020 Title - 1 Total

UB (1)	9.900	2/8 at Oregon St. Tri
--------	-------	-----------------------

### Sr. Elena Arenas - 2 Total Titles

2 Vault

#### 2021 Title - 2 Vault

VT (2)	9.900	2/5 at Auburn
	9.950	3/20 at SEC Championships

### Sr. Haleigh Bryant - 88 Total Titles

32 Vault, 27 All-Around, 14 Bars, 6 Beam, 9 Floor

#### 2024 Titles - 28 total

VT (8)	9.950	1/5 vs #14 Ohio State
	9.975	1/19 vs #6 Kentucky
	9.975	2/2 vs #7 Arkansas
	9.950	2/9 at #19 Georgia
	9.950	3/1 vs #9 Alabama
	10.000	3/8 at Podium Challenge
	9.925	3/15 vs North Carolina
	9.975	3/23 at SEC Championships
UB (6)	10.000	1/19 vs #6 Kentucky
	9.925	1/26 at #9 Missouri
	9.925	2/16 vs #12 Auburn
	9.975	3/1 vs #9 Alabama
	10.000	3/8 at Podium Challenge
	9.975	3/15 vs North Carolina
BB (2)	10.000	2/9 at #19 Georgia
	9.950	3/8 at Podium Challenge
FX (4)	10.000	2/2 vs #7 Arkansas
	9.950	2/9 at #19 Georgia
	10.000	3/1 vs #9 Alabama
	9.975	3/8 at Podium Challenge
AA (8)	39.675	1/5 vs #14 Ohio State
	39.825	1/19 vs #6 Kentucky
	39.825	2/2 vs #7 Arkansas
	39.750	2/9 at #19 Georgia
	39.700	2/16 vs #12 Auburn
	39.850	3/1 vs #9 Alabama
	39.925	3/8 at Podium Challenge
	39.800	3/23 at SEC Championships

#### 2023 Titles - 29 total

VT (9)	9.900	1/6 at #3 Utah
	9.925	1/16 vs #1 Oklahoma
	10.000	1/20 vs #12 Missouri
	9.950	1/27 at #23 Arkansas
	9.975	2/3 vs #17 Georgia
	9.975	2/17 vs #2 Florida
	10.000	2/24 at #9 Alabama
	9.975	3/3 at Podium Challenge
	10.000	3/10 vs. West Virginia
AA (11)	39.450	1/6 at #3 Utah
	39.575	1/13 at #12 Kentucky
	39.675	1/16 vs #1 Oklahoma
	39.750	1/20 vs #12 Missouri
	39.575	1/27 at #23 Arkansas
	39.700	2/3 vs #17 Georgia
	39.800	2/24 at #9 Alabama
	39.700	3/3 at Podium Challenge
	39.875	3/10 vs. West Virginia
	39.700	3/31 at NCAA Denver Regional
	39.7250	4/15 at NCAA Championships
Finals		
UB (4)	9.950	1/13 at #12 Kentucky
	9.900	2/3 vs #17 Georgia
	10.00	3/10 vs. West Virginia
	9.975	4/2 at NCAA Denver Regional
BB (2)	9.950	1/13 at #12 Kentucky
	9.950	1/16 vs #1 Oklahoma
FX (3)	9.950	1/20 vs #12 Missouri
	10.00	3/10 vs. West Virginia
	9.950	4/2 at Denver Regional

#### 2022 Titles - 17 Total

VT (7)	9.925	1/7 vs. Centenary
	10.000	2/5 vs. Auburn
	10.000	2/20 at Missouri w/Arkansas
	9.950	2/25 at TWU Quad
	9.950	3/4 vs. Kentucky
	10.000	3/11 vs. Utah
	9.950	3/31 at NCAA Raleigh Regional

UB (4)	9.900	1/28 at Georgia
	9.950	2/11 at Florida
	9.925	2/25 at TWU Quad
	9.950	3/4 vs. Kentucky
AA (4)	39.675	2/18 vs. Alabama
	39.700	2/20 at Missouri w/Arkansas
	39.750	3/4 vs. Kentucky
	39.700	3/11 vs. Utah
BB (2)	9.875	1/7 vs. Centenary
	9.950	3/4 vs. Kentucky

#### 2021 Titles - 14 Total

VT (8)	9.900	1/8 vs. Arkansas
	9.900	1/22 vs. Georgia
	9.900	2/5 at Auburn
	10.000	3/5 vs. Missouri
	9.950	3/20 at SEC Championships
	9.950	4/2 at NCAA Second Round
	10.000	4/3 at NCAA Regional Final
	9.9500	4/16 at NCAA Semifinal II
AA (4)	39.600	1/15 at Arkansas
	39.475	1/22 vs. Georgia
	39.550	2/5 at Auburn
	39.625	3/5 vs. Missouri
FX (2)	9.950	1/15 at Arkansas
	9.950	2/26 at Kentucky

### Sr. Chase Brock - 1 Total Title

1 Vault

#### 2023 Titles - 1 total

VT (1)	9.975	3/3 at Podium Challenge
--------	-------	-------------------------

### Sr. Savannah Schoenherr - 2 Total Titles

2 Bars

#### 2024 Title - 2 Total

UB (2)	9.950	2/2 vs #7 Arkansas
	9.925	2/16 vs #12 Auburn

### Jr. Aleah Finnegan - 20 Total Titles

7 Beam, 8 Floor, 3 All-Around, 2 Vault

#### 2024 Title - 6 Total

VT (1)	9.950	2/16 vs #12 Auburn
BB (1)	9.950	1/5 vs #14 Ohio State
FX (3)	9.975	1/13 at Collegiate Quad
	10.000	2/16 vs #12 Auburn
	10.000	2/23 at #5 Florida
AA (1)	39.625	3/15 vs North Carolina

#### 2023 Title - 14 Total

FX (5)	9.950	1/6 at #3 Utah
	9.950	1/16 vs #1 Oklahoma
	10.000	2/3 vs #17 Georgia
	9.975	2/10 vs #5 Auburn
	10.00	2/24 at #9 Alabama
AA (2)	39.450	1/6 at #3 Utah
	39.800	2/10 vs #5 Auburn
BB (5)	9.950	1/20 vs #12 Missouri
	9.925	1/27 at #23 Arkansas
	9.950	2/10 vs #5 Auburn
	10.000	2/17 vs #2 Florida
	9.975	3/10 vs. West Virginia
VT (1)	10.000	2/10 vs #5 Auburn

#### 2022 Title - 1 Total

BB (1)	9.925	2/25 at TWU Quad
--------	-------	------------------

### Jr. KJ Johnson - 5 Total Titles

2 Vault, 3 Floor

#### 2024 Titles - 1 total

FX (1)	9.997	3/23 at SEC Championships
--------	-------	---------------------------

#### 2023 Titles - 2 total

VT (1)	9.950	1/27 at #23 Arkansas
FX (1)	9.950	2/17 vs. #2 Florida

#### 2022 Titles - 2 Total

FX (1)	9.900	1/7 vs. Centenary
VT (1)	9.950	2/25 at TWU Quad

## CAREER INDIVIDUAL TITLES

### Jr. Alexis Jeffrey - 2 Total Titles 2 Bars

#### 2024 Titles - 1 total

UB (1) 9.875 2/9 at #19 Georgia

#### 2023 Titles - 1 total

UB (1) 9.900 2/3 at #17 Georgia

### So. Ashley Cowan - 1 Total Titles 1 Bars

#### 2024 Titles - 1 total

UB (1) 9.950 3/23 at SEC Championships

### Fr. Konnor McClain - 7 Total Titles 2 Bars, 5 Beam

#### 2024 Titles - 7 total

UB (2) 10.000 1/13 at Sprouts Collegiate

Quad

9.875 2/9 at #19 Georgia

BB (5) 10.000 1/26 at #9 Missouri

9.975 2/2 vs #7 Arkansas

9.975 2/16 vs #12 Auburn

9.975 3/15 vs North Carolina

10.000 3/23 at SEC Championships

### Fr. Amari Drayton - 1 total title 1 Vault

#### 2024 Titles - 1 total

VT (1) 9.975 2/23 at #5 Florida



# 2024 LSU Gymnastics - Week 13 at NCAA Fayetteville Regional

## INDIVIDUAL RECORDS HISTORY

### Single Season Bests

#### Vault Titles

1.	Susan Jackson	12	2010
	Ashleigh Clare-Kearney	12	2008
3.	Ashleigh Clare-Kearney	11	2007
4.	Ashleigh Gnat	10	2016
	Sandra Smith	10	1980
6.	Haleigh Bryant	9	2023
	Ashleigh Gnat	9	2017
	Ashleigh Clare-Kearney	9	2009
	Jennifer Wood	9	1995
	Jennifer Lyerly	9	1987
	Sandra Smith	9	1982

#### Bars Titles

1.	Sarie Morrison	12	2013
2.	Sarah Finnegan	11	2019
	Rheagan Courville	9	2015
	Susan Jackson	9	2010
5.	Sarah Finnegan	8	2018
	Sarie Morrison	8	2014
	Annie Gagnon	8	2004
	Sandra Smith	8	1980
9.	Jeanie Beadle	7	1977

#### Beam Titles

1.	Sarah Finnegan	11	2019
2.	April Burkholder	10	2006
3.	Jessie Jordan	8	2015
	Jeanie Beadle	8	1977
5.	Sandra Smith	7	1980
6.	Sarah Finnegan	6	2018
	Sarah Finnegan	6	2017
	Rheagan Courville	6	2013
	Susan Jackson	6	2010
	Susan Jackson	6	2009
	Ashleigh Clare-Kearney	6	2008
	Lisa Rennie	6	2005

#### Floor Titles

1.	Ashleigh Gnat	12	2017
2.	Sarah Finnegan	11	2019
	Ashleigh Gnat	10	2016
	Lloimincia Hall	10	2013
	Ashleigh Clare-Kearney	10	2009
	Sandra Smith	10	1980
6.	April Burkholder	9	2005
7.	Myia Hambrick	8	2018
	Lloimincia Hall	8	2014
8.	Kiya Johnson	7	2020
	Lloimincia Hall	7	2012
	Susan Jackson	7	2010
	Lauren Klein	7	2007
	April Burkholder	7	2004
	Jeanie Beadle	7	1978

#### All-Around Titles

1.	Sarah Finnegan	14	2019
2.	Haleigh Bryant	11	2023
	Susan Jackson	11	2010
4.	Sandra Smith	10	1980
5.	Rheagan Courville	9	2013
	Ashleigh Clare-Kearney	9	2008
7.	Haleigh Bryant	8	2024
	April Burkholder	8	2004
	Rheagan Courville	8	2014
10.	Sarah Finnegan	7	2018
	April Burkholder	7	2006
	Jennifer Wood	7	1995
	Jeanie Beadle	7	1978

#### Total Individual Titles

1.	Sarah Finnegan	49	2019
2.	Susan Jackson	45	2010
	Sandra Smith	45	1980
4.	Ashleigh Clare-Kearney	39	2008
5.	Ashleigh Clare-Kearney	32	2007
	Jeanie Beadle	32	1977
7.	Ashleigh Clare-Kearney	31	2009
	April Burkholder	31	2006
9.	Haleigh Bryant	30	2023
	Jennifer Wood	30	1995
11.	April Burkholder	29	2004

### Career Bests

#### Vault Titles

1.	Ashleigh Clare-Kearney	37
2.	Haleigh Bryant	32
3.	Rheagan Courville	29
4.	Sandra Smith	26
5.	April Burkholder	23
	Angie Topham	23
7.	Jennifer Wood	22
	Jennifer Lyerly	22
	Ashleigh Gnat	22
10.	Susan Jackson	19
11.	Kennedi Edney	17

#### Bars Titles

1.	Sarie Morrison	28
2.	Sarah Finnegan	27
3.	Rheagan Courville	19
4.	Ashleigh Clare-Kearney	18
5.	Jennifer Wood	16
6.	Jeanie Beadle	15
7.	Haleigh Bryant	14
	Susan Jackson	14
	Sandra Smith	14
10.	Lexie Priessman	13
	Annie Gagnon	13

#### Beam Titles

1.	Sarah Finnegan	27
2.	April Burkholder	24
3.	Jessie Jordan	15
	Amy McClosky	15
4.	Jeanie Beadle	14
5.	Rheagan Courville	13
	Susan Jackson	13
8.	Sandra Smith	12
	Ashleigh Gnat	12
10.	Lisa Rennie	11

#### Floor Titles

1.	Lloimincia Hall	31
2.	Ashleigh Clare-Kearney	27
	April Burkholder	27
4.	Ashleigh Gnat	23
5.	Sandra Smith	22
6.	Kiya Johnson	16
7.	Sarah Finnegan	14
	Myia Hambrick	14
9.	Kiya Johnson	13
	Nicki Arnstad	13
11.	Susan Jackson	12
	Rachelle Fruge'	12
	Jeanie Beadle	12

#### All-Around Titles

1.	Haleigh Bryant	27
2.	Rheagan Courville	26
3.	April Burkholder	25
4.	Sarah Finnegan	23
5.	Ashleigh Clare-Kearney	22
6.	Sandra Smith	19
7.	Susan Jackson	16
8.	Myia Hambrick	14
	Jeanie Beadle	14
10.	Jennifer Wood	11
11.	Kiya Johnson	10
	Kennedi Edney	10
	Jessie Jordan	10
	Amy McClosky	10
	Rachelle Fruge'	10

### Total Individual Titles

1.	Ashleigh Clare-Kearney	114
2.	April Burkholder	108
3.	Sarah Finnegan	95
	Rheagan Courville	95
5.	Sandra Smith	93
6.	Haleigh Bryant	88
7.	Susan Jackson	74
8.	Jeanie Beadle	66
9.	Ashleigh Gnat	62
	Jennifer Wood	62
11.	Myia Hambrick	52
12.	Angie Topham	47
13.	Kiya Johnson	43
	Sarie Morrison	43
15.	Kennedi Edney	42
16.	Jennifer Lyerly	40
17.	Lloimincia Hall	37
	Rachelle Fruge'	37
19.	Kiya Johnson	34
20.	Jessie Jordan	32
	Amy McClosky	32

### Career National Titles

1.	Susan Jackson	3 ('08 VT, '10 BB, '10 AA)
2.	Sarah Finnegan	2 ('17 UB, '19 UB)
	Kennedi Edney	2 ('17 VT, '19 VT)
	Rheagan Courville	2 ('13 VT, '14 VT)
	Ashleigh Clare-Kearney	2 ('09 VT, '09 FX)
6.	Haleigh Bryant	1 ('21 VT)
	Ashleigh Gnat	1 ('17 FX)
	April Burkholder	1 ('06 BB)
	Nicki Arnstad	1 ('02 FX)
	Jeanie Beadle	1 ('77 BB)

### Career SEC Titles

1.	Sarah Finnegan	5 ('18 AA; '19 UB, BB, FX, AA)
	Rheagan Courville	5 ('13 VT/BB/AA, '15 VT/AA)
	Sandra Smith	5 ('81 VT/FX, '82 VT/FX, '83 VT)
5.	Ashleigh Gnat	4 ('16 FX, '17 VT/BB/FX)
	Lloimincia Hall	4 ('12 FX, '13 FX, '14 FX, '15 FX)
6.	Susan Jackson	3 ('08 VT, '09 BB, '10 VT)
	Ashleigh Clare-Kearney	3 ('08 FX/AA, '09 FX)
8.	Rachelle' Fruge	2 ('91 BB/AA)

[18 gymnasts with one title. Last: Elena Arenas, VT; Haleigh Bryant, VT; and Kiya Johnson FX in 2021]

### Career All-America Honors

1.	Sarah Finnegan	23 (11 Reg Season)
	Rheagan Courville	23 (11 Reg Season)
3.	Haleigh Bryant	22 (14 Reg Season)
4.	Myia Hambrick	20 (9 Reg Season)
5.	Kennedi Edney	18 (9 Reg Season)
6.	Ashleigh Gnat	17 (7 Reg Season)
7.	April Burkholder	14
8.	Susan Jackson	12
9.	Jessie Jordan	11 (5 Reg Season)
10.	Jennifer Wood	10

### Career Perfect 10.0 Scores

1.	Haleigh Bryant	16 (9 VT, 3 UB, 3 FX, 1 BB)
2.	Jennifer Wood	9 (all on VT)
	Ashleigh Gnat	9 (4 FX, 5 VT)
4.	April Burkholder	8 (4 FX, 2 VT, 2 BB)
5.	Lloimincia Hall	7 (all on FX)
	Kiya Johnson	8 (5 FX, 2 BB, 1 VT)
7.	Aleah Finnegan	6 (4 FX, 1 VT, 1 BB)
	Sarah Finnegan	6 (2 UB, 2 BB, 2 FX)
9.	Ashleigh Clare-Kearney	5 (4 VT, 1 FX)
10.	Rheagan Courville	3 (all on VT)
11.	Konnor McClain	2 (1 UB, 1 BB)
	Kennedi Edney	2 (1 VT, 1 FX)
	Terin Martinjak	2 (1 BB, 1 FX)
	Nicki Arnstad	2 (all on FX)

# 2024 LSU Gymnastics - Week 13 at NCAA Fayetteville Regional

## PERFECT 10.00 SCORES

### Total Perfect 10.0 Scores in LSU History: 97

#### Vault (38)

Haleigh Bryant	at Podium Challenge	3/8/24
Haleigh Bryant	vs. West Virginia	3/10/23
Haleigh Bryant	at Alabama	2/24/23
Aleah Finnegan	at Auburn	2/10/23
Haleigh Bryant	vs. Missouri	1/20/23
Haleigh Bryant	vs. Utah	3/11/22
Haleigh Bryant	at Missouri w/ Arkansas	2/20/22
Haleigh Bryant	vs. Auburn	2/5/22
Haleigh Bryant	at NCAA Regional Final (Salt Lake City, Utah)	4/3/21
Haleigh Bryant	vs. Missouri	3/5/21
Kiya Johnson	at GymQuarters	2/14/20
Kennedi Edney	at Arizona	3/15/19
Ashleigh Gnat	at SEC Championship Session II	3/18/17
Ashleigh Gnat	vs. Florida	3/5/17
Ashleigh Gnat	at Alabama	1/13/17
Ashleigh Gnat	at Metroplex Challenge	1/30/16
Ashleigh Gnat	vs. Kentucky	1/22/16
Rheagan Courville	vs. Minnesota	3/6/15
Jessie Jordan	vs. Minnesota	3/6/15
Rheagan Courville	at Metroplex Challenge	2/15/14
Rheagan Courville	at SEC Championship Session II	3/23/13
Sarie Morrison	vs. Arkansas	2/15/13
Ashleigh Clare-Kearney	vs. North Carolina State	3/7/09
Ashleigh Clare-Kearney	at NCAA Regional Championships (Baton Rouge)	4/12/08
Ashleigh Clare-Kearney	vs. Michigan State	2/29/08
Ashleigh Clare-Kearney	at Super Six Challenge (Fayetteville, Ark.)	1/5/07
April Burkholder	at Oklahoma	3/11/05
April Burkholder	at Texas Woman's/Arizona	2/23/04
Stephanie Hyett	vs. Illinois-Chicago	3/7/97
Jennifer Wood	vs. New Hampshire/Missouri/Centenary	3/15/96
Jennifer Wood	vs. Alabama	2/23/96
Jennifer Wood	at NCAA Regional Championships	4/7/95
Jennifer Wood	vs. Florida	3/3/95
Jennifer Wood	vs. Arizona	2/24/95
Jennifer Wood	vs. Georgia	2/17/95
Jennifer Wood	vs. Kentucky	3/4/94
Jennifer Wood	vs. North Carolina State	2/25/94
Jennifer Wood	vs. Alabama	2/18/94

#### Bars (9)

Haleigh Bryant	at Podium Challenge	3/8/24
Haleigh Bryant	vs. Kentucky	1/19/24
Konnor McClain	at Sprouts Collegiate Quad	1/13/24
Haleigh Bryant	vs. West Virginia	3/10/23
Sarah Finnegan	at Arizona	3/15/19
Lexie Priessman	vs. Georgia	3/1/19
Sarah Finnegan	vs. Arizona	3/17/18
Sharene Mamby	vs. Denver	1/26/01
Syreeta Barnett	vs. Illinois-Chicago	3/7/97

#### Beam (12)

Konnor McClain	at SEC Championships	3/23/24
Haleigh Bryant	at Georgia	2/9/24
Konnor McClain	at Missouri	1/26/24
Aleah Finnegan	vs. Florida	2/17/23
Kiya Johnson	vs. Alabama	2/18/22
Kiya Johnson	at Florida	1/24/20
Sarah Finnegan	vs. Georgia	3/1/19
Sarah Finnegan	vs. Arizona	3/17/18
April Burkholder	at Oklahoma	3/11/05
Terin Martinjak	at Centenary	3/12/04
April Burkholder	at Centenary	3/12/04
Amy McClosky	vs. New Hampshire/Missouri/Centenary	3/15/96

#### Floor (38)

Haleigh Bryant	vs. Alabama	3/1/24
Aleah Finnegan	at Florida	2/23/24
Aleah Finnegan	vs. Auburn	2/16/24
Haleigh Bryant	vs. Arkansas	2/2/24
Kiya Johnson	vs. Kentucky	1/19/24
Haleigh Bryant	vs. West Virginia	3/10/23
Aleah Finnegan	at Alabama	2/24/23
Aleah Finnegan	vs. Georgia	2/3/23
Kiya Johnson	vs. Auburn	2/5/22
Kiya Johnson	at SEC Championship Session II	3/20/21
Kiya Johnson	vs. Missouri	3/5/21
Kiya Johnson	vs. Arkansas	1/5/21
Sarah Finnegan	at SEC Championship Session II	3/23/19
McKenna Kelley	vs. Oregon State	3/8/19
Kennedi Edney	vs. Oregon State	3/8/19
Myia Hambrick	vs. Auburn	3/4/18
Sarah Finnegan	vs. Auburn	3/4/18
Ashleigh Gnat	at SEC Championship Session II	3/19/16
Ashleigh Gnat	at Texas Woman's/Oregon State/New Hampshire	3/12/16
Ashleigh Gnat	vs. Alabama	3/4/16
Ashleigh Gnat	vs. Auburn	2/19/16
Lloimincia Hall	at Centenary/New Hampshire	3/13/15

# 2024 LSU Gymnastics - Week 13 at NCAA Fayetteville Regional

## HIGHEST ALL-TIME EVENT SCORES - TEAM

### Vault

1.	49.825	vs. Minnesota	3/6/15
2.	49.675	at Podium Challenge at Alabama	3/8/24 2/24/23
		at Arizona	3/15/19
5.	49.650	NCAA Baton Rouge Regional	4/5/14
6.	49.625	at SEC Championships at Kentucky	3/20/21 2/26/21
		vs. Florida	3/5/17
		at Centenary/New Hampshire	3/13/15
		NCAA Central Regional Championships	4/12/08
		at Centenary	3/12/04
12.	49.600	vs. Florida	2/12/21
		at Alabama	1/13/17
		at Oklahoma	2/9/14
		vs. Alabama	3/8/13
16.	49.575	at Florida	1/24/20
		at SEC Championship Session II	3/18/17
		vs. George Washington/Iowa	2/19/17
		at Auburn	2/13/15
		vs. Missouri	2/28/14
		vs. Alabama	1/31/14
22.	49.5625	at NCAA Championships Semifinal II	4/14/17
23.	49.550	at Florida	2/23/24
		at Podium Challenge	3/3/23
		vs. Missouri	3/5/21
		at Florida	2/26/16
		at SEC Championship Session II	3/21/15
		at Florida	2/21/14
		at Auburn	2/22/13
		vs. Centenary	3/18/05

### Bars

1.	49.750	vs. Arizona	3/17/18
2.	49.725	vs. Texas Woman's	2/18/18
3.	49.650	vs. Alabama	3/1/24
		at Sprouts Collegiate Quad	1/13/24
		vs. Kentucky	3/1/02
6.	49.625	vs. North Carolina	3/15/24
		vs. Alabama	1/19/18
8.	49.600	at Arizona	3/15/19
		vs. Arkansas	1/5/18
		vs. Iowa	1/9/15
		at Metroplex Challenge	2/15/14
12.	49.575	at Podium Challenge	3/8/24
		at NC State	3/9/18
14.	49.550	vs. Arkansas	2/2/24
		vs. Florida	2/12/21
		vs. Auburn	3/4/18
		at GymQuarters Invite	2/16/18
		vs. Alabama	2/8/02
		vs. Centenary	2/13/98
20.	49.525	at NCAA Denver Regionals	4/2/23
		vs. Arkansas	2/28/20
		vs. Florida	1/18/19
		vs. Denver	1/26/01
24.	49.500	vs. West Virginia	3/10/23
		vs. Florida	2/17/23
		vs. Oklahoma	1/16/23
		vs. Centenary	1/7/22
		vs. NC State	2/1/19
		NCAA Championships Semifinal I	4/20/18
		vs. George Washington and Iowa	2/19/17
		vs. Florida	2/20/15
		vs. Missouri	2/28/14
		vs. North Carolina/Illinois-Chicago	2/20/09
		vs. Rhode Island/Centenary	3/14/02

### Beam

1.	49.725	vs. Auburn	2/16/24
		vs. Arizona	3/17/18
		at NCAA Super Six Finals	4/15/17
		at Oklahoma	3/11/05
5.	49.650	vs. Alabama	2/18/22
		vs. Oregon State	3/8/19
		vs. Georgia	3/1/19
8.	49.625	vs. North Carolina	3/15/24
		vs. Arkansas	2/2/24
		vs. Georgia	2/6/15
11.	49.600	NCAA Baton Rouge Regional	4/5/14
12.	49.5875	at NCAA Championships Semifinal II	4/17/17
13.	49.575	at Georgia	1/10/20
		at GymQuarters	2/17/17
		at Florida	2/26/16
16.	49.550	at Alabama	2/24/23
		vs. Florida	2/17/23
		at SEC Championships	3/19/22
		vs. Florida	2/12/21
		vs. New Hampshire	3/10/17
		at Texas Woman's	3/13/05
22.	49.525	at NCAA Regional Final	4/3/21

		at Florida	1/24/20
		vs. Auburn	3/4/18
		at GymQuarters	2/16/18
		at Arkansas	2/10/17
27.	49.500	at Podium Challenge	3/8/24
		vs. Utah	3/11/22
		NCAA Regional Final	4/6/19
		at NCAA Raleigh Regional	4/7/18
		at SEC Championship Session II	3/18/17

### Floor

1.	49.775	vs. Alabama	3/1/24
		at Florida	2/23/24
		vs. Arkansas	2/2/24
		vs. Auburn	2/5/22
5.	49.750	vs. West Virginia	3/10/23
6.	49.725	vs. Kentucky	1/19/24
7.	49.7125	at NCAA Championships Semifinal II	4/14/17
8.	49.700	vs. Auburn	3/4/18
		vs. Auburn	2/19/16
		vs. Minnesota	3/6/15
		vs. Missouri	2/28/14
12.	49.675	at SEC Championship Session II	3/23/24
		at Podium Challenge	3/8/24
		vs. Georgia	2/3/23
		vs. Utah	3/11/22
		vs. Oregon State	3/8/19
		vs. Ohio State	3/5/04
18.	49.650	vs. Missouri	3/5/21
		at Missouri	2/9/18
		NCAA Baton Rouge Regional	4/5/14
21.	49.625	vs. Auburn	2/16/24
		at SEC Championship Session II	3/18/23
		vs. Florida	3/5/17
		at Texas Woman's/Oregon State/New Hampshire	3/12/16
		vs. Alabama	3/4/16
		vs. Georgia	2/6/15
		at SEC Championship Session II	3/23/13
28.	49.600	vs. North Carolina	3/15/24
		at SEC Championship Session II	3/23/19
		vs. Texas Woman's	2/18/18
		at Centenary/Texas Woman's	3/21/03
32.	49.575	at Alabama	2/24/23
		vs. Florida	2/17/23
		at Centenary/New Hampshire	3/13/15
		vs. Florida	2/20/15
		vs. Missouri	3/14/98
37.	49.550	vs. Missouri	2/17/19
		at GymQuarters	2/16/18
		at SEC Championship Session II	3/18/17
		vs. George Washington/Iowa	2/19/17
		at Arkansas	2/10/17
		at Kentucky	1/27/17
		at SEC Championship Session II	3/19/16
		at SEC Championship Session II	3/21/15
		at NCAA Super Six Finals	4/19/14
		vs. Alabama	1/31/14
		at NCAA Super Six Finals	4/20/13
		vs. Michigan State	2/29/08
		vs. Arkansas	2/4/05
		vs. Michigan State	1/28/05
		vs. Centenary/Rhode Island	3/14/02

### Team

1.	198.475	vs. Arkansas	2/2/24
2.	198.425	at Podium Challenge	3/8/24
2.	198.375	vs. Minnesota	3/6/15
3.	198.325	vs. Alabama	3/1/24
		NCAA Baton Rouge Regional	4/5/14
5.	198.300	vs. Auburn	2/16/24
6.	198.2750	at NCAA Championships Semifinal II	4/17/17
7.	198.250	vs. North Carolina	3/15/24
8.	198.175	at Arizona	3/15/19
		vs. Texas Woman's	2/18/18
		vs. Florida	3/5/17
11.	198.150	vs. Oregon State	3/8/19
12.	198.125	vs. Kentucky	1/19/24
		vs. Utah	3/11/22
		vs. Arizona	3/17/18
15.	198.100	vs. Florida	2/17/23
		vs. Auburn	3/4/18
17.	198.075	at SEC Championship Session II	3/23/24
		at GymQuarters	2/16/18
		at SEC Championship Session II	3/18/17
		vs. Georgia	2/6/15
21.	198.050	vs. Alabama	2/18/22
		vs. Florida	3/5/21
		vs. Missouri	2/28/14
23.	198.025	vs. West Virginia	3/10/23
24.	197.975	at Alabama	2/24/23
		vs. George Washington/Iowa	2/19/17



NCAA POSTSEASON HISTORY- TEAM

REGIONAL TEAM TITLES - 19 [13 NCAA, 6 AIAW] *AIAW Regional Finish		
Year	Location	Team Score
2019	Baton Rouge, La.	197.500
2018	Raleigh, N.C.	197.675
2017	Lincoln, Neb.	197.450
2016	Athens, Ga.	197.300
2015	Ames, Iowa	197.175
2014	Baton Rouge, La.	198.325
2013	Columbus, Ohio	197.275
2009	Columbus, Ohio	196.875
2008	Baton Rouge, La.	197.625
2005	Durham, N.H.	197.125
2004	Baton Rouge, La.	197.500
2002	Baton Rouge, La.	196.450
1986	Baton Rouge, La.	185.250
1980*	Baton Rouge, La.	147.650
1979*	Baton Rouge, La.	137.550
1978*	Baton Rouge, La.	140.60
1977*	Stillwater, Okla.	134.250
1976*	Baton Rouge, La.	99.900
1975*	Baton Rouge, La.	79.750

TOP 10 NCAA REGIONAL TEAM TOTALS

1.	198.325	2014 Baton Rouge Regional	Baton Rouge, La.
2.	197.750	2023 Denver Regional Final	Denver, Colo.
		2021 Salt Lake City Regional	Salt Lake City, Utah
3.	197.675	2018 Raleigh Regional	Raleigh, N.C.
4.	197.625	2008 Central Regional	Baton Rouge, La.
5.	197.500	2019 Baton Rouge Regional Final	Baton Rouge, La.
		2004 Central Regional	Baton Rouge, La.
7.	197.450	2017 Lincoln Regional	Omaha, Neb.
8.	197.375	2023 Denver Regional Second Round	Denver, Colo.
9.	197.300	2016 Athens Regional	Athens, Ga.
10.	197.275	2013 Columbus Regional	Columbus, Ohio

TOP 10 NCAA REGIONAL EVENT SCORES VAULT

1.	49.650	2014 Baton Rouge Regional	Baton Rouge, La.
2.	49.625	2008 Central Regional	Baton Rouge, La.
3.	49.525	2021 Salt Lake City Regional	Salt Lake City, Utah
		2004 Central Regional	Baton Rouge, La.
5.	49.500	2007 Southeast Regional	Morgantown, W. Va.
6.	49.475	2021 Salt Lake City Regional	Salt Lake City, Utah
		2015 Ames Regional	Ames, Iowa
		2005 Northeast Regional	Durham, N.H.
9.	49.450	2018 Raleigh Regional	Raleigh, N.C.
		2013 Columbus Regional	Columbus, Ohio

BARS

1.	49.525	2023 Denver Regional Final	Denver, Colo.
2.	49.450	2021 Salt Lake City Regional	Salt Lake City, Utah
3.	49.425	2014 Baton Rouge Regional	Baton Rouge, La.
4.	49.400	2017 Lincoln Regional	Lincoln, Neb.
		2004 Central Regional	Baton Rouge, La.
6.	49.375	2018 Raleigh Regional	Raleigh, N.C.
		2009 Central Regional	Columbus, Ohio
8.	49.325	2019 Second Round	Baton Rouge, La.
9.	49.300	2019 NCAA Regional Final	Baton Rouge, La.
		2016 Athens Regional	Athens, Ga.

BEAM

1.	49.600	2014 Baton Rouge Regional	Baton Rouge, La.
2.	49.525	2021 Salt Lake City Regional	Salt Lake City, Utah
3.	49.500	2019 NCAA Regional Final	Baton Rouge, La.
		2018 Raleigh Regional	Raleigh, N.C.
5.	49.425	2023 Denver Regional Final	Denver, Colo.
6.	49.350	2013 Columbus Regional	Columbus, Ohio
7.	49.325	2023 Denver Regional Second Round	Denver, Colo.
		2019 NCAA Second Round	Baton Rouge, La.
		2008 Central Regional	Baton Rouge, La.
10.	49.275	2004 Central Regional	Baton Rouge, La.

FLOOR

1.	49.650	2014 Baton Rouge Regional	Baton Rouge, La.
2.	49.525	2023 Denver Regional Second Round	Denver, Colo.
		2002 Central Regional	Baton Rouge, La.
4.	49.500	2017 Lincoln Regional	Lincoln, Neb.
		2013 Columbus Regional	Columbus, Ohio
6.	49.475	2021 Salt Lake City Regional	Salt Lake City, Utah
7.	49.450	2016 Athens Regional	Athens, Ga.
		2015 Ames Regional	Ames, Iowa
		2005 Northeast Regional	Durham, N.H.
10.	49.400	1999 Central Regional	Baton Rouge, La.

NCAA TEAM NATIONAL CHAMPIONSHIPS - 0

NCAA TEAM FINAL APPEARANCES - 9

2023 (4th place)  
2019 (2nd place)  
2018 (4th place)  
2017 (2nd place)  
2016 (2nd place)  
2014 (3rd place)  
2013 (5th place)  
2009 (6th place)  
2008 (5th place)

TOP 10 NCAA CHAMPIONSHIPS TEAM TOTALS - NCAA SEMIFINAL OR FINAL

1.	198.2750	2017 Prelim-B	St. Louis, Mo.
2.	197.8375	2018 Super Six Finals	St. Louis, Mo.
3.	197.8250	2019 Four on the Floor	Fort Worth, Texas
4.	197.7375	2017 Super Six Finals	St. Louis, Mo.
5.	197.600	2014 Super Six Finals	Birmingham, Ala.
6.	197.5625	2021 Semifinal II	Fort Worth, Texas
7.	197.525	2023 Final Four	Fort Worth, Texas
8.	197.5125	2019 Semifinal I	Fort Worth, Texas
9.	197.475	2023 Semifinal I	Fort Worth, Texas
		2018 Prelim-A	St. Louis, Mo.
11.	197.450	2016 Super Six Finals	Fort Worth, Texas
12.	197.3375	2016 Prelim-A	Fort Worth, Texas

TOP 10 NCAA CHAMPIONSHIPS EVENT SCORES - NCAA SEMIFINAL OR FINAL VAULT

1.	49.5625	2017 Prelim-B	St. Louis, Mo.
2.	49.525	2023 Final Four	Fort Worth, Texas
		2016 Super Six Finals	Fort Worth, Texas
4.	49.5125	2021 NCAA Semifinal II	St. Lake City, Utah
5.	49.500	2013 Prelim-A	Los Angeles, Calif.
6.	49.4625	2018 Super Six Finals	St. Louis, Mo.
7.	49.450	2019 Prelim-A	Fort Worth, Texas
		2009 Prelim-A	Lincoln, Neb.
9.	49.375	2015 Prelim-B	Fort Worth, Texas
10.	49.350	2018 Prelim-A	St. Louis, Mo.
		2014 Prelim-A	Birmingham, Ala.
12.	49.3375	2016 Prelim-A	Fort Worth, Texas

BARS

1.	49.500	2018 Prelim-A	St. Louis, Mo.
2.	49.475	2023 Semifinal I	Fort Worth, Texas
		2018 Super Six Finals	St. Louis, Mo.
		2013 Prelim-A	Los Angeles, Calif.
5.	49.4625	2019 Four on the Floor	Fort Worth, Texas
6.	49.450	2008 Prelim-A	Athens, Ga.
7.	49.4375	2019 Prelim-A	Fort Worth, Texas
8.	49.425	2015 Prelim-B	Fort Worth, Texas
9.	49.4125	2017 Prelim-B	St. Louis, Mo.
10.	49.400	2014 Super Six Finals	Birmingham, Ala.
11.	49.3875	2017 Super Six Finals	St. Louis, Mo.

BEAM

1.	49.7250	2017 Super Six Final	St. Louis, Mo.
2.	49.5875	2017 Prelim-B	St. Louis, Mo.
3.	49.4625	2019 Four on the Floor	Fort Worth, Texas
4.	49.3875	2018 Super Six Finals	St. Louis, Mo.
5.	49.3375	2016 Super Six Finals	Fort Worth, Texas
6.	49.325	2014 Super Six Finals	Birmingham, Ala.
7.	49.300	2016 Prelim-A	Fort Worth, Texas
8.	49.275	2023 Semifinal I	Fort Worth, Texas
9.	49.250	2007 Prelim-B	Salt Lake City, Utah
		2012 Prelim-A	Duluth, Ga.
11.	49.2375	2023 Final Four	Fort Worth, Texas
12.	49.225	2018 Prelim-A	St. Louis, Mo.
		2017 Prelim-B	St. Louis, Mo.

FLOOR

1.	49.7125	2017 Prelim-B	St. Louis, Mo.
2.	49.550	2014 Super Six Finals	Birmingham, Ala.
		2013 Super Six Finals	Los Angeles, Calif.
4.	49.525	2019 Four on the Floor	Fort Worth, Texas
5.	49.5125	2018 Super Six Finals	St. Louis, Mo.
6.	49.500	2021 Semifinal II	Fort Worth, Texas
7.	49.475	2023 Semifinal I	Fort Worth, Texas
		2015 Prelim-B	Fort Worth, Texas
9.	49.4625	2016 Super Six Finals	Fort Worth, Texas
10.	49.4375	2019 Prelim-A	Fort Worth, Texas
11.	49.400	2018 Prelim-A	St. Louis, Mo.

# 2024 LSU Gymnastics - Week 13 at NCAA Fayetteville Regional

## NCAA POSTSEASON HISTORY- INDIVIDUAL

### TOP 10 NCAA REGIONAL INDIVIDUAL ALL-AROUND TOTALS

1.	39.825	Ashleigh Clare-Kearney (won AA)	2008 Central	Baton Rouge, La.
2.	39.725	Rheagan Courville (won AA)	2014 Baton Rouge	Baton Rouge, La.
3.	39.700	Haleigh Bryant	2023 Denver Regional	Denver, Colo.
		Kiya Johnson	2021 Second Round	Salt Lake City, Utah
5.	39.675	April Burkholder (won AA)	2004 Central	Baton Rouge, La.
6.	39.625	Sarah Finnegan (won AA)	2018 Raleigh Regional	Raleigh, N.C.
		Myia Hambrick (won AA)	2018 Raleigh Regional	Raleigh, N.C.
8.	39.600	Sarah Finnegan (won AA)	2019 Regional Final	Baton Rouge, La.
		Susan Jackson (won AA)	2009 Central	Columbus, Ohio
10.	39.575	Jessie Jordan (won AA)	2015 Ames	Ames, Iowa
		April Burkholder (won AA)	2005 Northeast	Durham, N.H.
12.	39.550	Myia Hambrick (won AA)	2016 Athens	Athens, Ga.

### TOP NCAA REGIONAL EVENT SCORES

#### VAULT

1.	10.000	Haleigh Bryant	2021 Regional Final	Salt Lake City, Utah
		Ashleigh Clare-Kearney	2008 Central Regional	Baton Rouge, La.
		Jennifer Wood	1995 Central Regional	Ann Arbor, Mich.
3.	9.975	Sydney Ewing	2016 Athens Regional	Athens, Ga.
		Jennifer Wood	1994 Central Regional	Tuscaloosa, Ala.
5.	9.950	Haleigh Bryant	2021 Second Round	Salt Lake City, Utah
		Kiya Johnson	2021 Second Round	Salt Lake City, Utah
		Kennedi Edney	2018 Raleigh Regional	Raleigh, N.C.
		Myia Hambrick	2018 Raleigh Regional	Raleigh, N.C.
		Rheagan Courville	2014 Baton Rouge Regional	Baton Rouge, La.
		Sarie Morrison	2014 Baton Rouge Regional	Baton Rouge, La.
		Ashleigh Gnat	2014 Baton Rouge Regional	Baton Rouge, La.
		Susan Jackson	2010 Northeast Regional	University Park, Pa.
		Ashleigh Clare-Kearney	2009 Central Regional	Columbus, Ohio
		Susan Jackson	2008 Central Regional	Baton Rouge, La.
		Nicki Butler	2007 Southeast Regional	Morgantown, W. Va.
		Ashleigh Clare-Kearney	2005 Northeast Regional	Durham, N.H.
		Nicki Butler	2005 Northeast Regional	Durham, N.H.
		April Burkholder	2005 Northeast Regional	Durham, N.H.
		Nicki Butler	2004 Central Regional	Baton Rouge, La.
		April Burkholder	2004 Central Regional	Baton Rouge, La.
		Stephanie Hyett	1997 Central Regional	Ann Arbor, Mich.

#### BARS

1.	9.975	Haleigh Bryant	2023 Denver Regional Finals	Denver, Colo.
2.	9.950	Sami Durante	2021 Second Round	Salt Lake City, Utah
		Sarah Finnegan	2019 NCAA Regional Final	Baton Rouge, La.
		Lexie Priessman	2018 Raleigh Regional	Raleigh, N.C.
		Susan Jackson	2010 Northeast Regional	University Park, Pa.
		Annie Gagnon	2005 Northeast Regional	Durham, N.H.
		Jennifer Wood	1994 Central Regional	Tuscaloosa, Ala.
8.	9.925	Haleigh Bryant	2023 Denver Regional	Denver, Colo.
		Sarah Finnegan	2017 Lincoln Regional	Lincoln, Neb.
		Summer Hubbard	2009 Central Regional	Columbus, Ohio
		Summer Hubbard	2008 Central Regional	Baton Rouge, La.
		Sarah Finnegan	2016 Athens Regional	Athens, Ga.

#### BEAM

1.	9.975	Rheagan Courville	2014 Baton Rouge Regional	Baton Rouge, La.
		Ashleigh Clare-Kearney	2008 Central Regional	Baton Rouge, La.
3.	9.950	Haleigh Bryant	2023 Denver Regional	Denver, Colo.
		Sami Durante	2021 Regional Final	Salt Lake City, Utah
		Sarah Finnegan	2019 Regional Final	Baton Rouge, La.
		Ashleigh Gnat	2014 Baton Rouge Regional	Baton Rouge, La.
		Jessie Jordan	2013 Columbus Regional	Columbus, Ohio
6.	9.925	Reagan Campbell	2021 Regional Final	Salt Lake City, Utah
		Bridget Dean	2021 Second Round	Salt Lake City, Utah
		Reagan Campbell	2021 Second Round	Salt Lake City, Utah
		Myia Hambrick	2018 Raleigh Regional	Raleigh, N.C.
		Ashleigh Gnat	2017 Lincoln Regional	Lincoln, Neb.
		Susan Jackson	2009 Central Regional	Columbus, Ohio

#### FLOOR

1.	10.000	Lloimincia Hall	2014 Baton Rouge Regional	Baton Rouge, La.
		Nicki Arnstad	2002 Central Regional	Baton Rouge, La.
3.	9.975	April Burkholder	2005 Northeast Regional	Durham, N.H.
4.	9.950	Haleigh Bryant	2023 Denver Regional	Denver, Colo.
		Kiya Johnson	2021 Regional Final	Salt Lake City, Utah
		Kiya Johnson	2021 Second Round	Salt Lake City, Utah
		Sarah Finnegan	2018 Raleigh Regional	Raleigh, N.C.
		Ashleigh Gnat	2017 Lincoln Regional	Lincoln, Neb.
		Ashleigh Gnat	2016 Athens Regional	Athens, Ga.
		Myia Hambrick	2016 Athens Regional	Athens, Ga.
		Rheagan Courville	2014 Baton Rouge Regional	Baton Rouge, La.
		Lloimincia Hall	2013 Columbus Regional	Columbus, Ohio

### TOP 10 NCAA CHAMPIONSHIPS INDIVIDUAL ALL-AROUND TOTALS

1.	39.7625	Sarah Finnegan	2019 Four on the Floor	Fort Worth, Texas
2.	39.725	Haleigh Bryant	2023 Final Four	Fort Worth, Texas
3.	39.6875	Haleigh Bryant	2023 Semifinal I	Fort Worth, Texas
4.	36.6625	Myia Hambrick	2018 Super Six Finals	St. Louis, Mo.
5.	39.650	Sarah Finnegan	2019 Prelim-A	Fort Worth, Texas
6.	39.625	Haleigh Bryant	2021 Semifinal II	Fort Worth, Texas
		Sarah Finnegan	2017 Super Six Finals	St. Louis, Mo.
		Susan Jackson (won AA)	2010 Prelim-A	Gainesville, Fla.
		Ashleigh Clare-Kearney	2008 Super Six Finals	Athens, Ga.
10.	39.600	Kiya Johnson	2021 Semifinal II	Fort Worth, Texas
		Kennedi Edney	2019 Prelim-B	Fort Worth, Texas
		April Burkholder	2004 Prelim-B	Los Angeles, Calif..

### TOP NCAA CHAMPIONSHIPS EVENT SCORES - SEMIFINALS, CHAMPIONSHIP FINALS

#### or EVENT FINALS

#### VAULT

1.	9.9875	Haleigh Bryant	2023 Semifinal I	Fort Worth, Texas
		Kennedi Edney (won VT)	2017 Prelim-B	St. Louis, Mo.
3.	9.975	Haleigh Bryant	2021 Semifinal II	Fort Worth, Texas
		Rheagan Courville (won VT)	2014 Event Finals	Birmingham, Ala.
5.	9.9625	Sydney Ewing	2017 Prelim-B	St. Louis, Mo.
6.	9.950	Kiya Johnson	2021 Semifinal II	Fort Worth, Texas
		Sarah Edwards	2018 Super Six Finals	St. Louis, Mo.
		Myia Hambrick	2018 Super Six Finals	St. Louis, Mo.
		Ashleigh Gnat	2016 Super Six Finals	Fort Worth, Texas
		Myia Hambrick	2015 Prelim-B	Fort Worth, Texas
		Rheagan Courville	2013 Prelim-A	Los Angeles, Calif.
		Susan Jackson	2010 Prelim-A	Gainesville, Fla.
		Ashleigh Clare-Kearney	2009 Super Six Finals	Lincoln, Neb.
		Ashleigh Clare-Kearney	2009 Prelim-A	Lincoln, Neb.
		Susan Jackson	2009 Prelim-A	Lincoln, Neb.
		Nicki Butler	2007 Prelim-B	Salt Lake City, Utah
		April Burkholder	2004 Prelim-B	Los Angeles, Calif.

#### BARS

1.	9.950	Haleigh Bryant	2023 Final Four	Fort Worth, Texas
		Sarah Finnegan	2019 Four on the Floor	Fort Worth, Texas
		Sarah Finnegan (won UB)	2019 Prelim-A	Fort Worth, Texas
		Lexie Priessman	2018 Super Six Finals	St. Louis, Mo.
		Kennedi Edney	2018 Super Six Finals	St. Louis, Mo.
		Sarah Finnegan (won UB)	2017 Prelim-B	St. Louis, Mo.
		Sarie Morrison	2013 Prelim-A	Los Angeles, Calif.
		Ashleigh Clare-Kearney	2008 Prelim-A	Athens, Ga.
9.	9.9375	Haleigh Bryant	2023 Semifinal I	Fort Worth, Texas
		Kennedi Edney	2018 Prelim-A	St. Louis, Mo.
11.	9.925	Aleah Finnegan	2023 Semifinal I	Fort Worth, Texas
		Kennedi Edney	2019 Prelim-A	Fort Worth, Texas
		Lexie Priessman	2017 Prelim-B	St. Louis, Mo.
		Rheagan Courville	2015 Prelim-B	Fort Worth, Texas
		Sarie Morrison	2014 Super Six Finals	Birmingham, Ala.
		Randii Wyrick	2013 Prelim-A	Los Angeles, Calif.
		Summer Hubbard (Runner up)	2010 Event Finals	Gainesville, Fla.
		Susan Jackson	2010 Prelim-A	Gainesville, Fla.
		Summer Hubbard	2008 Prelim-A	Athens, Ga.

#### BEAM

1.	9.9750	Sarah Finnegan	2017 Super Six Finals	St. Louis, Mo.
2.	9.9625	Susan Jackson (won BB)	2010 Event Finals	Gainesville, Fla.
3.	9.950	Sarah Finnegan	2019 Four on the Floor	Fort Worth, Texas
		Ashleigh Gnat	2017 Super Six Finals	St. Louis, Mo.
		Myia Hambrick	2017 Super Six Finals	St. Louis, Mo.
6.	9.9375	Haleigh Bryant	2023 Semifinal I	Fort Worth, Texas
		Sarah Finnegan (Runner up)	2019 Prelim-A	Fort Worth, Texas
		Sarah Finnegan	2018 Super Six Finals	St. Louis, Mo.
		Kennedi Edney	2017 Super Six Finals	St. Louis, Mo.
		Ashleigh Gnat	2017 Prelim-B	St. Louis, Mo.
		Myia Hambrick	2017 Prelim-B	St. Louis, Mo.

#### FLOOR

1.	9.9625	Aleah Finnegan	2023 Semifinal I	Fort Worth, Texas
		Ashleigh Gnat (won FX)	2017 Prelim-B	St. Louis, Mo.
3.	9.950	Haleigh Bryant	2023 Semifinal I	Fort Worth, Texas
		McKenna Kelley	2019 Prelim-A	Fort Worth, Texas
		Sarah Finnegan	2019 Four on the Floor	Fort Worth, Texas
		Myia Hambrick	2018 Super Six Finals	St. Louis, Mo.
		Sarah Finnegan	2018 Super Six Finals	St. Louis, Mo.
		Myia Hambrick	2018 Prelim-A	St. Louis, Mo.
		Myia Hambrick	2017 Prelim-B	St. Louis, Mo.
		Sarah Finnegan	2017 Prelim-B	St. Louis, Mo.
		McKenna Kelley	2017 Prelim-B	St. Louis, Mo.
		Lloimincia Hall	2014 Super Six Finals	Birmingham, Ala.
		Rheagan Courville	2014 Super Six Finals	Birmingham, Ala.
		Lloimincia Hall	2013 Super Six Finals	Los Angeles, Calif.
		Ashleigh Clare-Kearney (won FX)	2009 Event Finals	Lincoln, Neb.
		Nicki Arnstad (won FX)	2002 Event Finals	Tuscaloosa, Ala.

# 2024 LSU Gymnastics - Week 13 at NCAA Fayetteville Regional

## TOP GYMNASTICS ATTENDANCE FIGURES IN MARAVICH CENTER HISTORY

RANK	ATTENDANCE	OPPONENT	DATE	RESULT	SCORE
1.	13,729	Alabama	1/19/18	W	197.450-196.725
2.	13,659	Auburn	2/5/22	W	197.975-197.750
3.	13,296	Alabama	3/4/16	W	197.925-196.225
4.	13,283	North Carolina	3/15/24	W	198.250-196.075
5.	13,185	Kentucky	2/2/18	W	197.225-196.700
6.	13,179	Minnesota	3/6/15	W	198.375-195.450
7.	12,838	Kentucky	3/4/22	L	197.500-197.450
8.	12,740	Auburn	2/16/24	W	198.300-197.100
9.	12,637	Alabama	1/31/20	L	196.775-196.425
10.	12,609	Florida	3/5/17	W	198.150-196.600
11.	12,580	Alabama	3/1/24	W	198.325-197.325
12.	12,538	Arkansas	2/2/24	W	198.475-196.200
13.	12,450	West Virginia	3/10/23	W	198.025-196.450
14.	12,331	Kentucky	1/19/24	W	198.125-197.600
15.	12,217	Florida	2/20/15	W	197.950-197.425
16.	12,147	Arkansas	2/28/20	W	197.125-195.725
17.	12,099	Georgia	2/3/23	W	197.700-196.925
18.	12,093	Florida	1/18/19	L	197.500-197.425
19.	12,090	Auburn	3/4/18	W	198.100-195.625
20.	12,065	Oklahoma	1/16/23	L	197.450-197.600
21.	12,023	Ohio State	1/5/24	W	196.975-196.775
22.	11,966	Missouri	1/20/23	W	197.150-196.525
23.	11,887	Florida	2/17/23	W	198.100-197.975
24.	11,532	Texas Woman's	1/20/17	W	197.475-192.625
25.	11,515	NC State	2/1/19	W	197.150-195.375
26.	11,287	Arizona	3/17/18	W	198.125-195.525
27.	11,227	Auburn	1/17/20	W	196.575-196.275
28.	11,069	Kentucky	2/16/20	W	197.500-196.625
29.	11,055	Texas Woman's	2/18/18	W	198.175-194.200
30.	11,047	Missouri	2/17/19	W	197.650-195.475
31.	11,015	Oregon State	3/8/19	W	198.150-196.375
32.	10,788	Cal	1/4/19	W	196.775-195.650
33.	10,755	Arkansas	1/5/18	W	197.150-195.350
34.	10,177	Auburn	2/19/16	W	197.825-197.125
35.	10,052	Kentucky	1/22/16	W	196.575-195.100
36.	10,031	Georgia	3/1/19	W	197.900-196.325
37.	10,006	Arizona	1/3/20	W	195.725-195.025
38.	10,001	Missouri	2/3/17	W	197.425-195.425
39.	9,546	New Hampshire	3/10/17	W	197.875-195.300
40.	9,007	George Washington/Iowa	2/19/17	1st	197.975 (LSU)

## YEAR-BY-YEAR HOME RECORD

YEAR	MEETS	RECORD	PERCENTAGE	YEAR	MEETS	RECORD	PERCENTAGE
1975	3	5-0	1.000	1999	6	11-2	.846
1976	4	8-0	1.000	2000	5	5-0	1.000
1977	5	6-0	1.000	2001	5	7-1	.875
1978	5	7-0	1.000	2002	7	12-0	1.000
1979	5	11-1	.917	2003	4	2-2	.500
1980	6	9-0	1.000	2004	6	10-1	.909
1981	4	7-1	.875	2005	6	8-0	1.000
1982	5	5-0	1.000	2006	8	9-7	.563
1983	3	3-0	1.000	2007	6	4-2	.667
1984	3	3-0	1.000	2008	7	11-1	.917
1985	6	2-4	.333	2009	5	5-1	.833
1986	5	8-1	.889	2010	6	6-0	1.000
1987	5	6-0	1.000	2011	5	2-3	.400
1988	6	11-1-1	.846	2012	5	4-1	.800
1989	6	8-1	.889	2013	5	4-1	.800
1990	5	5-0	1.000	2014	7	11-0	1.000
1991	5	2-3	.400	2015	5	5-0	1.000
1992	6	4-8	.333	2016	5	5-0	1.000
1993	5	9-3	.750	2017	6	7-0	1.000
1994	3	3-0-1	.875	2018	6	6-0	1.000
1995	5	5-2	.714	2019	8	11-1	.917
1996	5	8-4	.667	2020	5	4-1	.800
1997	5	3-1-1	.700	2021	4	3-1	.750
1998	6	8-3	.727	2022	5	4-3	.571
				2023	5	4-1	.800
				2024	6	6-0	1.000
				<b>TOTAL</b>	<b>264</b>	<b>312-63-5</b>	<b>.827</b>

2024 LSU Gymnastics - Week 13 at NCAA Fayetteville Regional

2024 TEAM RESULTS

Overall Record: 19-3 Regular Season Record: 19-3 Postseason Record: 0-0 SEC Record: 5-2 Home: 6-0 Away: 4-2 Neutral: 9-1

DATE	MEET	TEAMS	RESULT	TEAM SCORE	VAULT	BARS	BEAM	FLOOR	ATTENDANCE
1/5	Ohio State	#3 LSU	W	196.975	49.375	49.375	48.700	49.525	12,023
		#14 Ohio State	L	196.775	49.300	49.125	49.050	49.300	
1/13	at Sprouts Farmers Market Collegiate Quad (West Valley City, Utah)	#1 Oklahoma	L	197.900	49.450	49.450	49.525	49.475	4,651
		#5 LSU		197.150	49.225	49.650*	48.750	49.525	
		#2 Utah	W	196.975	49.400	49.050	49.175	49.350	
		#12 UCLA	W	197.100	49.400	49.250	49.250	49.200	
1/19	Kentucky^	#8 LSU	W	198.125	49.525	49.450	49.425	49.725	12,331
		#6 Kentucky	L	197.600	49.400	49.450	49.275	49.475	
1/26	at Missouri^	#9 Missouri	W	197.325	49.425	49.400	48.900	49.600	7,336
		#3 LSU	L	197.225	49.325	49.400	49.350	49.150	
2/2	Arkansas^	#5 LSU	W	198.475*#	49.525	49.550	49.625	49.775*#	12,538
		#7 Arkansas	L	196.200	49.200	48.175	49.450	49.375	
2/9	at Georgia^	#3 LSU	W	197.625	49.375	49.300	49.425	49.525	9,811
		#19 Georgia	L	197.075	49.050	49.250	49.300	49.475	
2/16	Auburn^	#3 LSU	W	198.300	49.475	49.475	49.725*#	49.625	12,740
		#12 Auburn	L	197.100	49.250	49.100	49.450	49.300	
2/23	at Florida^	#5 Florida	W	198.150	49.600	49.225	49.625	49.700	8,884
		#2 LSU	L	197.950	49.550	49.275	49.350	49.775*#	
3/1	Alabama	#2 LSU	W	198.325	49.450	49.650*	48.450	49.775*#	12,580
		#9 Alabama	L	197.325	49.225	49.200	49.500	49.400	
3/8	Podium Challenge	#3 LSU	W	198.425	49.675*	49.575	49.500	49.675	3,500
		#14 Auburn	L	197.050	49.025	49.125	49.425	49.475	
		George Washington	L	195.100	49.075	48.300	48.850	48.875	
		Texas Woman's	L	194.725	48.725	48.975	48.100	48.925	
3/15	North Carolina	#2 LSU	W	198.250	49.400	49.625	48.625	49.600	13,283
		North Carolina	L	196.075	49.125	48.425	49.225	49.300	
3/23	SEC Championships^	#3 LSU	W	198.075	49.475	49.450	49.475	49.675	9,878
		#7 Alabama	L	197.750	49.300	49.425	49.550	49.475	
		#6 Kentucky	L	197.600	49.175	49.425	49.500	49.500	
		#4 Florida	L	197.300	49.275	49.450	49.400	49.175	
		#13 Missouri	L	197.275	49.250	49.325	49.300	49.400	
		#12 Arkansas	L	197.050	49.050	49.250	49.450	49.300	
		#14 Auburn	L	196.775	49.075	49.400	49.150	49.150	
		#18 Georgia	L	196.075	48.400	49.450	49.350	48.875	
4/4	NCAA Regional Second Round	--	--	--	--	--	--	--	--
4/6	NCAA Regional Final	--	--	--	--	--	--	--	--
4/18	NCAA Semifinal (Fort Worth, Texas)	--	--	--	--	--	--	--	--
4/20	NCAA Championship (Fort Worth, Texas)	--	--	--	--	--	--	--	--
				Season Average	VT Avg.	UB Avg.	BB Avg.	FX Avg.	
				197.908	49.448	49.481	49.367	49.613	

KEY

^ - Denotes SEC meet, \* - Denotes season high, # - Denotes School Record, + - Denotes advanced on tiebreaker



# 2024 LSU Gymnastics - Week 13 at NCAA Fayetteville Regional

## POSSIBLE LINEUPS (based off previous meet)

Vault	Season High	Beam	Season High	All-Around	Season High
KJ Johnson	9.925	Sierra Ballard	9.900	Haleigh Bryant	39.925
Aleah Finnegan	9.950	Savannah Schoenherr	9.850	Kiya Johnson	39.675
Amari Drayton	9.975	Konnor McClain	10.000		
Savannah Schoenherr	9.925	Kiya Johnson	9.950		
Kiya Johnson	9.950	Haleigh Bryant	10.000		
Haleigh Bryant	10.000	Aleah Finnegan	9.950		

Bars	Season High	Floor	Season High
Kiya Johnson	9.950	Konnor McClain	9.975
Ashley Cowan	9.950	Amari Drayton	9.925
Olivia Dunne	9.800	KJ Johnson	9.975
Konnor McClain	10.000	Aleah Finnegan	10.000
Savannah Schoenherr	9.950	Haleigh Bryant	10.000
Haleigh Bryant	10.000	Kiya Johnson	10.000

## 2024 GYMNAST SEASON AND CAREER HIGHS

NAME	SEASON HIGHS					CAREER HIGHS				
	VAULT	BARS	BEAM	FLOOR	ALL-AROUND	VAULT	BARS	BEAM	FLOOR	ALL-AROUND
Elena Arenas	--	--	--	--	--	9.950	9.900	9.925	9.925	39.425
Sierra Ballard	--	--	9.900	9.900	--	--	--	9.925	9.925	--
Annie Beard	--	--	9.875	--	--	--	--	9.875	--	--
Chase Brock	9.875	--	--	--	--	9.975	9.875	--	9.925	--
Haleigh Bryant	10.000	10.000	10.000	10.000	39.925	10.000	10.000	10.000	10.000	39.925
Kylie Coen	--	--	--	--	--	--	--	--	--	--
Ashley Cowan	--	9.950	--	--	--	--	9.950	--	--	--
Amari Drayton	9.975	--	--	9.925	--	9.975	--	--	9.925	--
Olivia Dunne	--	9.800	--	9.875	--	--	9.925	--	9.900	--
Aleah Finnegan	9.950	9.875	9.950	10.000	39.625	10.000	9.925	10.000	10.000	39.800
Cammy Hall	--	--	--	--	--	9.950	--	--	--	--
Jillian Hoffman	--	--	--	--	--	9.975	--	--	9.975	--
Alexis Jeffrey	--	9.900	9.925	--	--	--	9.950	9.925	9.750	--
Kiya Johnson	9.950	9.950	9.950	10.000	39.675	10.000	9.950	10.000	10.000	39.750
KJ Johnson	9.925	--	--	9.975	--	9.950	--	9.875	9.975	--
Konnor McClain	--	10.000	10.000	9.975	--	--	10.000	10.000	9.975	--
Leah Miller	--	--	--	--	--	--	--	--	--	--
Kai Rivers	--	--	--	--	--	9.900	9.900	9.950	--	--
Savannah Schoenherr	9.925	9.950	9.850	--	--	9.975	9.975	9.875	9.925	--
Alyona Shchennikova	--	--	--	--	--	9.950	9.950	9.925	9.975	39.525
Tori Tatum	--	9.950	--	--	--	8.750	9.950	--	--	--
Bryce Wilson	--	--	--	--	--	9.925	--	9.850	--	--

## 2024 INDIVIDUAL TITLES

### Jan. 5 vs Ohio State

Haleigh Bryant - VT (9.950), AA (39.675)  
 Kiya Johnson - UB (9.925)  
 Aleah Finnegan - BB (9.950)

### Jan. 13 at Sprouts Collegiate Quad

Aleah Finnegan 0 FX (9.975)  
 Konnor McClain - UB (10)

### Jan. 19 vs Kentucky

Haleigh Bryant - VT (9.975), UB (10), AA (39.825)  
 Kiya Johnson - FX (10)

### Jan. 26 at Missouri

Haleigh Bryant - UB (9.925)  
 Konnor McClain - BB (10)  
 Kiya Johnson - AA (39.500)

### Feb. 2 vs. Arkansas

Haleigh Bryant - VT (9.975), FX (10), AA (39.825)  
 Savannah Schoenherr - UB (9.950)  
 Konnor McClain - BB (9.975)

### Feb. 9 at Georgia

Haleigh Bryant - VT (9.950), BB (10), FX (9.950), AA (39.750)  
 Alexis Jeffrey - UB (9.875)  
 Konnor McClain - UB (9.875)

### Feb. 16 vs Auburn

Haleigh Bryant - UB (9.925), AA (39.700)  
 Aleah Finnegan - VT (9.950), FX (10)  
 Savannah Schoenherr - UB (9.925)  
 Konnor McClain - BB (9.975)

### Feb. 23 at Florida

Aleah Finnegan - FX (10)  
 Amari Drayton - VT (9.975)

### March 1 vs Alabama

Haleigh Bryant - VT (9.950), UB (9.975),  
 FX (10), AA (39.850)

### March 8 at Podium Challenge

Haleigh Bryant - VT (10), UB (10), BB (9.950)  
 FX (9.975), AA (39.925)  
 Kiya Johnson - FX (9.975)

### March 15 vs North Carolina

Haleigh Bryant - VT (9.925), UB (9.975)  
 Konnor McClain - BB (9.975)  
 Kiya Johnson - FX (9.975)  
 Aleah Finnegan - AA (39.625)

### March 23 at SEC's

Haleigh Bryant - VT (9.975), AA (39.800)  
 Ashley Cowan - UB (9.950)  
 Konnor McClain - BB (10)  
 Kiya Johnson - FX (9.975)  
 KJ Johnson - FX (9.975)

2024 LSU Gymnastics - Week 13 at NCAA Fayetteville Regional

2024 INDIVIDUAL RESULTS AND STATISTICS

Elena Arenas

		Vault	Bars	Beam	Floor	A-A
1/5	#14 Ohio State	--	--	--	--	--
1/13	at Sprouts Collegiate Quad	--	--	--	--	--
1/19	Kentucky	--	--	--	--	--
1/26	at Missouri	--	--	--	--	--
2/2	Arkansas	--	--	--	--	--
2/9	at Georgia	--	--	--	--	--
2/16	Auburn	--	--	--	--	--
2/23	at Florida	--	--	--	--	--
3/1	Alabama	--	--	--	--	--
3/8	Podium Challenge	--	--	--	--	--
3/15	North Carolina	--	--	--	--	--
3/23	SEC Championships	--	--	--	--	--
Season Average		--	--	--	--	--
Season High		--	--	--	--	--
Career High		9.950	9.900	9.925	9.925	39.425

Sierra Ballard

		Vault	Bars	Beam	Floor	A-A
1/5	#14 Ohio State	--	--	9.200	9.900	--
1/13	at Sprouts Collegiate Quad	--	--	9.775	9.825	--
1/19	Kentucky	--	--	9.900	9.875	--
1/26	at Missouri	--	--	9.850	9.775	--
2/2	Arkansas	--	--	9.900	--	--
2/9	at Georgia	--	--	9.825	--	--
2/16	Auburn	--	--	9.875	9.775	--
2/23	at Florida	--	--	9.825	--	--
3/1	Alabama	--	--	9.825	9.900	--
3/8	Podium Challenge	--	--	9.850	--	--
3/15	North Carolina	--	--	9.850	--	--
3/23	SEC Championships	--	--	9.800	--	--
Season Average		--	--	9.790	9.842	--
Season High		--	--	9.900	9.900	--
Career High		--	--	9.925	9.925	--

Annie Beard

		Vault	Bars	Beam	Floor	A-A
1/5	#14 Ohio State	--	--	--	--	--
1/13	at Sprouts Collegiate Quad	--	--	9.225	--	--
1/19	Kentucky	--	--	9.875	--	--
1/26	at Missouri	--	--	9.750	--	--
2/2	Arkansas	--	--	--	--	--
2/9	at Georgia	--	--	--	--	--
2/16	Auburn	--	--	--	--	--
2/23	at Florida	--	--	9.675	--	--
3/1	Alabama	--	--	--	--	--
3/8	Podium Challenge	--	--	--	--	--
3/15	North Carolina	--	--	--	--	--
3/23	SEC Championships	--	--	--	--	--
Season Average		--	--	9.631	--	--
Season High		--	--	9.875	--	--
Career High		--	--	9.875	--	--

Chase Brock

		Vault	Bars	Beam	Floor	A-A
1/5	#14 Ohio State	--	--	--	--	--
1/13	at Sprouts Collegiate Quad	--	--	--	--	--
1/19	Kentucky	9.500	--	--	--	--
1/26	at Missouri	--	--	--	--	--
2/2	Arkansas	--	--	--	--	--
2/9	at Georgia	--	--	--	--	--
2/16	Auburn	--	--	--	--	--
2/23	at Florida	--	--	--	--	--
3/1	Alabama	9.875	--	--	--	--
3/8	Podium Challenge	--	--	--	--	--
3/15	North Carolina	9.850	--	--	--	--
3/23	SEC Championships	--	--	--	--	--
Season Average		9.742	--	--	--	--
Season High		9.875	--	--	--	--
Career High		9.975	9.875	--	9.925	--

Haleigh Bryant

		Vault	Bars	Beam	Floor	A-A
1/5	#14 Ohio State	9.950	9.875	9.925	9.925	39.675
1/13	at Sprouts Collegiate Quad	9.900	9.925	9.900	9.900	39.625
1/19	Kentucky	9.975	10.000	9.900	9.950	39.825
1/26	at Missouri	9.900	9.925	9.850	--	--
2/2	Arkansas	9.975	9.900	9.950	10.000	39.825
2/9	at Georgia	9.950	9.850	10.000	9.950	39.750
2/16	Auburn	9.900	9.925	9.950	9.925	39.700
2/23	at Florida	9.925	9.925	9.950	9.950	39.750
3/1	Alabama	9.950	9.975	9.925	10.000	39.850
3/8	Podium Challenge	10.000	10.000	9.950	9.975	39.925*
3/15	North Carolina	9.925	9.975	9.950	--	--
3/23	SEC Championships	9.975	9.925	9.950	9.950	39.800
Season Average		9.944	9.933	9.933	9.952	39.772
Season High		10.000	10.000	10.000	10.000	39.925
Career High		10.000	10.000	10.000	10.000	39.925

Kylie Coen

		Vault	Bars	Beam	Floor	A-A
1/5	#14 Ohio State	--	--	--	--	--
1/13	at Sprouts Collegiate Quad	--	--	--	--	--
1/19	Kentucky	--	--	--	--	--
1/26	at Missouri	--	--	--	--	--
2/2	Arkansas	--	--	--	--	--
2/9	at Georgia	--	--	--	--	--
2/16	Auburn	--	--	--	--	--
2/23	at Florida	--	--	--	--	--
3/1	Alabama	--	--	--	--	--
3/8	Podium Challenge	--	--	--	--	--
3/15	North Carolina	--	--	--	--	--
3/23	SEC Championships	--	--	--	--	--
Season Average		--	--	--	--	--
Season High		--	--	--	--	--
Career High		--	--	--	--	--

Ashley Cowan

		Vault	Bars	Beam	Floor	A-A
1/5	#14 Ohio State	--	9.800	--	--	--
1/13	at Sprouts Collegiate Quad	--	--	--	--	--
1/19	Kentucky	--	9.375	--	--	--
1/26	at Missouri	--	9.900	--	--	--
2/2	Arkansas	--	9.775	--	--	--
2/9	at Georgia	--	--	--	--	--
2/16	Auburn	--	9.900	--	--	--
2/23	at Florida	--	9.825	--	--	--
3/1	Alabama	--	9.925	--	--	--
3/8	Podium Challenge	--	9.850	--	--	--
3/15	North Carolina	--	9.950*	--	--	--
3/23	SEC Championships	--	9.950*	--	--	--
Season Average		--	9.827	--	--	--
Season High		--	9.950	--	--	--
Career High		--	9.950	--	--	--

Amari Drayton

		Vault	Bars	Beam	Floor	A-A
1/5	#14 Ohio State	9.925	--	--	9.925	--
1/13	at Sprouts Collegiate Quad	9.825	--	--	--	--
1/19	Kentucky	9.875	--	--	9.900	--
1/26	at Missouri	9.775	--	--	9.875	--
2/2	Arkansas	9.900	--	--	9.900	--
2/9	at Georgia	9.825	--	--	9.825	--
2/16	Auburn	9.900	--	--	9.925	--
2/23	at Florida	9.975	--	--	9.925	--
3/1	Alabama	9.725	--	--	9.925	--
3/8	Podium Challenge	9.900	--	--	9.875	--
3/15	North Carolina	9.850	--	--	9.900	--
3/23	SEC Championships	9.825	--	--	9.850	--
Season Average		9.858	--	--	9.893	--
Season High		9.975	--	--	9.925	--
Career High		9.975	--	--	9.925	--

# 2024 LSU Gymnastics - Week 13 at NCAA Fayetteville Regional

## 2024 INDIVIDUAL RESULTS AND STATISTICS

### Olivia Dunne

		Vault	Bars	Beam	Floor	A-A
1/5	#14 Ohio State	--	--	--	9.875	--
1/13	at Sprouts Collegiate Quad	--	--	--	9.850	--
1/19	Kentucky	--	--	--	--	--
1/26	at Missouri	--	--	--	--	--
2/2	Arkansas	--	--	--	9.875	--
2/9	at Georgia	--	--	--	9.800	--
2/16	Auburn	--	--	--	9.850	--
2/23	at Florida	--	--	--	--	--
3/1	Alabama	--	--	--	--	--
3/8	Podium Challenge	--	9.875	--	9.900	--
3/15	North Carolina	--	--	--	9.850	--
3/23	SEC Championships	--	9.800	--	--	--
<b>Season Average</b>		--	<b>9.838</b>	--	<b>9.857</b>	--
<b>Season High</b>		--	<b>9.875</b>	--	<b>9.900</b>	--
<b>Career High</b>		--	<b>9.925</b>	--	<b>9.900</b>	--

### Aleah Finnegan

		Vault	Bars	Beam	Floor	A-A
1/5	#14 Ohio State	9.875	--	9.950	9.900	--
1/13	at Sprouts Collegiate Quad	9.800	--	9.925	9.975	--
1/19	Kentucky	--	--	9.850	--	--
1/26	at Missouri	9.800	--	9.100	9.350	--
2/2	Arkansas	9.875	--	9.900	9.925	--
2/9	at Georgia	9.850	--	9.825	9.925	--
2/16	Auburn	9.950	--	9.925	10.000	--
2/23	at Florida	9.800	--	9.800	10.000	--
3/1	Alabama	9.875	--	9.875	9.950	--
3/8	Podium Challenge	9.900	--	9.900	9.825	--
3/15	North Carolina	9.875	9.875	9.925	9.950	39.625
3/23	SEC Championships	9.850	--	9.875	9.750	--
<b>Season Average</b>		<b>9.859</b>	<b>9.875</b>	<b>9.821</b>	<b>9.868</b>	<b>39.625</b>
<b>Season High</b>		<b>9.950</b>	<b>9.875</b>	<b>9.950</b>	<b>10.000</b>	<b>39.625</b>
<b>Career High</b>		<b>10.000</b>	<b>9.925</b>	<b>10.000</b>	<b>10.000</b>	<b>39.800</b>

### Cammy Hall

		Vault	Bars	Beam	Floor	A-A
1/5	#14 Ohio State	--	--	--	--	--
1/13	at Sprouts Collegiate Quad	--	--	--	--	--
1/19	Kentucky	--	--	--	--	--
1/26	at Missouri	--	--	--	--	--
2/2	Arkansas	--	--	--	--	--
2/9	at Georgia	--	--	--	--	--
2/16	Auburn	--	--	--	--	--
2/23	at Florida	--	--	--	--	--
3/1	Alabama	--	--	--	--	--
3/8	Podium Challenge	--	--	--	--	--
3/15	North Carolina	--	--	--	--	--
3/23	SEC Championships	--	--	--	--	--
<b>Season Average</b>		--	--	--	--	--
<b>Season High</b>		--	--	--	--	--
<b>Career High</b>		<b>9.950</b>	--	--	--	--

### Jillian Hoffman

		Vault	Bars	Beam	Floor	A-A
1/5	#14 Ohio State	--	--	--	--	--
1/13	at Sprouts Collegiate Quad	--	--	--	--	--
1/19	Kentucky	--	--	--	--	--
1/26	at Missouri	--	--	--	--	--
2/2	Arkansas	--	--	--	--	--
2/9	at Georgia	--	--	--	--	--
2/16	Auburn	--	--	--	--	--
2/23	at Florida	--	--	--	--	--
3/1	Alabama	--	--	--	--	--
3/8	Podium Challenge	--	--	--	--	--
3/15	North Carolina	--	--	--	--	--
3/23	SEC Championships	--	--	--	--	--
<b>Season Average</b>		--	--	--	--	--
<b>Season High</b>		--	--	--	--	--
<b>Career High</b>		<b>9.975</b>	--	--	<b>9.975</b>	--

### Alexis Jeffrey

		Vault	Bars	Beam	Floor	A-A
1/5	#14 Ohio State	--	9.900	9.775	--	--
1/13	at Sprouts Collegiate Quad	--	9.900	9.775	--	--
1/19	Kentucky	--	9.800	--	--	--
1/26	at Missouri	--	9.875	--	--	--
2/2	Arkansas	--	9.875	9.875	--	--
2/9	at Georgia	--	9.875	9.775	--	--
2/16	Auburn	--	9.850	9.925	--	--
2/23	at Florida	--	9.850	--	--	--
3/1	Alabama	--	9.875	9.900	--	--
3/8	Podium Challenge	--	9.900	9.900	--	--
3/15	North Carolina	--	9.850	9.725	--	--
3/23	SEC Championships	--	--	--	--	--
<b>Season Average</b>		--	<b>9.868</b>	<b>9.831</b>	--	--
<b>Season High</b>		--	<b>9.900</b>	<b>9.925</b>	--	--
<b>Career High</b>		--	<b>9.950</b>	<b>9.925</b>	<b>9.750</b>	--

### Kiya Johnson

		Vault	Bars	Beam	Floor	A-A
1/5	#14 Ohio State	9.800	9.925	9.850	--	--
1/13	at Sprouts Collegiate Quad	9.775	9.950	9.375	9.875	38.975
1/19	Kentucky	9.900	9.850	9.900	10.000	39.650
1/26	at Missouri	9.850	9.850	9.900	9.900	39.500
2/2	Arkansas	9.900	9.900	9.900	9.975	39.675
2/9	at Georgia	9.900	9.850	9.850	9.925	39.525
2/16	Auburn	9.850	9.875	9.950	--	--
2/23	at Florida	9.950	9.825	9.825	9.950	39.550
3/1	Alabama	9.875	9.900	9.875	--	--
3/8	Podium Challenge	9.875	9.875	9.900	9.975	39.625
3/15	North Carolina	--	--	9.925	9.975	--
3/23	SEC Championships	9.925	9.825	9.775	9.975	39.500
<b>Season Average</b>		<b>9.873</b>	<b>9.875</b>	<b>9.835</b>	<b>9.950</b>	<b>39.500</b>
<b>Season High</b>		<b>9.950</b>	<b>9.950</b>	<b>9.950</b>	<b>10.000</b>	<b>39.675</b>
<b>Career High</b>		<b>10.000</b>	<b>9.950</b>	<b>10.000</b>	<b>10.000</b>	<b>39.750</b>

### KJ Johnson

		Vault	Bars	Beam	Floor	A-A
1/5	#14 Ohio State	9.825	--	--	9.850	--
1/13	at Sprouts Collegiate Quad	9.925	--	--	9.925	--
1/19	Kentucky	9.850	--	--	9.950	--
1/26	at Missouri	9.875	--	--	9.725	--
2/2	Arkansas	9.875	--	--	--	--
2/9	at Georgia	9.850	--	--	9.900	--
2/16	Auburn	9.775	--	--	9.925	--
2/23	at Florida	9.825	--	--	9.950	--
3/1	Alabama	9.875	--	--	9.975	--
3/8	Podium Challenge	9.925	--	9.725	9.950	--
3/15	North Carolina	9.875	--	--	9.775	--
3/23	SEC Championships	9.875	--	--	9.975	--
<b>Season Average</b>		<b>9.863</b>	--	<b>9.725</b>	<b>9.900</b>	--
<b>Season High</b>		<b>9.925</b>	--	<b>9.725</b>	<b>9.975</b>	--
<b>Career High</b>		<b>9.950</b>	--	<b>9.875</b>	<b>9.975</b>	--

### Konnor McClain

		Vault	Bars	Beam	Floor	A-A
1/5	#14 Ohio State	--	--	8.950	--	--
1/13	at Sprouts Collegiate Quad	--	10.000	--	--	--
1/19	Kentucky	--	9.875	9.800	9.925	--
1/26	at Missouri	--	9.175	10.000	9.875	--
2/2	Arkansas	--	9.925	9.975	9.975	--
2/9	at Georgia	--	9.875	9.925	--	--
2/16	Auburn	--	--	9.975	--	--
2/23	at Florida	--	9.825	9.950	9.900	--
3/1	Alabama	--	9.900	9.875	9.925	--
3/8	Podium Challenge	--	--	--	--	--
3/15	North Carolina	--	9.875	9.975	9.925	--
3/23	SEC Championships	--	9.900	10.000	9.925	--
<b>Season Average</b>		--	<b>9.817</b>	<b>9.843</b>	<b>9.921</b>	--
<b>Season High</b>		--	<b>10.000</b>	<b>10.000</b>	<b>9.975</b>	--
<b>Career High</b>		--	<b>10.000</b>	<b>10.000</b>	<b>9.975</b>	--

# 2024 LSU Gymnastics - Week 13 at NCAA Fayetteville Regional

## 2024 INDIVIDUAL RESULTS AND STATISTICS

### Leah Miller

		Vault	Bars	Beam	Floor	A-A
1/5	#14 Ohio State	--	--	--	--	--
1/13	at Sprouts Collegiate Quad	--	--	--	--	--
1/19	Kentucky	--	--	--	--	--
1/26	at Missouri	--	--	--	--	--
2/2	Arkansas	--	--	--	--	--
2/9	at Georgia	--	--	--	--	--
2/16	Auburn	--	--	--	--	--
2/23	at Florida	--	--	--	--	--
3/1	Alabama	--	--	--	--	--
3/8	Podium Challenge	--	--	--	--	--
3/15	North Carolina	--	--	--	--	--
3/23	SEC Championships	--	--	--	--	--
<b>Season Average</b>		--	--	--	--	--
<b>Season High</b>		--	--	--	--	--
<b>Career High</b>		--	--	--	--	--

### Tori Tatum

		Vault	Bars	Beam	Floor	A-A
1/5	#14 Ohio State	--	--	--	--	--
1/13	at Sprouts Collegiate Quad	--	9.850	--	--	--
1/19	Kentucky	--	--	--	--	--
1/26	at Missouri	--	--	--	--	--
2/2	Arkansas	--	--	--	--	--
2/9	at Georgia	--	--	--	--	--
2/16	Auburn	--	9.800	--	--	--
2/23	at Florida	--	--	--	--	--
3/1	Alabama	--	9.950	--	--	--
3/8	Podium Challenge	--	--	--	--	--
3/15	North Carolina	--	--	--	--	--
3/23	SEC Championships	--	--	--	--	--
<b>Season Average</b>		--	9.867	--	--	--
<b>Season High</b>		--	9.950	--	--	--
<b>Career High</b>		8.750	9.950	--	--	--

### Kai Rivers

		Vault	Bars	Beam	Floor	A-A
1/5	#14 Ohio State	--	--	--	--	--
1/13	at Sprouts Collegiate Quad	--	--	--	--	--
1/19	Kentucky	--	--	--	--	--
1/26	at Missouri	--	--	--	--	--
2/2	Arkansas	--	--	--	--	--
2/9	at Georgia	--	--	--	--	--
2/16	Auburn	--	--	--	--	--
2/23	at Florida	--	--	--	--	--
3/1	Alabama	--	--	--	--	--
3/8	Podium Challenge	--	--	--	--	--
3/15	North Carolina	--	--	--	--	--
3/23	SEC Championships	--	--	--	--	--
<b>Season Average</b>		--	--	--	--	--
<b>Season High</b>		--	--	--	--	--
<b>Career High</b>		9.900	9.900	9.950	--	--

### Bryce Wilson

		Vault	Bars	Beam	Floor	A-A
1/5	#14 Ohio State	--	--	--	--	--
1/13	at Sprouts Collegiate Quad	--	--	--	--	--
1/19	Kentucky	--	--	--	--	--
1/26	at Missouri	--	--	--	--	--
2/2	Arkansas	--	--	--	--	--
2/9	at Georgia	--	--	--	--	--
2/16	Auburn	--	--	--	--	--
2/23	at Florida	--	--	--	--	--
3/1	Alabama	--	--	--	--	--
3/8	Podium Challenge	--	--	--	--	--
3/15	North Carolina	--	--	--	--	--
3/23	SEC Championships	--	--	--	--	--
<b>Season Average</b>		--	--	--	--	--
<b>Season High</b>		--	--	--	--	--
<b>Career High</b>		9.925	--	9.850	--	--

### Savannah Schoenherr

		Vault	Bars	Beam	Floor	A-A
1/5	#14 Ohio State	9.625	9.850	--	--	--
1/13	at Sprouts Collegiate Quad	9.700	9.875	--	--	--
1/19	Kentucky	9.925	9.925	--	--	--
1/26	at Missouri	9.900	9.850	--	--	--
2/2	Arkansas	9.800	9.950	--	--	--
2/9	at Georgia	9.825	9.850	--	--	--
2/16	Auburn	9.875	9.925	--	--	--
2/23	at Florida	9.875	9.850	--	--	--
3/1	Alabama	9.950	9.925	--	--	--
3/8	Podium Challenge	9.950	9.925	--	--	--
3/15	North Carolina	9.875	9.950	--	--	--
3/23	SEC Championships	9.850	9.850	9.850	--	--
<b>Season Average</b>		9.836	9.891	9.850	--	--
<b>Season High</b>		9.950	9.950	9.850	--	--
<b>Career High</b>		9.975	9.975	9.875	9.925	--

### Alyona Shchennikova

		Vault	Bars	Beam	Floor	A-A
1/5	#14 Ohio State	--	--	--	--	--
1/13	at Sprouts Collegiate Quad	--	--	--	--	--
1/19	Kentucky	--	--	--	--	--
1/26	at Missouri	--	--	--	--	--
2/2	Arkansas	--	--	--	--	--
2/9	at Georgia	--	--	--	--	--
2/16	Auburn	--	--	--	--	--
2/23	at Florida	--	--	--	--	--
3/1	Alabama	--	--	--	--	--
3/8	Podium Challenge	--	--	--	--	--
3/15	North Carolina	--	--	--	--	--
3/23	SEC Championships	--	--	--	--	--
<b>Season Average</b>		--	--	--	--	--
<b>Season High</b>		--	--	--	--	--
<b>Career High</b>		9.950	9.950	9.925	9.975	39.525