

# LSU VOLLEYBALL

16 NCAA Appearances • 2 Final Four Appearances • 9 SEC Titles

NCAA Final Four: 1990, 1991

SEC Regular Season Championships: 1986, 1989, 1990, 1991, 2009

SEC Tournament Championships: 1986, 1989, 1990, 1991



## 2024 SCHEDULE

DATE	OPPONENT	TV	TIME/SCORE
8/30	New Hampshire	SECN+	W, 3-2
8/30	Maryland	SECN+	W, 3-1
8/31	Troy	SECN+	L, 3-2
9/5	at Duke	ACCNX	W, 3-1
9/6	vs. Florida Int. ^	ACCNX	W, 3-2
9/7	vs. Davidson ^	ACCNX	W, 3-0
9/12	at #18 Baylor	ESPN+	L, 3-1
9/13	vs. Samford ^	ESPN+	W, 3-1
9/19	Boston College	SECN+	W, 3-1
9/20	North Florida	SECN+	W, 3-0
9/20	San Diego	SECN+	L, 3-0
9/27	Missouri*	SECN+	7 pm
9/29	#8 Texas*	SECN	2 pm
10/4	at Mississippi St.*	SECN+	3 pm
10/6	at Ole Miss*	SECN+	2 pm
10/11	Oklahoma*	SECN+	7 pm
10/13	Texas A&M*	SECN+	1 pm
10/20	Florida*	ESPN2	Noon
10/25	at Auburn*	SECN+	6:30 pm
10/27	at Georgia*	SECN+	1 pm
11/3	Alabama*	SECN+	1 pm
11/8	at Tennessee*	SECN+	5:30 pm
11/10	at Kentucky*	SECN	3:30 pm
11/13	South Carolina*	SECN+	7 pm
11/17	Arkansas*	SECN	2 pm
11/24	at Texas A&M*	SECN+	2 pm
11/29	at Alabama.*	SECN+	3 pm

### Bold Indicates Home

All times are central and subject to change

^ - at Duke Tournament

^ - at Baylor Invitational

\* - SEC Match

SECN - SEC Network

SECN+ - SEC Network Plus

ACCNX - ACC Network Extra



/LSUVOLLEYBALL



@LSUVOLLEYBALL



@LSUVOLLEYBALL

## THE MATCHUP

Match 12-13 | Sept. 27,29 | Baton Rouge, La. | The PMAC



### LSU Tigers

Record	8-3
SEC	0-0
vs. Top-25	0-1
Streak	L1
AVCA Ranking	NR
Head Coach	Tonya Johnson
Record at LSU	35-34
Season	3rd Season
Career Record	120-106
Season	8th Season



### Missouri Tigers

Record	8-3, 0-0 SEC
Streak	W5
AVCA Ranking	NR
Head Coach	Dawn Sullivan
Record at Mizzou	26-16 (2nd Season)
Career Record	135-54 (7th Season)



### Texas Longhorns

Record	5-3, 0-0 SEC
Streak	W2
AVCA Ranking	8
Head Coach	Jerritt Elliott
Record at Texas	594-117 (24th Season)
Career Record	644-129 (26th Season)

## TRACKING THE TIGERS

The 2024 season is the 50th year of LSU Volleyball. The LSU volleyball program has made 16 NCAA appearances, including two Final Four appearances (1990, 1991), and has earned 10 AVCA All-American and 99 All-SEC selections.

Head coach Tonya Johnson is in her third season leading the program. She is the sixth head coach for the LSU Tigers volleyball program.

Johnson played for the Tigers from 1987-90 and helped the program reach its first Final Four Appearance in 1990. She was also an assistant coach under predecessor and AVCA Hall of Fame coach Fran Flory.

The SEC has four teams in the latest AVCA Top 25 rankings, including new addition in No. 8 Texas, No. 12 Kentucky, No. 15 Florida and T-No. 20 Tennessee.

LSU is 7-13 all-time against Missouri but is on a three-match winning streak, and 4-23 against Texas.

LSU is 26-15 in SEC home openers and 20-21 in all SEC season openers.

The Tigers ended their non-conference schedule with a 2-1 weekend with wins over Boston College and North Florida, before falling to San Diego.

LSU is hitting .229 behind 13.48 kills per set and has 54 aces. Defensively they rank No. 4 in the SEC with 14.89 digs per set and average 2.09 blocks per set to hold its opponent to a .206 hitting percentage.

The Tigers return eight players from the 2023 roster, four of whom played in five or more sets. On the other hand, LSU welcomes 10 newcomers, including seven true freshmen and three transfers.

Outside hitter Jurnee Robinson leads the SEC and ranks No. 2 in the NCAA with 5.24 kills per set and rank No. 2 in the conference and No. 4 in the nation with 5.80 points per set. She has six double-doubles and six 20-kill performances this season.

Middle blockers Angie Lee and Jessica Jones has dominated in the middle as they have combined for 160 kills on a .310 hitting percentage and 1.97 blocks per set on 87 total blocks.

Lee had a career-high eight blocks versus Samford, and leads LSU with 1.02 blocks per set and is second on the team with 87 kills, while Jones averages 0.95 blocks per set and logged her first career double-double with 12 kills and 12 blocks against Troy.

Graduate transfer setter Bailey Ortega ranks No. 2 in the SEC with 468 assists (No. 12 in NCAA) and 10.64 assists per set (No. 17 in NCAA). Ortega has three matches with 50 or more assists and now has 2,642 career assists.

Right side Jade Demps - a 2021 National Champion with Wisconsin - has 80 kills, a team-high 11 aces, 26 blocks and 2.38 digs per set (100 total).

Outside hitter AC Froehlich has 66 total kills and nine aces this season. She had a breakout weekend at Duke where she logged 3.88 points, 3.17 kills per set seven aces and 27 digs.

Freshman libero Aly Kirkhoff anchors the defense with a team-high 3.44 digs per set behind 148 digs.

The Tigers' three transfers are setter Bailey Ortega (Iowa), Rumur Rouille (Long Island) and Ana Tevdoradze (Miami Dade College).

The freshmen class includes setter Shea Bruntmyer (Abilene, Texas), defensive specialist/libero Sophie Bonnafee (Covington, La.), middle blocker Jessica Jones (Frisco, Texas), defensive specialist/libero Aly Kirkhoff (Indianapolis, Ind.), defensive specialist/libero Remi Nuss (Overland Park, Kan.), and outside hitters Laine Pyles (Keller, Texas) and Bri Watson (Flower Mound, Texas).



## 2024 LSU ROSTER

NO.	NAME	POS	HT.	CL.-EXP	HOMETOWN (PREVIOUS SCHOOL)
0	Mackenzie Boyer	MB	6-3	R-Fr.-HS	Austin, Texas (Vandegrift HS)
1	Ana Tevdoradze	OH/RS	6-3	Jr.-TR	Tbilisi, Georgia (Miami Dade College)
2	Bailey Ortega	S	5-9	Gr.-TR	Davenport, Iowa (Iowa)
3	Aly Kirkhoff	DS/L	5-6	Fr.-HS	Indianapolis, Ind. (Roncalli HS)
4	Angelina Lee	MB	6-2	So.-1L	Long Island, N.Y. (Farmersville HS)
5	Jurnee Robinson	OH	6-1	So.-1L	Simpsonville, S.C. (Mauldin HS)
6	Madison Martin	DS/L	5-8	Sr.-3L	Ormond Beach, Fla. (Mt. Carmel Academy)
7	Jessica Jones	MB	6-2	Fr.-HS	Frisco, Texas (Wakeland HS)
8	Ella Hemmings	DS/L	5-6	So.-1L	Brownsburg, Ind. (Brownsburg HS)
9	Shea Bruntmyer	S	5-9	Fr.-HS	Abilene Texas (IMG Academy)
11	Lainee Pyles	OH	6-2	Fr.-HS	Keller, Texas (Fossil Ridge HS)
12	Bri Watson	OH	6-1	Fr.-HS	Flower Mound, Texas (Flower Mound HS)
13	AC Froehlich	OH/RS	6-1	So.-1L	Lafayette, La. (St. Thomas More HS)
14	Rumur Rouille	MB	6-4	Sr.-TR	Tuscon, Ariz. (Long Island)
16	Mika Rome	S	5-10	R-Fr.-HS	Ra'anana, Israel (Mekif HaSharon School)
18	Remi Nuss	DS/L	5-6	Fr.-HS	Overland Park, Kan. (Blue Valley Northwest HS)
23	Jade Demspss	RS	6-2	Sr.-1L	Raleigh, N.C. (Wisconsin)
24	Sophie Bonnafee	DS/L	5-7	Fr.-HS	Covington, La. (Archbishop Hannan HS)

## COACHING STAFF

**Head Coach:** Tonya Johnson (LSU, 1993)  
**Record at LSU (Years):** 35-34 (3rd)  
**Overall Record (Years):** 120-106 (8th)  
**Associate Head Coach:** Jill Wilson (LSU, 2001)  
**Assistant Coach:** Kevin Inlow (Texas, 2016)  
**Assistant Coach:** Ashley Shook (Texas, 2020)  
**Director of Ops.:** Blaire Hiler (Kentucky, 2011)

## TEAM INFORMATION

2023 Record	11-17
2023 SEC Record	6-12
2023 Postseason	N/A
2023 AVCA Final Ranking	N/A
Returning/Lost	8/12
Starters Returning/Lost	3/3
Newcomers	10

## PRONUNCIATION GUIDE

<b>Mackenzie Boyer</b>	Muh-KEN-zie
<b>Ana Tevdoradze</b>	OHN-uh Tehv-doe-RAH-seh
<b>Bailey Ortega</b>	Ore-TAY-guh
<b>Aly Kirkhoff</b>	AL-ee KIRK-hoff
<b>Jurnee Robinson</b>	jer-nee
<b>Shea Bruntmyer</b>	Shay
<b>Lainee Pyles</b>	LAY-nee Piles
<b>AC Froehlich</b>	FRAY-lick
<b>Rumur Rouille</b>	ROOM-er RUE-lay
<b>Mika Rome</b>	MEE-cuh
<b>Sophie Bonnafee</b>	BOHN-uh-fee

## PROGRAM HISTORY

All-Time Record	1,058-674 (.610)
All-Time SEC Record	346-274 (.558)
SEC Western Division Titles	7
Seasons	2005-2011
SEC Regular Season Titles	5
Seasons	1986, 1989, 1990, 1991, 2009
SEC Tournament Titles	4
Seasons	1986, 1989, 1990, 1991
NCAA Tournament Record	15-16 (.483)
NCAA Tournament Appearances	16
Seasons	1986-87, 1989-92, 2005-10, 2013-14, 2017, 2022
Final Four Appearances	2 (1990, 1991)

## MEDIA CREDENTIALS

Requests for working media credentials should be directed to Keonte Herrera, the Communications Director for LSU Volleyball.

All media members are encouraged to apply for season credentials. Single-game credentials can be picked up an hour before match time at the press will call table located in the Northeast Corridor of the Maravich Center.

## INTERVIEWS

Postmatch interviews with players and coaches are done courtside after a 10-minute cooling-off.

For assistance with opposing coaches and players, please contact the opposing school's SID for their postmatch media procedures.

Media outlets looking to interview players or coaches outside of match days must make their request 24 hours in advance through Keonte' Herrera. Please do not contact Coach Johnson or student-athletes directly.

## SEC MEDIA INFORMATION

Jill Skotarczak is the volleyball media relations director for the SEC and can be reached via email at jskotarczak@sec.org.

Each Monday, the league will name a Player of the Week, a Defensive Player of the Week and a Freshman of the Week.

## WWW.LSUSPORTS.NET

Information about LSU volleyball, including player bios, game recaps and notes packets, is available online at the Official Website of LSU Athletics, [www.LSUsports.net](http://www.LSUsports.net).

Final box scores, game-by-game stats, as well as overall stats for the entire season can also be found online at [www.LSUsports.net](http://www.LSUsports.net).

## ATHLETICS COMMUNICATIONS

### Mailing Address

LSU Athletics Administration Building  
Baton Rouge, LA 70803

### Overnight Shipping Address

LSU Athletics Administration Building  
Nicholson Dr. at N. Stadium Drive  
Baton Rouge, LA 70803

### Keonte' Herrera

**Cell Phone:** 254-338-7609

**Email:** [kkh@lsu.edu](mailto:kkh@lsu.edu)

## AVCA POLL

### 2024 AVCA/TARAFLEX Division I Top 25 Coaches Poll (September 23)

Rk.	Team (1st Votes)	Points	Rec.	Prev.
1	Pittsburgh [60]	1,524	9-0	1
2	Nebraska [1]	1,442	10-1	5
3	Stanford	1,387	8-1	2
4	Penn State	1,342	10-1	3
5	Louisville	1,257	8-2	4
6	Creighton	1,184	9-2	9
7	Wisconsin	1,146	6-3	7
8	Texas	1,090	5-3	8
9	Kansas	1,017	9-1	10
10	Purdue	948	9-2	6
11	Oregon	881	8-1	12
12	Kentucky	832	6-5	11
13	Georgia Tech	808	8-1	13
14	Arizona State	695	11-1	14
15	Florida	613	9-2	16
16	Minnesota	586	7-3	17
17	BYU	424	7-3	19
18	Florida State	410	8-2	18
19	Baylor	353	8-3	20
20-T	USC	347	8-2	21
20-T	Tennessee	347	7-3	15
22	TCU	335	8-2	23
23	SMU	309	8-3	22
24	Dayton	163	10-1	24
25	Miami (FL)	100	9-2	NR

**Receiving Votes:** Washington 94; Auburn 75; Arkansas 50; Marquette 39; Utah 9; San Diego 5

8 teams mentioned on only one ballot for a total of 18 combined points

DATE	AVCA RANKING [VOTES]
Preseason	NR
Week 1: September 2	NR
Week 2: September 9	NR
Week 3: September 16	NR
Week 4: September 23	NR
Week 5: September 30	--
Week 6: October 7	--
Week 7: October 14	--
Week 8: October 21	--
Week 9: October 28	--
Week 10: November 4	--
Week 11: November 11	--
Week 12: November 18	--
Week 13: November 25	--
Week 14: December 2	--
Final Poll: December 16	--

#### LAST TIME RANKED

15 [11/29/10]

#### MOST WEEKS RANKED

24 [09/04/06-10/15/07]; [10/12/09-11/29/10]

#### HIGHEST RANKING

10 [10/02/06, 10/26/06]

## 50 YEARS OF LSU VOLLEYBALL

The 2024 season will be LSU's 50th year of volleyball. The program has produced 10 AVCA All-American selections, including five first-team selections, 36 AVCA All-Region selections, 99 All-SEC selections, five SEC Freshmen of the Year, two SEC Defensive Players of the Year, and one SEC Player of the Year.

The Tigers first played in 1974 under head coach Jinks Coleman, who posted a 23-6 record. Coleman coached the program's first three seasons (1974-1976) and has an overall record of 81-26, boasting the best coaching winning percentage at .757.

After eight years with head coaches Garry Owens (1977-1980) and Ruth Nelson (1981-1984) splitting them evenly, Head Coach Scott Luster took the reins for the next 13 seasons (1985-1997). During his tenure, LSU won four SEC regular-season and tournament championship titles (1986-1991) and made back-to-back NCAA Final Four appearances in 1990 and 1991.

Fran Flory was named head coach in 1998 and is the all-time wins leader with 405 victories in 24 seasons (1998-2021). Flory led the Tigers to seven consecutive SEC Western Division Titles (2005-2011) and one regular-season SEC Championship in 2009.

Tonya Johnson, a member of the first LSU team to reach the NCAA Final Four, now leads the program since the 2022 season. In her first season, the Tigers reached the NCAA Tournament for the first time since 2017.

### THE STAFF

The 2024 season will be the third under head coach Tonya Johnson and her staff, which includes associate head coach and recruiting coordinator Jill Wilson and assistant coaches Kevin Inlow and Ashley Shook.

In the first year of the current staff's tenure, LSU made its first NCAA Tournament appearance since 2017 and won its first NCAA Tournament match since 2014, a 3-1 victory against Hawai'i on Dec. 2, 2022, in Stanford, Calif.

### AVCA RANKINGS

The SEC has four teams ranked in the latest AVCA/TARAFLEX Division I Top 25 Poll, including one in the top 10 (No. 8 Texas). Kentucky is ranked No. 12, Florida is at No. 15, and Tennessee is tied at No. 20. LSU will play each of the five ranked SEC teams in league play.

### MORE CHANGES TO THE SEC

The SEC welcomes Oklahoma University and the University of Texas to the league beginning in the 2024 season. However, that is not the last change to come for the league.

In 2025, Vanderbilt will add volleyball to the SEC, coinciding with the return of the SEC Volleyball Tournament for the first time since 2005. The championship event will be held at Enmarket Arena in Savannah, Ga. from 2025-2027. All conference teams will participate in the tournament. The 2025 SEC Volleyball Championship will take place on Nov. 21-25, 2025.

### IT JUST MEANS MORE

LSU is 26-15 in SEC home openers and has won five consecutive SEC openers at the PMAC and six of the last seven matches, including a 3-1 victory over Missouri last season.

Overall, the Tigers are 20-21 in SEC openers, home or away.

### THE SERIES

LSU is 7-13 all-time against Missouri and 4-23 versus Texas.

LSU is on a three-match winning streak against Missouri, including two victories in Baton Rouge.

The Tigers are looking for their first win against the Longhorns since 1991. LSU has lost the last 13 matches against Texas, and has been swept in the last seven matchups. This will be the first conference meeting between LSU and Texas.

### LAST TIME OUT

LSU concluded its non-conference schedule with a 2-1 weekend tournament. The Tigers picked up a 3-1 win over Boston College and a sweep against North Florida in front of a record-setting 3,547 fans in attendance. LSU fell in three sets to San Diego to end the weekend.

The Tigers averaged 13.20 kills per set, dug 17.90 balls per set, and totaled 17 blocks in 10 sets last weekend.

### COMING TO SEE THE TIGERS

LSU set a new attendance record of 3,547 fans at its Second Annual Field Trip Match against North Florida on Sept. 20. The Tigers' previous attendance record was 2,326 against South Carolina on Sept. 21, 2007. The Bayou Bengals are averaging 1,788 fans over six dates in 2024.

### ON THE PROWL

The LSU offense ranks No. 4 in the SEC with 593 total kills and 549 total assists. The Tigers are hitting .229 on the season behind 13.48 kills per set, 12.48 assists per set and 1.23 aces per set (54 total).



THE TIGERS' DEFENSE

The Tigers are holding opponents to a .206 hitting percentage and has held five opponents below .200 in a match this season, including two below .150.

LSU ranks No. 4 in the SEC with 14.89 digs per set and No. 3 with in the league with 655 total digs. The Tigers have two matches with 70 or more digs this year (vs. Florida International and Samford).

At the net, LSU has 92 blocks and averages 2.09 blocks per set.

THE BLOCK IS HOT

LSU's season-high 18-block performance versus Troy was the program's first time reaching 15 or more blocks since recording 16 at South Carolina on Oct. 19, 2022, and the second-most blocks of any SEC team in a single match this season. LSU's second double-digit blocking performance came against Samford, where they stuffed 14 balls in the four-set win.

J5 OUT THE GATES

Robinson has had one of the best starts of any player in all of Division I volleyball, averaging 21.5 kills and 23.8 points per match in nine matches played.

Robinson leads the SEC with 5.24 kills per set (No. 2 in NCAA), and ranks No. 2 in the conference with 194 total kills (No. 11 in NCAA), 5.80 points per set (No. 4 in NCAA) and 214.5 total points (No. 18 in NCAA).

Robinson has six double-doubles and six 20-kill performances in nine matches played. She has logged a career-high 28 kills twice this season and opened the season with four consecutive double-doubles. Of her 11 career double-doubles, six of them feature kills of 20 or more.

Robinson is the first Tiger to log 25 kills or more in a match since All-American Taylor Bannister in 2021 and has done it three times this season (vs. New Hampshire, Maryland and FIU).

Robinson also has nine aces, 21 total blocks, and averages 2.51 digs per set.

ROBINSON EARNS SEC PLAYER OF THE WEEK

Outside hitter Jurnee Robinson wins her second career SEC weekly accolade after being named the SEC Offensive Player of the Week on Sept. 9, 2024 due to her performance at the Duke Tournament Sept. 5-7, 2024.

Robinson led the Tigers with 5.83 points and 5.42 kills per set in North Carolina. She also had six blocks and two aces. Robinson tallied two double-doubles on the weekend and two matches with 20 or more kills.

Robinson was tabbed the SEC Freshman of the Week in 2023 after the opening weekend where she recorded 23 kills against UCLA in consecutive matches.

EMBRACE THE JURNEE

Robinson was placed on the 2024 Preseason All-SEC Team after being named the 2023 AVCA South Region Freshman of the Year and SEC All-Freshman Team after averaging 3.87 kills and 4.46 points per set in 2023. Those marks ranked No. 6 in the SEC, No. 5 among all NCAA Division I freshmen, and No. 56 and No. 52 in Division I volleyball, respectively. Robinson's 3.87 kills per set in 2023 is the eighth most in the program's single-season record book.

TROUBLE IN THE MIDDLE

LSU's middle blockers Angelina Lee and Jessica Jones are a problem at the net. The duo has combined for 160 kills on a .310 hitting percentage and 87 blocks, averaging 1.97 blocks per set this season.

BLOCKED BY ANGIE

Lee leads LSU with 1.02 blocks per set and 45 blocks this season, including seven solo blocks. Offensively, she is second on the team with 87 kills and is hitting .290 on the season.

Lee has recorded logged a career-high eight blocks (two solos) against Samford and five career-high 10-kill matches this season.

Lee, a sophomore, totaled 48 kills and 32 blocks (0.92/set) in just 37 sets played last season.

WHO? JESS JONES!

Freshman middle blocker Jessica Jones averages 0.95 blocks per set on 42 total blocks this season. She also has 73 kills and leads the team with a .333 hitting percentage, which ranks No. 9 in the SEC with minimums of 3.33 attacks per set and played in 66.7% of their team's sets. Jones also has four aces.

Jones recorded her first collegiate double-double with 12 kills and 12 blocks versus Troy (Aug. 31), becoming the first LSU Tiger to log 10 or more blocks in a single match since Whitney Forman in 2021..

On opening weekend, Jones finished with 1.14 blocks per set and 16 total blocks, and landed 25 kills on a .400 hitting percentage.

JD MAKING IT HAPPEN

Right side Jade Demps 80 total kills, 26 blocks, a team-high 11 aces and averages 2.38 digs per set (100 total).

In her return home to North Carolina, Demps opened the weekend by matching a career-high 17 digs against Duke (Sept. 5) and ended the weekend by tying her career-best .545 hitting percentage after garnering six kills on 11 errorless swings versus Davidson (Sept. 7).

During opening weekend, Demps filled the stat sheet with 21 kills, 11 blocks (0.92/set), five aces and 2.42 digs per set (29 total).

Demps had career-highs of 13 kills and career-high seven blocks against Troy (Aug. 31), and also matched a career-high three aces versus Maryland (Aug. 30) during opening weekend.

TIGER TRENDS	
Overall	8-3
SEC	0-0
Non-Conference	8-3
Home	4-2
Away	1-1
Neutral	3-0
SEC Home	0-0
SEC Away	0-0
Non-Conference Home	4-2
Non-Conference Away	1-1
Non-Conference Neutral	3-0
Top 10 Opponents	0-0
Top 25 Opponents	0-1
Three-Set Matches	2-1
Four-Set Matches	4-1
Five-Set Matches	2-1
Win First Set	7-0
Lose First Set	1-3
Leading 2-0	4-0
Tied 1-1	2-2
Trailing 2-0	1-1
Leading 2-1	4-1
Trailing 2-1	2-1
Tied 2-2	2-1
Hitting Below .200	3-1
Hitting .200-.249	2-1
Hitting .250-.299	1-1
Hitting Above .300	2-0
August	2-1
September	6-2
October	0-0
November	0-0
December	0-0
Monday	0-0
Tuesday	0-0
Wednesday	0-0
Thursday	2-1
Friday	5-1
Saturday	1-1
Sunday	0-0
Day Matches	4-1
Night Matches	4-2
Purple Jerseys	1-2
Gold Jerseys	3-1
White Jerseys	3-0
Black Jerseys	1-0

2024 SEC STANDINGS			
TEAM	OVERALL	SEC	STREAK
Arkansas	11-2	1-0	W3
Tennessee	8-3	1-0	W3
Auburn	10-1	0-0	W4
Texas A&M	9-1	0-0	W1
Ole Miss	10-2	0-0	W8
Florida	9-2	0-0	W4
South Carolina	9-2	0-0	W2
Oklahoma	6-2	0-0	W1
<b>LSU</b>	<b>8-3</b>	<b>0-0</b>	<b>L1</b>
Missouri	8-3	0-0	W5
Alabama	8-4	0-1	L3
Mississippi St.	6-3	0-0	W5
Texas	5-3	0-0	W2
Georgia	6-5	0-1	L2
Kentucky	6-5	0-0	L3

2024 HONORS & AWARDS	
<b>Jurnee Robinson</b>	
SEC Offensive Player of the Week (Sept. 9)	
Preseason All-SEC	

DOUBLE-DOUBLES					
NAME	'21	'22	'23	'24	CAR.
Bailey Ortega	7	-	2	4	13
Jurnee Robinson	-	-	5	6	11
Jade Demps	2	-	3	-	5
AC Froehlich	-	-	-	1	1
Jessica Jones	-	-	-	1	1

**ADDED CHAMPIONSHIP PEDIGREE**  
 Demps, a National Champion at Wisconsin, came to LSU in 2023. Jade helped the Badgers reach three consecutive NCAA Tournament appearances, two Final Four appearances and won the 2021 NCAA Division I Volleyball National Championship title.  
 In her first year with LSU, Demps totaled 182 kills, 137 digs, 37 blocks, 23 assists and nine aces. She had three double-doubles last season and has five in her career.

**THE HOMETOWN KID**  
 Outside hitter AC Froehlich has 66 kills (2.13/set) and has nine aces. She also has 53 digs and seven blocks in 31 sets played.  
 After being the only Louisiana native on the 2023 roster, Froehlich now has company thanks to freshman defensive specialist Sophie Bonnafee, who is from Covington, La.  
 Bonnafee is a three-time Louisiana State Champion at Archbishop Hannan High School.

**AC BREAKOUT IN N.C.**  
 Froehlich had a career weekend as she finished the Duke Tournament with 3.88 points and 3.17 kills per set. She led the team with seven aces and had three blocks and 2.25 digs per set.  
 After logging 14 kills and a career-high four aces against Duke (Sept. 5) to open the weekend, Froehlich turned in her first career double-double with career highs of 15 kills and 14 digs and added three more aces in the five-set win over FIU (Sept. 6).

**SETTING THE TONE**  
 Graduate transfer setter Bailey Ortega ranks No. 2 in the SEC with 10.64 assists per set (No. 17 in the NCAA) and 468 assists (No. 12 in the NCAA). She now has 2,642 career assists entering the weekend.  
 Ortega also averages 2.43 digs per set (107 total) and has 26 kills and 14 blocks, highlighted by two solo blocks.  
 Ortega has four double-doubles and three matches with 50 or more assists this season, including a career-high 58 assists. Ortega claimed her 10th career double-double in her first match as an LSU Tiger with 55 assists and 11 digs versus New Hampshire (Aug. 30), and had 50 assists and a career-high 17 digs against FIU (Sept. 6).  
 Ortega transferred in from Iowa, where she ranks No. 9 all-time with 2,174 career assists. She is 358 assists shy of 3,000 career assists.

**GEAUX BIG WITH B**  
 Ortega has delved into the opportunities LSU has to offer and started a podcast titled Geaux Big with B, which is part of the Hey Fightin' Podcast Network.

**L1 and L2**  
 LSU has taken full advantage of the new rule that permits two liberos.  
 Freshman libero Aly Kirkhoff leads LSU with 3.44 digs per set and 148 total digs. Kirkhoff averaged 5.50 digs per set (44 total) at the Baylor Invitational, and logged a season-high 26 digs versus Samford (Sept. 13). Kirkoff's 26 digs is the second-most among SEC players in a four-set match.  
 Libero Ella Hemmings has 41 digs this season with one ace and one kill - her lone career kill.

**LAINEE P HEATING UP**  
 Outside hitter Lainee Pyles has 52 kills, 10 blocks, nine aces and 17 digs in 26 sets played.  
 Pyles had a breakout weekend at the Baylor Invitational, leading LSU with 23 kills behind a .314 hitting percentage and had four blocks and one ace for a team-high 26 points.  
 After landing nine kills on a .316 hitting percentage with one ace against No. 18 Baylor, Pyles turned in 14 kills on a .313 clip and had four blocks against Samford.  
 Pyles has recorded an ace in three consecutive matches, including a season-high three aces versus North Florida (Sept. 20).

**SNEAKY PICKUP**  
 Pin hitter Ana Tevdoradze has 14 kills, 25 digs, four aces and a block this season.  
 Tevdoradze is from the country of Georgia and is a 2023 NJCAA and AVCA All-American after averaging 3.94 kills per set with a .277 hitting percentage at Miami Dade College (MDC). She also had 35 blocks, 27 aces, 4.51 points per set and 2.69 digs per set last season to help MDC become runner-ups in the NJCAA Championship match.  
 In her career at MDC, Tevdoradze averaged 4.10 points, 3.51 kills, a .274 hitting percentage, 2.25 digs per set, 83 total blocks and 41 total aces.

**JOURNEY TO THE AMERICAN DREAM**  
 Tevdoradze's journey from Georgia to America is nothing short of remarkable. Faced with challenges like borrowing gear to play, Ana and her family took a leap, moving to Florida with hopes of her playing NCAA Division I Volleyball. Initially told she wasn't ready, mainly due to a language barrier.  
 Ana didn't give up. Instead, she tackled a significant hurdle—learning English—by immersing herself in classes and YouTube. Her hard work paid off at Miami Dade College, where she led her team to back-to-back NJCAA Championship matches.  
 Now, in Division I, Ana is determined to succeed and make her mark as a professional. Reflecting on her journey, Ana says, "The opportunities I have here are incredible. I won't take them for granted and will work tirelessly to succeed."

NATIONAL TEAM EXPERIENCE

Tevdoradze has played with the Georgian National Team for six years, including in the European Championship Qualifier against Portugal on August 17, 2024. In that match, Tevdoraze was second on the team with nine kills, two blocks and 11 points.

Tevdoradze was the captain of the Georgian National Team's 16, 17, and 18U teams.

RUMUR HAS IT

Middle blocker Rumur Rouille is a two-time All-Northeast Conference (NEC) selection at Long Island (LIU). Last season, she helped LIU win its 12th NEC Championship and registered seven blocks in the 2023 NCAA Tournament against No. 1 Nebraska on Dec. 1, 2023.

Rouille enters her final season of eligibility with a career average of 1.17 blocks per set (294 total). She led the NEC in blocks for two consecutive seasons, including last season's 134 total blocks and 1.24 blocks per set. Offensively, she has 288 career kills behind a .249 hitting percentage in 81 matches played.

Rouille was named the 2023-2024 NEC Scholar-Athlete of the Year and is a two-time College Sports Communicator's Academic All-District selection.

EXPERIENCED TIGERS

The Tigers return eight players from the 2023 roster, but only four played in five sets or more. The production of those four returners represents 48.1 percent of kills and 68.0 percent of blocks from the 2023 season.

NEW LOOK TIGERS

LSU have 10 newcomers on the 2024 roster, including seven true freshmen and three transfers.

PORTAL REPORTS

LSU picked up three players from the transfer portal, including graduate setter Bailey Ortega (Iowa), middle blocker Rumur Rouille (Long Island), and pin hitter Ana Tevdoradze (Miami Dade College).

INTERNATIONAL TIGERS

Pin hitter Ana Tevdoradze is the first Division I volleyball athlete from the country of Georgia.

Redshirt freshman setter Mika Rome is from Israel. Mika, who entered college with an injury, will miss the 2023 and 2024 seasons.

THE NEWCOMERS

The 2024 signing class features true freshmen: middle blocker Jessica Jones, defensive specialist Aly Kirkhodd, and outside hitters Lainee Pyles and Bri Watson.

The class is a decorated bunch. Three players (Jones, Kirkhoff, and Watson) were named 2023 AVCA Girls High School All-Americans and Pyles and Watson were tabbed to Volleyball Magazine's Fab 50.

TEAMMATES FOR LIFE

Jessica Jones, Lainee Pyles and Bri Watson were teammates before donning the Purple and Gold.

Jones and Watson were club teammates on Drive Nation in 2023.

Watson was also a teammate of Pyles in the Madfrog Volleyball Club, where they won the 2022 National Championship in the USA Volleyball All-Star Tournament.

SCHEDULE NOTES

The LSU volleyball team's 27-match regular schedule features 14 home matches, including eight SEC contests. LSU will face 10 opponents who participated in the 2023 NCAA Tournament, including the reigning back-to-back NCAA National Champions and new SEC member, Texas. Four of the Tigers' SEC matches will be televised, with three of them happening at the PMAC, including matches against Texas (Sept. 29), Florida (Oct. 20), and Arkansas (Nov. 17).

2024 SEC PRESEASON POLL

The league coaches picked LSU to finish ninth in the 2024 SEC Preseason Coaches' Poll and accumulated 82 points. New SEC Member and back-to-back National Champion Texas were named the preseason favorites, tallying 196 points and 14 of the 15 first-place votes. Florida finished at No. 3 with 173 points and claimed the final first-place vote. Georgia checked in at No. 4 with 148 points, and Tennessee rounds out the top five with 144 points.

2024 SEC Preseason Coaches Poll

Rank	School	Points
1.	Texas (14)	196
2.	Florida (1)	174
3.	Kentucky	173
4.	Georgia	148
5.	Tennessee	144
6.	Missouri	127
7.	Texas A&M	117
8.	Arkansas	109
9.	LSU	82
10.	Auburn	77
11.	Oklahoma	73
12.	Ole Miss	49
	South Carolina	49
14.	Mississippi St.	42
15.	Alabama	15

CHANGES TO THE GAME

A number of notable changes in the sport are in place for the 2024 season. Double touches on the second contact are now permissible, and teams can designate two liberos, but they cannot be on the floor at the same time. The challenge review system has also been changed.

A technique has been adopted for referees to further communicate the category of a challenge. When the second referee accepts a challenge, they will use expedited communication to signal the challenge category (with fingers, one-handed). The categories are:

- Category 1:** Touch. Touches include a ball contacting a player (blocker or defender) before going out of bounds, whether a ball hit into the top of the net was touched by the block, and now includes contacting an opponent above the net, resulting in interference.
- Category 2:** In/Out. This includes challenges on the ball contacting the antenna or a pancake attempt.
- Category 3:** Net Fault. This includes a player contacting the net antenna.
- Category 4:** Attack line fault. This includes a back-row player's take-off point on or in front of the attack line or a libero on or in front of the attack line, using an overhand finger pass to a teammate who completes an attack-hit higher than the top of the net.
- Category 5:** Service foot fault.



## JOHNSON IS BACK HOME



### CAREER HIGHLIGHTS

- **120-106 all-time record** as a head coach (LSU, Georgia Tech)
- **Advanced** LSU to the second round of the NCAA Tournament in 2022 for the first time since 2014.
- **Reached** the NCAA Tournament in 2022 with LSU for the first time in program history since 2017.

### JOHNSON'S NUMBERS

**6** AVCA All-American Selections

**11** AVCA All-Region Selections

**9** All-Conference Selections

### As An Assistant And Player:

- **472-191 record** as assistant at LSU, UK, and Texas
- **5** Final Four Appearances at Texas
- **2** National Championship Appearances at Texas
- **8x** Big 12 Champions at Texas
- **2** Final Four Appearances as a player at LSU
- **4x** SEC Champion as a player at LSU

LSU volleyball head coach Tonya Johnson is in her third season leading the Bayou Bengals in 2024. Johnson has compiled a 27-31 record with an NCAA Tournament appearance with the Tigers and is 112-103 overall in her career as a head coach.

Johnson was a four-year letterwinner for the Tigers (1987-1990) who helped the program reach its first NCAA Final Four appearance in 1990 and won a combined four SEC championships, including two regular-season titles and SEC tournament titles (1989, 1990). Johnson is the sixth head coach in LSU volleyball history.

Since returning to Baton Rouge to lead the program, Johnson has developed four AVCA All-Region selections, including Jurnee Robinson, the third LSU Tiger to earn the AVCA South Region Freshman of the Year Award (2023).

Academics are also a top priority for Johnson. In her tenure, she has coached five College Sports Communicators Academic All-District honorees, and the team has won the U.S. Marines Corp./AVCA Team Academic award in each of her seasons. In the spring of 2024, the volleyball program had a 3.7 GPA, the highest in program history and the highest team GPA in LSU Athletics that semester.

Before leading the LSU program, Johnson had two stints at the University of Texas that spanned 14 years (2003-2008; 2014-2021). During her second stint with the Longhorns, Johnson, who was the associate head coach and recruiting coordinator, was part of five NCAA Final Four teams, including three appearances in the national championship match (2015-2016, 2020).

Between her two stints at Texas, Johnson was the head coach at Georgia Tech from 2009-2013. Johnson compiled an overall 85-72 record and led the Yellow Jackets to the 2009 NCAA Tournament. She coached 10 All-ACC selections at Georgia Tech, including four-time All-American Monique Mead.

While at Georgia Tech, Johnson was named the co-head coach of the 2012 U.S. Volleyball National A2 Team that earned the silver medal.

Johnson served as an assistant coach at LSU from 1998-2002 under Fran Flory, the program's all-time wins leader, and was responsible for most of the Tigers' recruiting efforts. Johnson began her coaching career as an assistant under Flory at Kentucky in 1995.



**Jill Wilson**  
Associate Head Coach  
Third Season



**Kevin Inlow**  
Assistant Coach  
Third Season



**Ashley Shook**  
Assistant Coach  
Third Season



**Blaire Hiler**  
Director of Operations  
Eighth Season

# 2024 COMBINED STATS

Overall	Conference	Home	Away	Neutral
8 - 3	0 - 0	4 - 2	1 - 1	3 - 0

## Team Box Score

			Attack					Set		Serve				Dig			Blocking						
##	Player	SP	K	K/S	E	TA	PCT	A	A/S	SA	SE	SA/S	RE	DIG	DIG/S	BS	BA	TOT/S	BLK/S	BE	BHE	PTS	
1	Tevdoradze, Ana	23	14	0.61	11	64	.047	2	0.09	4	2	0.17	2	25	1.09	0	1	1	0.04	0	0	18.5	
2	Ortega, Bailey	44	26	0.59	4	55	.400	468	10.64	2	10	0.05	0	107	2.43	2	12	14	0.32	7	1	36.0	
3	Kirkhoff, Aly	43	0	0.00	2	8	-.250	34	0.79	3	11	0.07	12	148	3.44	0	0	0	0.00	0	0	3.0	
4	Lee, Angelina	44	87	1.98	31	193	.290	3	0.07	0	0	0.00	0	14	0.32	7	38	45	1.02	4	0	113.0	
5	Robinson, Jurnee	37	194	5.24	76	442	.267	17	0.46	9	24	0.24	0	93	2.51	2	19	21	0.57	2	0	214.5	
7	Jones, Jessica	44	73	1.66	18	165	.333	1	0.02	4	4	0.09	0	19	0.43	7	35	42	0.95	9	0	101.5	
8	Hemmings, Ella	39	1	0.03	0	1	1.000	10	0.26	1	12	0.03	6	41	1.05	0	0	0	0.00	0	0	2.0	
11	Pyles, Laine	26	52	2.00	32	178	.112	1	0.04	9	18	0.35	0	17	0.65	0	10	10	0.38	1	0	66.0	
13	Froehlich, AC	31	66	2.13	32	206	.165	4	0.13	9	10	0.29	2	53	1.71	0	7	7	0.23	3	0	78.5	
18	Nuss, Remi	41	0	0.00	0	0	.000	3	0.07	2	6	0.05	0	36	0.88	0	0	0	0.00	0	0	2.0	
23	Demps, Jade	42	80	1.90	30	249	.201	5	0.12	11	10	0.26	4	100	2.38	0	26	26	0.62	0	0	104.0	
24	Bonnafee, Sophie	6	0	0.00	0	0	.000	1	0.17	0	4	0.00	0	2	0.33	0	0	0	0.00	0	0	0.0	
LSU		44	593	13.48	236	1561	.229	549	12.48	54	111	1.23	37	655	14.89	18	148	92	2.09	26	1	739.0	
Opponents		44	538	12.23	225	1518	.206	484	11.00	37	114	0.84	54	634	14.41	19	142	90	2.05	15	3	665.0	

## Team statistics

	LS	OPP
ATTACK		
Kills	593	538
Errors	236	225
Total Attacks	1561	1518
Attack Pct	.229	.206
Kills/Set	13.48	12.23
SET		
Assists	549	484
Attempts	1511	1525
Assist Pct	.363	.317
Assists/Set	12.48	11.00
SERVE		
Aces	54	37
Errors	111	114
Attempts	1002	934
Serve Pct	.889	.878
Aces/Set	1.23	0.84
SERVE RECEPTIONS		
Errors	37	54
Errors/Set	0.84	1.23
Attempts	820	892
Reception Pct	.955	.999
DEFENSE		
Digs	655	634
Digs/Set	14.89	14.41
BLOCKING		
Block solo	18	19
Block Assist	148	142
Total Blocks	92	90
Blocks/Set	2.09	2.05
Block Errors	26	15
Ball handling errors	1	3
ATTENDANCE		
Total	10727	963
Dates/Avg Per Date	6/1788	2/482
Neutral Site #/Avg	3/114	-
Current win streak	0	-
Home win streak	0	-

## Team Results

Date	Opponent		Score	Score-by-set	Att.
08/30/2024	New Hampshire	W	3-2	23-25,23-25,25-19,25-17,15-8	1100
08/30/2024	Maryland	W	3-1	25-22,22-25,25-20,25-20	1492
08/31/2024	Troy	L	2-3	21-25,25-18,25-8,16-25,23-25	1629
09/05/2024	at Duke	W	3-1	25-23,22-25,25-17,25-23	357
09/06/2024	vs FIU	W	3-2	25-16,21-25,20-25,25-20,15-4	113
09/07/2024	vs Davidson	W	3-0	25-20,25-20,25-17	172
09/12/2024	at Baylor	L	1-3	16-25,25-23,21-25,28-30	606
09/13/2024	vs Samford	W	3-1	25-21,25-23,23-25,25-23	57
09/19/2024	Boston College	W	3-1	25-18,25-22,14-25,25-21	1340
09/20/2024	North Florida	W	3-0	25-18,25-18,25-19	3547
09/20/2024	San Diego	L	0-3	22-25,16-25,22-25	1619



# 2023 COMBINED SEC STATS

Overall	Conference	Home	Away	Neutral
6 - 12	6 - 12	4 - 5	2 - 7	0 - 0

## Team Box Score

		Attack						Set		Serve			Dig			Blocking								
##	Player	SP	K	K/S	E	TA	PCT	A	A/S	SA	SE	SA/S	RE	DIG	DIG/S	BS	BA	TOT/S	BLK/S	BE	BHE	PTS		
1	Hill, Samarah	22	31	1.41	13	92	.196	1	0.05	0	2	0.00	1	21	0.95	0	8	8	0.36	4	0	35.0		
2	Flickinger, Paige	56	55	0.98	29	178	.146	7	0.13	12	20	0.21	15	106	1.89	0	3	3	0.05	1	0	68.5		
4	Lee, Angelina	16	19	1.19	10	50	.180	0	0.00	0	0	0.00	0	8	0.50	2	13	15	0.94	1	0	27.5		
5	Robinson, Jurnee	64	232	3.63	120	613	.183	6	0.09	15	32	0.23	12	136	2.13	11	33	44	0.69	5	1	274.5		
7	Anderson, Bri	26	1	0.04	0	2	.500	18	0.69	6	16	0.23	5	69	2.65	0	0	0	0.00	0	0	7.0		
8	Hemmings, Ella	37	0	0.00	0	0	.000	4	0.11	5	6	0.14	0	13	0.35	0	0	0	0.00	0	0	5.0		
9	Dotson, Sanaa	44	91	2.07	27	277	.231	3	0.07	4	13	0.09	9	48	1.09	0	13	13	0.30	3	0	101.5		
10	Carmichael, Erin	60	2	0.03	0	4	.500	51	0.85	18	26	0.30	9	128	2.13	0	0	0	0.00	0	0	20.0		
11	Anwusi, Anita	66	119	1.80	44	265	.283	3	0.05	15	25	0.23	2	14	0.21	10	53	63	0.95	12	1	170.5		
12	Williams, Alia	1	0	0.00	1	1	-1.000	0	0.00	0	0	0.00	0	0	0.00	0	0	0	0.00	0	0	0.0		
16	Echter, Ellie	48	88	1.83	27	223	.274	1	0.02	0	1	0.00	5	21	0.44	4	19	23	0.48	4	0	101.5		
17	Roberson, Alexis	50	67	1.34	22	164	.274	1	0.02	0	0	0.00	0	12	0.24	5	35	40	0.80	5	1	89.5		
22	Waak, Maddie	66	12	0.18	2	26	.385	437	6.62	11	16	0.17	0	119	1.80	0	5	5	0.08	5	2	25.5		
23	Demps, Jade	62	85	1.37	43	264	.159	11	0.18	1	4	0.02	4	47	0.76	0	20	20	0.32	4	0	96.0		
29	Mitter, Emily	51	0	0.00	0	1	.000	212	4.16	3	13	0.06	0	74	1.45	0	0	0	0.00	0	0	3.0		
LSU		66	802	12.15	338	2160	.215	755	11.44	90	174	1.36	89	816	12.36	32	202	133	2.02	44	5	1,025.0		
Opponents		66	878	13.30	304	2121	.271	812	12.30	89	161	1.35	90	855	12.95	33	230	148	2.24	22	20	1,115.0		

## Team statistics

	LSU	OPP
ATTACK		
Kills	802	878
Errors	338	304
Total Attacks	2160	2121
Attack Pct	.215	.271
Kills/Set	12.15	13.30
SET		
Assists	755	812
Attempts	2171	2129
Assist Pct	.348	.381
Assists/Set	11.44	12.30
SERVE		
Aces	90	89
Errors	174	161
Attempts	1395	1491
Serve Pct	.875	.892
Aces/Set	1.36	1.35
SERVE RECEPTIONS		
Errors	89	90
Errors/Set	1.35	1.36
Attempts	1331	1221
Reception Pct	.933	.999
DEFENSE		
Digs	816	855
Digs/Set	12.36	12.95
BLOCKING		
Block solo	32	33
Block Assist	202	230
Total Blocks	133	148
Blocks/Set	2.02	2.24
Block Errors	44	22
Ball handling errors	5	20
ATTENDANCE		
Total	8857	15593
Dates/Avg Per Date	9/984	9/1733
Neutral Site #/Avg	0/0	-
Current win streak	0	-
Home win streak	0	-

## Team Results

Date	Opponent		Score	Score-by-set	Att.
* 09/22/2023	at Kentucky	L	1-3	25-23,22-25,18-25,13-25	3533
* 09/29/2023	Missouri	W	3-1	20-25,25-14,25-22,25-19	934
* 10/01/2023	Mississippi St.	W	3-1	19-25,25-22,25-20,25-20	1035
* 10/04/2023	Arkansas	L	0-3	20-25,19-25,20-25	502
* 10/08/2023	at Tennessee	L	0-3	15-25,17-25,13-25	2274
* 10/13/2023	Texas A&M	L	1-3	23-25,25-16,21-25,16-25	1078
* 10/15/2023	at Georgia	L	1-3	22-25,28-26,21-25,22-25	1667
* 10/22/2023	at Alabama	W	3-0	25-21,25-23,25-20	822
* 10/27/2023	Kentucky	L	0-3	18-25,24-26,18-25	1340
* 10/29/2023	South Carolina	W	3-0	25-15,25-13,25-22	1109
* 11/01/2023	at Ole Miss	L	2-3	20-25,14-25,26-24,25-20,12-15	673
* 11/05/2023	Alabama	W	3-1	18-25,25-18,25-16,25-16	935
* 11/10/2023	at Florida	L	0-3	17-25,23-25,16-25	3305
* 11/12/2023	at South Carolina	W	3-2	25-22,24-26,21-25,25-19,15-11	1100
* 11/17/2023	Tennessee	L	0-3	18-25,22-25,18-25	879
* 11/19/2023	at Auburn	L	0-3	12-25,14-25,23-25	1529
* 11/22/2023	Georgia	L	1-3	19-25,16-25,25-22,23-25	1045
* 11/25/2023	at Mississippi St.	L	1-3	24-26,25-17,14-25,19-25	690

# 2024 TEAM MATCH-BY-MATCH

Teams	K	E	TA	PCT	AST	SA	SE	RE	DIG	BS	BA	BE	TB	BHE	PTS
LSU	63	25	162	.235	60	10	15	1	63	3	10	4	8.0	0	81.0
New Hampshire	52	25	152	.178	50	1	9	10	65	3	10	1	8.0	1	61.0
LSU	54	27	139	.194	52	7	14	6	60	1	16	0	9.0	1	70.0
Maryland	38	23	125	.120	33	6	12	7	47	1	24	0	13.0	0	57.0
LSU	65	22	160	.269	63	3	19	1	59	2	32	3	18.0	0	86.0
Troy	59	27	159	.201	57	1	12	3	67	3	16	0	11.0	1	71.0
LSU	52	24	157	.178	49	8	13	1	63	0	10	3	5.0	0	65.0
at Duke	50	24	147	.177	44	1	10	8	70	1	16	1	9.0	1	60.0
LSU	68	16	157	.331	63	8	7	4	73	2	12	3	8.0	0	84.0
vs. Florida Int.	63	20	170	.253	51	4	9	8	66	0	14	2	7.0	0	74.0
LSU	49	12	91	.407	47	1	3	1	35	1	12	0	7.0	0	57.0
vs. Davidson	41	16	103	.243	40	1	6	1	28	1	6	1	4.0	0	46.0
LSU	56	25	136	.228	52	2	13	5	53	1	10	5	6.0	0	64.0
at #18 Baylor	59	16	135	.319	48	5	16	2	48	4	14	2	11.0	0	75.0
LSU	54	30	169	.142	44	3	6	6	70	3	22	3	14.0	0	71.0
vs. Samford	50	28	156	.141	45	6	12	3	70	3	6	2	6.0	0	62.0
LSU	58	25	151	.219	51	5	5	7	64	2	10	0	7.0	0	70.0
Boston College	48	18	134	.224	45	7	5	5	59	3	16	3	11.0	0	66.0
LSU	37	8	106	.274	35	5	7	2	52	3	4	2	5.0	0	47.0
North Florida	37	18	115	.165	36	2	14	5	53	0	6	1	3.0	0	42.0
LSU	37	22	133	.113	33	2	9	3	63	0	10	3	5.0	0	44.0
San Diego	41	10	122	.254	35	3	9	2	61	0	14	2	7.0	0	51.0
LSU															
Missouri															
LSU															
Texas															
LSU															
at Mississippi St.															
LSU															
at Ole Miss															
LSU															
Oklahoma															
LSU															
Texas A&M															
LSU															
Florida															
LSU															
at Auburn															
LSU															
at Georgia															
LSU															
Alabama															
LSU															
at Tennessee															
LSU															
at Kentucky															
LSU															
South Carolina															
LSU															
Arkansas															
LSU															
at Texas A&M															
LSU															
at Alabama															
LSU Totals	593	236	1561	.229	549	54	111	37	655	18	148	26	92.0	1	739.0
Opp. Totals	538	225	1518	.206	484	37	114	54	634	19	142	15	90.0	3	665.0

# 2024 MATCH-BY-MATCH LEADERS

Opponent	Kills	Assists	Aces	Digs	Blocks
New Hampshire	Robinson (25)	Ortega (55)	Robinson (4)	Robinson (13)	Lee (5)
Maryland	Robinson (28)	Ortega (43)	Demps (3)	Robinson (12)	Lee (7)
Troy	Robinson (20)	Ortega (58)	Demps (1)	Kirkhoff (16)	Jones (12)
			Robinson (1)		
			Tevdoradze (1)		
at Duke	Froehlich (14)	Ortega (44)	Froehlich (4)	Demps (17)	Demps (4)
					Lee (4)
vs. Florida Int.	Robinson (28)	Ortega (50)	Froehlich (3)	Ortega (17)	Jones (4)
vs. Davidson	Robinson (24)	Ortega (39)	Kirkhoff (1)	Robinson (10)	Jones (4)
at #18 Baylor	Robinson (21)	Ortega (45)	Demps (1)	Kirkhoff (18)	Jones (4)
			Pyles (1)		
vs. Samford	Pyles (14)	Ortega (38)	Jones (2)	Kirkhoff (26)	Lee (8)
Boston College	Robinson (16)	Ortega (40)	Demps (2)	Kirkhoff (17)	Demps (3)
					Lee (3)
North Florida	Froehlich (9)	Ortega (27)	Pyles (3)	Kirkhoff (14)	Lee (3)
San Diego	Robinson (19)	Ortega (29)	Jones (1)	Kirkhoff (13)	Jones (3)
			Pyles (1)	Robinson (13)	
Missouri					
Texas					
at Mississippi St.					
at Ole Miss					
Oklahoma					
Texas A&M					
Florida					
at Auburn					
at Georgia					
Alabama					
at Tennessee					
at Kentucky					
South Carolina					
Arkansas					
at Texas A&M					
at Alabama					

## 2024 INDIVIDUAL MATCH HIGHS

### KILLS

28, Robinson, 2x, vs. Troy (Aug. 31), FIU (Sept. 6)

### ATTACKS

66, Robinson, vs. FIU (Sept. 6)

### HITTING % (MIN. 10K)

.545, Demps, vs. Davidson (Sept. 7)

### ASSISTS

58, Ortega, vs. Troy (Aug. 31)

### ACES

4, Twice (Robinson, Froehlich)

### DIGS

26, Kirkhoff, vs. Samford (Sept. 13)

### BLOCK SOLOS

2, Four Times (Jones, Ortega, Lee-twice)

### BLOCK ASSISTS

10, Jones, vs. Troy (Aug. 31)

### TOTAL BLOCKS

12, Jones, vs. Troy (Aug. 31)

## 2024 TEAM HIGHS

### KILLS

68, vs. FIU (Sept. 6)

### ATTACKS

169, vs. Samford (Sept. 13)

### HITTING %

.407, vs. Davidson (Sept. 7)

### ASSISTS

63, vs. Troy (Aug. 31)

63, vs. FIU (Sept. 6)

### ACES

10, vs. New Hampshire (Aug. 30)

### DIGS

73, vs. FIU (Sept. 6)

### BLOCKS

18.0, vs. Troy (Aug. 31)

## 2024 MATCH STAT LEADERS

Times a player led the team in a category in a single match (ties count as leaders):

### KILLS

Robinson - 8      Froehlich - 2

Pyles - 1

### ASSISTS

Ortega - 11

### ACES

Demps - 4      Pyles - 3

Froehlich - 2      Jones - 2

Robinson - 2      Kirkhoff - 1

Tevdoradze - 1

### DIGS

Kirkhoff - 6      Robinson - 4

Demps - 1      Ortega - 1

### BLOCKS

Lee - 6      Jones - 5

Demps - 2



## LAST TIME LSU...

### LSU lost the first set in a win

8/30/24, vs. New Hampshire [W, 3-2]

### LSU lost the first 2 sets in a win

8/30/24, vs. New Hampshire [W, 3-2]

### LSU was down 2-1 in a win

9/6/24, vs. Florida International [W, 3-2]

### LSU won the first set in a loss

9/22/23, at No. 22 Kentucky [L, 3-1]

### LSU won the first 2 sets in a loss

10/27/17, vs. No. 6 Kentucky [L, 3-2]

### LSU was up 2-1 in a loss

8/31/24, vs. Troy [L, 3-2]

### LSU beat a ranked opponent

9/24/22, at No. 15 Kentucky [W, 3-2]

### LSU beat a ranked opponent at home

9/21/22, No. 20 Arkansas [W, 3-2]

### LSU beat a ranked opponent on the road

9/24/22, at No. 15 Kentucky [W, 3-2]

### LSU beat a ranked opponent at a neutral site

12/6/13, vs. No. 24 Michigan [W, 3-2]

### LSU beat a Top 10 opponent

11/13/09, at No. 10 Florida [W, 3-1]

### HITTING PERCENTAGE

#### LSU hit over .400 as a team

.407 [49-12-91], vs. Davidson [9/7/24]

#### LSU hit over .500 as a team

.524 [51-8-82], vs. Grambling State [9/2/11]

#### LSU hit over .500 as a team in a set

.500 [8-0-16], vs. Florida International [8/6/24]

#### LSU's opponent hit over .300 as a team

.319 [59-18-135], at No. 18 Baylor [9/12/24]

#### LSU held an opponent under .100 hitting

.092 [25-18-76], vs. South Carolina [10/29/23]

#### LSU hit less than .200

.113 [37-22-133], vs. San Diego [9/20/24]

#### LSU hit less than .100

.039 [27-23-102], at Auburn [11/19/23]

#### LSU hit less than .200 & won

.142 [54-30-169], vs. Samford [9/13/24]

#### LSU hit less than .150 & won

.142 [54-30-169], vs. Samford [9/13/24]

#### LSU outthit the opponent & lost

.269-.201, vs. Troy [8/31/24]

#### LSU was outthit & won

.224-.219, vs. Boston College [9/19/24]

### KILLS

#### LSU had 60 + kills

63, vs. FIU [9/6/24]

#### LSU had 80 + kills

80, vs. Ole Miss [10/23/11]

### ASSISTS

#### LSU had 60 + assists

63, vs. Troy [8/31/24]

#### LSU had 80 + assists

80, at Tennessee [10/12/07]

### DIGS

#### LSU had 80 + digs

96, vs. Mississippi State [10/29/22]

#### LSU had 100 + digs

108, vs. Mississippi State [10/30/22]

### BLOCKS

#### LSU had 15-19.5 blocks

18.0, vs. Troy [8/31/24]

#### LSU had 20 + blocks

20.0, vs. Troy [9/18/21]

#### LSU was out-blocked & won

11.0-7.0, vs. Boston College [9/19/24]

### ACES

#### LSU had 10 + aces

10, vs. New Hampshire [8/30/24]

## LAST TIME A TIGER...

### KILLS

#### Five LSU players had 10+ kills

Taylor Bannister [22], Toni Rodriguez [16], Whitney Foreman [12], Milan Stokes [11], Olivia Beyer [11]

#### Four LSU players had 10+ kills

vs. Troy [8/31/24]

#### Three LSU players had 15+ kills

Jurnee Robinson [20], Jade Demps [13], Jessica Jones [12], Angelina Lee [10]

#### No LSU players had 10+ kills

at Tennessee [11/24/17]

#### An LSU player had 20 or more kills

Taylor Bannister [16], Jacqui Armer [15], Toni Rodriguez [15]

#### An LSU player had 25 or more kills

vs. North Florida [9/20/24]

#### An LSU player had 30 or more kills

Jurnee Robinson [21] at No. 18 Baylor [9/12/24]

#### An LSU player had 40 or more kills

Jurnee Robinson [28] vs. FIU [9/6/24]

#### An LSU player had 20 + kills and 20 + digs

Taylor Bannister [30] vs. Georgia [03/19/21]

#### An LSU player had back-to-back double-doubles

Monique Adams [43], No. 10 Florida [12/14/91]

Angela Bensend [20 kills, 26 digs], at TCU [09/03/10]

Jurnee Robinson

[4; 2024 Season] 25 kills, 13 digs [vs. New Hampshire, 8/30/24];

28 kills, 12 digs [vs. Maryland, 8/30/24]; 20 kills, 11 digs [vs. Troy, 8/31/24];

13 kills, 11 digs [at Duke, 9/5/24]

#### An LSU player had 5 straight double-doubles

Ella Larkin

[5; 2021 Season] 44 assists, 18 digs [at Ole Miss, 11/11/21];

49 assists, 18 digs [at Ole Miss, 11/12/21]; 39 assists, 10 digs [Texas A&M, 11/21/21]

45 assists, 14 digs [at Georgia, 11/26/21]; 51 assists, 11 digs [at Georgia, 11/27/21]

#### An LSU player had a triple-double

Malorie Pardo

40 assists, 11 digs, 10 kills, vs. South Florida [08/29/14]

### ATTEMPTS

#### An LSU player had 50 or more attempts

Jurnee Robinson [52], vs. San Diego [9/20/24]

#### An LSU player had 60 or more attempts

Jurnee Robinson [66], vs. Florida International [9/6/24]

#### An LSU player had 70 or more attempts

Taylor Bannister [71], at Texas A&M [10/18/20]

### HITTING PERCENTAGE [10 OR MORE ATTEMPTS]

#### An LSU player had a .400 hitting percentage

AC Froehloch [9-0-19, .474], vs. North Florida [9/20/24]

Jade Demps [8-1-16, .438] vs. North Florida [9/20/24]

#### An LSU player had a .500 hitting percentage

Angelina Lee [10-2-15, .533], vs. North Florida [9/19/24]

#### An LSU player had a .600 hitting percentage

Anita Anwusi [16-1-22, .682], at South Carolina [11/12/23]

#### An LSU player had a .700 hitting percentage

Anita Anwusi [8-1-10, .700], at Mississippi State [10/2/21]

#### An LSU player had an .800 hitting percentage

Malorie Pardo [10-0-12, .833] vs. South Florida [8/29/14]

#### An LSU player had a .900 hitting percentage

Allee Morris [10-0-11, .909], vs. Texas A&M [11/21/21]

### ASSISTS

#### An LSU player had 50 or more assists

Bailey Ortega [50], vs. Florida International [9/6/24]

#### An LSU player had 60 or more assists

Lindsay Flory [60], vs. South Carolina [11/18/18]

#### An LSU player had 70 or more assists

Daniela Romero [74], at No. 13 Tennessee [09/15/06]

#### An LSU player had 80+ assists

Lauren O'Connor [84], at Mississippi State [11/08/98]

#### Two LSU players had 20+ assists

Maddie Waak [26] & Emily Mitter [21], vs. Georgia [11/22/23]

### DIGS

#### Five LSU players had 10 + digs

vs. Mississippi State [10/30/22]

#### Three LSU players had 15 + digs

Ella Larkin [31], Jill Bohnet [21], Paige Flickinger [18], Maddie Waak [17]

#### Two LSU players had 20 + digs

vs. Mississippi State [10/30/22]

#### An LSU player recorded 20-24 digs

Ella Larkin [31], Jill Bohnet [21], Paige Flickinger [18], Maddie Waak [17]

#### An LSU player recorded 25-29 digs

Maddie Waak [20], vs. ULL [9/6/23]

#### An LSU player recorded 30-39 digs

Aly Kirkhoff [26], vs. Samford [9/13/24]

#### An LSU player recorded 40 + digs

Ella Larkin [31], vs. Mississippi State [10/30/22]

Meghan Mannari [40], at Auburn [10/19/12]

### BLOCKS

#### An LSU player had 7-9 blocks

Angelina Lee [8], vs. Samford [9/13/24]

#### An LSU player had 10 + blocks

Jessica Jones [12], vs. Troy [8/31/24]

#### An LSU player had 4 solo blocks

Sydney Mukes [4], at Ole Miss [10/7/18]

#### An LSU player had 5 + solo blocks

Ivana Kuzmic [6], Houston [11/27/04]

### ACES

#### An LSU player had 5 aces

Paige Flickinger [5], vs. South Carolina [10/29/23]

#### An LSU player had 6 aces

Anita Anwusi [6], vs. No. 8 Tennessee [11/17/23]

#### An LSU player had 7 + aces

Kylie DeBerg [7], vs. Texas A&M [11/21/21]

#### An LSU player had 10 + aces

Wendy Stammer [10], Texas Tech [09/14/86]

#### Three LSU players had multiple aces

AC Froehlich [3], Jade Demps [2],

Jurnee Robinson [2], vs. Florida International [9/6/24]

#### Five LSU players had multiple aces

Erin Carmichael [5], Jade Demps [3],

Paige Flickinger [2], Robinson [2], Maddie Waak [2], vs. Ball State [9/3/23]

#### LSU had 0 aces as a team

at No. 12 Tennessee [10/8/23]

# TIGER FINDINGS: PLAYER FACTS

## SOPHIE BONNAFFEE

### SERVE SONG: Supafly - Cootie ft. BIC Fizzle

Was coached by her mother all four years of high school and won three out of four state championships together...loves old music and country music...wants to learn how to play the piano...favorite sports other than volleyball is basketball or baseball...favorite animals are dogs or hippos.

## SHEA BRUNTMYER

### SERVE SONG: KEHLANI - Jordan Adetunji

Desires to become a professional volleyball player and one day be a coach...developed a love for heights after jumping of a ski lift 40-feet in the air...used to do theatre, sing, and act, and was a competitor swimmer...Zebras are her favorite animal...plays two instruments...favorite Bible verse is Jeremiah 29:11.

## MACKENZIE BOYER

### SERVE SONG: Powerglide - Rae Sremmurd

Wants a career in media marketing...Would love to live in Europe...desired to be on TV...would have loved to meet Amelia Earhart who is the first woman to fly solo across the Atlantic Ocean...before playing volleyball, Boyer was a swimmer...father, Brad Boyer played basketball at Air Force.

## JADE DEMPS

### SERVE SONG: Jump Around - House of Pain

Wants to be a veterinarian...attended Broughton High School in North Carolina, the same high school as Pete Maravich...surprisingly on her bucket list, she wants to steal the Declaration of Independence (inspired by movie National Treasure?)...wants to meet the comedy duo Rhett and Link...the Golden Tiger is her favorite animal...was a member of Wisconsin's 2021 National Championship team...mother Keisha Demps and father Thomas Demps III played volleyball and football at Arizona.

## AC FROEHLICH

### SERVE SONG: Style (Taylor's Version) - Taylor Swift

Another aspiring veterinarian...would like to meet Taylor Swift...was a member of St. Thomas Moore High School 2022 State Championship team and Louisiana Gatorade Player of the Year.

## ELLA HEMMINGS

### SERVE SONG: S&M - Rihanna

Wants to live in New Zealand or Greece...would love to meet Rihanna...favorite type of animal is an elephant...does not like many fruit aside from grapes and apples.

## JESSICA JONES

### SERVE SONG: Father Stretch My Hands pt. 1 - Kanye West

Has a farm in Nebraska where all of her family is from...everyone in her family is an engineer except her mom...is majoring in mechanical engineering...favorite sport other than volleyball is softball...played softball for seven years prior to volleyball...would love to learn how to speak another language...entire playlist is Drake so its probably Drake over Kendrick Lamar for her.

## ALY KIRKHOFF

### SERVE SONG: Big League - Yo Gotti, CMG The Label

Wants to be either a director of operations, project manager, or work in supply chain management...very supsrtitous and trys to plan out everyday...outside of volleyball, she likes and use to play softball, and believes the Indianapolis 500 is the best day of the year...her grandfather Bob Kirkhoff, who she shared a birthday with, is in the Indiana Basketball Hall of Fame...has an extra bone in her foot...favorite fictional character is Joy from Inside Out.

## ANGELINA LEE

### SERVE SONG: Let's Go - Key Clock

Wants to be a software engineer or software developer at a space station...her favorite snack is brownie brittle...wants to learn how to swim but don't ask her to jump off the diving board, she has a fear of heights...helped lead Farmersville High School in Texas to a 2022 Area Championship title.

## MADISON MARTIN

### SERVE SONG: Don't Stop the Party - Pitbull, TJR

Aspires to become a doctor specializing in oncology or dermatology...passed the MCAT this summer...proud of her mother's nine-year cancer free anniversary...she use to travel the country and compete in synchronized swimming...is also a spanish minor.

## REMI NUSS

### SERVE SONG: Headlines - Drake

Wants a career as a sports psychologist...would love to meet Michael Jordan...before volleyball, she won a competitive cheerleading national championship in the first grade...was the chief photographer for her high school newspaper...gone conch and lobster diving...when she was younger, she wanted to be a dinosaur when she grew up...Iron Man is her favorite superhero.

## BAILEY ORTEGA

### SERVE SONG: Imma Be - Black Eyed Peas

Wants to go pro for volleyball and then a Division I Head Coach...despite basketball being her favorite sport and attending Iowa, she still chose LSU...would love to meet Princess Diana because of her positive impact on people and how she treated others...would love to learn how to fly a plane...grew up singing and dancing...would be Moana if she could.

## LAINEE PYLES

### SERVE SONG: Mask Off - Future

Wants to be an anesthesiologist...would have liked to meet Kobe Bryant...wants to be trilingual...although she is shy, she would love to be Superwoman...her favorite subject is math...secretly wants to be a setter.

## JURNEE ROBINSON

### SERVE SONG: Mr. Gaulden - YoungBoy Never Broke Again

Wants to own her own business surrounding athletic wear...loves to be around toddlers...favorite type of animals are dolphins...wants to meet Beyonce...father, Jonathan Robinson played football at Presbyterian College.

## MIKA ROME

### SERVE SONG: Dance The Night - Dua Lipa

Has an interest in engineering new medicine...from Israel and played for the Israeli National Team...has also served in the Israeli Defense Forces...favorite type of animal is a Tiger...her brother Segev is the Israeli Junior Champion in squash.

## RUMUR ROUILLE

### SERVE SONG: Rumor Has It - Adele

Is all about San Diego...wants to be a sports journalist or broadcaster, specifically for the San Diego Padres...if she could live anywhere, it would be on Coronado Island in San Diego...a lifetime goal for her is to open a coffee shop in guess where...San Diego...has published two poetry books...her middle name, Isabella Amidala was inspired by Star Wars...loves to watch basketball and loves hedge hogs!

## ANA TEVDORADZE

### SERVE SONG: N/A

Is the first volleyball Division I athlete from the country of Georgia...desires to play volleyball professionally for a few years, become a coach, and establish her volleyball academy in Georgia...also wants to open numerous Georgian food restaurants in America...claims not to be superstitious, but always enters the volleyball court with her right foot...would love to live in Milan because it's not busy and has a high fashion culture...likes tennis and basketball, her favorite animal is a Tiger and would be Mulan if she was a fictional character.

## BRI WATSON

### SERVE SONG: Telfy - Maiya The Don

Would like to live in Switzerland... favorite sport outside of volleyball is basketball...would love to have Michael Jordan as a mentor...used to play the flute and would like to learn how to play the piano...her favorite food is Italian food...loves learning about history, especially World Wars...if she could be any fictional character, it would be Hermione Granger from Harry Potter.



# MACKENZIE BOYER

0

Middle Blocker • 6-3 • Redshirt Freshman • HS • Austin, Texas (Vandegrift HS)

## SEASON HIGHS

Kills	NA
Attacks	NA
Hit % (Min. 10 att)	NA
Assists	NA
Aces	NA
Digs	NA
Total Blocks	NA
Block Solos	NA
Block Assists	NA

## CAREER HIGHS

Kills	NA
Attacks	NA
Hit % (Min. 10 att)	NA
Assists	NA
Aces	NA
Digs	NA
Total Blocks	NA
Block Solos	NA
Block Assists	NA

## [Complete bio](#)

### Redshirt Freshman Season (2024)

- Redshirt the 2023 season.
- Ranked No. 29 in the state of Texas in 2021 with 132 total blocks.
- Helped Vandegrift win its district in 2021 with a 39-10 record and placed 5th in the State Tournament.

## 2024 SEASON MATCH-BY-MATCH

## BOYER'S CAREER STATS





# ANA TEVDORADZE

# 1

Outside Hitter/Right Side • 6-3 • Junior • TR • Tbilisi, Georgia (Miami Dade College)

### SEASON HIGHS

Kills	10 vs. New Hampshire (08/30/24)
Attacks	36 vs. New Hampshire (08/30/24)
Hit % (Min. 10 att)	.222 vs. New Hampshire (08/30/24)
Assists	1 vs. Samford (09/13/24) vs. Maryland (08/30/24)
Aces	3 vs. New Hampshire (08/30/24)
Digs	8 vs. Maryland (08/30/24)
Total Blocks	1 vs. Maryland (08/30/24)
Block Solos	N/A
Block Assists	1 vs. Maryland (08/30/24)

### CAREER HIGHS

Kills	10 vs. New Hampshire (08/30/24)
Attacks	36 vs. New Hampshire (08/30/24)
Hit % (Min. 10 att)	.222 vs. New Hampshire (08/30/24)
Assists	1 vs. Samford (09/13/24) vs. Maryland (08/30/24)
Aces	3 vs. New Hampshire (08/30/24)
Digs	8 vs. Maryland (08/30/24)
Total Blocks	1 vs. Maryland (08/30/24)
Block Solos	N/A
Block Assists	1 vs. Maryland (08/30/24)

### Complete bio

#### Junior Season (2024)

- Logged 10 kills and three aces in NCAA Division I debut.
- Is the first NCAA Division I volleyball athlete from the country of Georgia.
- Has played with Georgian National Team multiple times, including in August 2024 at the European Championship Qualifier.
- Is a 2023 NJCAA and AVCA All-American at Miami Dade College (MDC)
- Averaged 4.10 points and 3.51 kills per set, with 83 blocks, 41 aces, and 2.25 digs per set at MDC.

### 2024 SEASON MATCH-BY-MATCH

		Attack					Set			Serve				Recept			Blocking				Team				
Date	Opponent	SP	K	E	TA	PCT	A	TA	PCT	SA	SE	TA	PCT	RE	TA	PCT	DIG	BS	BA	BE	TOTAL	BHE	POINTS	HIT%	SCORE
08/30/2024	New Hampshire	5	10	2	36	.222	0	4	.000	3	1	19	.947	0	16	1.000	4	0	0	0	0.0	0	13.0	.235	3-2
08/30/2024	Maryland	*4	0	3	8	-.375	1	3	.333	0	1	4	.750	0	10	1.000	8	0	1	0	1.0	0	0.5	.194	3-1
08/31/2024	Troy	*5	1	2	7	-.143	0	3	.000	1	0	5	1.000	0	10	1.000	7	0	0	0	0.0	0	2.0	.269	2-3
09/05/2024	at Duke	4	0	0	1	.000	0	3	.000	0	0	0	.000	1	12	.917	2	0	0	0	0.0	0	0.0	.178	3-1
09/06/2024	vs FIU	2	1	0	2	.500	0	0	.000	0	0	0	.000	1	6	.833	2	0	0	0	0.0	0	1.0	.331	3-2
09/13/2024	vs Samford	2	2	4	7	-.286	1	2	.500	0	0	4	1.000	0	3	1.000	1	0	0	0	0.0	0	2.0	.142	3-1
09/20/2024	North Florida	1	0	0	3	.000	0	0	.000	0	0	0	.000	0	0	.000	1	0	0	0	0.0	0	0.0	.274	3-0
Totals		23	14	11	64	.047	2	15	.133	4	2	32	.938	2	57	.965	25	0	1	0	1.0	0	18.5		

#### Player Averages

Sets Played	Kills per set	Assists per set	Service aces per set	Digs per set	Blocks per set	Points per set
23	0.61	0.09	0.17	1.09	0.04	0.80

### TEVDORADZE'S CAREER STATS

SEASON	TEAM	SM-MP	K	K/S	E	TA	PCT	A	A/S	SA	SA/S	SE	DIG	D/S	RE	BS	BA	TB	B/S	BE	BHE	PTS	PTS/S
2024-25	LS	23-7	14	0.61	11	64	.047	2	0.09	4	0.17	2	25	1.09	2	0	1	1	0.04	0	0	18.5	0.80
TOTAL		23 - 7	14	0.61	11	64	.047	2	0.09	4	0.17	2	25	1.09	2	0	1	1	0.04	0	0	18.5	0.80



# BAILEY ORTEGA

2

Setter • 5-9 • Graduate • TR • Davenport, Iowa (Iowa)

## SEASON HIGHS

Kills	4, Three Times
Attacks	12 vs. Samford (09/13/24)
Hit % (Min. 10 att)	.250 vs. Samford (09/13/24)
Assists	58 vs. Troy (08/31/24)
Aces	1 vs. Boston College (09/19/24) at Duke (09/05/24)
Digs	17 vs. Florida International (09/06/24)
Total Blocks	4 vs. Troy (08/31/24)
Block Solos	2 vs. FIU (09/06/24)
Block Assists	4 vs. Troy (08/31/24)

## CAREER HIGHS

Kills	4, Three Times
Attacks	12 vs. Samford (09/13/24)
Hit % (Min. 10 att)	.250 vs. Samford (09/13/24)
Assists	58 vs. Troy (08/31/24)
Aces	3 vs. No. 11 Penn State (10/13/23)*
Digs	17 vs. Florida International (09/06/24)
Total Blocks	4 vs. Troy (08/31/24)
Block Solos	2 vs. FIU (09/06/24)
Block Assists	4 vs. Troy (08/31/24)

\* Played at Iowa.

## Complete bio

### Graduate Season (2024)

- Ranks No. 2 in the SEC with 468 assists and 10.64 assists per set with a minimum of 30 sets played.
- Registered her 10th career double-double in first match as an LSU Tiger and has four double-doubles in 2024.
- Had a career-highs of 58 assists and four blocks vs. Troy (Aug. 31), and four kills vs. New Hampshire (Aug. 30).
- Has three 50+ assists matches this season and 2,642 career assists.
- Has her own podcast as part of the Hey Fightin' Podcast Network titled Geaux Big with B.

## 2024 SEASON MATCH-BY-MATCH

Date	Opponent	SP	Attack				Set			Serve				Recept			Blocking				Team				
			K	E	TA	PCT	A	TA	PCT	SA	SE	TA	PCT	RE	TA	PCT	DIG	BS	BA	BE	TOTAL	BHE	POINTS	HIT%	SCORE
08/30/2024	New Hampshire	*5	4	0	7	.571	55	131	.420	0	2	12	.833	0	0	.000	11	0	0	1	0.0	0	4.0	.235	3-2
08/30/2024	Maryland	*4	2	0	3	.667	43	117	.368	0	1	18	.944	0	0	.000	8	0	1	0	1.0	1	2.5	.194	3-1
08/31/2024	Troy	*5	3	0	4	.750	58	134	.433	0	2	13	.846	0	0	.000	7	0	4	2	4.0	0	5.0	.269	2-3
09/05/2024	at Duke	*4	3	0	5	.600	44	129	.341	1	1	14	.929	0	0	.000	8	0	0	1	0.0	0	4.0	.178	3-1
09/06/2024	vs FIU	*5	0	1	3	-.333	50	115	.435	0	0	9	1.000	0	1	1.000	17	2	0	0	2.0	0	2.0	.331	3-2
09/07/2024	vs Davidson	*3	1	0	1	1.000	39	73	.534	0	1	7	.857	0	0	.000	8	0	2	0	2.0	0	2.0	.407	3-0
09/12/2024	at Baylor	*4	2	1	3	.333	45	100	.450	0	1	15	.933	0	0	.000	6	0	0	0	0.0	0	2.0	.228	1-3
09/13/2024	vs Samford	*4	4	1	12	.250	38	114	.333	0	1	15	.933	0	0	.000	13	0	3	2	3.0	0	5.5	.142	3-1
09/19/2024	Boston College	*4	4	0	8	.500	40	100	.400	1	0	10	1.000	0	1	1.000	9	0	2	0	2.0	0	6.0	.219	3-1
09/20/2024	North Florida	*3	1	0	4	.250	27	73	.370	0	0	10	1.000	0	0	.000	13	0	0	0	0.0	0	1.0	.274	3-0
09/20/2024	San Diego	*3	2	1	5	.200	29	94	.309	0	1	9	.889	0	0	.000	7	0	0	1	0.0	0	2.0	.113	0-3
Totals			44	26	4	.55	.400	468	1180	.397	2	10	132	.924	0	2	1.000	107	2	12	7	14.0	1	36.0	

### Player Averages

Sets Played	Kills per set	Assists per set	Service aces per set	Digs per set	Blocks per set	Points per set
44	0.59	10.64	0.05	2.43	0.32	0.82

## ORTEGA'S CAREER STATS

SEASON	TEAM	SM-MP	K	K/S	E	TA	PCT	A	A/S	SA	SA/S	SE	DIG	D/S	RE	BS	BA	TB	B/S	BE	BHE	PTS	PTS/S
2020-21	Iowa	74-20	3	0.04	2	10	.100	387	5.23	19	0.26	29	98	1.32	0	0	1	1	0.01	0	3	22.5	0.30
2021-22	Iowa	107-30	11	0.10	6	56	.089	838	7.83	11	0.10	30	201	1.88	1	0	9	9	0.08	3	8	26.5	0.25
2022-23	Iowa	86-27	10	0.12	3	36	.194	357	4.15	4	0.05	3	93	1.08	0	0	1	1	0.01	2	2	14.5	0.17
2023-24	Iowa	111-32	21	0.19	6	72	.208	592	5.33	8	0.07	2	182	1.64	0	1	3	4	0.04	2	10	31.5	0.28
2024-25	LS	44-11	26	0.59	4	55	.400	468	10.64	2	0.05	10	107	2.43	0	2	12	14	0.32	7	1	36.0	0.82
TOTAL FOR LS			44	0.59	4	55	.400	468	10.64	2	0.05	10	107	2.43	0	2	12	14	0.32	7	1	36.0	0.82
TOTAL			422	0.17	21	229	.218	2642	6.26	44	0.10	74	681	1.61	1	3	26	29	0.07	14	24	131.0	0.31



# ALY KIRKHOFF

3

Defensive Specialist/Libero • 5-6 • Freshman • HS • Indianapolis, Ind. (Roncalli HS)

### SEASON HIGHS

Kills	NA
Attacks	4 vs. Samford (09/13/24)
Hit % (Min. 10 att)	NA
Assists	8 vs. FIU (09/06/24)
Aces	1, Three Times
Digs	26 vs. Samford (09/13/24)
Total Blocks	NA
Block Solos	NA
Block Assists	NA

### CAREER HIGHS

Kills	NA
Attacks	4 vs. Samford (09/13/24)
Hit % (Min. 10 att)	NA
Assists	8 vs. FIU (09/06/24)
Aces	1, Three Times
Digs	26 vs. Samford (09/13/24)
Total Blocks	NA
Block Solos	NA
Block Assists	NA

### Complete bio

#### Freshman Season (2024)

- Logged a season-high 26 digs vs. Samford (Sept. 13); First Tiger to have 20+ digs since 2022.
- First career ace was the match-winning point vs. Duke (Sept. 5).
- Is an AVCA High School All-American.
- Grandfather Bob Kirkhoff is in the Indiana Basketball Hall of Fame as a high school basketball coach.

### 2024 SEASON MATCH-BY-MATCH

Date	Opponent	SP	Attack				Set			Serve			Recept			Blocking				Team					
			K	E	TA	PCT	A	TA	PCT	SA	SE	TA	PCT	RE	TA	PCT	DIG	BS	BA	BE	TOTAL	BHE	POINTS	HIT%	SCORE
08/30/2024	New Hampshire	*4	0	0	0	.000	1	7	.143	0	1	8	.875	0	3	1.000	4	0	0	0	0.0	0	0.0	.235	3-2
08/30/2024	Maryland	4	0	0	0	.000	3	8	.375	0	0	0	.000	1	5	.800	10	0	0	0	0.0	0	0.0	.194	3-1
08/31/2024	Troy	5	0	0	0	.000	0	5	.000	0	2	13	.846	0	5	1.000	16	0	0	0	0.0	0	0.0	.269	2-3
09/05/2024	at Duke	4	0	1	1	-1.000	0	7	.000	1	0	10	1.000	0	0	.000	13	0	0	0	0.0	0	1.0	.178	3-1
09/06/2024	vs FIU	5	0	0	0	.000	8	20	.400	1	0	24	1.000	2	14	.857	11	0	0	0	0.0	0	1.0	.331	3-2
09/07/2024	vs Davidson	3	0	0	0	.000	5	13	.385	1	0	16	1.000	1	17	.941	6	0	0	0	0.0	0	1.0	.407	3-0
09/12/2024	at Baylor	4	0	0	2	.000	2	9	.222	0	2	17	.882	2	33	.939	18	0	0	0	0.0	0	0.0	.228	1-3
09/13/2024	vs Samford	4	0	1	4	-.250	3	17	.176	0	1	15	.933	3	32	.906	26	0	0	0	0.0	0	0.0	.142	3-1
09/19/2024	Boston College	4	0	0	1	.000	4	18	.222	0	2	14	.857	1	23	.957	17	0	0	0	0.0	0	0.0	.219	3-1
09/20/2024	North Florida	3	0	0	0	.000	5	12	.417	0	1	15	.933	0	15	1.000	14	0	0	0	0.0	0	0.0	.274	3-0
09/20/2024	San Diego	3	0	0	0	.000	3	14	.214	0	2	8	.750	2	15	.867	13	0	0	0	0.0	0	0.0	.113	0-3
Totals			43	0	2	8	-.250	34	130	.262	3	11	140	.921	12	162	.926	148	0	0	0	0.0	0	3.0	

#### Player Averages

Sets Played	Kills per set	Assists per set	Service aces per set	Digs per set	Blocks per set	Points per set
43	0.00	0.79	0.07	3.44	0.00	0.07

### KIRKHOFF'S CAREER STATS

SEASON	TEAM	SM-MP	K	K/S	E	TA	PCT	A	A/S	SA	SA/S	SE	DIG	D/S	RE	BS	BA	TB	B/S	BE	BHE	PTS	PTS/S
2024-25	LS	43-11	0	0.00	2	8	-.250	34	0.79	3	0.07	11	148	3.44	12	0	0	0	0.00	0	0	3.0	0.07
TOTAL		43 - 11	0	0.00	2	8	-.250	34	0.79	3	0.07	11	148	3.44	12	0	0	0	0.00	0	0	3.0	0.07





# ANGELINA LEE

4

Middle Blocker • 6-2 • Sophomore • 1L • Long Island, N.Y. (Farmersville HS)

### SEASON HIGHS

Kills	10, Five Times
Attacks	24 vs. Samford (09/13/24)
Hit % (Min. 10 att)	.533 vs. Boston College (09/19/24)
Assists	1, Three Times
Aces	NA
Digs	4 vs. Boston College (09/12/24)
Total Blocks	8 vs. Samford (09/13/24)
Block Solos	2 vs. North Florida (09/20/24) vs. Samford (09/13/24)
Block Assists	6, Three Times

### CAREER HIGHS

Kills	10, Five Times
Attacks	24 vs. Samford (09/13/24)
Hit % (Min. 10 att)	.533 vs. Boston College (09/19/24)
Assists	1, Three Times
Aces	NA
Digs	4 vs. Boston College (09/12/24) vs. No. 13 Arkansas (10/4/23)
Total Blocks	8 vs. Samford (09/13/24)
Block Solos	2 vs. North Florida (09/20/24) vs. Samford (09/13/24)
Block Assists	6, Four Times

### Complete bio

#### Sophomore Season (2024)

- Leads the team with 1.02 blocks per set and 45 total blocks.
- Hit a career-best .533 on 10 kills versus Boston College (Sept. 19).
- Recorded a career-high eight blocks, including two solos, vs. Samford (Sept. 13).
- Turned in a career-high 10 kills five times this season.
- Led the team in 2023 with 0.92 blocks per set over 11 matchees, and added 48 kills.

#### 2024 SEASON MATCH-BY-MATCH

			Attack				Set			Serve				Recept			Blocking				Team					
Date	Opponent	SP	K	E	TA	PCT	A	TA	PCT	SA	SE	TA	PCT	RE	TA	PCT	DIG	BS	BA	BE	TOTAL	BHE	POINTS	HIT%	SCORE	
08/30/2024	New Hampshire	*5	10	5	21	.238	0	2	.000	0	0	0	.000	0	0	.000	2	1	4	1	5.0	0	13.0	.235	3-2	
08/30/2024	Maryland	*4	8	3	17	.294	0	1	.000	0	0	0	.000	0	0	.000	0	1	6	0	7.0	0	12.0	.194	3-1	
08/31/2024	Troy	*5	10	2	17	.471	0	2	.000	0	0	0	.000	0	0	.000	0	0	6	0	6.0	0	13.0	.269	2-3	
09/05/2024	at Duke	*4	6	2	18	.222	1	1	1.000	0	0	0	.000	0	0	.000	1	0	4	1	4.0	0	8.0	.178	3-1	
09/06/2024	vs FIU	*5	10	1	18	.500	0	1	.000	0	0	0	.000	0	1	1.000	1	0	2	0	2.0	0	11.0	.331	3-2	
09/07/2024	vs Davidson	*3	6	2	12	.333	0	1	.000	0	0	0	.000	0	1	1.000	0	1	2	0	3.0	0	8.0	.407	3-0	
09/12/2024	at Baylor	*4	8	5	19	.158	1	1	1.000	0	0	0	.000	0	0	.000	2	0	2	2	2.0	0	9.0	.228	1-3	
09/13/2024	vs Samford	*4	10	6	24	.167	0	2	.000	0	0	0	.000	0	0	.000	0	2	6	0	8.0	0	15.0	.142	3-1	
09/19/2024	Boston College	*4	10	2	15	.533	0	0	.000	0	0	0	.000	0	2	1.000	4	0	3	0	3.0	0	11.5	.219	3-1	
09/20/2024	North Florida	*3	7	1	21	.286	1	1	1.000	0	0	0	.000	0	0	.000	2	2	1	0	3.0	0	9.5	.274	3-0	
09/20/2024	San Diego	*3	2	2	11	.000	0	2	.000	0	0	0	.000	0	0	.000	2	0	2	0	2.0	0	3.0	.113	0-3	
Totals			44	87	31	.193	.290	3	14	.214	0	0	0	.000	0	4	1.000	14	7	38	4	45.0	0	113.0		

#### Player Averages

Sets Played	Kills per set	Assists per set	Service aces per set	Digs per set	Blocks per set	Points per set
44	1.98	0.07	0.00	0.32	1.02	2.57

### LEE'S CAREER STATS

SEASON	TEAM	SM-MP	K	K/S	E	TA	PCT	A	A/S	SA	SA/S	SE	DIG	D/S	RE	BS	BA	TB	B/S	BE	BHE	PTS	PTS/S
2023-24	LS	37-11	48	1.30	21	120	.225	0	0.00	0	0.00	0	13	0.35	0	4	30	34	0.92	3	0	67.0	1.81
2024-25	LS	44-11	87	1.98	31	193	.290	3	0.07	0	0.00	0	14	0.32	0	7	38	45	1.02	4	0	113.0	2.57
TOTAL		81 - 22	135	1.67	52	313	.265	3	0.04	0	0.00	0	27	0.33	0	11	68	79	0.98	7	0	180.0	2.22



# JURNEE ROBINSON

5

Outside Hitter • 6-1 • Sophomore • 1L • Simpsonville, S.C. (Mauldin HS)

## SEASON HIGHS

Kills	28 vs. FIU (09/06/24)
	vs. Maryland (08/30/24)
Attacks	66 vs. FIU (09/06/24)
Hit % (Min. 10 att)	.512 vs. Davidson (09/07/24)
Assists	3, Three Times
Aces	4 vs. New Hampshire (08/30/24)
Digs	13 vs. San Diego (09/20/24)
	vs. New Hampshire (08/30/24)
Total Blocks	3, Four Times
Block Solos	1 vs. Boston College (09/19/24)
	vs. New Hampshire (08/30/24)
Block Assists	3, Three Times

## CAREER HIGHS

Kills	28 vs. FIU (09/06/24)
	vs. Maryland (08/30/24)
Attacks	66 vs. FIU (09/06/24)
Hit % (Min. 10 att)	.552 vs. Texas Tech (09/16/23)
Assists	3, Three Times
Aces	4 vs. New Hampshire (08/30/24)
Digs	17 vs. Texas A&M (10/13/23)
Total Blocks	6 at South Carolina (11/12/23)
Block Solos	2, Four Times
Block Assists	4, Three Times

## Complete bio

### Sophomore Season (2024)

- Leads the SEC and ranks No. 2 in the NCAA with 5.24 kills per set. Her 5.80 points per set ranks No. 2 in SEC.
- Has six double-doubles and six 20-kill performances in nine matches played this season.
- Has recorded a career-high 28 kills twice this season.
- Named to the 2024 Preseason All-SEC Team.
- Tabbed AVCA South Region Freshman of the Year and graced the SEC All-Freshman team.
- Ranked No. 5 among D1 freshmen in 2023 with 3.87 kills and No. 6 with 4.46 points per set.

### 2024 SEASON MATCH-BY-MATCH

Date	Opponent	SP	Attack				Set			Serve				Recept			Blocking				Team				
			K	E	TA	PCT	A	TA	PCT	SA	SE	TA	PCT	RE	TA	PCT	DIG	BS	BA	BE	TOTAL	BHE	POINTS	HIT% SCORE	
08/30/2024	New Hampshire	*5	25	10	53	.283	1	6	.167	4	5	21	.762	0	24	1.000	13	1	2	0	3.0	0	31.0	.235 3-2	
08/30/2024	Maryland	*4	28	8	46	.435	2	4	.500	2	3	14	.786	0	17	1.000	12	0	3	0	3.0	0	31.5	.194 3-1	
08/31/2024	Troy	*5	20	9	52	.212	2	6	.333	1	5	21	.762	0	23	1.000	11	0	3	0	3.0	0	22.5	.269 2-3	
09/05/2024	at Duke	*4	13	10	36	.083	3	5	.600	0	3	11	.727	0	43	1.000	11	0	1	0	1.0	0	13.5	.178 3-1	
09/06/2024	vs FIU	*5	28	6	66	.333	0	6	.000	2	3	11	.727	0	21	1.000	8	0	2	0	2.0	0	31.0	.331 3-2	
09/07/2024	vs Davidson	*3	24	3	41	.512	3	3	1.000	0	0	9	1.000	0	12	1.000	10	0	3	0	3.0	0	25.5	.407 3-0	
09/12/2024	at Baylor	*4	21	11	48	.208	2	7	.286	0	4	13	.692	0	25	1.000	7	0	2	1	2.0	0	22.0	.228 1-3	
09/19/2024	Boston College	*4	16	11	48	.104	3	5	.600	0	1	8	.875	0	16	1.000	8	1	1	0	2.0	0	17.5	.219 3-1	
09/20/2024	San Diego	*3	19	8	52	.212	1	6	.167	0	0	9	1.000	0	22	1.000	13	0	2	1	2.0	0	20.0	.113 0-3	
Totals			37	194	76	.442	.267	17	48	.354	9	24	117	.795	0	203	1.000	93	2	19	2	21.0	0	214.5	

#### Player Averages

Sets Played	Kills per set	Assists per set	Service aces per set	Digs per set	Blocks per set	Points per set
37	5.24	0.46	0.24	2.51	0.57	5.80

## ROBINSON'S CAREER STATS

SEASON	TEAM	SM-MP	K	K/S	E	TA	PCT	A	A/S	SA	SA/S	SE	DIG	D/S	RE	BS	BA	TB	B/S	BE	BHE	PTS	PTS/S
2023-24	LS	101-28	391	3.87	170	952	.232	8	0.08	20	0.20	52	181	1.79	20	15	48	63	0.62	12	2	450.0	4.46
2024-25	LS	37-9	194	5.24	76	442	.267	17	0.46	9	0.24	24	93	2.51	0	2	19	21	0.57	2	0	214.5	5.80
TOTAL		138 - 37	585	4.24	246	1394	.243	25	0.18	29	0.21	76	274	1.99	20	17	67	84	0.61	14	2	664.5	4.82



# MADISON MARTIN

6

Defensive Specialist/Libero • 5-8 • Senior • 3L • Ormond Beach, Fla. (Mt. Carmel Academy)

### SEASON HIGHS

Kills	NA
Attacks	NA
Hit % (Min. 10 att)	NA
Assists	NA
Aces	NA
Digs	NA
Total Blocks	NA
Block Solos	NA
Block Assists	NA

### CAREER HIGHS

Kills	NA
Attacks	NA
Assists	1 at Ole Miss (11/12/21)
Hit % (Min. 10 att)	NA
Aces	3 vs. Sam Houston (09/11/21)
Digs	3 at Texas A&M (11/16/22)
Total Blocks	NA
Block Solos	NA
Block Assists	NA

### Complete bio

#### Senior Season (2024)

- Sat and passed MCAT this summer.
- Logged three aces in a single match against Sam Houston State in 2021.
- Is a two-time Fall SEC Academic Honor Roll selection.
- Was named to the 2023 SEC Community Service Team.

### 2023 SEASON MATCH-BY-MATCH

Date	Opponent	SP	Attack				Set			Serve				Recept			Blocking					Team			
			K	E	TA	PCT	A	TA	PCT	SA	SE	TA	PCT	RE	TA	PCT	DIG	BS	BA	BE	TOTAL	BHE	POINTS	HIT%	SCORE
08/25/2023	UCLA	1	0	0	0	.000	0	0	.000	0	0	0	.000	0	0	.000	0	0	0	0	0.0	0	0.0	.314	3-2
Totals		1	0	0	0	.000	0	0	.000	0	0	0	.000	0	0	.000	0	0	0	0	0.0	0	0.0		

#### Player Averages

Sets Played	Kills per set	Assists per set	Service aces per set	Digs per set	Blocks per set	Points per set
1	0.00	0.00	0.00	0.00	0.00	0.00

### MARTIN'S CAREER STATS

SEASON	TEAM	SM-MP	K	K/S	E	TA	PCT	A	A/S	SA	SA/S	SE	DIG	D/S	RE	BS	BA	TB	B/S	BE	BHE	PTS	PTS/S
2021-22	LSU	31-12	0	0.00	0	0	.000	1	0.03	3	0.10	2	7	0.23	0	0	0	0	0.00	0	0	3.0	0.10
2022-23	LSU	15-5	0	0.00	0	0	.000	0	0.00	1	0.07	1	6	0.40	0	0	0	0	0.00	0	0	1.0	0.07
2023-24	LSU	1-1	0	0.00	0	0	.000	0	0.00	0	0.00	0	0	0.00	0	0	0	0	0.00	0	0	0.0	0.00
TOTAL		47 - 18	0	0.00	0	0	.000	1	0.02	4	0.09	3	13	0.28	0	0	0	0	0.00	0	0	4.0	0.09





# JESSICA JONES

7

Middle Blocker • 6-2 • Freshman • HS • Frisco, Texas (Wakeland HS)

## SEASON HIGHS

Kills	12 vs. Troy (08/31/24)
Attacks	24 vs. Samford (09/13/24)
Hit % (Min. 10 att)	.500 vs. Troy (08/31/24)
Assists	1 vs. Maryland (08/30/24)
Aces	2 vs. Samford (09/13/24)
Digs	7 vs. Samford (09/13/24)
Total Blocks	12 vs. Troy (08/31/24)
Block Solos	2 vs. Troy (08/31/24)
Block Assists	10 vs. Troy (08/31/24)

## CAREER HIGHS

Kills	12 vs. Troy (08/31/24)
Attacks	24 vs. Samford (09/13/24)
Hit % (Min. 10 att)	.500 vs. Troy (08/31/24)
Assists	1 vs. Maryland (08/30/24)
Aces	2 vs. Samford (09/13/24)
Digs	7 vs. Samford (09/13/24)
Total Blocks	12 vs. Troy (08/31/24)
Block Solos	2 vs. Troy (08/31/24)
Block Assists	10 vs. Troy (08/31/24)

## Complete bio

### Freshman Season (2024)

- Leads the team with a .333 hitting percentage and is second on the team with 0.95 blocks per set.
- Logged a double-double vs. Troy (Aug. 31) with 12 kills along with 12 blocks.
- Became first LSU Tiger with 10 or more blocks in a match since 2021.
- Named 2023 AVCA Girls High School All-American.
- Brother, Ryan, plays football at North Dakota St.

## 2024 SEASON MATCH-BY-MATCH

Date	Opponent	SP	Attack				Set			Serve			Recept			DIG	Blocking			Team					
			K	E	TA	PCT	A	TA	PCT	SA	SE	TA	PCT	RE	TA		PCT	BS	BA	BE	TOTAL	BHE	POINTS	HIT%	SCORE
08/30/2024	New Hampshire	*5	7	2	12	.417	0	1	.000	0	0	3	1.000	0	0	.000	0	1	1	1	2.0	0	8.5	.235	3-2
08/30/2024	Maryland	*4	6	2	16	.250	1	1	1.000	0	1	3	.667	0	1	1.000	0	0	2	0	2.0	0	7.0	.194	3-1
08/31/2024	Troy	*5	12	1	22	.500	0	0	.000	0	0	0	.000	0	0	.000	1	2	10	1	12.0	0	19.0	.269	2-3
09/05/2024	at Duke	*4	7	0	15	.467	0	1	.000	0	1	1	.000	0	0	.000	0	0	1	0	1.0	0	7.5	.178	3-1
09/06/2024	vs FIU	*5	8	4	19	.211	0	2	.000	0	0	0	.000	0	0	.000	2	0	4	2	4.0	0	10.0	.331	3-2
09/07/2024	vs Davidson	*3	3	2	7	.143	0	0	.000	0	0	0	.000	0	0	.000	0	0	4	0	4.0	0	5.0	.407	3-0
09/12/2024	at Baylor	*4	7	1	15	.400	0	1	.000	0	0	4	1.000	0	1	1.000	3	1	3	2	4.0	0	9.5	.228	1-3
09/13/2024	vs Samford	*4	9	3	24	.250	0	1	.000	2	0	18	1.000	0	0	.000	7	1	5	1	6.0	0	14.5	.142	3-1
09/19/2024	Boston College	*4	5	2	13	.231	0	3	.000	1	1	14	.929	0	2	1.000	0	1	1	0	2.0	0	7.5	.219	3-1
09/20/2024	North Florida	*3	6	1	13	.385	0	0	.000	0	0	6	1.000	0	0	.000	2	1	1	1	2.0	0	7.5	.274	3-0
09/20/2024	San Diego	*3	3	0	9	.333	0	0	.000	1	1	12	.917	0	1	1.000	4	0	3	1	3.0	0	5.5	.113	0-3
Totals			44	73	18	165	.333	1	10	.100	4	4	61	.934	0	5	1.000	19	7	35	9	42.0	0	101.5	

### Player Averages

Sets Played	Kills per set	Assists per set	Service aces per set	Digs per set	Blocks per set	Points per set
44	1.66	0.02	0.09	0.43	0.95	2.31

## JONES' CAREER STATS

SEASON	TEAM	SM-MP	K	K/S	E	TA	PCT	A	A/S	SA	SA/S	SE	DIG	D/S	RE	BS	BA	TB	B/S	BE	BHE	PTS	PTS/S
2024-25	LS	44-11	73	1.66	18	165	.333	1	0.02	4	0.09	4	19	0.43	0	7	35	42	0.95	9	0	101.5	2.31
TOTAL		44 - 11	73	1.66	18	165	.333	1	0.02	4	0.09	4	19	0.43	0	7	35	42	0.95	9	0	101.5	2.31



# ELLA HEMMINGS

8

Defensive Specialist/Libero • 5-6 • Sophomore • 1L • Brownsburg, Ind. (Brownsburg HS)

## SEASON HIGHS

Kills	1 vs. New Hampshire (08/30/24)
Attacks	1 vs. New Hampshire (08/30/24)
Hit % (Min. 10 att)	NA
Assists	3 vs. FIU (09/06/24)
Aces	1 at Duke (09/05/24)
Digs	7 at Duke (09/05/24) vs. Maryland (08/30/24)
Total Blocks	NA
Block Solos	NA
Block Assists	NA

## CAREER HIGHS

Kills	1 vs. New Hampshire (08/30/24)
Attacks	1 vs. New Hampshire (08/30/24)
Hit % (Min. 10 att)	NA
Assists	3 vs. FIU (09/06/24)
Aces	2 at No. 22 Kentucky (09/22/23) vs. UCLA (08/26/23)
Digs	7 at Duke (09/05/24) vs. Maryland (08/30/24)
Total Blocks	NA
Block Solos	NA
Block Assists	NA

## Complete bio

### Sophomore Season (2024)

- Set a new career-high with seven digs vs. Maryland (Aug. 30) and at Duke (Sept. 5).
- Played in 68 setss over 22 matches in 2023 and totaled 13 aces.
- A four-year letterwinner for Brownsburg High School.
- Named Best Libero by Prep Volleyball.

## 2024 SEASON MATCH-BY-MATCH

Date	Opponent	SP	Attack				Set			Serve				Recept			Blocking				Team			
			K	E	TA	PCT	A	TA	PCT	SA	SE	TA	PCT	RE	TA	PCT	DIG	BS	BA	BE	TOTAL	BHE	POINTS	HIT% SCORE
08/30/2024	New Hampshire	5	1	0	1	1.000	0	6	.000	0	2	7	.714	0	25	1.000	6	0	0	0	0.0	0	1.0	.235 3-2
08/30/2024	Maryland	4	0	0	0	.000	2	4	.500	0	3	20	.850	1	22	.955	7	0	0	0	0.0	0	0.0	.194 3-1
08/31/2024	Troy	5	0	0	0	.000	2	4	.500	0	3	12	.750	0	34	1.000	4	0	0	0	0.0	0	0.0	.269 2-3
09/05/2024	at Duke	4	0	0	0	.000	1	6	.167	1	3	10	.700	0	15	1.000	7	0	0	0	0.0	0	1.0	.178 3-1
09/06/2024	vs FIU	3	0	0	0	.000	3	5	.600	0	0	0	.000	1	18	.944	2	0	0	0	0.0	0	0.0	.331 3-2
09/07/2024	vs Davidson	3	0	0	0	.000	0	0	.000	0	0	1	1.000	0	3	1.000	0	0	0	0	0.0	0	0.0	.407 3-0
09/12/2024	at Baylor	3	0	0	0	.000	0	1	.000	0	0	0	.000	0	2	1.000	0	0	0	0	0.0	0	0.0	.228 1-3
09/13/2024	vs Samford	4	0	0	0	.000	1	2	.500	0	0	0	.000	1	11	.909	6	0	0	0	0.0	0	0.0	.142 3-1
09/19/2024	Boston College	3	0	0	0	.000	1	2	.500	0	0	0	.000	3	7	.571	2	0	0	0	0.0	0	0.0	.219 3-1
09/20/2024	North Florida	2	0	0	0	.000	0	0	.000	0	0	0	.000	0	1	1.000	4	0	0	0	0.0	0	0.0	.274 3-0
09/20/2024	San Diego	3	0	0	0	.000	0	0	.000	0	1	2	.500	0	3	1.000	3	0	0	0	0.0	0	0.0	.113 0-3
Totals		39	1	0	1	1.000	10	30	.333	1	12	52	.769	6	141	.957	41	0	0	0	0.0	0	2.0	

### Player Averages

Sets Played	Kills per set	Assists per set	Service aces per set	Digs per set	Blocks per set	Points per set
39	0.03	0.26	0.03	1.05	0.00	0.05

## HEMMINGS' CAREER STATS

SEASON	TEAM	SM-MP	K	K/S	E	TA	PCT	A	A/S	SA	SA/S	SE	DIG	D/S	RE	BS	BA	TB	B/S	BE	BHE	PTS	PTS/S
2023-24	LS	68-22	0	0.00	0	0	.000	10	0.15	13	0.19	12	25	0.37	0	0	0	0	0.00	0	0	13.0	0.19
2024-25	LS	39-11	1	0.03	0	1	1.000	10	0.26	1	0.03	12	41	1.05	6	0	0	0	0.00	0	0	2.0	0.05
TOTAL		107 - 33	1	0.01	0	1	1.000	20	0.19	14	0.13	24	66	0.62	6	0	0	0	0.00	0	0	15.0	0.14



# SHEA BRUNTMYER

# 9

Setter • 5-9 • Freshman • HS • Abilene, Texas (IMG Academy)

## SEASON HIGHS

Kills	NA
Attacks	NA
Hit % (Min. 10 att)	NA
Assists	NA
Aces	NA
Digs	NA
Total Blocks	NA
Block Solos	NA
Block Assists	NA

## CAREER HIGHS

Kills	NA
Attacks	NA
Hit % (Min. 10 att)	NA
Assists	NA
Aces	NA
Digs	NA
Total Blocks	NA
Block Solos	NA
Block Assists	NA

## [Complete bio](#)

### Freshman Season (2024)

- Moved from Abilene, Texas, to be part of IMG Academy's Inaugural volleyball season.
- Was honored as the Setter of the Year, District MVP, and First Team All-State at Abilene High School.
- Totaled 2,132 assists, 250 aces, 633 digs and 464 kills during her high school career.

## 2024 SEASON MATCH-BY-MATCH

## BRUNTMYER'S CAREER STATS



# LAINEE PYLES

11

Outside Hitter • 6-2 • Freshman • HS • Keller, Texas (Fossil Ridge HS)

### SEASON HIGHS

Kills	14 vs. Samford (09/13/24)
Attacks	32 vs. Samford (09/13/24)
Hit % (Min. 10 att)	.316 at No. 18 Baylor (09/12/24)
Assists	1 vs. New Hampshire (08/30/24)
Aces	3 vs. San Diego (09/20/24)
Digs	4 vs. Boston College (09/19/24)
Total Blocks	4 vs. Samford (09/13/24)
Block Solos	NA
Block Assists	4 vs. Samford (09/13/24)

### CAREER HIGHS

Kills	14 vs. Samford (09/13/24)
Attacks	32 vs. Samford (09/13/24)
Hit % (Min. 10 att)	.316 at No. 18 Baylor (09/12/24)
Assists	1 vs. New Hampshire (08/30/24)
Aces	3 vs. San Diego (09/20/24)
Digs	4 vs. Boston College (09/19/24)
Total Blocks	4 vs. Samford (09/13/24)
Block Solos	NA
Block Assists	4 vs. Samford (09/13/24)

### Complete bio

#### Freshman Season (2024)

- Led the team with 23 total kills at the Baylor Invitational, including a season-high 14 kills and four blocks vs. Samford (Sept. 13).
- Served a season-high three aces vs. San Diego (Sept. 20).
- Was teammates with Bri Watson with Madfrog Volleyball Club and won the 2022 National Championship.
- Named Tournament MVP in the USA Volleyball All-Star Tournament.

### 2024 SEASON MATCH-BY-MATCH

Date	Opponent	Attack					Set			Serve				Recept			Blocking				Team				
		SP	K	E	TA	PCT	A	TA	PCT	SA	SE	TA	PCT	RE	TA	PCT	DIG	BS	BA	BE	TOTAL	BHE	POINTS	HIT%	SCORE
08/30/2024	New Hampshire	1	0	2	8	-.250	1	2	.500	1	0	3	1.000	0	1	1.000	2	0	0	0	0.0	0	1.0	.235	3-2
08/30/2024	Maryland	4	5	7	25	-.080	0	0	.000	2	3	13	.769	0	3	1.000	3	0	1	0	1.0	0	7.5	.194	3-1
08/31/2024	Troy	4	2	2	7	.000	0	1	.000	0	2	5	.600	0	0	.000	2	0	2	0	2.0	0	3.0	.269	2-3
09/12/2024	at Baylor	3	9	3	19	.316	0	1	.000	1	3	11	.727	0	0	.000	0	0	0	0	0.0	0	10.0	.228	1-3
09/13/2024	vs Samford	4	14	4	32	.313	0	2	.000	0	2	16	.875	0	0	.000	3	0	4	0	4.0	0	16.0	.142	3-1
09/19/2024	Boston College	*4	13	4	30	.300	0	0	.000	1	1	23	.957	0	0	.000	4	0	0	0	0.0	0	14.0	.219	3-1
09/20/2024	North Florida	*3	6	5	30	.033	0	1	.000	3	5	18	.722	0	0	.000	0	0	1	1	1.0	0	9.5	.274	3-0
09/20/2024	San Diego	*3	3	5	27	-.074	0	3	.000	1	2	7	.714	0	0	.000	3	0	2	0	2.0	0	5.0	.113	0-3
Totals		26	52	32	178	.112	1	10	.100	9	18	96	.813	0	4	1.000	17	0	10	1	10.0	0	66.0		

#### Player Averages

Sets Played	Kills per set	Assists per set	Service aces per set	Digs per set	Blocks per set	Points per set
26	2.00	0.04	0.35	0.65	0.38	2.54

### PYLES' CAREER STATS

SEASON	TEAM	SM-MP	K	K/S	E	TA	PCT	A	A/S	SA	SA/S	SE	DIG	D/S	RE	BS	BA	TB	B/S	BE	BHE	PTS	PTS/S
2024-25	LS	26-8	52	2.00	32	178	.112	1	0.04	9	0.35	18	17	0.65	0	0	10	10	0.38	1	0	66.0	2.54
TOTAL		26 - 8	52	2.00	32	178	.112	1	0.04	9	0.35	18	17	0.65	0	0	10	10	0.38	1	0	66.0	2.54





# BRI WATSON

# 12

Outside Hitter • 6-1 • Freshman • HS • Flower Mound, Texas (Flower Mound HS)

## SEASON HIGHS

Kills	NA
Attacks	NA
Hit % (Min. 10 att)	NA
Assists	NA
Aces	NA
Digs	NA
Total Blocks	NA
Block Solos	NA
Block Assists	NA

## CAREER HIGHS

Kills	NA
Attacks	NA
Hit % (Min. 10 att)	NA
Assists	NA
Aces	NA
Digs	NA
Total Blocks	NA
Block Solos	NA
Block Assists	NA

## [Complete bio](#)

### Freshman Season (2024)

- Is a two-time All-State selection at Flower Mound High School.
- Won Gold medal at GJMC 16U Open.
- Named 17U All-American by Prep Volleyball.
- Sister Makayla runs track at Pitt State.
- Was teammates with Jessica Jones on Drive Nation and Lainee Pyles with Madfrog Volleyball Club.

## 2024 SEASON MATCH-BY-MATCH

## WATSON'S CAREER STATS



# AC FROEHLICH

13

Outside Hitter • 6-1 • Sophomore • 1L • Lafayette, La. (St. Thomas HS)

### SEASON HIGHS

Kills	15 vs. FIU (09/06/24)
Attacks	51 at Duke (09/05/24)
Hit % (Min. 10 att)	.474 vs. North Florida (09/20/24)
Assists	2 vs. New Hampshire (08/30/24)
Aces	4 at Duke (09/05/24)
Digs	14 vs. FIU (09/06/24)
Total Blocks	2 vs. Samford (09/13/24) vs. FIU (09/06/24)
Block Solos	NA
Block Assists	2 vs. Samford (09/13/24) vs. FIU (09/06/24)

### CAREER HIGHS

Kills	15 vs. FIU (09/06/24)
Attacks	51 at Duke (09/05/24)
Hit % (Min. 10 att)	.474 vs. North Florida (09/20/24)
Assists	2 vs. New Hampshire (08/30/24)
Aces	4 at Duke (09/05/24)
Digs	14 vs. FIU (09/06/24)
Total Blocks	2 vs. Samford (09/13/24) vs. FIU (09/06/24)
Block Solos	NA
Block Assists	2 vs. Samford (09/13/24) vs. FIU (09/06/24)

### Complete bio

#### Sophomore Season (2024)

- Recorded first career double-double with career-highs of 15 kills and 14 digs vs. FIU (Sept. 6).
- Turned in a career-high four aces vs. Duke (Sept. 5) and a .474 hitting percentage vs. North Florida (Sept. 20).
- Logged an ace and four digs in her collegiate debut vs. Southeastern Louisiana (Sept. 10, 2023).
- Helped lead St. Thomas More High School to a 2022 Louisiana State Championship title.
- Named the 2022 Louisiana Gatorade Player of the Year and an AVCA High School All-American.

#### 2024 SEASON MATCH-BY-MATCH

		Attack					Set			Serve				Recept			Blocking				Team				
Date	Opponent	SP	K	E	TA	PCT	A	TA	PCT	SA	SE	TA	PCT	RE	TA	PCT	DIG	BS	BA	BE	TOTAL	BHE	POINTS	HIT%	SCORE
08/30/2024	New Hampshire	*2	3	1	8	.250	2	4	.500	0	3	11	.727	0	8	1.000	9	0	1	1	1.0	0	3.5	.235	3-2
08/31/2024	Troy	2	4	2	16	.125	0	0	.000	0	1	4	.750	0	0	.000	1	0	0	1	0.0	0	4.0	.269	2-3
09/05/2024	at Duke	*4	14	8	51	.118	0	1	.000	4	3	25	.880	0	2	1.000	4	0	0	1	0.0	0	18.0	.178	3-1
09/06/2024	vs FIU	*5	15	2	35	.371	0	2	.000	3	1	25	.960	0	9	1.000	14	0	2	1	2.0	0	19.0	.331	3-2
09/07/2024	vs Davidson	*3	9	5	19	.211	0	3	.000	0	0	15	1.000	0	5	1.000	9	0	1	0	1.0	0	9.5	.407	3-0
09/12/2024	at Baylor	*3	3	4	14	-.071	0	1	.000	0	0	7	1.000	0	2	1.000	3	0	0	0	0.0	0	3.0	.228	1-3
09/13/2024	vs Samford	*4	5	6	28	-.036	0	0	.000	1	1	9	.889	1	6	.833	2	0	2	0	2.0	0	7.0	.142	3-1
09/19/2024	Boston College	3	4	2	8	.250	1	2	.500	0	0	3	1.000	0	2	1.000	2	0	0	0	0.0	0	4.0	.219	3-1
09/20/2024	North Florida	*3	9	0	19	.474	1	2	.500	1	1	9	.889	1	13	.923	7	0	1	0	1.0	0	10.5	.274	3-0
09/20/2024	San Diego	2	0	2	8	-.250	0	1	.000	0	0	3	1.000	0	0	.000	2	0	0	0	0.0	0	0.0	.113	0-3
Totals		31	66	32	206	.165	4	16	.250	9	10	111	.910	2	47	.957	53	0	7	3	7.0	0	78.5		

#### Player Averages

Sets Played	Kills per set	Assists per set	Service aces per set	Digs per set	Blocks per set	Points per set
31	2.13	0.13	0.29	1.71	0.23	2.53

### FROEHLICH'S CAREER STATS

SEASON	TEAM	SM-MP	K	K/S	E	TA	PCT	A	A/S	SA	SA/S	SE	DIG	D/S	RE	BS	BA	TB	B/S	BE	BHE	PTS	PTS/S
2023-24	LS	4-1	0	0.00	0	0	.000	0	0.00	1	0.25	1	4	1.00	0	0	0	0	0.00	0	0	1.0	0.25
2024-25	LS	31-10	66	2.13	32	206	.165	4	0.13	9	0.29	10	53	1.71	2	0	7	7	0.23	3	0	78.5	2.53
TOTAL		35 - 11	66	1.89	32	206	.165	4	0.11	10	0.29	11	57	1.63	2	0	7	7	0.20	3	0	79.5	2.27



# RUMUR ROUILLE

14

Middle Block • 6-4 • Senior • TR • Tuscon, Ariz. (Ironwood Ridge HS)

SEASON HIGHS	
Kills	NA
Attacks	NA
Hit % (Min. 10 att)	NA
Assists	NA
Aces	NA
Digs	NA
Total Blocks	NA
Block Solos	NA
Block Assists	NA
CAREER HIGHS	
Kills	10 vs. Central Conn. St. (09/22/23)*
Attacks	25 vs. Delaware St. (09/12/23)*
Hit % (Min. 10 att)	.571 vs. Merrimack (10/01/21)*
Assists	1, Eight Times*
Aces	N/A
Digs	5 at Merrimack (10/08/22)*
Total Blocks	12 vs. Merrimack (10/13/23)*
Block Solos	4 at Sacred Heart (11/17/23)* vs. Lehigh (08/25/23)*
Block Assists	10 vs. Sacred Heart (09/23/23)*
* Played at Long Island.	

### Complete bio

#### Senior Season (2024)

- A two-time All-Northeast Conference (NEC) selection at Long Island.
- Led the NEC in blocks for two consecutive seasons, including 134 blocks and 1.24 per set in 2023.
- Enters 2024 with 294 career blocks (1.16/set), including 45 solos, and has 288 kills and .249 hitting percentage.
- Named the 2023-2024 NEC Scholar-Athlete of the Year.

#### 2023 SEASON MATCH-BY-MATCH (AT LONG ISLAND)

Date	Opponent	SP	Attack				Set			Serve			Recept			DIG	BS	Blocking			Team				
			K	E	TA	PCT	A	TA	PCT	SA	SE	TA	PCT	RE	TA			PCT	BA	BE	TOTAL	BHE	POINTS	HIT% SCORE	
08/25/2023	vs Lehigh	*5	7	3	20	.200	0	0	.000	0	0	0	.000	0	0	.000	3	4	0	1	4.0	0	11.0	.130 2-3	
08/26/2023	at Temple	*3	3	3	11	.000	0	0	.000	0	0	0	.000	0	0	.000	2	2	4	0	6.0	0	7.0	.070 0-3	
09/01/2023	at Grand Canyon	*3	6	2	12	.333	0	1	.000	0	0	0	.000	0	0	.000	0	3	0	0	3.0	0	9.0	-.046 0-3	
09/02/2023	vs Iowa St.	*3	0	2	8	-.250	0	2	.000	0	0	0	.000	0	0	.000	1	0	0	0	0.0	0	0.0	.062 0-3	
09/02/2023	vs Arizona	*3	2	0	8	.250	0	0	.000	0	0	0	.000	0	0	.000	0	1	1	0	2.0	0	3.5	.120 0-3	
09/05/2023	Fairfield	*3	3	3	14	.000	0	3	.000	0	0	0	.000	0	2	1.000	1	0	5	0	5.0	1	5.5	.188 3-0	
09/07/2023	vs Boston College	*3	2	1	5	.200	0	2	.000	0	0	0	.000	0	0	.000	1	0	4	1	4.0	0	4.0	-.028 0-3	
09/08/2023	vs Fordham	*4	3	1	14	.143	0	5	.000	0	0	0	.000	0	0	.000	0	0	2	1	2.0	0	4.0	.124 1-3	
09/09/2023	at Iona	*4	5	1	12	.333	0	1	.000	0	0	0	.000	0	1	1.000	2	3	4	0	7.0	0	10.0	.165 1-3	
09/12/2023	Delaware St.	*5	9	2	25	.280	0	0	.000	0	0	0	.000	1	2	.500	0	0	6	0	6.0	0	12.0	.198 2-3	
09/14/2023	at Kansas St.	*3	2	2	13	.000	0	1	.000	0	0	0	.000	0	0	.000	0	0	2	0	2.0	0	3.0	-.047 0-3	
09/15/2023	vs Rice	*5	3	2	14	.071	0	2	.000	0	0	0	.000	0	1	1.000	0	2	3	0	5.0	0	6.5	.174 2-3	
09/22/2023	Central Conn. St.	*5	10	3	20	.350	0	1	.000	0	0	0	.000	0	0	.000	0	2	3	1	5.0	0	13.5	.225 3-2	
09/23/2023	Sacred Heart	*5	7	2	20	.250	0	1	.000	0	0	0	.000	0	0	.000	0	0	10	0	10.0	0	12.0	.195 2-3	
09/29/2023	at Le Moyne	*2	2	0	5	.400	0	1	.000	0	0	0	.000	0	0	.000	0	0	1	0	1.0	0	2.5	.267 3-0	
09/30/2023	at Saint Francis (PA)	*3	3	2	9	.111	0	0	.000	0	0	0	.000	0	0	.000	0	0	1	0	1.0	0	3.5	.253 3-0	
10/07/2023	at FDU	*4	7	1	17	.353	0	0	.000	0	0	0	.000	0	2	1.000	2	1	5	0	6.0	0	10.5	.149 1-3	
10/10/2023	Binghamton	*4	6	4	14	.143	0	0	.000	0	0	1	1.000	1	2	.500	2	0	3	0	3.0	0	7.5	.175 1-3	
10/13/2023	Merrimack	*4	9	2	18	.389	0	0	.000	0	0	0	.000	0	0	.000	0	3	9	2	12.0	0	16.5	.212 3-1	
10/14/2023	Stonehill	*3	4	1	9	.333	0	0	.000	0	0	0	.000	0	0	.000	0	0	5	0	5.0	0	6.5	.247 3-0	
10/20/2023	at Central Conn. St.	*4	7	2	15	.333	1	3	.333	0	0	0	.000	0	1	1.000	4	1	5	2	6.0	0	10.5	.158 3-1	
10/21/2023	at Sacred Heart	*3	4	0	6	.667	0	0	.000	0	0	3	1.000	0	0	.000	1	1	3	0	4.0	0	6.5	.119 0-3	
10/28/2023	FDU	*4	8	1	16	.438	1	6	.167	0	0	0	.000	0	0	.000	0	0	7	1	7.0	1	11.5	.271 1-3	
10/31/2023	at UAlbany	*4	3	2	13	.077	0	1	.000	0	0	1	1.000	0	0	.000	0	0	2	1	2.0	0	4.0	.120 3-1	
11/03/2023	at Merrimack	*3	3	0	7	.429	0	1	.000	0	0	0	.000	0	0	.000	1	0	2	1	2.0	0	4.0	.271 3-0	
11/04/2023	at Stonehill	*3	6	2	12	.333	0	0	.000	0	0	0	.000	0	0	.000	0	1	3	0	4.0	0	8.5	.402 3-0	
11/10/2023	Le Moyne	*2	2	1	5	.200	0	0	.000	0	0	0	.000	0	0	.000	1	0	2	0	2.0	0	3.0	.435 3-0	
11/11/2023	Saint Francis (PA)	*4	7	3	16	.250	0	1	.000	0	0	0	.000	0	0	.000	0	0	3	0	3.0	0	8.5	.180 1-3	
11/17/2023	at Sacred Heart	*4	4	0	14	.286	0	0	.000	0	0	0	.000	0	0	.000	0	4	4	0	8.0	0	10.0	.184 3-1	
11/18/2023	vs FDU	*4	4	0	11	.364	0	1	.000	0	0	0	.000	0	0	.000	1	0	5	0	5.0	0	6.5	.279 3-1	
12/01/2023	at Nebraska	*3	2	1	8	.125	0	0	.000	0	0	0	.000	0	2	1.000	0	2	5	0	7.0	0	6.5	.151 0-3	
Totals			112	143	49	391	.240	2	33	.061	0	0	5	1.000	2	13	.846	24	30	109	11	139.0	2	227.5	

Player Averages						
Sets Played	Kills per set	Assists per set	Service aces per set	Digs per set	Blocks per set	Points per set
112	1.28	0.02	0.00	0.21	1.24	2.03

### ROUILLE'S CAREER STATS

SEASON	TEAM	SM-MP	K	K/S	E	TA	PCT	A	A/S	SA	SA/S	SE	DIG	D/S	RE	BS	BA	TB	B/S	BE	BHE	PTS	PTS/S
2021-22	LIU	70-24	61	0.87	27	180	.189	3	0.04	0	0.00	0	8	0.11	0	5	55	60	0.86	3	0	93.5	1.34
2022-23	LIU	70-26	84	1.20	19	203	.320	3	0.04	0	0.00	1	19	0.27	0	10	85	95	1.36	7	0	136.5	1.95
2023-24	LIU	112-31	143	1.28	49	391	.240	2	0.02	0	0.00	0	24	0.21	2	30	109	139	1.24	11	2	227.5	2.03
TOTAL		252 - 81	288	1.14	95	774	.249	8	0.03	0	0.00	1	51	0.20	2	45	249	294	1.17	21	2	457.5	1.82



# MIKA ROME

# 16

Setter • 5-10 • Redshirt Freshman • HS • Ra'anana, Israel (Mekif HaSharon School)

## SEASON HIGHS

Kills	NA
Attacks	NA
Hit % (Min. 10 att)	NA
Assists	NA
Aces	NA
Digs	NA
Total Blocks	NA
Block Solos	NA
Block Assists	NA

## CAREER HIGHS

Kills	NA
Attacks	NA
Hit % (Min. 10 att)	NA
Assists	NA
Aces	NA
Digs	NA
Total Blocks	NA
Block Solos	NA
Block Assists	NA

## [Complete bio](#)

### Redshirt Freshman Season (2024)

- Redshirt last season and will miss this season due to injury.
- Played for the Israeli National Team and was captain for a number of youth Israeli teams.
- U21 Israeli Team qualified for the European Championship and finished 7th.

## 2024 SEASON MATCH-BY-MATCH

## ROME'S CAREER STATS





# REMI NUSS

18

Defensive Specialist/Libero • 5-6 • Freshman • HS • Overland Park, Kan. (Blue Valley Northwest HS)

## SEASON HIGHS

Kills	NA
Attacks	NA
Hit % (Min. 10 att)	NA
Assists	1, Three Times
Aces	1 at Duke (09/05/24) vs. New Hampshire (08/30/24)
Digs	9 vs. Boston College (09/19/24)
Total Blocks	NA
Block Solos	NA
Block Assists	NA

## CAREER HIGHS

Kills	NA
Attacks	NA
Hit % (Min. 10 att)	NA
Assists	1, Three Times
Aces	1 at Duke (09/05/24) vs. New Hampshire (08/30/24)
Digs	9 vs. Boston College (09/19/24)
Total Blocks	NA
Block Solos	NA
Block Assists	NA

## Complete bio

### Freshman Season (2024)

- Made first collegiate start in the four-set win against Samford (Sept. 13).
- Was an All-Eastern Kansas League selection at Blue Valley Northwest High School.
- Qualified for USAV GJNC's every year with Mavs KC volleyball club.
- Won the 2021 USAV GJNC 15 National Division Championship.

### 2024 SEASON MATCH-BY-MATCH

		Attack				Set			Serve			Recept			Blocking				Team						
Date	Opponent	SP	K	E	TA	PCT	A	TA	PCT	SA	SE	TA	PCT	RE	TA	PCT	DIG	BS	BA	BE	TOTAL	BHE	POINTS	HIT%	SCORE
08/30/2024	New Hampshire	4	0	0	0	.000	0	1	.000	1	1	16	.938	0	0	.000	2	0	0	0	0.0	0	1.0	.235	3-2
08/30/2024	Maryland	4	0	0	0	.000	0	0	.000	0	1	9	.889	0	0	.000	2	0	0	0	0.0	0	0.0	.194	3-1
08/31/2024	Troy	5	0	0	0	.000	0	0	.000	0	1	14	.929	0	0	.000	1	0	0	0	0.0	0	0.0	.269	2-3
09/05/2024	at Duke	4	0	0	0	.000	0	2	.000	1	1	13	.923	0	0	.000	0	0	0	0	0.0	0	1.0	.178	3-1
09/06/2024	vs FIU	4	0	0	0	.000	1	2	.500	0	1	13	.923	0	0	.000	3	0	0	0	0.0	0	0.0	.331	3-2
09/07/2024	vs Davidson	2	0	0	0	.000	0	0	.000	0	1	7	.857	0	0	.000	0	0	0	0	0.0	0	0.0	.407	3-0
09/12/2024	at Baylor	4	0	0	0	.000	1	3	.333	0	0	0	.000	0	11	1.000	5	0	0	0	0.0	0	0.0	.228	1-3
09/13/2024	vs Samford	*4	0	0	0	.000	0	2	.000	0	0	4	1.000	0	15	1.000	6	0	0	0	0.0	0	0.0	.142	3-1
09/19/2024	Boston College	4	0	0	0	.000	1	4	.250	0	0	0	.000	0	14	1.000	9	0	0	0	0.0	0	0.0	.219	3-1
09/20/2024	North Florida	3	0	0	0	.000	0	1	.000	0	0	0	.000	0	2	1.000	4	0	0	0	0.0	0	0.0	.274	3-0
09/20/2024	San Diego	3	0	0	0	.000	0	2	.000	0	0	0	.000	0	7	1.000	4	0	0	0	0.0	0	0.0	.113	0-3
Totals		41	0	0	0	.000	3	17	.176	2	6	76	.921	0	49	1.000	36	0	0	0	0.0	0	2.0		

#### Player Averages

Sets Played	Kills per set	Assists per set	Service aces per set	Digs per set	Blocks per set	Points per set
41	0.00	0.07	0.05	0.88	0.00	0.05

### NUSS' CAREER STATS

SEASON	TEAM	SM-MP	K	K/S	E	TA	PCT	A	A/S	SA	SA/S	SE	DIG	D/S	RE	BS	BA	TB	B/S	BE	BHE	PTS	PTS/S
2024-25	LS	41-11	0	0.00	0	0	.000	3	0.07	2	0.05	6	36	0.88	0	0	0	0	0.00	0	0	2.0	0.05
TOTAL		41 - 11	0	0.00	0	0	.000	3	0.07	2	0.05	6	36	0.88	0	0	0	0	0.00	0	0	2.0	0.05



# JADE DEMPS

23

Right Side • 6-2 • Fifth-Year Senior • 1L • Raleigh, N.C. (Wisconsin)

## SEASON HIGHS

Kills	13 vs. Troy (08/31/24)
Attacks	38 vs. Samford (09/13/24)
Hit % (Min. 10 att)	.545 vs. Davidson (09/07/24)
Assists	1, Five Times
Aces	3 vs. Maryland (08/30/24)
Digs	17 at Duke (09/05/24)
Total Blocks	7 vs. Troy (08/31/24)
Block Solos	NA
Block Assists	7 vs. Troy (08/31/24)

## CAREER HIGHS

Kills	18 at Minnesota (11/21/21)*
Attacks	49 at Minnesota (11/21/21)*
Hit % (Min. 10 att)	.545 vs. Davidson (09/07/24) vs. Penn St. (10/23/22)*
Assists	4 vs. No. 13 Arkansas (10/4/23)
Aces	3, Three Times
Digs	17 at Duke (09/05/24) vs. UCLA (08/26/23)
Total Blocks	7 vs. Troy (08/31/24)
Block Solos	1, Three Times (2x*)
Block Assists	7 vs. Troy (08/31/24)

\* Played at Wisconsin.

## [Complete bio](#)

### Senior Season (2024)

- Had a season-high 13 kills and career-high seven blocks vs. Troy (Aug. 31).
- Matched career-highs of a .545 hitting percentage and 17 digs during tournament at Duke (Sept. 5-7).
- Totaled 182 kills, 137 digs, 37 blocks, 23 assists and nine aces in her first season at LSU.
- Has five career double-doubles (two at Wisconsin).
- Made two Final Four appearances and won the 2021 National Championship with Wisconsin.
- Attended the same high school as Pete Maravich - Broughton HS in North Carolina.

### 2024 SEASON MATCH-BY-MATCH

		Attack				Set			Serve				Recept			Blocking				Team						
Date	Opponent	SP	K	E	TA	PCT	A	TA	PCT	SA	SE	TA	PCT	RE	TA	PCT	DIG	BS	BA	BE	TOTAL	BHE	POINTS	HIT%	SCORE	
08/30/2024	New Hampshire	3	3	3	16	.000	0	4	.000	1	0	11	1.000	0	7	1.000	10	0	2	0	2.0	0	5.0	.235	3-2	
08/30/2024	Maryland	*4	5	4	24	.042	0	4	.000	3	1	15	.933	0	13	1.000	10	0	2	0	2.0	0	9.0	.194	3-1	
08/31/2024	Troy	*5	13	4	35	.257	1	2	.500	1	3	23	.870	0	16	1.000	9	0	7	0	7.0	0	17.5	.269	2-3	
09/05/2024	at Duke	*4	9	3	30	.200	0	2	.000	0	1	12	.917	0	7	1.000	17	0	4	0	4.0	0	11.0	.178	3-1	
09/06/2024	vs FIU	*5	6	2	14	.286	1	2	.500	2	2	23	.913	0	12	1.000	13	0	2	0	2.0	0	9.0	.331	3-2	
09/07/2024	vs Davidson	*3	6	0	11	.545	0	1	.000	0	0	16	1.000	0	14	1.000	2	0	0	0	0.0	0	6.0	.407	3-0	
09/12/2024	at Baylor	*4	6	0	16	.375	1	3	.333	1	0	16	1.000	2	11	.818	7	0	3	0	3.0	0	8.5	.228	1-3	
09/13/2024	vs Samford	*4	10	5	38	.132	1	2	.500	0	1	16	.938	1	14	.929	6	0	2	0	2.0	0	11.0	.142	3-1	
09/19/2024	Boston College	*4	6	4	28	.071	1	9	.111	2	0	16	1.000	1	13	.923	9	0	3	0	3.0	0	9.5	.219	3-1	
09/20/2024	North Florida	*3	8	1	16	.438	0	7	.000	1	0	12	1.000	0	11	1.000	5	0	0	0	0.0	0	9.0	.274	3-0	
09/20/2024	San Diego	*3	8	4	21	.190	0	3	.000	0	2	11	.818	0	16	1.000	12	0	1	0	1.0	0	8.5	.113	0-3	
Totals			42	80	30	249	.201	5	39	.128	11	10	171	.942	4	134	.970	100	0	26	0	26.0	0	104.0		

#### Player Averages

Sets Played	Kills per set	Assists per set	Service aces per set	Digs per set	Blocks per set	Points per set
42	1.90	0.12	0.26	2.38	0.62	2.48

## DEMPS' CAREER STATS

### DEMPS, Jade

SEASON	TEAM	SM-MP	K	K/S	E	TA	PCT	A	A/S	SA	SA/S	SE	DIG	D/S	RE	BS	BA	TB	B/S	BE	BHE	PTS	PTS/S
2020-21	Wisc	23-12	48	2.09	11	108	.343	0	0.00	0	0.00	0	4	0.17	1	1	2	3	0.13	2	0	50.0	2.17
2021-22	Wisc	98-31	189	1.93	60	481	.268	9	0.09	7	0.07	23	109	1.11	1	1	20	21	0.21	8	0	207.0	2.11
2022-23	Wisc	69-27	80	1.16	19	216	.282	1	0.01	2	0.03	3	39	0.57	1	0	22	22	0.32	1	1	93.0	1.35
2023-24	LS	99-28	182	1.84	77	532	.197	23	0.23	9	0.09	16	137	1.38	9	1	36	37	0.37	5	1	210.0	2.12
2024-25	LS	42-11	80	1.90	30	249	.201	5	0.12	11	0.26	10	100	2.38	4	0	26	26	0.62	0	0	104.0	2.48
TOTAL FOR LS		141 - 39	262	1.86	107	781	.198	28	0.20	20	0.14	26	237	1.68	13	1	62	63	0.45	5	1	314.0	2.23



SOPHIE  
BONNAFEE

24

Defensive Specialist/Libero • 5-7 • Freshman • HS • Covington, La. (Archbishop Hannan HS)

SEASON HIGHS	
Kills	NA
Attacks	NA
Hit % (Min. 10 att)	NA
Assists	1 vs. North Florida (09/20/24)
Aces	NA
Digs	2 at No. 18 Baylor (09/12/24)
Total Blocks	NA
Block Solos	NA
Block Assists	NA
CAREER HIGHS	
Kills	NA
Attacks	NA
Hit % (Min. 10 att)	NA
Assists	1 vs. North Florida (09/20/24)
Aces	NA
Digs	2 at No. 18 Baylor (09/12/24)
Total Blocks	NA
Block Solos	NA
Block Assists	NA

Complete bio

Freshman Season (2024)

- Made first collegiate apperance vs. Davidson (Sept. 7).
- Won three Louisiana State Championships at Archbishop Hannan High School.
- Is a two-time State Championship MVP.

2024 SEASON MATCH-BY-MATCH

		Attack				Set		Serve				Recept			Blocking				Team						
Date	Opponent	SP	K	E	TA	PCT	A	TA	PCT	SA	SE	TA	PCT	RE	TA	PCT	DIG	BS	BA	BE	TOTAL	BHE	POINTS	HIT%	SCORE
09/07/2024	vs Davidson	1	0	0	0	.000	0	0	.000	0	1	3	.667	0	0	.000	0	0	0	0	0.0	0	0.0	.407	3-0
09/12/2024	at Baylor	3	0	0	0	.000	0	0	.000	0	3	8	.625	0	0	.000	2	0	0	0	0.0	0	0.0	.228	1-3
09/20/2024	North Florida	2	0	0	0	.000	1	2	.500	0	0	3	1.000	0	0	.000	0	0	0	0	0.0	0	0.0	.274	3-0
Totals		6	0	0	0	.000	1	2	.500	0	4	14	.714	0	0	.000	2	0	0	0	0.0	0	0.0		

Player Averages

Sets Played	Kills per set	Assists per set	Service aces per set	Digs per set	Blocks per set	Points per set
6	0.00	0.17	0.00	0.33	0.00	0.00

BONNAFEE'S CAREER STATS

SEASON	TEAM	SM-MP	K	K/S	E	TA	PCT	A	A/S	SA	SA/S	SE	DIG	D/S	RE	BS	BA	TB	B/S	BE	BHE	PTS	PTS/S
2024-25	LS	6-3	0	0.00	0	0	.000	1	0.17	0	0.00	4	2	0.33	0	0	0	0	0.00	0	0	0.0	0.00
TOTAL		6 - 3	0	0.00	0	0	.000	1	0.17	0	0.00	4	2	0.33	0	0	0	0	0.00	0	0	0.0	0.00

# NCAA RANKINGS

As of Sept. 25, 2024

Statistic	National Rank	Conference Rank	Value	National Leader	Value	Conference Leader	Value
Aces Per Set (334 ranked)	290	15	1.23	Mercer	2.52	Florida	2.08
Assists Per Set (334 ranked)	49	8	12.48	Texas A&M	13.97	Texas A&M	13.97
Blocks Per Set (334 ranked)	161	12	2.09	Idaho St.	3.43	Auburn	2.99
Digs Per Set (334 ranked)	112	4	14.89	Western Ill.	19.70	Auburn	19.14
Hitting Percentage (334 ranked)	104	14	0.229	Pittsburgh	0.365	Florida	0.324
Kills Per Set (334 ranked)	48	8	13.48	Kansas	14.78	Texas A&M	14.77
Match W-L Pctg. (334 ranked)	62	8	0.727	6 teams tied	1.000	Auburn	0.909
Opp Hitting Percentage (334 ranked)	185	11	0.206	San Jose St.	0.109	Auburn	0.142
Team Assists (334 ranked)	62	4	549	Bryant	691	Arkansas	628
Team Attacks Per Set (334 ranked)	88	4	35.48	Western Ill.	40.58	Auburn	40.38
Team Digs (334 ranked)	110	3	655	Missouri St.	985	Arkansas	853
Team Kills (333 ranked)	59	4	593	Bryant	745	Arkansas	661
Team Service Aces (334 ranked)	244	9	54	Mercer	126	Georgia	90
Team Total Attacks (334 ranked)	111	3	1,561	NJIT	2,094	Arkansas	1,798
Team Total Blocks (333 ranked)	133	7	92.0	Idaho St.	158.0	Auburn	110.5



# NCAA RANKINGS

As of Sept. 25, 2024

Statistic	Player	National Rank	Conference Rank	Value	National Leader	Value	Conference Leader
Aces Per Set (149 ranked)					Emma Werkmeister, UConn	0.79	Jordan Iliff, Missouri
Assists Per Set (150 ranked)	Bailey Ortega	17	2	10.64	Camryn Turner, Kansas	11.78	Maddie Waak, Texas A&M
Attacks Per Set (150 ranked)	Jurnee Robinson	15	1	11.95	Giulia Cardona, Evansville	14.55	Jurnee Robinson, LSU
Blocks Per Set (298 ranked)	Angelina Lee Jessica Jones	219 281	15 21	1.02 0.95	Julia Haggerty, Boston College	1.95	Ifenna Cos-Okpalla, Texas A&M
Digs Per Set (150 ranked)					Jada Wills, Drake	6.15	Courtney Jackson, Arkansas
Hitting Percentage (149 ranked)	Jessica Jones	132	9	0.333	Claire Jeter, Arizona St.	0.522	Keondrea Granberry, Tennessee
Kills Per Set (1470 ranked)	Jurnee Robinson AC Froehlich Angelina Lee Jade Demps Jessica Jones	2 802 910 974 1173	1 46 50 53 60	5.24 2.13 1.98 1.90 1.66	Melanie Parra, TCU	5.27	Jurnee Robinson, LSU
Kills SG Highs (0 ranked)							
Points (149 ranked)	Jurnee Robinson	18	2	214.5	Giulia Cardona, Evansville	273.0	Nina Cajic, Tennessee
Points Per Set (150 ranked)	Jurnee Robinson	4	2	5.80	Melanie Parra, TCU	6.09	Alexis Shelton, Oklahoma
Service Aces (127 ranked)					Brooke Phillips, Mercer	38	Jordan Iliff, Missouri
Total Assists (150 ranked)	Bailey Ortega	12	2	468	Syd Cole, Northern Colo.	534	Hannah Hogue, Arkansas
Total Attacks (148 ranked)	Jurnee Robinson	82	3	442	Giulia Cardona, Evansville	684	Nina Cajic, Tennessee
Total Blocks (188 ranked)	Angelina Lee Jessica Jones	134 188	7 11	45 42	Raven Colvin, Purdue	78	Sophie Fischer, Georgia
Total Digs (298 ranked)	Aly Kirkhoff	191	8	148	Emma Hickey, Valparaiso	262	Courtney Jackson, Arkansas
Total Kills (149 ranked)	Jurnee Robinson	11	2	194	Giulia Cardona, Evansville	233	Nina Cajic, Tennessee
Triple Doubles (9 ranked)					Jalyn Stout, Coastal Carolina Phyona Schrader, Notre Dame	5 5	

# 2024 TV/Radio Roster



**No. 0 • Mackenzie Boyer**  
MB • 6-3 • R-Fr.



**No. 1 • Ana Tevdoradze**  
OH/RS • 6-3 • Jr.



**No. 2 • Bailey Ortega**  
S • 5-9 • Gr.



**No. 3 • Aly Kirkhoff**  
DS/L • 5-6 • Fr.



**No. 4 • Angelina Lee**  
MB • 6-2 • So.



**No. 5 • Jurnee Robinson**  
OH • 6-1 • So.



**No. 6 • Madison Martin**  
DS/L • 5-8 • Sr.




**No. 7 • Jessica Jones**  
MB • 6-2 • Fr.



**No. 8 • Ella Hemmings**  
DS/L • 5-6 • So.



**No. 9 • Shea Bruntmyer**  
S • 5-9 • Fr.



**No. 11 • Laine Pyles**  
OH • 6-2 • Fr.



**No. 12 • Bri Watson**  
OH • 6-1 • Fr.



**No. 13 • AC Froehlich**  
OH/RS • 6-1 • So.



**No. 14 • Rumur Rouille**  
MB • 6-4 • Sr.



**No. 16 • Mika Rome**  
S • 5-10 • R-Fr.



**No. 18 • Remi Nuss**  
DS/L • 5-6 • Fr.



**No. 23 • Jade Demps**  
RS • 6-2 • Sr.




**No. 24 • Sophie Bonnafée**  
DS/L • 5-7 • Fr.



**Tonya Johnson**  
Head Coach  
Third Season




**Jill Wilson**  
Associate Head Coach  
Third Season



**Kevin Inlow**  
Assistant Coach  
Third Season



**Ashley Shook**  
Assistant Coach  
Third Season



**Blaire Hiler**  
Director of Operations  
Eighth Season