



SEC Regular Season Champs: 2005, 2006, 2008 | SEC Tournament Champs: 1991, 2003 | NCAA Final Fours: 2004, 2005, 2006, 2007, 2008, 2023 | National Champions: 2023

2024-25 Schedule

Overall: 10-0 | SEC: 0-0
Home: 10-0 | Away: 0-0 | Neutral: 0-0

DATE	OPPONENT	TV	TIME/RESULT
11/4	Eastern Kentucky	SECN+	W, 95-44
11/8	Northwestern St.	SECN+	W, 95-36
11/12	Charleston Southern	SECN+	W, 117-44
11/15	Murray State	SECN+	W, 74-60
11/18	Troy	SECN+	W, 98-59
11/20	Tulane	SECN+	W, 85-74
11/25	Washington (1)	FloCollege	W, 68-67
11/27	#20 NC State (1)	FloCollege	W, 82-65
12/1	NC Central	SECN+	W, 131-44
12/5	Stanford (2)	ESPN2	W, 94-88 (OT)
12/8	Grambling State (3)		2:00 p.m.
12/15	ULL	SECN+	2:00 p.m.
12/17	Seton Hall (4)	FS1	5:00 p.m.
12/19	at Illinois-Chicago	ESPN+	7:00 p.m.
12/29	Albany	SECN+	1:00 p.m.
1/2	at Arkansas	SECN	8:00 p.m.
1/5	Auburn	SECN	3:00 p.m.
1/9	at Tennessee	SECN+	5:30 p.m.
1/13	Vanderbilt	SECN	6:00 p.m.
1/19	at Florida	SECN	Noon
1/23	at South Carolina	ESPN	7:00 p.m.
1/26	Texas A&M	SECN	3:00 p.m.
1/30	Oklahoma	ESPN2	6:00 p.m.
2/2	Mississippi St.	SECN	1:00 p.m.
2/6	at Missouri	SECN+	7:00 p.m.
2/9	Tennessee	ESPN	3:00 p.m.
2/16	at Texas	ABC	2:00 p.m.
2/20	Georgia	SECN	8:00 p.m.
2/23	at Kentucky	ESPN	3:00 p.m.
2/27	at Alabama	ESPN/SECN	8:00 p.m.
3/2	Ole Miss	SECN	3:00 p.m.

SEC Tournament March 5-9

NCAA Tournament March 19 - April 6

- 1 - Baha Mar Hoops Pink Flamingo Championship
- 2 - SEC/ACC Challenge
- 3 - Bossier City, La.
- 4 - Basketball HOF Showcase



Game 11
December 8, 2024
Bossier City, La.
2:00 p.m. CT



Kim Mulkey (4th Season)	Head Coach	Courtney Simmons (2nd Season)
10-0 (0-0 SEC)	Team Record	2-6 (0-0 SWAC)
W vs. Stanford, 94-88 (OT)	Last Game	L vs. Tulsa, 60-77
93.9	Points Per Game	70.6
58.1	Points Allowed Per Game	70.0
49.2	Field Goal Percentage	35.2
32.4	Field Goal Percentage Defense	39.5
17.5	Assists Per Game	10.1
50.4	Rebounds Per Game	47.0
11.5	Steals Per Game	13.3
14.0	Turnovers Per Game	18.5
19.9	Turnovers Forced Per Game	25.0

On The Break

- When LSU plays in Bossier City against Grambling, it will be in Brookshire Grocery Arena - roughly five minutes from the house **Mikaylah Williams** grew up in. She starred at Parkway High School as one of the nation's top recruits. A two-time Louisiana Gatorade Player of the Year, Williams led Parkway to a state championship her senior season.
- Coach **Kim Mulkey** won her 100th game as LSU's coach against NC Central. It was her 114th game at LSU as she became the quickest basketball coach in school history - men's or women's - to reach 100 win mark.
- ESPN analytics gave Stanford a 99.8-percent chance to win in the game's final minute, but **Kailyn Gilbert** made a three, **Flau'Jae Johnson** forced a turnover and **Mikaylah Williams** hit a turnaround jumper to send the game into overtime where LSU remained unbeaten.
- When **Mikaylah Williams** went 0-9 against Washington, it marked the first time of the sophomore's career that she was held scoreless. In three games since then, she has averaged 22.0 ppg and is shooting 57.5-percent from the field and 55.6-percent from three.
- Over the past four games, LSU has had to come from behind and win during crunch time with late game heroics against Washington and Stanford. LSU trailed in both games for at least 34 minutes.
- **Flau'Jae Johnson** has three games with at least 25 points, 5 rebounds and 5 assists. Her 222 points rank No. 3 nationally, 22.2 ppg rank No. 8 nationally and 83 made field goals rank No. 3 nationally.
- With eight double-doubles through nine games, **Aneesah Morrow** leads the country in double-doubles. She is the nation's top rebounder with 13.3 rpg (133 total rebounds).
- **Aneesah Morrow** ranks No. 1 among active NCAA DI players with 1,362 career rebounds and ranks No. 2 with 2,350 career points.
- **Kailyn Gilbert** lifted LSU to victory over Washington, sinking a layup with one second remaining to complete a 12-point second half comeback after LSU trailed in the game for 35 minutes.
- The 6-5 post player **Jersey Wolfenbarger** has shown continued growth and recorded season-highs in back-to-back games with 12 points (4-5) against Troy and then 15 points (7-12) against Tulane, one point shy of a career-high.

Last Game's Starters (LSU 94, Stanford 88)

Shayeann Day-Wilson: 8 points (3-12, 1-4 3FG), 4 steals, 3 assists, 2 rebounds
Flau'Jae Johnson: 21 points (8-20, 3-8 3FG), 6 assists, 3 rebounds, 2 steals
Mikaylah Williams: 32 points (12-18, 5-9 3FG), 9 rebounds, 1 assist
Aneesah Morrow: 8 points (4-12), 16 rebounds, 3 steals, 2 assists
Sa'Myah Smith: 0 points (0-1), 3 rebounds, 2 assists

Athletic Communications

Contact: Grant Kauvar
Email: gkauva1@lsu.edu
Cell: 720-771-2299

Broadcast Information

Live stats: lsustats.com



PxP: Patrick Wright
Analyst: Shaeeta Williams

UNIVERSITY

Location:	Baton Rouge, La.
Founded:	1860
Enrollment:	30,987
Nickname:	Tigers or Fighting Tigers
Colors:	Purple and Gold
Mascot:	Mike
Stadium:	Pete Maravich Assembly Center
Capacity:	13,215
Conference:	Southeastern
Band:	Bengal Brass Band

TEAM INFORMATION

Head Coach:	Kim Mulkey (4th Season)
2023-24 Record	31-6
Home	18-1
Away	8-2
Neutral	5-3
2023-24 SEC Record	13-3 (2nd in SEC)
Home	7-1
Away	6-2
Postseason	
SEC Tournament	2-1
NCAA Tournament	3-1
Final Ranking (AP/Coaches)	1/1
Starters Returning/Lost	3/2
Name of starters returning:	Flau'Jae Johnson, Mikaylah Williams, Aneesah Morrow
Name of Starters Lost:	Angel Reese, Hailey Van Lith
Name of others returning:	Amani Bartlett, Sa'Myah Smith, Last-Tear Poa, Izzy Besselman, Aalyah Del Rosario
Names of newcomers:	Mjracle Sheppard, Jersey Wolfenbarger, Kailyn Gilbert, Jada Richard, Shayeann Day-Wilson

PROGRAM HISTORY

First Season	1975-76
Season	50th
All-Time Record	1047-500
All-Time SEC Record	335-221
NCAA Tournament Appearances/Last	28/2023
NCAA Final Four Appearances/Last	6/2023
SEC Regular Season Titles/Last	3/2008
SEC Tournament Titles/Last	2/2003

PRONUNCIATION GUIDE

Amani Bartlett	uh-mah-nee
Shayeann Day-Wilson	shy-ANN
Flau'Jae Johnson	flah-jhay
Last-Tear Poa	last-teer POE-uh
Aneesah Morrow	uh-nee-suh
Mjracle Sheppard	Like Miracle
Jada Richard	ree-shard
Sa'Myah Smith	suh-MY-uh


LSU WOMEN'S BASKETBALL ROSTER

NO.	NAME	POS	HT.	CL.-EXP	HOMETOWN (PREVIOUS SCHOOL)
1	Mjracle Sheppard	G	5-1	SO-TR	Kent, Wash. – Montverde Academy (Miss. St.)
2	Amani Bartlett	F	5-3	SR-3L	Cleveland, Tex. – Houston Christian HS
4	Flau'Jae Johnson	G	5-10	JR-2L	Savannah, Ga. – Sprayberry HS
5	Sa'Myah Smith	F	6-2	RSO-2L	Texarkana, Tex. – DeSoto HS
8	Jersey Wolfenbarger	F	6-5	JR-TR	Fort Smith, Ark. – Northside HS (Arkansas)
12	Mikaylah Williams	G	6-0	SO-1L	Bossier City, La. – Parkway HS
13	Last-Tear Poa	G	5-11	SR-2L	Melbourne, Aus. – UC Senior Secondary College Lake Ginninderra (NW Florida St. College)
14	Izzy Besselman	G	5-10	JR-2L	Baton Rouge, La. – Episcopal HS
16	Kailyn Gilbert	G	5-8	JR-TR	Tampa Bay, Fla. – IMG Academy (Arizona)
23	Aalyah Del Rosario	C	6-6	SO-1L	Santa Domingo, DR – The Webb School
24	Aneesah Morrow	F	6-1	SR-1L	Chicago, Ill – Simeon HS (DePaul)
30	Jada Richard	G	5-7	FR-HS	Lafayette, La – Lafayette Christian Academy
50	Shayeann Day-Wilson	G	5-6	SR-TR	Toronto, Canada – Royal Crown HS (Miami (Fla.))

COACHING STAFF

Kim Mulkey	Head Coach
Alma Mater	Louisiana Tech (1984)
Career Record	733-118 / 24th Season
LSU Record	101-14 / 4th Season
Bob Starkey (3rd Season)	Associate Head Coach
Daphne Mitchell (4th Season)	Assistant Coach
Gary Redus II (3rd Season)	Assistant Coach
Kaylin Rice (4th Season)	Assistant Coach/Director of Recruiting
Seimone Augustus (1st Season)	Assistant Coach
Joe Schwartz (4th Season)	Assistant Director of Ops
Jennifer Roberts (4th Season)	Director of Player Personnel and Influence
Chante' Powers (4th Season)	Assistant Director of Ops/Recruiting
Jordin Westbrook (4th Season)	Chief of Staff
Renee' Braud (22nd Season)	Administrative Coordinator


By The Numbers



Aneesah Morrow's next double-double will be her 83rd in her career which will tie her with Aalyah Boston, 8th all-time according to ESPN



Brookshire Grocery Arena is approximately five minutes from the house Mikaylah Williams grew up in



Kim Mulkey became the quickest basketball coach in LSU to reach 100 wins against N.C. Central

On The Break

Mikaylah Williams Homecoming

When LSU plays in Bossier City against Grambling, it will be in Brookshire Grocery Arena - roughly five minutes from the house Mikaylah Williams grew up in. She starred at Parkway High School as one of the nation's top recruits. A two-time Louisiana Gatorade Player of the Year, Williams led Parkway to a state championship her senior season.

Mikaylah Williams Bounces Back After Going Scoreless Against Washington

When Mikaylah Williams went 0-9 against Washington, it marked the first time of the sophomore's career that she held scoreless. In three games since then, she has averaged 22 ppg and is shooting 57.5-percent from the field and 55.6-percent from three.

Tigers Complete Comeback and Force OT vs. Stanford To Remain Unbeaten

LSU trailed by six points with 40 seconds remaining against Stanford. By Kailyn Gilbert hit a three, Flau'Jae Johnson forced a turnover and Mikaylah Williams hit a turnaround jumper with 4 seconds remaining to force overtime. LSU outscored Stanford by 6 in overtime to win, 94-88. ESPN gave Stanford a 99.8-percent chance of winning in the last minute, but the Tigers found a way.

Williams finished the game with 32 points (12-18, 5-9 3FG) and 9 rebound, hitting big shot after big shot to keep the Tigers alive. Gilbert delivered 25 points (9-12, 1-2 3FG) and 4 assists off the bench. Flau'Jae Johnson scored 21 points (8-20, 3-8 3FG) to give three Tigers 20-point scoring nights. LSU led briefly in the first minute of the game, but then never held the lead again until Williams connected on a three on the first possession of overtime. It was LSU's second down-to-the-wire, comeback win over the past four games. Gilbert hit a scooping layup with six seconds remaining against Washington after LSU trailed the majority of the game.

Historical Offense Against NC Central

Nine Tigers scored in double figures as LSU put up the second most points in program history with 131 against NC Central, two shy of the record set last season against McNeese. LSU pitched a second quarter shutout, 37-0. The Tigers made 49 field, also the second most in program history.

Mulkey Becomes Quickest LSU Coach To 100 Victories

Coach Kim Mulkey is in her fourth season as LSU's head women's basketball coach. She quickly returned LSU to national prominence during her first season, leading the Tigers to a 26-6 record where she led the best turnaround by a first-year SEC coach ever. In her second season, Mulkey led the Tigers to their first ever national championship with a 34-2 record. Last season LSU reached the Elite Eight with a 31-6 record.

With the win over NC Central, Coach Mulkey won her 100th game at LSU in her 114th game, becoming the quickest coach - men's or women's - in school history to reach that mark. Sue Gunter, a pillar of LSU Women's Basketball history, coached 22 seasons at LSU. Gunter cracked 100 wins at LSU during her fifth season coaching in her 129th game. The only other LSU head coach to reach 100 was Nikki Fargas who went 168-116 over 10 seasons.

LSU Passes First Ranked Test Of The Season Against No. 20 NC State

LSU faced its first game against a ranked opponent in the Bahamas against No. 20 NC State, a team that reached the Final Four last season. The Tigers walked away having passed the test with a 82-65 win over the Wolfpack to claim the Baha Mar Pink Flamingo Championship.

Mikaylah Williams, who went 0-9 and was held scoreless for the first time of her career against Washington, bounced back and led LSU against NC State with 24 points on 7-13 (4-7 3FG) shooting. Aneesah Morrow recorded her 7th double-double with 20 points and 15 rebounds. Flau'Jae Johnson battled foul trouble and played her fewest minutes of the season, but finished with 16 points. Kailyn Gilbert came off the bench and was productive with 12 points, 4 rebounds and 4 assists. Shayeann Day-Wilson was also productive off the bench with 7 points, 9 assists and 7 rebounds.

Gilberts Late Buckets Completes LSU Comeback Over Washington

LSU trailed Washington for nearly 35 minutes and survived its worst shooting games of the season (33-percent), but Kailyn Gilbert sliced through two defenders toward the left block and made a left-handed, scooping layup that hung on the rim with one second left to allow the Tigers to complete a 12-point second half comeback and remain undefeated. Sa'Myah Smith and Aneesah Morrow both recorded double-doubles and came down with 17 of LSU's 27 offensive rebounds, helping outscore UW 26-10 on second chance points.

Aneesah Morrow Career Double-Doubles

Season	School	Rank	Double-Doubles
2021-22	DePaul	No. 2	27
2022-23	DePaul	No. 3	25
2023-24	LSU	TNo. 5	22
2024-25	LSU	No. 1	8
Total			82

With her next double-double, Morrow will have 83 and will tie Aliyah Boston for the 8th most in DI history throughout a career.

Three Straight 25-5-5 games for Flau'Jae Johnson

vs. Murray State (11/15) 25 points, 7 rebounds, 5 assists
vs. Troy (11/18) 27 points (tied career-high), 9 rebounds, 5 assists
vs. Tulane (11/20) 25 points, 12 rebounds, 5 assists

According to ESPN Stats, Johnson is one of three LSU players over the past 25 seasons with multiple 25-5-5 games in a season. The other two are Angel Reese and Khayla Pointer.

Jersey Wolfenbarger Continues To Grow

Jersey Wolfenbarger, in her first year at LSU after transferring from Arkansas, has shown continued growth through the early part of this season after not playing basketball last season. The 6-5 post player recorded season-highs in back-to-back games with 12 points (4-5) against Troy and then 15 points (7-12) against Tulane, one point shy of a career-high.

Last-Tear Poa Takes Charges

Last-Tear Poa has a knack for getting in the right defensive position to draw charges. Throughout the 2023-24 season the Australian guard drew 31 charges. This year Poa has taken 5 charges. In LSU's win over Troy, she drew four charges, including 3 in the first half.

Second Half Rally Pushes LSU Past Murray State

TIGER TRENDS

	2024-25	Mulkey*	Streak
November	8-0	28-2	W16
December	2-0	22-0	W22
January	0-0	18-6	L2
February	0-0	20-1	W11
March	0-0	13-4	W3
April	0-0	1-1	L1

LSU's Conference Record...

at home	0-0	22-2	W4
on the road	0-0	20-5	W4
neutral	0-0	3-3	L1

LSU's Non-Conference Record...

at home	8-0	34-2	W29
on the road	0-0	4-0	W5
neutral	2-0	13-2	W2

LSU's Record In Games...

decided by 10 or less	2-0	28-8	W2
decided by 5 or less	1-0	10-4	W2
decided by 3 or less	1-0	6-2	W3
that go to overtime	0-0	2-0	W2

LSU's record when scoring...

less than 50 points	0-0	0-0	L8
50+ points	10-0	101-14	W10
60+ points	10-0	98-14	W10
70+ points	9-0	86-8	W9
80+ points	9-0	55-1	W8

LSU's record when allowing...

50 or fewer points	4-0	32-0	W52
60 or fewer points	6-0	60-0	W62
70 or fewer points	8-0	87-3	W22
71+ points	2-0	13-11	W2

LSU's record when...

leading after the 1st qtr	8-0	86-5	W8
trailing after the 1st qtr	2-0	9-9	W2
tied after the 1st qtr	0-0	4-0	W4
leading at halftime	7-0	84-5	W19
trailing at halftime	3-0	12-7	W4
tied at halftime	0-0	3-2	L1
leading after the 3rd qtr	7-0	89-4	W18
trailing after the 3rd qtr	3-0	10-10	W3
tied after the 3rd qtr	0-0	1-0	W1
the game goes to overtime	1-0	3-0	W3

*Coach Mulkey at LSU

TRACKING THE STARTERS

Day-Wilson, Johnson, Williams, Morrow, Smith	7-0
Richard, Johnson, Williams, Morrow, Smith	1-0
Day-Wilson, Johnson, Williams, Morrow, Bartlett	1-0
Poa, Johnson, Williams, Morrow, Smith	1-0

LSU's 2024-25 100-Point Games

LSU 117, Charleston Southern 44

LSU 131, N.C. Central 44

Numbers in () signify a streak

2024-25 Honors/Awards

- Flau'Jae Johnson**
- Preseason First Team All-SEC (Coaches and Media)
 - Preseason CO-SEC Player of the Year (Media)
 - Ann Meyers Drysdale SG Preseason Watchlist
 - Naismith Trophy Preseason Watchlist
 - Wade Trophy Watchlist

- Aneesah Morrow**
- Preseason First Team All-SEC (Coaches and Media)
 - Preseason CO-SEC Player of the Year (Media)
 - Katrina McClain PF Preseason Watchlist
 - Naismith Trophy Preseason Watchlist
 - Wade Trophy Watchlist
 - SEC Player of the Week (12/3)

- Mikaylah Williams**
- Preseason Second Team All-SEC (Coaches and Media)
 - Cheryl Miller SF Preseason Watchlist
 - Naismith Trophy Preseason Watchlist

In The Polls

LSU Week-By-Week	AP	Coaches
Preseason	7	7
Week 1	7	7
Week 2	7	7
Week 3	7	7
Week 4	5	5

Embrace The Future

LSU signed four five-star recruits on national signing day to ink the nation's No. 1 class for the second time in three years.

Divine Bourrage
Guard | 6-0 | Davenport, Iowa
She was the Gatorade Player of the Year in Iowa during her junior season last year, averaging 19.8 points, 9.3 rebounds, 5.6 assists and 3 steals throughout the season to become the first player from Davenport North High School to garner the award.

Bella Hines
Guard | 5-10 | Albuquerque, New Mexico
The New Mexican Player of the Year in both of the past two seasons. Her scoring ability was recently on display when she dropped 50+ points in a back-to-back games and broke the Grind Session single-game scoring record with 53.

ZaKiyah Johnson
Guard | 6-1 | Shelbyville, Kentucky
One of the most decorate athletes in the history on Kentucky high school sports. In three seasons, Johnson has three KHSAA state championships, three Kentucky Gatorade Player of the Year honors and she earned a gold medal with the Team USA U18 FIBA Women's AmeriCup team.

Grace Knox
Forward | 6-3 | Las Vegas, Nevada
Knox transferred to Etiwanda High School in Los Angeles where she averaged 17.2 points and 11.9 rebounds as a junior, leading the team to a national championship and the California Open Division So-Cal Region California State Championship.

LSU fell behind Murray State in the second quarter and went into the half trailing by nine points. The Tigers limited the Racers to 14 second half points to get away with a 74-60 win after going into the fourth down by one. Flau'Jae Johnson scored 10 of her 25 points in the fourth quarter, coming up with multiple clutch shots to help LSU take and extend the lead. Aneesah Morrow finished with 10 points and 14 rebounds. Shayeann Day-Wilson had a season-high 8 assists.

LSU's Morrow and Murray State's Katelyn Young
When LSU and Murray State matchup Friday night, two of the top active players in NCAA DI will be on the floor together. LSU's Aneesah Morrow currently leads all active players with 1,264 career rebounds and ranks No. 2 with 2,230 career points. The only player ahead of Morrow in points is MSU's Katelyn Young who has scored 2,350 points throughout her career. Young ranks No. 8 with 1,025 career rebounds. Morrow is in her fourth college season while Young is in her fifth.

Big Day vs. Charleston Southern
In LSU's 117-44 win over Charleston Southern multiple players had big games. Flau'Jae Johnson reached 1,000 career points. Aneesah Morrow had a monster game with 21 points and 20 rebounds. Kailyn Gilbert nearly had a triple double with 14 points, 9 rebounds and 9 assists. Jada Richard earned her first start and had 11 points on 4-4 shooting (3-3 3FG) with 6 assists. Mikaylah Williams dropped in 25 points.

Flau'Jae Johnson Reaches 1,000 Career Points
In the 75th game of her career, Johnson reached the 1,000 point mark. She has been a key scorer for the Tigers since she stepped on campus, winning SEC Freshman of the Year while helping bring LSU its first National Championship. She upped her scoring as a sophomore and has shown through the young portion of this season that she has, once again, brought up her scoring potential.

Stars Shine In Season Opener
LSU stars put on a show in LSU season-opening win over Eastern Kentucky. Flau'Jae Johnson (25), Aneesah Morrow (20) and Mikaylah Williams (18) scored 63 of LSU's 95 points. All three of them also had over five rebounds, including Morrow who had her first double-double with 10 rebounds.

Sa'Myah Smith First Gae Back
Seven games into last season, Sa'Myah Smith suffered a season-ending knee injury. She made her return the court in LSU's season opener, starting the game and having a successful outing with 15 points on 6-7 shooting with 11 rebounds to record her first double-double of the season. She also showed her defensive impact in the paint with three blocks.

50 seasons of LSU Women's Basketball
2024-25 marks the 50th season of LSU Women's Basketball. Here are some noteworthy points throughout the program's history

- In just its second season, LSU played for the 1977 AIAW National Championship
- From 2004-2008 LSU reached 5 consecutive Final Fours. LSU and UConn are the only programs in women's basketball history to ever make at least five straight Final Fours.
- When LSU won its first National Championship in 2023, the Tigers did so by scoring a NCAA Championship Game record 102 points
- LSU is the only WBB program in which three of its head coaches are in the Basketball Hall of Fame (also the only program with three in women's basketball HOF): Kim Mulkey, Van Chancellor and Sue Gunter. Former LSU star and first-year assistant coach Seimone Augustus went in to both Halls of Fame over the summer too.

LSU Returns Three Noteworthy Starters
Not only does LSU return three starters from last year's Elite Eight team, but all three of them earned significant recognition for their contributions last season. Last year Aneesah Morrow was First Team All-SEC with numerous All-America honorable mentions, Flau'Jae Johnson was Second Team All-SEC and Mikaylah Williams was the SEC Freshman of the Year.

In addition to those three, the Tigers also bring back two other players who have received conference recognition. Sa'Myah Smith was a key piece on LSU's national championship roster who was a 2023 SEC All-Freshman selection. She played in seven games last season (11.7 ppg, 7.6 rpg), starting six, before suffering a season-ending knee injury. She is healthy and ready for a full return this season as a redshirt sophomore. Aalyah Del Rosario was a 2024 SEC All-Freshman selection.

Morrow Active Stats
Aneesah Morrow enters her senior season with some of the most impressive stats among active players across NCAA DI. A scoring and rebounding beast who recorded 21 double-doubles last season Morrow is towards the top of the charts among active scorers and rebounders. Going into her final season, she ranks No. 1 actively with 1,229 career rebound and No. 3 with 2,178 career points. The two players ahead of her in career scoring are both entering the fifth season while Morrow is entering her fourth.

Back-to-back SEC Freshman of the Year
Flau'Jae Johnson was the SEC Freshman of the Year in 2023 and Mikaylah Williams was the SEC Freshman of the Year in 2024. It marked the third time in conference history that a team had players win the award in back-to-back seasons and the first time since 2014 and 2015 (South Carolina. No program has ever had a player win the award in three straight seasons.

Sa'Myah Smith Returns
Smith looked poised for a breakout season last year through the first seven games of LSU's season after being a key piece her freshman year when LSU claimed the national title. She had two games scoring 21 points and two games grabbing 11 rebounds, but in LSU's seventh game, playing in Cayman Island, Smith went down with a season-ending knee injury. She underwent a successful surgery and successful rehab process to be ready to go for this season, looking to get back to where she was before the injury. Smith received a medical redshirt and will enter this year as a redshirt junior.

Flau'Jae Johnson's Multifaceted Stardom
Entering her junior season, Flau'Jae Johnson has seen her profile grow astronomically since she came to LSU. Along with showing talent on the basketball floor she is also a talented rapper. The 2023 SEC Freshman of the Year and National Champions and 2024 Second Team All-SEC hooper saw her music brand pop over the summer in which she featured Lil Wayne on one of her songs. The video for "Came Out A Beast" has over 2-million views on YouTube and it is featured as on the NFL's songs of the season which can be heard on Sunday's leading games into commercial breaks. She was also named the BET's inaugural Culture Class over the summer, featuring prominent figures across entertainment.

LSU's Five Newcomers
LSU enters the 2023-24 season with increased depth at the guard position. With transfer additions Shayeann Day-Wilson, Kailyn Gilbert and Miracle Sheppard along with freshman Jada Richard, LSU figures to be quicker and more versatile at guard. LSU also brought in 6-5 transfer Jersey Wolfenbarger to give the Tigers more size inside the paint.

Kailyn Gilbert | Junior | Guard

Gilbert previously spent two seasons at Arizona. From her freshman season to her sophomore season, Gilberts scoring jumped from 4.9 points per game to 15.1 points per game. In two seasons she accumulated 88 total assists and like her scoring took a big jump, Gilberts' assists per game more than doubled from her first season to second.

Miracle Sheppard | Sophomore | Guard (Pronounced like Miracle)
Sheppard came to LSU after spending her freshman season at Mississippi State where her defense helped lead a Bulldog's upset win over LSU in Starkville. She averaged 5.1 points and 21 assists per game with 48 total steals, including 3+ steals in six games with a career-high of 7.

Shayeann Day-Wilson | Senior | Guard
Day-Wilson most recently played at Miami, but spent two seasons at Duke before that. Throughout her career, Day-Wilson has scored in double-figures 68 games. Last year in a double-overtime game she scored a career-high 27 points with 5-11 made threes. She also tallied 5+ assists in six games and figures to slot in as a point guard for the Tigers.

Jada Richard | Freshman | Guard
Jada Richard did not play heavily on the AAU circuit, but her production in high school speaks for itself to show her elite talent. In four seasons at Lafayette Christian Academy, Richard won four state championships. She was twice named the MVP of the state championship game. She scored 2,896 point throughout her prep career and was named the 2024 Gatorade Louisiana Player of the Year.

Jersey Wolfenbarger | Junior | Forward
A former McDonald's All-America, Wolfenbarger played two seasons at Arkansas before sitting last year out when she decided to enter the portal. She played in 65 games at Arkansas, averaging 5.6 points and 3.8 rebounds per game. The 6-5 forward will give LSU increased size and versatility in the post.

Assistant Coach Seimone Augustus
In May, Coach Kim Mulkey announced the addition of Seimone Augustus as an assistant coach at LSU. Augustus led LSU to national relevance as one of the best teams in the nation during her playing days at LSU. She brought the Tigers to three consecutive Final Fours – beginning a stretch of five consecutive LSU Final Four appearances – before becoming the No. 1 overall pick in the 2006 WNBA Draft. She went on to win four WNBA titles and three Olympic Gold Medals with Team USA.

In 2010 Augustus became the first female student-athlete in LSU to have her jersey retired and in 2023 she became the first female student-athlete in school history to receive a statue on campus.

Halls of Seimone - Four Halls of Fame In Six Months
Seimone Augustus got her flowers during a six month stretch throughout 2024 in which she entered four Halls of Fame – East Baton Rouge Parish, Louisiana Sports, Women's Basketball and Naismith. The final enshrinement came at Naismith in which she opened her speech by singing Callin' Baton Rouge and went on to deliver a memorable speech in which recited an Ode to Louisiana Basketball that she wrote.

Fourth Straight Season LSU Ranked Inside Top-10
LSU enters the 2023-24 season ranked No. 7 in both the AP and Coaches polls. It will mark the fourth consecutive season in which the Tigers have been ranked inside the top-10 at any point throughout three consecutive seasons. LSU peaked each of the past years holding the No. 1 spot to end the 2022-23 season and to begin the 2023-24 season. In Mulkey's first season leading LSU in 2021-22 the Tigers' best ranking was No. 6. The streak of three consecutive seasons with time spent inside the top-10 is tied for the second longest in program history. LSU also had four straight seasons with top-10 rankings from 1983-87 and in six straight seasons from 2002-08 LSU spent time in the top-10.

Emphasis on Defensive "Kills" and other Defensive Benchmarks
One of LSU's main defensive goals in games is to get what the team calls defensive kills. A kill is when LSU gets three consecutive stops on the defensive end and the Tigers's goal is to have eight kills per game. Another big defensive goal for the Tigers is to hold opponents to shooting 39.9-percent from the field or lower. Two other points of emphasis on defense for LSU are points in the paint and free-throw attempts; the goal for those can vary depending on who LSU is playing and what their style of play is.

20 Win Seasons For Kim Mulkey
In Coach Mulkey's 24 seasons as a head coach and her teams have won 20+ games every year of her career. Spending 15 seasons as an assistant at LA Tech, she has won 20+ games in all but on season in her 39-year coaching career. Mulkey won 30+ games in all four seasons that she was a player at Louisiana Tech.

A PMAC Record Season Attendance
In each of Coach Mulkey's first three seasons as LSU's head coach, a season-long attendance record has been set in the PMAC for women's basketball:
2021-22: 112,983
2022-23: 148,468
2023-24: 220,932

The final home regular season game in the 2022-23 season against Mississippi had an attendance of 15,721, setting the record for the largest PMAC crowd ever, regardless of sport.

Kim Mulkey Becomes Quickest Coach To 700 Wins
LSU's win over Virginia Tech during the 2023-24 season marked Coach Kim Mulkey's 700th career victory. Doing so in 813 games as a head coach, Mulkey became the quickest in men's or women's DI history to reach 700 career wins.. Geno Auriemma currently is the quickest on the women's side; it took him 22 games. Adolph Rupp leads on the men's side, reaching 700 in 836 games. Mulkey will likely become the third coach to reach the 700 win mark in less than 900 games.

A History Of Australian Players at LSU
In joining LSU prior to the 2022-23 season, Last-Tear Poa (Melbourne) became the seventh LSU Women's Basketball player from Australia, joining a list of great Australian basketball players for the Tigers. Three Australians rank in the Top-10 for the most points in school history. Julie Gross' (Tatura) 2,488 career points rank 3rd all-time in program history and she is one of just five Tigers with over 2,000 career points while Maree Jackson's (Albury) 1,852 career points rank 7th and

Coach Mulkey's WNBA Draft Picks

Player	Year	Team	Round	Pick
Sheila Lambert	2002	Charlotte	1	7
Danielle Crockrom	2002	Utah	1	11
Steffanie Blackmon	2005	Seattle	3	38
Sophia Young	2006	San Antonio	1	4
Bernice Mosby	2007	Washington	1	6
Angela Tisdale	2008	Chicago	3	33
Jessica Morrow	2009	Atlanta	3	27
Britney Griner	2013	Phoenix	1	1
Brooklyn Pope	2013	Chicago	3	28
Odyssey Sims	2014	Tulsa	1	2
Niya Johnson	2016	Atlanta	3	28
Alexis Jones	2017	Minnesota	1	12
Alexis Prince	2017	Phoenix	3	29
Kristy Wallace	2018	Atlanta	2	16
Kalani Brown	2019	Los Angeles	1	7
Chloe Jackson	2019	Chicago	2	15
Lauren Cox	2020	Indiana	1	3
Te'a Cooper	2020	Phoenix	2	18
Juicy Landrum	2020	Connecticut	3	35
Khayla Pointer	2022	Las Vegas	2	13
Faustine Aduwa	2022	Las Vegas	3	35
LaDazhia Williams	2023	Indiana	2	16
Alexis Morris	2023	Connecticut	2	22
Angel Reese	2024	Chicago	1	7

LSU's WNBA Draft Picks

Player	Year	Team	Round	Pick
Elaine Powell	1999	Orlando	4	50
Katrina Hibbert	2000	Seattle	4	57
Marie Ferdinand	2001	Utah	1	8
April Brown	2001	Indiana	4	51
Aiysha Smith	2003	Washington	1	7
DeTrina White	2003	Indiana	2	20
Ke-Ke Tardy	2003	San Antonio	2	25
Doneeka Hodges	2004	Los Angeles	2	25
Temeka Johnson	2005	Washington	1	6
Seimone Augustus	2006	Minnesota	1	1
Scholanda Dorrell	2006	Sacramento	1	14
Sylvia Fowles	2008	Chicago	1	2
Erica White	2008	Houston	2	17
Quianna Chaney	2008	Chicago	2	19
Allison Hightower	2010	Connecticut	2	15
LaSondra Barrett	2012	Washington	1	10
Theresa Plaisance	2014	Tulsa	3	27
Raigyne Moncrief-Louis	2018	Las Vegas	3	25
Khayla Pointer	2022	Las Vegas	2	13
Faustine Aduwa	2022	Las Vegas	3	35
LaDazhia Williams	2023	Indiana	2	16
Alexis Morris	2023	Connecticut	2	22
Angel Reese	2024	Chicago	1	7

Katrina Hibbert's (Melbourne) 1,695 career points rank No. 9 on LSU's all-time scoring list. With 1,466 career rebounds, Gross also ranks second in program history for career rebounds. Gross and Jackson were also the pillars on the only LSU Women's team to reach a postseason championship game, leading the Tigers to the 1977 AIAW Championship game as one of the most dominant center-forward combos in program history. Sharna Ayres (Melbourne), Aliyah Fareo (Sydney) and Louise Klafter (Adelaide) are the three other players from Australia to play at LSU.

A Special Australia To LSU Connection

During her club days in Australia, Last-Tear Poa played club basketball for former LSU Australian star Katrina Hibbert.

A Position Focused On NIL

As the era of Name, Image, and Likeness continues to evolve within collegiate athletics, head coach Kim Mulkey announced on the one-year anniversary of NIL, that Jennifer Roberts would take on a first-of-its-kind role in women's college basketball as LSU Women's Basketball's Director of Player Personnel and Influence. In this role, Roberts helps players within the program develop their personal brands, make informed decisions, and maximize their NIL opportunities. Roberts works closely with the NILSU staff to enhance branding opportunities and to ensure each women's basketball player at LSU has the opportunity to grow their brands to the fullest potential.

A LSU Collection Of Hall of Fame Coaches

LSU is the only women's basketball program with three coaches in the Naismith Basketball Hall of Fame. Sue Gunter was inducted in the Class of 2005, Van Chancellor in the Class of 2007 and Kim Mulkey in the Class of 2020. Gunter coached for 22 seasons (1982-2004) at LSU and put together a 442-221 record. She led LSU 14 NCAA Tournaments, including its first Final Four in her final season. Chancellor coached at LSU from 2007-11 and compiled a 90-40 record. He was also the head coach of the first WNBA Dynasty in the Houston Comets where he earned three WNBA Coach of the Year honors and won the league's first four titles. Although she was a part of the 2020 class, Mulkey was not inducted into the Naismith Hall of Fame until May 2021 (due to COVID), just a month after being named the head coach at LSU. In her first season in Baton Rouge, she led the greatest turnaround by a first-year head coach in SEC history and earned her third AP National Coach of the Year award. Geno Auriemma, Muffet McGraw and Mulkey are the only three coaches with three AP National Coach of the Year honors.

The Dream Team

The Dream Team is the LSU Women's Basketball practice team that is comprised of male students at LSU. The Dream Team is designed to go up against the Tigers every day in practice to help push the team while allowing practices to run efficiently

Fast Break Club

The Fast Break Club is the LSU Women's Basketball Booster Club that is designed to help the Tigers achieve both on and off the court. It gives fans an opportunity to feel like they are apart of the program with monthly luncheons during the season that Coach Mulkey speaks at. The Fast Break Club has over 200 members already and is still growing in Coach Mulkey's first season leading the Tiger.

2024-25 Season and Career Breakdown

Season Breakdown

	10+	20+	30+	40+	10+	20+	5+	10+	DBL	TRP
Player	PTS	PTS	PTS	PTS	REBS	REBS	ASTS	ASTS	DBL	DBL
Bartlett	--	--	--	--	--	--	--	--	--	--
Besselman	--	--	--	--	--	--	--	--	--	--
Day-Wilson	--	--	--	--	--	--	3	--	--	--
Del Rosario	--	--	--	--	--	--	--	--	--	--
Gilbert	5	1	--	--	--	--	1	--	--	--
Johnson	10	7	--	--	2	--	4	--	2	---
Morrow	9	5	--	--	9	1	--	--	8	--
Poa	1	--	--	--	--	--	5	--	--	--
Richard	2	--	--	--	--	--	1	--	--	--
Sheppard	1	--	--	--	--	--	--	--	--	--
Smith	3	--	--	--	2	--	--	--	2	--
Williams	8	3	1	--	--	--	1	--	--	--
Wolfenbarger	3	--	--	--	--	--	--	--	--	--

Season Highs

PTS	ASTS	REB	3PM	FGM	FTM	STL	BLK
6	--	3	--	2	2	1	--
--	--	--	--	--	--	--	--
6	9	5	2	4	1	4	--
9	--	8	--	4	3	1	3
25	9	9	1	9	6	6	--
27	6	12	3	10	9	3	2
23	3	20	--	10	7	5	1
12	5	2	--	--	1	--	--
11	6	1	3	4	--	1	--
10	2	7	--	3	4	7	--
15	1	15	--	6	3	3	3
32	5	9	5	12	4	4	1
15	1	8	--	7	2	1	2

Career Breakdown

	10+	20+	30+	40+	10+	20+	5+	10+	DBL	TRP
Player	PTS	PTS	PTS	PTS	REBS	REBS	ASTS	ASTS	DBL	DBL
Bartlett	--	--	--	--	--	--	--	--	--	--
Besselman	--	--	--	--	--	--	--	--	--	--
Day-Wilson	56	6	--	--	--	--	19	--	--	--
Del Rosario	4	1	--	--	2	--	--	--	1	--
Gilbert	31	9	--	--	4	--	3	--	4	--
Johnson	62	20	--	--	9	--	11	--	7	--
Morrow	106	60	12	3	82	4	4	--	82	--
Poa	5	--	--	--	--	1	11	--	--	--
Richard	2	--	--	--	--	--	1	--	--	--
Sheppard	4	--	--	--	--	--	3	--	--	--
Smith	12	2	--	--	6	--	--	--	4	--
Williams	35	10	2	1	1	--	7	--	1	--
Wolfenbarger	17	--	--	--	3	--	--	--	2	--

Career Highs

PTS	ASTS	REB	3PM	FGM	FTM	STL	BLK
8	1	5	--	3	4	2	4
2	--	2	--	1	--	2	1
27	9	8	8	10	9	4	1
27	2	10	--	10	7	2	4
26	9	12	4	10	8	5	--
27	6	15	5	11	10	6	4
45	6	27	6	18	10	9	6
14	8	6	2	3	8	6	2
11	6	1	3	4	--	1	--
14	9	7	1	6	6	7	2
21	3	15	1	9	6	3	5
42	7	11	5	15	7	4	2
16	4	12	3	7	5	3	4

Notable Single-Game Performance

Aneesah Morrow	vs. Charleston Southern (11/12/24)
Kailyn Gilbert	vs. Charleston Southern (11/12/24)
Last-Tear Poa	vs. Troy (11/18/24)
Aneesah Morrow	vs. Washington (11/25/24)
Mikaylah Williams	vs. Stanford (12/5/24)

20/20 Performance	21 points, 20 rebounds
Near triple-double	14 points, 9 assists, 9 rebounds
Poa Takes Charges	4 charges taken
80th Career Double-Double	19 points, 13 rebounds
OT Forcing Bucket In Comeback	32 points, 9 rebounds

LSU Specialty Stats

Opponent	Points off turnovers	Points in paint	Second Chance Points	Fast Break Points	Bench Points
Eastern Kentucky	25	38	12	20	11
Northwestern St.	41	54	19	32	32
Charleston Southern	30	56	23	28	35
Murray St.	22	20	9	21	10
Troy	30	40	16	28	34
Tulane	16	46	16	17	20
Washington	16	38	26	6	14
#20 NC State	16	28	13	11	22
N.C. Central	53	78	38	31	65
Stanford	14	22	13	15	25
Total/Average	265/26.5	420/42.0	185/18.5	209/20.9	288/28.8

Opponent Specialty Stats

Opponent	Points off turnovers	Points in paint	Second Chance Points	Fast Break Points	Bench Points
Eastern Kentucky	12	24	10	9	11
Northwestern St.	8	10	8	3	6
Charleston Southern	11	12	2	7	18
Murray St	10	26	4	14	6
Troy	23	34	15	14	25
Tulane	6	26	9	10	10
Washington	17	30	10	0	0
#20 NC State	18	18	9	5	6
N.C. Central	4	20	12	6	17
Stanford	7	42	6	8	9
Total/Average	126/12.6	242/24.2	85/8.5	69/6.9	108/10.8



2024-25 LSU Women's Basketball Combined Team Statistics All games

Page 1/1
as of Dec 06, 2024

Game Records

Record	Overall	Home	Away	Neutral
ALL GAMES	10-0	8-0	0-0	2-0
CONFERENCE	0-0	0-0	0-0	0-0
NON-CONFERENCE	10-0	8-0	0-0	2-0

Score by Periods

Team	1st	2nd	3rd	4th	OT	TOT
LSU	236	234	230	225	14	939
Opponents	166	131	137	139	8	581

Team Box Score

No.	Player				Total		3-Point		F-Throw		Rebounds											
		GP-GS	MIN	AVG	FG-FGA	FG%	3FG-3FGA	3FG%	FT-FTA	FT%	OFF	DEF	TOT	AVG	PF	DQ	A	TO	BLK	STL	PTS	AVG
4	JOHNSON, Flau'Jae	10-10	315:07	31.5	83-157	.529	19-45	.422	37-45	.822	20	40	60	6.0	27	1	33	30	9	17	222	22.2
24	MORROW, Aneesah	10-10	319:43	32.0	67-132	.508	1-5	.200	37-50	.740	45	88	133	13.3	13	0	13	16	5	23	172	17.2
12	WILLIAMS, Mikaylah	10-10	284:27	28.4	60-126	.476	19-47	.404	23-25	.920	5	43	48	4.8	23	0	24	21	1	15	162	16.2
16	GILBERT, Kailyn	10-0	210:24	21.0	44-90	.489	6-16	.375	17-23	.739	10	26	36	3.6	14	0	27	18	1	20	111	11.1
5	SMITH, Sa'Myah	10-9	195:07	19.5	32-51	.627	0-0	.000	19-24	.792	32	40	72	7.2	19	0	6	10	13	8	83	8.3
8	WOLFENBARGER, Jersey	10-0	152:53	15.3	25-40	.625	0-0	.000	8-15	.533	15	22	37	3.7	15	0	1	9	10	6	58	5.8
50	DAY-WILSON, Shayeann	9-8	232:49	25.9	15-55	.273	5-25	.200	2-8	.250	5	21	26	2.9	24	0	40	15	0	12	37	4.1
30	RICHARD, Jada	9-1	95:35	10.6	14-27	.519	4-10	.400	4-5	.800	1	5	6	0.7	10	0	10	4	0	2	36	4.0
1	SHEPPARD, Mjracle	3-0	24:45	8.3	3-4	.750	0-1	.000	4-6	.667	4	3	7	2.3	2	0	2	1	0	8	10	3.3
23	DEL ROSARIO, Aalyah	7-0	66:08	9.4	6-21	.286	0-0	.000	11-19	.579	10	21	31	4.4	13	0	1	6	5	1	23	3.3
13	POA, Last-Tear	7-1	82:52	11.8	3-15	.200	0-5	.000	11-16	.688	2	3	5	0.7	13	0	18	3	0	2	17	2.4
2	BARTLETT, Amani	7-1	45:11	6.5	3-4	.750	0-0	.000	2-4	.500	3	5	8	1.1	4	0	0	4	0	1	8	1.1
Team											23	12	35				3					
Total		10	2025		355-722	.492	54-154	.351	175-240	.729	175	329	504	50.4	177	1	175	140	44	115	939	93.9
Opponents		10	2025		210-648	.324	64-274	.234	97-151	.642	120	222	342	34.2	204	8	99	199	30	68	581	58.1

Team Statistics

	LS	OPP
Scoring		
Points per game	93.9	58.1
Scoring margin	+35.8	-
Field goals-att		
Field goal pct	.492	.324
3 point fg-att		
3-point FG pct	.351	.234
3-pt FG made per game	5.4	6.4
Free throws-att		
Free throw pct	.729	.642
F-Throws made per game	17.5	9.7
Rebounds		
Rebounds per game	50.4	34.2
Rebounding margin	+16.2	-
Assists		
Assists per game	17.5	9.9
Turnovers		
Turnovers per game	14.0	19.9
Turnover margin	+5.9	-
Assist/turnover ratio	1.3	0.5
Steals		
Steals per game	11.5	6.8
Blocks		
Blocks per game	4.4	3.0
Winning streak		
Home win streak	8	-
Attendance		
Home games-Avg/Game	8-10203	0-0
Neutral site-Avg/Game	-	2-312

Team Results

Date	Opponent		Score	Att.
11/04/2024	Eastern Ky.	W	95-44	9822
11/08/2024	Northwestern St.	W	95-36	10226
11/12/2024	Charleston So.	W	117-44	11095
11/15/2024	Murray St.	W	74-60	10181
11/18/2024	Troy	W	98-59	9735
11/20/2024	Tulane	W	85-74	10005
11/25/2024	vs Washington	W	68-67	297
11/27/2024	vs NC State	W	82-65	327
12/01/2024	N.C. Central	W	131-44	10245
12/05/2024	Stanford	Wot	94-88	10317



2024-25 LSU Women's Basketball
Team Game-by-Game
All games

Page 1/1
as of Dec 06, 2024

				Total		3-Pointers		Free throws		Rebounds											
Opponent	Date	Score		FG-FGA	PCT	3FG-3FGA	PCT	FT-FTA	PCT	OFF	DEF	TOT	AVG	PF	A	TO	BLK	STL	PTS	AVG	
Eastern Ky.	11/04/2024	95-44	W	38-65	.585	5-11	.455	14-20	.700	11	38	49	49.0	13	13	17	5	9	95	95.0	
Northwestern St.	11/08/2024	95-36	W	39-74	.527	4-15	.267	13-18	.722	16	34	50	49.5	20	13	13	8	21	95	95.0	
Charleston So.	11/12/2024	117-44	W	46-78	.590	7-13	.538	18-25	.720	25	41	66	55.0	19	23	14	5	6	117	102.3	
Murray St.	11/15/2024	74-60	W	28-64	.438	6-19	.316	12-18	.667	11	31	42	51.8	17	18	15	5	12	74	95.3	
Troy	11/18/2024	98-59	W	31-64	.484	4-11	.364	32-44	.727	16	38	54	52.2	22	19	21	2	11	98	95.8	
Tulane	11/20/2024	85-74	W	34-80	.425	3-16	.188	14-17	.824	19	35	54	52.5	17	21	14	6	7	85	94.0	
vs Washington	11/25/2024	68-67	W	25-76	.329	3-19	.158	15-21	.714	27	23	50	52.1	14	14	13	0	9	68	90.3	
vs NC State	11/27/2024	82-65	W	29-55	.527	7-14	.500	17-20	.850	12	32	44	51.1	16	15	21	4	6	82	89.3	
N.C. Central	12/01/2024	131-44	W	49-87	.563	5-11	.455	28-39	.718	27	31	58	51.9	19	18	8	9	23	131	93.9	
Stanford	12/05/2024	94-88	Wot	36-79	.456	10-25	.400	12-18	.667	11	26	37	50.4	20	21	4	0	11	94	93.9	
Total		939		355-722	.492	54-154	.351	175-240	.729	175	329	504	50.4	177	175	140	44	115	939	93.9	
Opponents		581		210-648	.324	64-274	.234	97-151	.642	120	222	342	34.2	204	99	199	30	68	581	58.1	

LSU Averages

Games Played	Points/ game	FG Pct	3FG Pct	FT Pct	Rebounds/ game	Assists/ game	Turnovers/ game	Assist/Turnover ratio	Steals/ game	Blocks/ game
10	93.9	49.2	35.1	72.9	50.4	17.5	14.0	1.3	11.5	4.4



2024-25 LSU Women's Basketball
Opponents Game-by-Game
All games

Page 1/1
as of Dec 06, 2024

				Total		3-Pointers		Free throws		Rebounds											
Opponent	Date	Score		FG-FGA	PCT	3FG-3FGA	PCT	FT-FTA	PCT	OFF	DEF	TOT	AVG	PF	A	TO	BLK	STL	PTS	AVG	
Eastern Ky.	11/04/2024	95-44	W	18-69	.261	6-31	.194	2-5	.400	12	19	31	31.0	21	10	21	0	10	44	44.0	
Northwestern St.	11/08/2024	95-36	W	11-59	.186	5-32	.156	9-12	.750	14	21	35	33.0	16	7	28	3	4	36	40.0	
Charleston So.	11/12/2024	117-44	W	16-66	.242	4-31	.129	8-13	.615	11	12	23	29.7	20	8	17	5	4	44	41.3	
Murray St.	11/15/2024	74-60	W	20-58	.345	6-28	.214	14-17	.824	7	28	35	31.0	16	8	19	0	9	60	46.0	
Troy	11/18/2024	98-59	W	23-73	.315	3-16	.188	10-20	.500	14	25	39	32.6	36	10	22	3	16	59	48.6	
Tulane	11/20/2024	85-74	W	27-73	.370	10-29	.345	10-17	.588	14	26	40	33.8	22	11	13	6	4	74	52.8	
vs Washington	11/25/2024	68-67	W	26-59	.441	8-27	.296	7-10	.700	10	28	38	34.4	18	14	18	5	8	67	54.9	
vs NC State	11/27/2024	82-65	W	23-64	.359	9-26	.346	10-13	.769	10	14	24	33.1	13	12	13	3	8	65	56.1	
N.C. Central	12/01/2024	131-44	W	15-61	.246	4-24	.167	10-23	.435	20	15	35	33.3	27	7	33	3	3	44	54.8	
Stanford	12/05/2024	94-88	Wot	31-66	.470	9-30	.300	17-21	.810	8	34	42	34.2	15	12	15	2	2	88	58.1	
Total		581		210-648	.324	64-274	.234	97-151	.642	120	222	342	34.2	204	99	199	30	68	581	58.1	
LSU		939		355-722	.492	54-154	.351	175-240	.729	175	329	504	50.4	177	175	140	44	115	939	93.9	

Opponents Averages

Games Played	Points/game	FG Pct	3FG Pct	FT Pct	Rebounds/game	Assists/game	Turnovers/game	Assist/Turnover ratio	Steals/game	Blocks/game
10	58.1	32.4	23.4	64.2	34.2	9.9	19.9	0.5	6.8	3.0

Kim Mulkey Is A Champion



Kim Mulkey, the most successful player-turned-coach in college basketball history, was named the LSU Women's Basketball Head Coach ahead of the 2021-22 season, leading the Tigers into a new era of success.

The 2023-24 season saw LSU reach the Elite Eight for the second consecutive season as the Tigers went 31-6. Mulkey has had at least 20 wins in every season she has been a head coach. In a rematch of the 2023 National Semifinal during the 2024 ACC/SEC Challenged, Mulkey earned her 700th career victory in her 813th game, becoming the quickest coach in men's or women's DI history to reach that milestone.

With nine new pieces for the 2022-23 season and just one returning contributor, Coach Mulkey pieced together a team that was the last group standing at the end of March Madness. She became the first head coach in college basketball history to win national championships with multiple programs. She has four national championships as a head coach (Baylor and LSU), one as an assistant coach (Louisiana Tech) and two as a player (Louisiana Tech). The Tigers were dominant en route to their first national championship, compiling a 34-2 record, including a perfect 17-0 record at home in the PMAC.

LSU defeated Iowa in Dallas for the national championship, 102-85, setting the NCAA record for points in a championship game. The championship game drew 9.9 million viewers across ABC and ESPN networks to set the record for the one of the most watched women's college basketball game of all-time.

Mulkey, who also won an Olympic Gold Medal in 1984, is the only person in college basketball history – men's or women's – to win national championships as a head coach, assistant coach, and a player. She's one of just three coaches (Bobby Knight and Dean Smith) in college basketball history to win national titles as a player and a coach. It did not take Coach Mulkey long to have success her first year at LSU, winning the AP National Coach of the Year award after leading the greatest turnaround in SEC history by a first-year head coach. Coach Mulkey joined Geno Auriemma and Muffet McGraw as the only coaches to earn the AP Coach of the Year award three times.

A member of the 2020 Naismith Memorial Basketball Hall of Fame Class, Mulkey built Baylor into a national power, as they became just the third program in NCAA history to have at least three national titles to its credit with championships in 2005, 2012 with a perfect 40-0 record and 2019.

Mulkey has been named National Coach of the Year eight times from various entities, and she was selected as the Big 12 Coach of the Year eight times. She's taken home the New York Athletic Club's Winged Foot Award after each national championship as a head coach.

Individually, Mulkey has developed and produced some of the top players in women's basketball history. As a head coach, she has developed nine players under her watch to First Team All-America status by either the Associated Press, USBWA, WBCA or John Wooden selections.

Mulkey By The Numbers

7

National Championships*

9x

National Coach of the Year

9

Hall of Fame Inductions

700

Fastest DI Coach to 700 victories

1984

Olympic Gold Medalist

***Only person in college basketball history - men's or women's - to win national championships as a player, assistant and head coach**

Mulkey's Halls of Fame

National High School Hall of Fame (1985)
Louisiana High School Hall of Fame (1986)
Louisiana Sports Writers Hall of Fame (1990)
Louisiana Tech Athletics Hall of Fame (1992)
Women's Basketball Hall of Fame (2000)
CoSIDA Academic Hall of Fame (2003)
Baylor Athletics Hall of Fame (2007)
Texas Sports Hall of Fame (2010)
Naismith Memorial Basketball Hall of Fame (2020)

Coaching Record

Louisiana Tech Record: 430-68 (.863)
Baylor Record: 632-104 (.859)
LSU Record: 101-14 (.874)
Head Coaching Record: 733-118 (.861)

Playing Record

Record at Louisiana Tech: 130-6 (.956)
Record at Hammond High: 136-5 (.964)

The Timeline of Mulkey

2023

- Won NCAA National Championship
- Winged Foot Award (New York Athletic Club)

2022

- AP National Coach of the Year
- Led the largest turnaround by a first-year head coach in SEC history, taking LSU from going 9-13 to 26-6.

2021

- Named LSU's Head Women's Basketball Coach

2020

- Big 12 Coach of the Year
- Naismith Memorial Basketball Hall of Fame Inductee

2019

- Won NCAA National Championship
- AP National Coach of the Year
- USBWA Coach of the Year
- WBCA Coach of the Year
- Winged Foot Award (New York Athletic Club)
- Big 12 Coach of the Year

2018

- WBCA Regional Coach of the Year
- Big 12 Coach of the Year
- Naismith Memorial Basketball Hall of Fame Class women's committee finalist

2017

- One of 13 Naismith Memorial Basketball Hall of Game Class women's committee nominations

2016

- WBCA Regions 5 Coach of the Year
- Big 12 Coach of the Year – Waco Tribune-Herald

2015

- Big 12 Coach of the Year
- WBCA Regions 5 Coach of the Year
- Big 12 Coach of the Year – Dallas Morning News

2014

- Selected No. 40 on Louisiana's all-time top athletes list
- Inducted into the Ark-La-Tex Museum of Champions

2013:

- Big 12 Coach of the Year
- Big 12 Coach of the Year – Dallas Morning News and Waco Tribune-Herald

2012

- Won NCAA National Championship
- AP National Coach of the Year
- Naismith National Coach of the Year
- Russell Athletic/WBCA National Coach of the Year
- USBWA National Coach of the Year
- Naismith National Coach of the Year
- Winged Foot award (New York Athletic Club)
- Big 12 Coach of the Year
- Big Coach of the Year – Dallas Morning News and Waco Tribune-Herald

2011

- USBWA National Coach of the Year
- Big 12 Coach of the Year

2010:

- Texas Sports Hall of Fame Inductee

2007:

- Baylor Athletic Hall of Fame Inductee

2005:

- Won NCAA National Championship
- Big 12 Coach of the Year
- Winged Foot Award (New York Athletic Club)
- Dallas All Sports Association College Coach of the Year
- Texas Association of Basketball Coaches (TABC) Senior College Coach of the Year
- Baylor Staff Member of the Year (Student Government Association)

2004

- Texas Association of Basketball Coaches (TABC) Senior College Coach of the Year

2003

- Inducted into CoSIDA Academic All-America Hall of Fame

2002

- Texas Association of Basketball Coaches (TABC) Senior College Coach of the Year

2001

- Named one of top 50 Female High School Athletes of the 20th century
- National Coach of the Year-- Real Sport Magazine
- Big 12 Coach of the Year -- Dallas Morning News and Waco Tribune-Herald

2000

- Named Baylor's fourth head women's basketball coach
- Inducted into the Women's Basketball Hall of Fame

1999

- Lone female named among Louisiana Sports Writers Association's (LSWA) top 25 athletes of the 20th century
- Named one of top three assistants by Women's Basketball Journal
- Listed by Sports Illustrated as one of the top 50 greatest Louisiana sports figures of the 20th century

1992

- Inducted into Louisiana Tech Athletics Hall of Fame

1990

- Inducted into Louisiana Sports Writers Hall of Fame

1988

- Won the NCAA National Championship as an assistant coach at Louisiana Tech

1986

- Inducted into Louisiana High School Hall of Fame

1985

- Inducted into National High School Hall of Fame
- Began her coaching career as an assistant at Louisiana Tech

1984

- NCAA Postgraduate Scholarship winner
- Academic All-American
- James Corbett Award (Louisiana's College Athlete of the Year)
- Naismith "Small Player of the Year"
- Olympic Gold medalist at Los Angeles Games

1983

- Won Gold medal at Pan Am Games in Caracas, Venezuela
- Academic All-American

1982

- Member of USA Basketball Select Team
- Won NCAA National Championship as a player at Louisiana Tech

1981

- Won Gold medal for South Team at Olympic Festival (Syracuse, N.Y.)
- Won AIAW National Championship as a player at Louisiana Tech

Kim Mulkey: A Proven Winner

Mulkey's Coaching Record

Year	School	Position	Record	Postseason
2024-25	LSU	Head Coach	10-0	TBD
2023-24	LSU	Head Coach	31-6	NCAA Elite Eight
2022-23	LSU	Head Coach	34-2	NCAA Champions
2021-22	LSU	Head Coach	26-6	NCAA Second Round
2020-21*	Baylor	Head Coach	28-3	NCAA Elite Eight
2019-20	Baylor	Head Coach	28-2	Big 12 RS Champions
2018-19	Baylor	Head Coach	37-1	NCAA Champions
2017-18	Baylor	Head Coach	33-2	NCAA Sweet 16
2016-17	Baylor	Head Coach	33-4	NCAA Elite Eight
2015-16	Baylor	Head Coach	36-2	NCAA Elite Eight
2014-15	Baylor	Head Coach	33-4	NCAA Elite Eight
2013-14	Baylor	Head Coach	32-5	NCAA Elite Eight
2012-13	Baylor	Head Coach	34-2	NCAA Sweet 16
2011-12	Baylor	Head Coach	40-0	NCAA Champions
2010-11	Baylor	Head Coach	34-3	NCAA Elite Eight
2009-10	Baylor	Head Coach	27-10	NCAA Final Four
2008-09	Baylor	Head Coach	29-6	NCAA Sweet 16
2007-08	Baylor	Head Coach	25-7	NCAA Second Round
2006-07	Baylor	Head Coach	26-8	NCAA Second Round
2005-06	Baylor	Head Coach	26-7	NCAA Sweet 16
2004-05	Baylor	Head Coach	33-3	NCAA Champions
2003-04	Baylor	Head Coach	26-9	NCAA Sweet 16
2002-03	Baylor	Head Coach	24-11	WNIT Finals
2001-02	Baylor	Head Coach	27-6	NCAA Second Round
2000-01	Baylor	Head Coach	21-9	NCAA First Round
1999-00	La. Tech	Assoc. Head Coach	31-3	NCAA Elite Eight
1998-99	La. Tech	Assoc. Head Coach	30-3	NCAA Final Four
1997-98	La. Tech	Assoc. Head Coach	31-4	NCAA National Runner-Up
1996-97	La. Tech	Assoc. Head Coach	31-4	NCAA Sweet 16
1995-96	La. Tech	Assistant Coach	31-2	NCAA Elite Eight
1994-95	La. Tech	Assistant Coach	28-5	NCAA Sweet 16
1993-94	La. Tech	Assistant Coach	31-4	NCAA National Runner-Up
1992-93	La. Tech	Assistant Coach	26-6	NCAA Elite Eight
1991-92	La. Tech	Assistant Coach	20-10	NCAA First Round
1990-91	La. Tech	Assistant Coach	18-12	NCAA First Round
1989-90	La. Tech	Assistant Coach	32-1	NCAA Final Four
1988-89	La. Tech	Assistant Coach	32-4	NCAA Final Four
1987-88	La. Tech	Assistant Coach	32-2	NCAA Champions
1986-87	La. Tech	Assistant Coach	30-3	NCAA National Runner-Up
1985-86	La. Tech	Assistant Coach	27-5	NCAA Elite Eight

*No postseason due to Covid-19

Louisiana Tech Record: 430-68

Baylor Record: 632-104

LSU Record: 101-14

Head Coaching Record: 733-118

Mulkey's Playing Record


Year	School	Record	Postseason
1983-84	Louisiana Tech	30-3	NCAA Final Four
1982-83	Louisiana Tech	31-2	NCAA National Runner-Up
1981-82	Louisiana Tech	35-1	NCAA National Champions
1980-81	Louisiana Tech	34-0	AIAW National Champions

Collegiate Record: 130-6 (.956)

Mulkey's Milestone Victories

WIN	OPPONENT	SCORE	DATE
1	Miami (Ohio)	75-62	11/18/00
50	Alcorn state	78-62	11/23/02
100	At Mississippi State	66-49	11/23/04
150	Texas Tech	73-60	2/19/06
200	At Missouri	72-57	1/23/08
250	Texas State	99-18	1/2/10
300	Chattanooga	91-31	11/31/11
350	Oklahoma State	83-49	1/6/13
400	Oklahoma State	65-61	3/9/14
450	James Madison	77-63	12/21/15
500	Texas Tech	86-48	2/25/17
550	Texas Tech	73-56	1/16/19
600	Texas Tech	77-62	2/18/20
650	Kentucky	78-69	1/30/22
700	Virginia Tech	82-64	11/30/23

Mulkey is fastest coach in Division I history - men's or women's - to reach 700 wins (needing only 813 games)



LAST TIME

AN LSU PLAYER...

scored 20 points.....	Mikaylah Williams, 32, Kailyn Gilbert 25, Flau'Jae Johnson 21 vs. Stanford (Dec. 5, 2024)
scored 25 points.....	Mikaylah Williams, 32, Kailyn Gilbert 25 vs. Stanford (Dec. 5, 2024)
scored 30 points.....	Mikaylah Williams, 32 vs. Stanford (Dec. 5, 2024)
scored 35 points.....	Aneesah Morrow 37 vs. Virginia (Nov. 25, 2023)
scored 40 points.....	Mikaylah Williams 42 vs. Kent State (Nov. 14, 2023)
scored 45 points.....	Cornelia Gayden, 49, Jackson State (Feb. 9, 1995)
scored double figures in 5 straight games.....	Flau'Jae Johnson, 19 straight (Feb. 25, 2024 - Dec. 5, 2024)
scored double figures in 10 straight games.....	Flau'Jae Johnson, 19 straight (Feb. 25, 2024 - Dec. 5, 2024)
scored double figures in 15 straight games.....	Flau'Jae Johnson, 19 straight (Feb. 25, 2024 - Dec. 5, 2024)
scored double figures in 20 straight games.....	Angel Reese, 69 straight (Nov. 7, 2022 - April 1, 2024)
scored double figures in 25 straight games.....	Angel Reese, 69 straight (Nov. 7, 2022 - April 1, 2024)
scored double figures in 30 straight games.....	Angel Reese, 69 straight (Nov. 7, 2022 - April 1, 2024)
scored double figures in 40 straight games.....	Angel Reese, 69 straight (Nov. 7, 2022 - April 1, 2024)
scored double figures in 50 straight games.....	Angel Reese, 69 straight (Nov. 7, 2022 - April 1, 2024)
scored double figures in 60 straight games.....	Angel Reese, 69 straight (Nov. 7, 2022 - April 1, 2024)
scored double figures in 70 straight games.....	Seimone Augustus, 97 straight (Dec. 20, 2003 - April 2, 2006)
scored double figures in 80 straight games.....	Seimone Augustus, 97 straight (Dec. 20, 2003 - April 2, 2006)
scored double figures in 90 straight games.....	Seimone Augustus, 97 straight (Dec. 20, 2003 - April 2, 2006)
scored 20 points in 2 straight games.....	Flau'Jae Johnson, 2 straight (Dec. 1, 2023 - Dec. 5, 2024)
scored 20 points in 3 straight games.....	Flau'Jae Johnson, 3 straight (Nov. 15, 2023 - Nov. 20, 2024)
scored 20 points in 4 straight games.....	Flau'Jae Johnson, 5 straight (March 24, 2023 - Nov. 8, 2024)
scored 20 points in 5 straight games.....	Flau'Jae Johnson, 5 straight (March 24, 2023 - Nov. 8, 2024)
scored 20 points in 6 straight games.....	Angel Reese, 6 straight (Jan. 1, 2023 - Jan. 19, 2023)
scored 20 points in 7 straight games.....	Angel Reese, 9 straight (Nov. 16, 2022 - Dec. 16, 2022)
scored 20 points in 8 straight games.....	Angel Reese, 9 straight (Nov. 16, 2022 - Dec. 16, 2022)
scored 20 points in 9 straight games.....	Angel Reese, 9 straight (Nov. 16, 2022 - Dec. 16, 2022)
scored 20 points in 10 straight games.....	Cornelia Gayden, 13 straight (March 1, 1993 - Jan. 1, 1994)
scored 20 points in 13 straight games.....	Cornelia Gayden, 13 straight (March 1, 1993 - Jan. 1, 1994)
scored 30 points in 2 straight games.....	Angel Reese, 32 vs. Lamar (Dec. 14, 2022), 30 vs. Montana St (Dec. 17, 2022)
scored 30 points in 3 straight games.....	Cornelia Gayden, 3 straight (Feb. 4 - Feb. 9, 1995)
made 10 field goals in a game.....	Mikaylah Williams, 12-18 vs. Stanford (Dec. 5, 2024)
made 15 field goals in a game.....	Aneesah Morrow 15-25 vs. Virginia (Nov. 25, 2023)
attempted 20 field goals in a game.....	Flau'Jae Johnson 8-20 vs. Stanford (Dec. 5, 2024)
attempted 25 field goals in a game.....	Aneesah Morrow 15-25 vs. Virginia (Nov. 25, 2023)
shot 100% from the floor (min. 10 att.).....	Ayana Mitchell (10-10), at Oklahoma (Dec. 7, 2019)
made 10 free throws in a game.....	Last-Tear Poa, 10-14 vs. NC Central (Dec. 1, 2024)
made 15 free throws in a game.....	Raigyne Louis, 15, vs. Rutgers (Nov. 29, 2013)
attempted 10 free throws in a game.....	Last-Tear Poa, 10-14 vs. NC Central (Dec. 1, 2024)
attempted 15 free throws in a game.....	Angel Reese, 10-18 vs. ULL (Dec. 10, 2023)
attempted 20 free throws in a game.....	Angel Reese, 23, vs. Michigan (March 19, 2013)
made 5 three-pointers in a game.....	Mikaylah Williams, 5-9 vs. Stanford (Dec. 5, 2024)
made 7 three-pointers in a game.....	Jasmine Carson, 7 at Florida (Feb. 19, 2023)
made 10 three-pointers in a game.....	Mikaylah Williams, 1-10 vs. South Carolina (Jan. 25, 2024)
attempted 7 three-pointers in a game.....	Mikaylah Williams, 5-9 vs. Stanford (Dec. 5, 2024)
attempted 10 three-pointers in a game.....	Jasmine Carson, 7-14 at Florida (Feb. 19, 2023)
attempted 15 three-pointers in a game.....	Doneeka Hodges, 15, at #17 Georgia (Jan. 25, 2004)
had 10 rebounds.....	Aneesah Morrow, 16 vs. Stanford (Dec. 5, 2024)
had 15 rebounds.....	Aneesah Morrow, 16 vs. Stanford (Dec. 5, 2024)
had 20 rebounds.....	Aneesah Morrow, 20 vs. CSU (Nov. 12, 2024)
had 10 rebounds in 2 straight games.....	Aneesah Morrow, 8 straight (Nov. 12, 2024 - Dec. 5, 2024)
had 10 rebounds in 3 straight games.....	Aneesah Morrow, 8 straight (Nov. 12, 2024 - Dec. 5, 2024)
had 10 rebounds in 4 straight games.....	Aneesah Morrow, 8 straight (Nov. 12, 2024 - Dec. 5, 2024)
had 10 rebounds in 5 straight games.....	Aneesah Morrow, 8 straight (Nov. 12, 2024 - Dec. 5, 2024)
had 10 rebounds in 10 straight games.....	Angel Reese, 16 straight (Jan. 29, 2024 - April 1, 2024)
had 15 rebounds in 2 straight games.....	Angel Reese, 3 straight (Feb. 22, 2024 - Feb. 29, 2024)
had 10 offensive rebounds.....	Sa'Myah Smith, 11 vs. Washington (Nov. 25, 2024)
had 10 defensive rebounds.....	Aneesah Morrow, 10 vs. Stanford (Dec. 5, 2024)
had 10 assists.....	Alexis Morris, 12 vs. Vanderbilt (Jan. 1, 2023)
had 15 assists.....	Temeka Johnson, 15, vs. Liberty (March 26, 2005 • NCAA Sweet 16)
had 10 assists in 2 straight games.....	Erica White, 3 straight (Jan. 22, 2006 - Jan. 30, 2006)
had 10 assists in 3 straight games.....	Erica White, 3 straight (Jan. 22, 2006 - Jan. 30, 2006)
had 10 assists in 4 straight games.....	never happened
had 5 blocks in a game.....	Angel Reese, 5 vs. Kentucky (March 3, 2024)
had 7 blocks in a game.....	Faustine Aifuwa, 7, at #1 South Carolina (Feb. 14, 2021)
had 9 blocks in a game.....	Theresa Plaisance, 9, at Alabama (March 2, 2014 • Tied School Record)
had 5 steals in a game.....	Miracle Sheppard, 7 vs. NC Central (Dec. 1, 2024)
had 7 steals in a game.....	Miracle Sheppard, 7 vs. NC Central (Dec. 1, 2024)
had 10 steals in a game.....	Raigyne Louis, 10, Florida (Jan. 5, 2017 • LSU Record)
had a double-double.....	Aneesah Morrow, 27 points and 11 rebounds vs. NC Central (Dec. 1, 2024)
had a double-double in 2 straight games.....	Aneesah Morrow, 7 straight (Nov. 12, 2024 - Dec. 1, 2024)
had a double-double in 3 straight games.....	Aneesah Morrow, 7 straight (Nov. 12, 2024 - Dec. 1, 2024)
had a double-double in 4 straight games.....	Aneesah Morrow, 7 straight (Nov. 12, 2024 - Dec. 1, 2024)
had a double-double in 5 straight games.....	Aneesah Morrow, 7 straight (Nov. 12, 2024 - Dec. 1, 2024)
had a double-double in 10 straight games.....	Angel Reese, 16 straight (Jan. 29, 2024 - April 1, 2024)
had a double-double in 20 straight games.....	Angel Reese, 23 straight (Nov. 7, 2022 - Feb. 5, 2023)
had a triple-double.....	Khayla Pointer - 16 points, 11 rebounds, 10 assists at Ole Miss (Feb. 7, 2022)

LAST TIME

LSU HAS...

had two players record a double-double.....	Aneesah Morrow, 19 points and 13 rebounds and Sa'Myah Smith, 16 points, 15 rebounds vs. Washington (Nov. 25, 2024)
had no player reach double figures in scoring.....	#1 South Carolina (Jan. 4, 2015)
kept every player on a team out of double-figures.....	vs. ECU (Nov. 4, 2024)
had all five starters score in double figures.....	vs. Auburn, Van Lith, Johnson, Poa, Morrow, Reese (March 8, 2024)
had four starters score in double figures.....	vs. NC Central, Johnson, Williams, Morrow, Smith (Dec. 1, 2024)
had five players score in double figures.....	vs. NC Central, nine players Dec. 1, 2024)
had six players score in double figures.....	vs. NC Central, nine players Dec. 1, 2024)
had two players score at least 20 points or more.....	Mikaylah Williams, 32, Kailyn Gilbert 25, Flau'Jae Johnson 21 vs. Stanford (Dec. 5, 2024)
had two players score 25 or more points in a game.....	Mikaylah Williams, 32 and Kailyn Gilbert, 25 vs. Stanford (Dec. 5, 2023)
had two players score 28 or more points in a game.....	Seimone Augustus, 32, & Sylvia Fowles, 28, at Alabama (Feb. 23, 2006)
had four players score at least 20 points or more.....	at Alabama - Augustus, Johnson, Hodges, Hoston (Feb. 5, 2004)
played 40 minutes.....	Mikaylah Williams (41:44), Flau'Jae Johnson (40:49) vs Stanford (Dec. 5, 2024)
played 40 minutes in 2 straight games.....	Aneesah Morrow vs. Ole Miss (40 of 40) and South Carolina (40 of 40) (March 9, 2024 - March 10, 2024)
played 40 minutes in 3 straight games.....	Khayla Pointer, at Georgia (Dec. 30, 2021) and vs. Texas A&M (Jan. 2, 2022) and vs. South Carolina (Jan. 6, 2022)
played 40 minutes in 4 straight games.....	Chloe Jackson, 5 straight (Feb. 18, 2018 - March 17, 2018)
played 40 minutes in 5 straight games.....	Chloe Jackson, 5 straight (Feb. 18, 2018 - March 17, 2018)
played 40 minutes in 8 straight games.....	Temeka Johnson, 8 straight (Feb. 17, 2002 - Mar. 17, 2002)
fouled out.....	Angel Reese vs. South Carolina (Jan. 25, 2024)
had two freshmen in the starting lineup.....	Mikaylah Williams and Aalyah Del Rosario vs. Virginia (Nov. 25, 2023)

AN LSU OPPONENT PLAYER...

scored 40 or more points.....	41 by Caitlin Clark of Iowa (April 1, 2024 • NCAA Elite Eight)
scored 30 or more points.....	41 by Caitlin Clark of Iowa (April 1, 2024 • NCAA Elite Eight)
attempted 25 field goals.....	13-29 by Caitlin Clark of Iowa (April 1, 2024 • NCAA Elite Eight)
recorded a double-double.....	Nunu Agara, 29 points and 13 rebounds of Stanford (Dec. 5, 2024)
had 10 or more assists.....	12 by Caitlin Clark of Iowa (April 1, 2024 • NCAA Elite Eight)
had 15 or more rebounds.....	15 by Madison Scott of Ole Miss (Feb. 7, 2022 in Oxford))
had 20 or more rebounds.....	20 by Teaira McCowan of #6 Mississippi State (Jan. 31, 2019 in Baton Rouge)
made 13 or more field goals.....	13-29 by Caitlin Clark of Iowa (April 1, 2024 • NCAA Elite Eight)
made 15 or more free throws.....	18 by Ashley McElhiney of #19 Vanderbilt (Feb. 15, 2001 in Nashville)

MISCELLANEOUS...

LSU scored 100 points or more.....	W, 131-44 vs. NC Central (Dec. 1, 2024)
an opponent scored 100 points or more.....	102 by Ole Miss in 3OT (Feb. 7, 2010 in Baton Rouge)
LSU scored 100 points away from home.....	W, 102-85 vs. Iowa (April 2, 2023 in Dallas • NCAA Championship)
LSU scored 100 points and lost.....	101, Ole Miss in 3OT (Feb. 7, 2010 in Baton Rouge)
LSU scored 50 or fewer and won.....	def. Texas Tech, 48-40, in Lubbock, Texas (Nov. 30, 2017)
LSU scored 50 points or less.....	48, UCF (Dec. 4, 2020)
LSU scored 40 points or less.....	35, #6 Mississippi State (Jan. 31, 2019)
an opponent scored 20 points or less.....	19, by Centenary (Nov. 15, 2009 in Baton Rouge)
an opponent scored 30 points or less.....	30, by Florida (Feb. 11, 2010 in Gainesville)
an opponent scored 40 points or less.....	36 by Northwestern State (Nov. 8, 2024 in Baton Rouge)
an opponent scored 40 pts or less in consecutive games.....	Virginia Tech, 40 pts (Nov. 14, 2006) and Louisiana-Lafayette, 31 pts (Nov. 16, 2006)
beat a ranked team.....	vs. No. 20 NC State, 82-65 (Nov. 27, 2024)
beat a top-5 ranked team.....	vs. No. 3 Iowa, 102-85 in Dallas in NCAA Championship (April 2, 2023)
beat a ranked team at a neutral site.....	vs. No. 20 NC State, 82-65 (Nov. 27, 2024)
beat a ranked team on the road.....	#24 Arkansas, 69-45, in Fayetteville (Dec. 29, 2022)
beat a ranked team at home.....	#9 Virginia Tech, 82-64, in Baton Rouge (Nov. 30, 2023)
beat a ranked team in consecutive games vs. No. 4 Virginia Tech, 79-72 (March 31, 2023 • Final Four) and vs. No. 3 Iowa, 102-85 (April 2, 2023 • NCAA Championship)	
LSU had a +70 scoring margin.....	+87 (131-44) vs. NC Central (Dec. 1, 2025 in Baton Rouge)
LSU had a +15 rebound margin.....	+23 (58-35) vs. NC Central (Dec. 1, 2024)
LSU had a +20 rebound margin.....	+23 (58-35) vs. NC Central (Dec. 1, 2024)
an opponent had a +15 rebound margin.....	+18, at South Carolina (Feb. 12, 2023)
an opponent had a +20 rebound margin.....	+24, vs. South Carolina (Jan 6, 2022)
LSU attempted 30 free throws.....	28-39 vs. NC Central (Dec. 1, 2024)
LSU attempted 35 free throws.....	28-39 vs. NC Central (Dec. 1, 2024)
LSU attempted 50 free throws.....	40-52 vs. Jacksonville (Dec. 30, 2023)
an opponent attempted 35 free throws.....	40, by Alabama (Feb. 25, 2018)
LSU made 25 free throws.....	28-39 vs. NC Central (Dec. 1, 2024)
LSU made 30 free throws.....	32-44 vs. Troy (Nov. 18, 2024)
an opponent made 30 free throws.....	34, by Alabama (March 2, 2014) - opponent school record
LSU made 10+ three-pointers.....	10-25, vs. Stanford (Dec. 5, 2024)
LSU attempted 20 three-pointers.....	10-25, vs. Stanford (Dec. 5, 2024)
an opponent made 15 three-pointers.....	15, Missouri (Jan. 13, 2022)
an opponent attempted 25 three-pointers.....	Tulane, 10-29 (Nov. 20, 2024)
LSU had 25 assists.....	26, vs. Arkansas (Jan. 21, 2024)
LSU had 30 assists.....	32, at #18 Arkansas (Jan. 10, 2008)
LSU had 35 assists.....	38, vs. UNC Asheville (Nov. 23, 1999)
an opponent had 25 assists.....	25, by Alabama (Jan. 28, 1995)
LSU forced 25 turnovers.....	33 by NC Central (Dec. 1, 2024)
LSU forced 30 turnovers.....	33 by NC Central (Dec. 1, 2024)
LSU forced 35 turnovers.....	36 vs. McNeese (Dec. 12, 2023)
LSU forced 30 turnovers in consecutive games.....	35 vs. Texas Southern (Nov. 20, 2023); 30 vs. Niagara (Nov. 24, 2023)
LSU had 15 steals.....	23 vs. NC Central (Dec. 1, 2024)
LSU had 20 steals.....	23 vs. NC Central (Dec. 1, 2024)
LSU had 20 steals in consecutive games.....	20 vs McNeese (Dec. 12, 2023); 21 vs. NSU (Dec. 17, 2023)
LSU blocked 10 shots.....	12 vs. MVSU (Nov. 12, 2023)
overcame a 10-point second half deficit to win.....	-10, vs. Washington, 68-67 (Nov. 25, 2024)
overcame a 15-point second half deficit to win.....	-17, Oregon, 35-18 (Nov. 23, 1985)
overcame a 10-point second-half deficit to win (in back to back games) ... Auburn, 56-43 (Dec. 31, 2020); trailed 34-21 at 7:13 in 3Q • at Ole Miss, 77-69 (Jan. 4, 2021); trailed 47-34 at 2:11 in 3Q	



#1

Mjracle Sheppard (Pronounced Miracle)

Guard | 5-10 | Sophomore | Kent, Washington

Opponent	Min	FG	3P	FT	ORB	DRB	TRB	PF	Pts.	Asst.	TO	ST	Blocks	+/-
Eastern Kentucky	--	--	--	--	--	--	--	--	--	--	--	--	--	--
Northwestern State	--	--	--	--	--	--	--	--	--	--	--	--	--	--
Charleston Southern	--	--	--	--	--	--	--	--	--	--	--	--	--	--
Murray State	--	--	--	--	--	--	--	--	--	--	--	--	--	--
Troy	--	--	--	--	--	--	--	--	--	--	--	--	--	--
Tulane	--	--	--	--	--	--	--	--	--	--	--	--	--	--
Washington	2:41	0-0	0-0	0-0	0	0	0	0	0	0	1	1	0	-4
NC State	--	--	--	--	--	--	--	--	--	--	--	--	--	--
NC Central	2:54	0-0	0-0	0-0	0	0	0	0	0	0	0	0	0	5
Stanford														
Grambling														
Louisiana-Lafayette														
Seton Hall														
at Illinois-Chicago														
Albany														
at Arkansas														
Auburn														
at Tennessee														
Vanderbilt														
at Florida														
at South Carolina														
Texas A&M														
Oklahoma														
Mississippi State														
at Missouri														
Tennessee														
at Texas														
Georgia														
at Kentucky														
at Alabama														
Ole Miss														

*-Start

SEASON	TEAM	GP-GS	MIN/AVG	FG-FGA	FG%	3FG-ATT	3FG%	FT-FTA	FT%	ORB	DRB	TRB	AVG	PF-FO	A	TO	BLK	STL	PTS	AVG
2023-24	MSU	35-1	622/17.8	64-148	.432	1-10	.100	46-68	.676	41	49	90	2.6	62-1	72	50	7	48	175	5.0
2024-25	LSU	3-0	25/8.3	3-4	.750	0-1	.000	4-6	.667	4	3	7	2.3	2-0	2	1	0	8	10	3.3
TOTAL FOR LSU		3-0	25/8.3	3-4	.750	0-1	.000	4-6	.667	4	3	7	2.3	2-0	2	1	0	8	10	3.3
TOTAL		38-1	646/17.0	67-152	.441	1-11	.091	50-74	.676	45	52	97	2.6	64-1	74	51	7	56	185	4.9



#2

Amani Bartlett

Forward | 6-3 | Senior | Cleveland, Texas

Opponent	Min	FG	3P	FT	ORB	DRB	TRB	PF	Pts.	Asst.	TO	ST	Blocks	+/-
Eastern Kentucky	4:28	0-0	0-0	0-0	0	1	1	0	0	0	0	0	0	1
Northwestern State	11:31	2-2	0-0	2-2	2	1	3	1	6	0	2	1	0	9
Charleston Southern	9:24	1-2	0-0	0-0	0	0	0	1	2	0	1	0	0	8
Murray State	1:22	0-0	0-0	0-0	0	0	0	0	0	0	0	0	0	-5
Troy*	7:34	0-0	0-0	0-0	1	1	2	0	0	0	1	0	0	-3
Tulane	2:14	0-0	0-0	0-0	0	0	0	1	0	0	0	0	0	-1
Washington	--	--	--	--	--	--	--	--	--	--	--	--	--	--
NC State	--	--	--	--	--	--	--	--	--	--	--	--	--	--
NC Central	8:38	0-0	0-0	0-2	0	2	2	1	0	0	0	0	0	18
Stanford	--	--	--	--	--	--	--	--	--	--	--	--	--	--
Grambling														
Louisiana-Lafayette														
Seton Hall														
at Illinois-Chicago														
Albany														
at Arkansas														
Auburn														
at Tennessee														
Vanderbilt														
at Florida														
at South Carolina														
Texas A&M														
Oklahoma														
Mississippi State														
at Missouri														
Tennessee														
at Texas														
Georgia														
at Kentucky														
at Alabama														
Ole Miss														

*- Start

SEASON	TEAM	GP-GS	MIN/AVG	FG-FGA	FG%	3FG-ATT	3FG%	FT-FTA	FT%	ORB	DRB	TRB	AVG	PF-FO	A	TO	BLK	STL	PTS	AVG
2021-22	LSU	9-0	45/5.0	4-7	.571	0-0	.000	3-4	.750	4	3	7	0.8	4-0	1	2	5	1	11	1.2
2022-23	LSU	25-0	110/4.4	9-16	.563	0-0	.000	7-12	.583	8	14	22	0.9	12-0	1	5	5	3	25	1.0
2023-24	LSU	23-0	102/4.4	6-10	.600	0-0	.000	6-8	.750	4	22	26	1.1	8-0	1	5	7	5	18	0.8
2024-25	LSU	7-1	45/6.5	3-4	.750	0-0	.000	2-4	.500	3	5	8	1.1	4-0	0	4	0	1	8	1.1
TOTAL		64-1	302/4.7	22-37	.595	0-0	.000	18-28	.643	19	44	63	1.0	28-0	3	16	17	10	62	1.0



#4

Flau'jae Johnson

Guard | 5-10 | Junior | Savannah, Georgia

Opponent	Min	FG	3P	FT	ORB	DRB	TRB	PF	Pts.	Asst.	TO	ST	Blocks	+/-
Eastern Kentucky*	34:14	10-15	2-5	3-3	1	4	5	4	25	2	3	1	0	56
Northwestern State*	27:39	10-16	2-3	2-3	3	4	7	1	24	2	2	2	0	50
Charleston Southern*	30:13	7-15	1-4	3-5	6	4	10	3	18	3	3	0	1	54
Murray State*	34:51	9-13	1-3	6-6	1	6	7	1	25	5	4	3	2	8
Troy*	32:50	8-14	2-4	9-11	3	6	9	2	27	5	6	3	0	41
Tulane*	33:21	10-24	3-6	2-3	4	8	12	3	25	5	4	0	2	19
Washington*	35:49	8-19	2-6	1-1	0	4	4	4	19	2	2	4	0	6
NC State*	24:31	5-7	0-2	6-6	1	2	3	4	16	1	5	1	0	6
NC Central*	20:50	8-14	3-4	3-3	0	0	0	0	22	2	1	1	4	46
Stanford*	40:49	8-20	3-8	2-4	1	2	3	5	21	6	0	2	0	3
Grambling														
Louisiana-Lafayette														
Seton Hall														
at Illinois-Chicago														
Albany														
at Arkansas														
Auburn														
at Tennessee														
Vanderbilt														
at Florida														
at South Carolina														
Texas A&M														
Oklahoma														
Mississippi State														
at Missouri														
Tennessee														
at Texas														
Georgia														
at Kentucky														
at Alabama														
Ole Miss														

*-Start

SEASON	TEAM	GP-GS	MIN/AVG	FG-FGA	FG%	3FG-ATT	3FG%	FT-FTA	FT%	ORB	DRB	TRB	AVG	PF-FO	A	TO	BLK	STL	PTS	AVG
2022-23	LSU	36-36	993/27.6	142-335	.424	34-103	.330	78-112	.696	74	139	213	5.9	81-2	67	83	29	42	396	11.0
2023-24	LSU	36-34	1165/32.4	201-399	.504	35-92	.380	100-130	.769	74	125	199	5.5	87-0	89	72	37	76	537	14.9
2024-25	LSU	10-10	315/31.5	83-157	.529	19-45	.422	37-45	.822	20	40	60	6.0	27-1	33	30	9	17	222	22.2
TOTAL		82-80	2473/30.2	426-891	.478	88-240	.367	215-287	.749	168	304	472	5.8	195-3	189	185	75	135	1155	14.1



#5

Sa'Myah Smith

Forward | 6-2 | Redshirt Sophomore | Texarkana, Texas

Opponent	Min	FG	3P	FT	ORB	DRB	TRB	PF	Pts.	Asst.	TO	ST	Blocks	+/-
Eastern Kentucky*	20:33	6-7	0-0	3-4	2	9	11	2	15	1	3	1	3	41
Northwestern State*	13:20	4-5	0-0	1-1	3	3	6	2	9	1	0	3	2	26
Charleston Southern*	12:00	3-6	0-0	1-2	0	3	3	2	7	0	2	0	1	15
Murray State*	26:07	2-4	0-0	1-2	2	2	4	3	5	1	0	1	2	31
Troy	16:41	3-5	0-0	3-4	2	6	8	3	9	0	4	1	1	18
Tulane*	18:36	3-3	0-0	3-4	3	4	7	2	9	1	1	1	2	3
Washington*	34:35	6-11	0-0	4-4	11	4	15	0	16	0	0	0	0	8
NC State*	20:48	0-1	0-0	0-0	3	3	6	1	0	0	0	0	0	5
NC Central*	17:49	5-8	0-0	3-3	4	5	9	2	13	0	0	1	2	43
Stanford*	14:38	0-1	0-0	0-0	2	1	3	2	0	2	0	0	0	-3
Grambling														
Louisiana-Lafayette														
Seton Hall														
at Illinois-Chicago														
Albany														
at Arkansas														
Auburn														
at Tennessee														
Vanderbilt														
at Florida														
at South Carolina														
Texas A&M														
Oklahoma														
Mississippi State														
at Missouri														
Tennessee														
at Texas														
Georgia														
at Kentucky														
at Alabama														
Ole Miss														

*-Start

SEASON	TEAM	GP-GS	MIN/AVG	FG-FGA	FG%	3FG-ATT	3FG%	FT-FTA	FT%	ORB	DRB	TRB	AVG	PF-FO	A	TO	BLK	STL	PTS	AVG
2022-23	LSU	36-2	527/14.7	65-126	.516	1-1	1.000	35-62	.565	64	81	145	4.0	39-0	23	23	38	11	166	4.6
2023-24	LSU	7-6	162/23.1	31-47	.660	0-0	.000	20-34	.588	26	27	53	7.6	10-0	6	18	11	2	82	11.7
2024-25	LSU	10-9	195/19.5	32-51	.627	0-0	.000	19-24	.792	32	40	72	7.2	19-0	6	10	13	8	83	8.3
TOTAL		53-17	885/16.7	128-224	.571	1-1	1.000	74-120	.617	122	148	270	5.1	68-0	35	51	62	21	331	6.2



#8

Jersey Wolfenbarger

Forward | 6-5 | Junior | Fort Smith, Arkansas

Opponent	Min	FG	3P	FT	ORB	DRB	TRB	PF	Pts.	Asst.	TO	ST	Blocks	+/-
Eastern Kentucky	13:50	1-2	0-0	0-0	0	1	1	0	2	0	2	1	1	4
Northwestern State	20:07	2-4	0-0	0-0	0	3	3	2	4	0	0	0	1	31
Charleston Southern	22:41	4-7	0-0	2-3	5	1	6	1	10	0	1	1	1	48
Murray State	9:44	0-1	0-0	0-2	0	1	1	2	0	0	1	1	1	6
Troy	15:19	4-5	0-0	4-5	1	2	3	3	12	0	2	0	0	15
Tulane	26:01	7-12	0-0	1-1	4	4	8	2	15	1	1	1	2	17
Washington	5:25	1-1	0-0	0-1	0	2	2	2	2	0	1	0	0	-7
NC State	19:59	1-1	0-0	1-2	1	3	4	2	3	0	0	0	3	14
NC Central	16:00	5-6	0-0	0-1	3	4	7	1	10	0	0	2	1	38
Stanford	3:47	0-1	0-0	0-0	1	1	2	0	0	0	1	0	0	-5
Grambling														
Louisiana-Lafayette														
Seton Hall														
at Illinois-Chicago														
Albany														
at Arkansas														
Auburn														
at Tennessee														
Vanderbilt														
at Florida														
at South Carolina														
Texas A&M														
Oklahoma														
Mississippi State														
at Missouri														
Tennessee														
at Texas														
Georgia														
at Kentucky														
at Alabama														
Ole Miss														

*-Start

SEASON	TEAM	GP-GS	MIN/AVG	FG-FGA	FG%	3FG-ATT	3FG%	FT-FTA	FT%	ORB	DRB	TRB	AVG	PF-FO	A	TO	BLK	STL	PTS	AVG
2021-22	ARK	30-23	666/22.2	87-215	.405	17-70	.243	34-71	.479	37	93	130	4.3	76-2	32	37	27	21	225	7.5
2022-23	ARK	35-3	567/16.2	48-128	.375	10-50	.200	32-48	.667	35	80	115	3.3	42-0	9	20	23	10	138	3.9
2023-24	DNP																			
2024-25	LSU	10-0	153/15.3	25-40	.625	0-0	.000	8-15	.533	15	22	37	3.7	15-0	1	9	10	6	58	5.8
TOTAL FOR LSU		10-0	153/15.3	25-40	.625	0-0	.000	8-15	.533	15	22	37	3.7	15-0	1	9	10	6	58	5.8
TOTAL		75-26	1386/18.5	160-383	.418	27-120	.225	74-134	.552	87	195	282	3.8	133-2	42	66	60	37	421	5.6



#12

Mikaylah Williams

Guard | 6-0 | Sophomore | Bossier City, Louisiana

Opponent	Min	FG	3P	FT	ORB	DRB	TRB	PF	Pts.	Asst.	TO	ST	Blocks	+/-
Eastern Kentucky*	28:42	7-14	0-2	4-4	0	6	6	2	18	2	2	2	0	36
Northwestern State*	27:01	7-13	2-6	0-0	0	4	4	3	16	4	4	4	1	42
Charleston Southern*	31:28	10-16	3-6	2-3	1	5	6	2	25	4	2	2	0	62
Murray State*	32:15	5-17	2-6	3-3	0	8	8	1	15	0	3	2	0	6
Troy*	25:16	6-9	2-2	0-0	1	1	2	3	14	3	1	0	0	18
Tulane*	26:48	2-8	0-2	4-4	0	3	3	1	8	5	2	0	0	17
Washington*	22:47	0-9	0-3	0-0	1	3	4	0	0	2	1	0	0	4
NC State*	31:42	7-13	4-7	6-6	1	2	3	4	24	1	5	2	0	10
NC Central*	16:44	4-9	1-2	1-2	1	2	3	4	10	2	1	3	0	44
Stanford*	41:44	12-18	5-9	3-3	0	9	9	3	32	1	0	0	0	7
Grambling														
Louisiana-Lafayette														
Seton Hall														
at Illinois-Chicago														
Albany														
at Arkansas														
Auburn														
at Tennessee														
Vanderbilt														
at Florida														
at South Carolina														
Texas A&M														
Oklahoma														
Mississippi State														
at Missouri														
Tennessee														
at Texas														
Georgia														
at Kentucky														
at Alabama														
Ole Miss														

*-Start

SEASON	TEAM	GP-GS	MIN/AVG	FG-FGA	FG%	3FG-ATT	3FG%	FT-FTA	FT%	ORB	DRB	TRB	AVG	PF-FO	A	TO	BLK	STL	PTS	AVG
2023-24	LSU	34-33	1087/32.0	186-395	.471	57-150	.380	64-82	.780	47	118	165	4.9	77-1	98	83	9	41	493	14.5
2024-25	LSU	10-10	284/28.4	60-126	.476	19-47	.404	23-25	.920	5	43	48	4.8	23-0	24	21	1	15	162	16.2
TOTAL		44-43	1371/31.2	246-521	.472	76-197	.386	87-107	.813	52	161	213	4.8	100-1	122	104	10	56	655	14.9



#13

Last-Tear Poa

Guard | 5-11 | Senior | Melbourne, Australia

Opponent	Min	FG	3P	FT	ORB	DRB	TRB	PF	Pts.	Asst.	TO	ST	Blocks	+/-
Eastern Kentucky	--	--	--	--	--	--	--	--	--	--	--	--	--	--
Northwestern State	--	--	--	--	--	--	--	--	--	--	--	--	--	--
Charleston Southern	--	--	--	--	--	--	--	--	--	--	--	--	--	--
Murray State	7:15	0-1	0-1	0-0	0	0	0	1	0	2	1	0	0	-12
Troy	14:11	0-3	0-0	1-2	0	2	2	3	1	3	0	0	0	22
Tulane	19:30	1-2	0-0	0-0	0	1	1	3	2	5	1	0	0	-5
Washington	18:59	1-4	0-3	0-0	0	0	0	3	2	3	1	0	0	-1
NC State*	3:50	0-0	0-0	0-0	0	0	0	0	0	0	0	0	0	-3
NC Central	12:34	1-3	0-0	10-14	2	0	2	2	12	3	0	1	0	39
Stanford	6:33	0-2	0-1	0-0	0	0	0	1	0	2	0	1	0	3
Grambling														
Louisiana-Lafayette														
Seton Hall														
at Illinois-Chicago														
Albany														
at Arkansas														
Auburn														
at Tennessee														
Vanderbilt														
at Florida														
at South Carolina														
Texas A&M														
Oklahoma														
Mississippi State														
at Missouri														
Tennessee														
at Texas														
Georgia														
at Kentucky														
at Alabama														
Ole Miss														

*-Start

SEASON	TEAM	GP-GS	MIN/AVG	FG-FGA	FG%	3FG-ATT	3FG%	FT-FTA	FT%	ORB	DRB	TRB	AVG	PF-FO	A	TO	BLK	STL	PTS	AVG
2022-23	LSU	36-2	450/12.5	31-92	.337	10-30	.333	51-58	.879	7	36	43	1.2	46-0	42	35	4	19	123	3.4
2023-24	LSU	36-10	725/20.1	45-107	.421	10-34	.294	78-92	.848	7	47	54	1.5	70-0	109	75	13	40	178	4.9
2024-25	LSU	7-1	83/11.8	3-15	.200	0-5	.000	11-16	.688	2	3	5	0.7	13-0	18	3	0	2	17	2.4
TOTAL		79-13	1258/15.9	79-214	.369	20-69	.290	140-166	.843	16	86	102	1.3	129-0	169	113	17	61	318	4.0



#14

Izzy Besselman

Guard | 5-10 | Junior | Baton Rouge, La.

Opponent	Min	FG	3P	FT	ORB	DRB	TRB	PF	Pts.	Asst.	TO	ST	Blocks	+/-
Eastern Kentucky	--	--	--	--	--	--	--	--	--	--	--	--	--	--
Northwestern State	--	--	--	--	--	--	--	--	--	--	--	--	--	--
Charleston Southern	--	--	--	--	--	--	--	--	--	--	--	--	--	--
Murray State	--	--	--	--	--	--	--	--	--	--	--	--	--	--
Troy	--	--	--	--	--	--	--	--	--	--	--	--	--	--
Tulane	--	--	--	--	--	--	--	--	--	--	--	--	--	--
Washington	--	--	--	--	--	--	--	--	--	--	--	--	--	--
NC State	--	--	--	--	--	--	--	--	--	--	--	--	--	--
NC Central	--	--	--	--	--	--	--	--	--	--	--	--	--	--
Stanford	--	--	--	--	--	--	--	--	--	--	--	--	--	--
Grambling														
Louisiana-Lafayette														
Seton Hall														
at Illinois-Chicago														
Albany														
at Arkansas														
Auburn														
at Tennessee														
Vanderbilt														
at Florida														
at South Carolina														
Texas A&M														
Oklahoma														
Mississippi State														
at Missouri														
Tennessee														
at Texas														
Georgia														
at Kentucky														
at Alabama														
Ole Miss														

*-Start

SEASON	TEAM	GP-GS	MIN/AVG	FG-FGA	FG%	3FG-ATT	3FG%	FT-FTA	FT%	ORB	DRB	TRB	AVG	PF-FO	A	TO	BLK	STL	PTS	AVG
2022-23	LSU	19-0	35/1.9	3-5	.600	0-1	.000	0-2	.000	3	5	8	0.4	3-0	0	2	0	0	6	0.3
2023-24	LSU	20-0	42/2.1	2-3	.667	0-1	.000	2-4	.500	0	9	9	0.5	4-0	0	2	1	2	6	0.3
2024-25	LSU	0-0	0/0.0	0-0	.000	0-0	.000	0-0	.000	0	0	0	0.0	0-0	0	0	0	0	0	0.0
TOTAL		39-0	77/2.0	5-8	.625	0-2	.000	2-6	.333	3	14	17	0.4	7-0	0	4	1	2	12	0.3



#16

Kailyn Gilbert

Guard | 5-8 | Junior | Tampa Bay, Florida

Opponent	Min	FG	3P	FT	ORB	DRB	TRB	PF	Pts.	Asst.	TO	ST	Blocks	+/-
Eastern Kentucky	20:55	3-9	1-1	2-3	0	2	2	0	9	2	2	2	0	22
Northwestern State	21:30	6-10	0-1	1-2	1	6	7	3	13	3	1	6	0	42
Charleston Southern	26:09	6-11	0-0	2-2	2	7	9	1	14	9	0	3	0	53
Murray State	10:39	3-6	1-3	0-1	2	2	4	2	7	1	4	0	0	9
Troy	19:48	0-7	0-2	1-2	2	1	3	1	1	2	1	1	0	19
Tulane	13:09	1-7	0-2	1-2	0	0	0	0	3	2	1	2	0	-8
Washington	17:28	3-8	0-1	2-2	2	1	3	3	8	0	2	1	0	-4
NC State	24:45	5-8	2-2	0-0	1	3	4	2	12	4	3	0	0	19
NC Central	21:52	8-12	1-2	2-2	0	3	3	0	19	0	3	4	1	35
Stanford	34:09	9-12	1-2	6-7	0	1	1	2	25	4	1	1	0	14
Grambling														
Louisiana-Lafayette														
Seton Hall														
at Illinois-Chicago														
Albany														
at Arkansas														
Auburn														
at Tennessee														
Vanderbilt														
at Florida														
at South Carolina														
Texas A&M														
Oklahoma														
Mississippi State														
at Missouri														
Tennessee														
at Texas														
Georgia														
at Kentucky														
at Alabama														
Ole Miss														

*-Start

SEASON	TEAM	GP-GS	MIN/AVG	FG-FGA	FG%	3FG-ATT	3FG%	FT-FTA	FT%	ORB	DRB	TRB	AVG	PF-FO	A	TO	BLK	STL	PTS	AVG
2022-23	ARIZ	32-0	340/10.6	58-144	.403	13-37	.351	28-39	.718	10	36	46	1.4	41-0	35	33	0	22	157	4.9
2023-24	ARIZ	23-19	648/28.2	125-298	.419	24-60	.400	74-96	.771	20	102	122	5.3	34-0	53	63	0	31	348	15.1
2024-25	LSU	9-0	176/19.6	35-78	.449	5-14	.357	11-16	.688	10	25	35	3.9	12-0	23	17	1	19	86	9.6
TOTAL FOR LSU		10-0	210/21.0	44-90	.489	6-16	.375	17-23	.739	10	26	36	3.6	14-0	27	18	1	20	111	11.1
TOTAL		65-19	1198/18.4	227-532	.427	43-113	.381	119-158	.753	40	164	204	3.1	89-0	115	114	1	73	616	9.5



#23

Aalyah Del Rosario

Center | 6-6 | Sophomore | Santo Domingo, Dominican Republic

Opponent	Min	FG	3P	FT	ORB	DRB	TRB	PF	Pts.	Asst.	TO	ST	Blocks	+/-
Eastern Kentucky	8:35	0-2	0-0	0-2	0	5	5	1	0	0	0	0	0	3
Northwestern State	17:59	2-5	0-0	3-5	2	4	6	3	7	0	2	1	3	25
Charleston Southern	12:37	4-5	0-0	1-2	1	5	6	4	9	0	2	0	1	18
Murray State	1:48	0-0	0-0	0-0	0	0	0	1	0	0	0	0	0	-9
Troy	11:16	0-3	0-0	3-6	2	6	8	1	3	0	0	0	0	14
Tulane	1:34	0-1	0-0	0-0	1	0	1	0	0	0	0	0	0	-3
Washington	--	--	--	--	--	--	--	--	--	--	--	--	--	--
NC State	--	--	--	--	--	--	--	--	--	--	--	--	--	--
NC Central	12:19	0-5	0-0	4-4	4	1	5	3	4	1	2	0	1	20
Stanford	--	--	--	--	--	--	--	--	--	--	--	--	--	--
Grambling														
Louisiana-Lafayette														
Seton Hall														
at Illinois-Chicago														
Albany														
at Arkansas														
Auburn														
at Tennessee														
Vanderbilt														
at Florida														
at South Carolina														
Texas A&M														
Oklahoma														
Mississippi State														
at Missouri														
Tennessee														
at Texas														
Georgia														
at Kentucky														
at Alabama														
Ole Miss														

*-Start

SEASON	TEAM	GP-GS	MIN/AVG	FG-FGA	FG%	3FG-ATT	3FG%	FT-FTA	FT%	ORB	DRB	TRB	AVG	PF-FO	A	TO	BLK	STL	PTS	AVG
2023-24	LSU	37-1	416/11.2	60-111	.541	0-0	.000	53-93	.570	47	82	129	3.5	63-0	8	30	30	15	173	4.7
2024-25	LSU	7-0	66/9.4	6-21	.286	0-0	.000	11-19	.579	10	21	31	4.4	13-0	1	6	5	1	23	3.3
TOTAL		44-1	482/11.0	66-132	.500	0-0	.000	64-112	.571	57	103	160	3.6	76-0	9	36	35	16	196	4.5



#24

Aneesah Morrow

Forward | 6-1 | Senior | Chicago, Illinois

Opponent	Min	FG	3P	FT	ORB	DRB	TRB	PF	Pts.	Asst.	TO	ST	Blocks	+/-
Eastern Kentucky*	27:53	9-11	0-0	2-4	5	5	10	2	20	3	2	1	1	48
Northwestern State*	20:08	4-11	0-0	3-3	1	4	5	1	11	1	0	2	1	31
Charleston Southern*	29:25	7-12	0-0	7-8	7	13	20	2	21	1	0	0	1	62
Murray State*	38:27	4-11	0-0	2-4	4	10	14	2	10	1	1	2	0	10
Troy*	29:10	8-11	0-1	7-10	1	12	13	1	23	2	3	5	1	34
Tulane*	33:09	10-17	0-1	3-3	5	11	16	0	23	0	1	2	0	3
Washington*	39:33	5-17	1-2	8-12	6	7	13	0	19	0	4	2	0	3
NC State*	39:13	8-17	0-1	4-4	4	11	15	1	20	0	3	3	1	15
NC Central*	24:10	8-13	0-0	1-2	6	5	11	0	17	3	1	3	0	56
Stanford*	38:35	4-12	0-0	0-0	6	10	16	4	8	2	1	3	0	2
Grambling														
Louisiana-Lafayette														
Seton Hall														
at Illinois-Chicago														
Albany														
at Arkansas														
Auburn														
at Tennessee														
Vanderbilt														
at Florida														
at South Carolina														
Texas A&M														
Oklahoma														
Mississippi State														
at Missouri														
Tennessee														
at Texas														
Georgia														
at Kentucky														
at Alabama														
Ole Miss														

*-Start

SEASON	TEAM	GP-GS	MIN/AVG	FG-FGA	FG%	3FG-ATT	3FG%	FT-FTA	FT%	ORB	DRB	TRB	AVG	PF-FO	A	TO	BLK	STL	PTS	AVG
2021-22	DePaul	33-33	1003/30.4	286-551	.519	14-60	.233	136-193	.705	191	266	457	13.8	87-2	44	77	60	89	722	21.9
2022-23	DePaul	33-33	1159/35.1	341-802	.425	53-209	.254	113-175	.646	116	287	403	12.2	85-1	66	96	42	87	848	25.7
2023-24	LSU	37-34	1211/32.7	241-519	.464	13-60	.217	113-141	.801	125	244	369	10.0	84-0	64	69	42	93	608	16.4
2024-25	LSU	10-10	320/32.0	67-132	.508	1-5	.200	37-50	.740	45	88	133	13.3	13-0	13	16	5	23	172	17.2
TOTAL FOR LSU		47-44	1531/32.6	308-651	.473	14-65	.215	150-191	.785	170	332	502	10.7	97-0	77	85	47	116	780	16.6
TOTAL		113-110	3693/32.7	935-2004	.467	81-334	.243	399-559	.714	477	885	1362	12.1	269-3	187	258	149	292	2350	20.8



#30

Jada Richard

Guard | 5-7 | Freshman | Lafayette, Louisiana

Opponent	Min	FG	3P	FT	ORB	DRB	TRB	PF	Pts.	Asst.	TO	ST	Blocks	+/-
Eastern Kentucky	7:47	0-0	0-0	0-0	0	0	0	1	0	0	1	0	0	-2
Northwestern State	14:10	1-3	0-2	0-0	0	1	1	0	2	1	0	1	0	10
Charleston Southern*	26:03	4-4	3-3	0-0	0	1	1	3	11	6	2	0	0	45
Murray State	5:13	1-2	1-1	0-0	0	0	0	1	3	0	0	0	0	0
Troy	12:11	2-3	0-0	4-4	0	1	1	2	8	1	1	0	0	14
Tulane	3:52	0-2	0-1	0-0	0	1	1	1	0	0	0	0	0	0
Washington	3:45	1-3	0-1	0-1	1	1	2	0	2	0	0	0	0	2
NC State	--	--	--	--	--	--	--	--	--	--	--	--	--	--
NC Central	19:05	5-9	0-1	0-0	0	0	0	2	10	1	0	1	0	35
Stanford	3:20	0-1	0-1	0-0	0	0	0	0	0	1	0	0	0	6
Grambling														
Louisiana-Lafayette														
Seton Hall														
at Illinois-Chicago														
Albany														
at Arkansas														
Auburn														
at Tennessee														
Vanderbilt														
at Florida														
at South Carolina														
Texas A&M														
Oklahoma														
Mississippi State														
at Missouri														
Tennessee														
at Texas														
Georgia														
at Kentucky														
at Alabama														
Ole Miss														

*-Start

SEASON	TEAM	GP-GS	MIN/AVG	FG-FGA	FG%	3FG-ATT	3FG%	FT-FTA	FT%	ORB	DRB	TRB	AVG	PF-FO	A	TO	BLK	STL	PTS	AVG
2024-25	LSU	9-1	96/10.6	14-27	.519	4-10	.400	4-5	.800	1	5	6	0.7	10-0	10	4	0	2	36	4.0
TOTAL		9-1	96/10.6	14-27	.519	4-10	.400	4-5	.800	1	5	6	0.7	10-0	10	4	0	2	36	4.0



#50

Shayeann Day-Wilson

Guard | 5-6 | Senior | Toronto, Canada

Opponent	Min	FG	3P	FT	ORB	DRB	TRB	PF	Pts.	Asst.	TO	ST	Blocks	+/-
Eastern Kentucky*	32:54	2-5	2-3	0-0	0	5	5	1	6	3	2	1	0	46
Northwestern State*	36:35	1-5	0-3	1-2	0	2	2	4	3	1	2	1	0	29
Charleston Southern	--	--	--	--	--	--	--	--	--	--	--	--	--	--
Murray State*	32:19	4-9	1-5	0-0	1	2	3	3	9	8	1	3	0	26
Troy*	15:44	0-4	0-2	0-0	2	0	2	3	0	3	2	1	0	3
Tulane*	21:46	0-4	0-2	0-0	1	1	2	4	0	2	2	1	0	13
Washington*	18:58	0-4	0-3	0-0	0	0	0	2	0	7	0	1	0	-2
NC State	35:12	3-8	1-2	0-2	0	7	7	2	7	9	5	0	0	19
NC Central*	10:49	2-4	0-1	0-0	1	2	3	2	4	4	0	0	0	20
Stanford*	38:31	3-12	1-4	1-4	0	2	2	3	8	3	1	4	0	-2
Grambling														
Louisiana-Lafayette														
Seton Hall														
at Illinois-Chicago														
Albany														
at Arkansas														
Auburn														
at Tennessee														
Vanderbilt														
at Florida														
at South Carolina														
Texas A&M														
Oklahoma														
Mississippi State														
at Missouri														
Tennessee														
at Texas														
Georgia														
at Kentucky														
at Alabama														
Ole Miss														

*-Start

SEASON	TEAM	GP-GS	MIN/AVG	FG-FGA	FG%	3FG-ATT	3FG%	FT-FTA	FT%	ORB	DRB	TRB	AVG	PF-FO	A	TO	BLK	STL	PTS	AVG
2021-22	DUKE	29-17	807/27.8	122-324	.377	43-128	.336	81-117	.692	18	70	88	3.0	60-2	107	95	1	35	368	12.7
2022-23	DUKE	33-29	801/24.3	84-249	.337	31-106	.292	67-98	.684	11	85	96	2.9	67-0	83	63	0	21	266	8.1
2023-24	MIAMI	31-25	929/30.0	132-319	.414	60-163	.368	44-61	.721	12	73	85	2.7	71-1	110	65	2	23	368	11.9
2024-25	LSU	8-7	194/24.3	12-43	.279	4-21	.190	1-4	.250	5	19	24	3.0	21-0	37	14	0	8	29	3.6
TOTAL FOR LSU		9-8	233/25.9	15-55	.273	5-25	.200	2-8	.250	5	21	26	2.9	24-0	40	15	0	12	37	4.1
TOTAL		102-79	2770/27.2	353-947	.373	139-422	.329	194-284	.683	46	249	295	2.9	222-3	340	238	3	91	1039	10.2



Official Basketball Box Score - Final
Eastern Ky. at LSU
11/04/24 Morehead Assembly Center, Baton Rouge
2024-25 Women's Basketball

Game Time: 7:00 PM
Game Duration: 1:56
Attendance: 9,622

Officials: William Smith, Sarah Williams, Daniel Drake

Eastern Ky. - 44

Record: 0-1

NO. Name	Min	FG M-A	3P M-A	FT M-A	Rebounds OR DR TOT	Fouls PF FD	TP	AS	TO	ST	Blocks BS BA	+/
5 Rhianna Toussaint	F 22:58	3-10	2-7	0-0	1 3 4	4 0 8	2	2	1	0	1	-29
32 Jasmine McGinnis-Taylor	F 26:40	2-5	0-0	1-2	5 2 7	4 4 8	5	1	2	0	2	-35
11 Althea Kara Angeles	G 16:43	1-5	0-3	0-0	0 0 0	2 3 2	1	0	1	0	0	-22
20 Kaitlyn Costner	G 32:50	4-14	0-3	1-1	1 5 6	2 4 9	3	5	1	0	0	-39
30 Alice Recanatoni	G 33:37	4-13	1-3	0-2	0 4 4	2 2 9	0	4	1	0	2	-49
31 Liz Freihof	26:19	3-12	3-10	0-0	1 1 2	2 0 9	1	1	3	0	0	-33
24 Kalani Lindsey	11:40	1-2	0-0	0-0	2 1 3	2 0 2	0	2	0	0	0	-17
22 Mya Wardle	16:06	0-5	0-4	0-0	0 2 2	1 0 0	2	1	1	0	0	-20
4 Capria Brown	06:44	0-2	0-1	0-0	0 0 0	1 0 0	0	1	0	0	0	-2
2 Love Mays	05:24	0-1	0-0	0-0	0 0 0	1 0 0	0	0	3	0	0	-9
Team					2 1 3		0	0				
Totals		18-69	6-31	2-5	12 19 31	21 13 44	10	21	10	0	5	-51

Technical Fouls: NONE

Shooting By Period
1 st FG% 4-15 26.7%
3PT% 3-8 37.5%
FT% 0-0 0%
2 nd FG% 6-16 37.5%
3PT% 1-6 16.7%
FT% 0-0 0%
3 rd FG% 4-19 21.1%
3PT% 1-9 11.1%
FT% 1-1 100%
4 th FG% 4-19 21.1%
3PT% 1-8 12.5%
FT% 1-4 25%
GM FG% 19-69 26.1%
3PT% 6-31 19.4%
FT% 2-5 40.0%

Dead Ball Rebounds: 3, 0

LSU - 95

Record: 1-0

NO. Name	Min	FG M-A	3P M-A	FT M-A	Rebounds OR DR TOT	Fouls PF FD	TP	AS	TO	ST	Blocks BS BA	+/
5 Sa'Myah Smith	F 20:33	6-7	0-0	3-4	2 9 11	2 3	15	1	3	1	3	0 41
24 Aneeshah Morrow	F 27:53	9-11	0-0	2-4	5 5 10	2 7	20	3	2	1	1	0 48
4 Flau/Jae Johnson	G 34:14	10-15	2-5	3-3	1 4 5	4 2	25	2	3	1	0	0 56
12 Mikaylah Williams	G 28:42	7-14	0-2	4-4	0 6 6	2 2	18	2	2	0	0	0 36
50 Shayean Day-Wilson	G 32:54	2-5	2-3	0-0	0 5 5	1 1	6	3	2	1	0	0 46
16 Kaitlyn Gilbert	20:55	3-9	1-1	2-3	0 2 2	0 2	9	2	2	0	0	0 22
2 Amani Bartlett	04:28	0-0	0-0	0-0	0 1 1	0 0	0	0	0	0	0	0 1
8 Jersey Wollenbarger	13:50	1-2	0-0	0-0	0 1 1	0 0	1	2	0	2	1	0 4
30 Jada Richard	07:57	0-0	0-0	0-0	0 0 0	1 1	0	0	1	0	0	0 -2
23 Aalyah Del Rosario	08:35	0-2	0-0	0-2	0 5 5	1 2	0	0	0	0	0	0 -3
Team					3 0 3		0	0				
Totals		38-65	5-11	14-20	11 38 49	14 21 35	95	13	17	9	5	0 51

Technical Fouls: Coach 4th 8:15

Shooting By Period
1 st FG% 12-19 63.2%
3PT% 1-3 33.3%
FT% 2-3 66.7%
2 nd FG% 6-15 40.0%
3PT% 2-3 66.7%
FT% 7-10 70%
3 rd FG% 10-13 76.9%
3PT% 1-1 100.0%
FT% 4-6 66.7%
4 th FG% 10-18 55.6%
3PT% 1-4 25.0%
FT% 1-1 100%
GM FG% 38-65 58.5%
3PT% 5-11 45.5%
FT% 14-20 70.0%

Dead Ball Rebounds: 3, 1

	EKU	LSU
Biggest lead	1 (1 st 9:33)	51 (4 th 0:50)
Best Scoring Run	5 (4 th 7:53)	12 (4 th 9:49)
Lead Changes	0	10
Times Tied	0	0
Time with Lead	01:14	38:40

Points from	EKU	LSU
Turnovers	12	25
Paint	24	38
Second Chance	10	12
Fast Breaks	9	20
Bench	11	11

Period by Period Scoring
1st 2nd 3rd 4th TOT
LSU 27 21 25 22 95



Official Basketball Box Score - Final
Charleston So. at LSU
11/12/24 Morehead Assembly Center, Baton Rouge
2024-25 Women's Basketball

Game Time: 11:00 AM
Game Duration: 1:57
Attendance: 11,095

Officials: Frank Steratore, Talisa Green, Agnese G Carr.

Charleston So. - 44

Record: 0-4

NO. Name	Min	FG M-A	3P M-A	FT M-A	Rebounds OR DR TOT	Fouls PF FD	TP	AS	TO	ST	Blocks BS BA	+/
20 Madison Adamson	F 29:33	2-6	0-2	2-3	1 3 4	4 3	6	0	0	0	0	-55
22 Saniya Jones	F 14:18	0-2	0-0	0-0	1 2 3	5 1	0	1	2	1	0	-27
1 Catherine Alben	G 29:28	5-16	1-7	4-4	1 1 2	3 2	15	1	4	2	0	-51
15 Alaina Nettles	G 20:57	1-4	0-0	0-0	2 0 2	0 0	2	1	3	0	0	-42
21 Shimeh Muhammad	G 17:43	1-8	1-5	0-0	1 0 1	1 0	3	0	1	1	1	-37
12 Keshunni Nichols	14:43	2-5	0-0	0-0	1 0 1	5 4	4	0	4	0	2	-22
33 Tyonna Bailey	15:27	0-3	0-2	0-0	0 0 0	1 3	0	0	0	0	1	-25
13 Taylor Caldwell	08:55	0-0	0-0	0-0	0 1 1	0 0	0	0	0	0	0	-18
4 Caelan Ellis	11:24	0-5	0-4	0-0	0 1 1	0 0	0	1	0	0	0	-27
23 Maya Robinson	12:42	2-7	0-3	1-4	0 1 1	1 3	5	1	0	0	0	-28
10 Courtney Davis	10:00	0-0	0-0	0-0	0 1 1	0 0	0	2	1	0	0	-15
11 Alba Garcia	10:00	3-8	2-6	0-0	1 0 1	0 1	8	0	0	0	0	-15
35 Laura Ortega-Mora	04:50	0-2	0-2	1-2	1 1 2	0 2	1	1	1	0	0	-13
Team					2 1 3		0	1				
Totals		16-66	4-31	8-13	11 12 23	20 19 44	8	17	4	5	5	-73

Technical Fouls: NONE

Shooting By Period
1 st FG% 4-19 21.1%
3PT% 1-10 10.0%
FT% 0-0 0%
2 nd FG% 4-13 30.8%
3PT% 1-4 25.0%
FT% 4-5 80%
3 rd FG% 3-13 23.1%
3PT% 0-6 0%
FT% 0-2 0%
4 th FG% 5-21 23.8%
3PT% 2-11 18.2%
FT% 4-6 66.7%
GM FG% 16-66 24.2%
3PT% 4-31 12.9%
FT% 8-13 61.5%

Dead Ball Rebounds: 2, 0

LSU - 117

Record: 3-0

NO. Name	Min	FG M-A	3P M-A	FT M-A	Rebounds OR DR TOT	Fouls PF FD	TP	AS	TO	ST	Blocks BS BA	+/
5 Sa'Myah Smith	F 12:00	3-6	0-0	1-2	0 3 3	2 1	7	0	2	0	1	1 15
24 Aneeshah Morrow	F 29:25	7-12	0-0	7-8	7 13 20	2 6	21	1	0	0	1	1 62
4 Flau/Jae Johnson	G 30:13	7-15	1-4	3-5	6 4 10	3 6	18	3	3	0	1	1 54
12 Mikaylah Williams	G 31:28	10-16	3-6	2-3	1 5 6	2 2	25	4	2	2	0	0 62
30 Jada Richard	G 26:03	4-4	3-3	0-0	0 1 1	3 1	11	6	2	0	0	0 45
8 Jersey Wollenbarger	22:41	4-7	0-0	2-3	5 1 6	1 2	10	0	1	1	1	2 48
16 Kaitlyn Gilbert	26:09	6-11	0-0	2-2	2 7 9	1 1	14	9	0	3	0	0 53
2 Amani Bartlett	09:24	1-2	0-0	0-0	0 0 0	1 0	2	0	1	0	0	0 8
23 Aalyah Del Rosario	12:37	4-5	0-0	1-2	1 5 6	4 1	9	0	2	0	1	0 18
Team					3 2 5		0	1				
Totals		46-78	7-13	18-25	25 41 66	19 20 117	23	14	6	5	5	73

Technical Fouls: NONE

Shooting By Period
1 st FG% 10-16 62.5%
3PT% 1-1 100.0%
FT% 3-3 100%
2 nd FG% 12-23 52.2%
3PT% 3-6 50.0%
FT% 5-7 71.4%
3 rd FG% 13-19 68.4%
3PT% 1-4 25.0%
FT% 3-5 60%
4 th FG% 11-20 55.0%
3PT% 2-2 100.0%
FT% 7-10 70%
GM FG% 46-78 59.0%
3PT% 7-13 53.8%
FT% 18-25 72.0%

Dead Ball Rebounds: 2, 1

	CSU	LSU
Biggest lead	5 (1 st 8:33)	73 (4 th 0:42)
Best Scoring Run	5 (1 st 8:33)	24 (4 th 9:44)
Lead Changes	0	23
Times Tied	0	7
Time with Lead	03:08	36:48

Points from	CSU	LSU
Turnovers	11	30
Paint	12	56
Second Chance	2	23
Fast Breaks	7	28
Bench	18	35

Period by Period Scoring
1st 2nd 3rd 4th TOT
LSU 24 32 30 31 117



Official Basketball Box Score - Final
Northwestern St. at LSU
11/08/24 Morehead Assembly Center, Baton Rouge
2024-25 Women's Basketball

Game Time: 7:00 PM
Game Duration: 2:01
Attendance: 10,226

Officials: Kevin Pettit, Nykisha Thompson, Kevin Fahy

Northwestern St. - 36

Record: 1-1

NO. Name	Min	FG M-A	3P M-A	FT M-A	Rebounds OR DR TOT	Fouls PF FD	TP	AS	TO	ST	Blocks BS BA	+/
11 Jasmin Dixon	F 29:39	1-2	0-0	3-4	1 4 5	2 5	5	0	0	1	2	1 40
32 Vernelle Alamah	F 24:33	3-12	1-6	2-2	4 3 7	2 5	9	1	5	1	1	2 46
3 Mya Blake	G 23:58	2-12	1-5	2-3	1 1 2	0 5	7	4	4	0	0	-28
5 Zhané Thompson	G 20:27	2-6	2-6	0-0	0 1 1	0 1	6	0	4	0	0	-32
19 Sharna Ayres	G 17:37	1-6	1-5	0-0	0 1 1	2 0	3	0	2	0	0	-24
13 Nia Hardison	19:41	1-10	0-4	2-3	0 1 1	2 2	4	0	3	1	0	-25
17 Carla Celaya	09:43	0-1	0-1	0-0	1 1 2	1 0	1	1	1	0	0	-10
15 Clarence-Emmanuelle Djoula	15:36	1-2	0-0	0-0	2 2 4	3 0	2	0	1	1	0	-25
2 Mominia Kassim	05:33	0-1	0-1	0-0	0 1 1	0 0	0	0	1	0	0	-7
22 Joceline Geara	06:24	0-3	0-3	0-0	0 0 0	2 0	0	2	0	0	0	-14
23 Chelsy Singleton	08:31	0-2	0-0	0-0	0 1 1	1 0	0	2	0	0	0	-13
12 Payton Miller	02:43	0-1	0-0	0-0	0 0 0	1 1	0	0	0	0	0	-7
4 Laia Oliva	06:42	0-1	0-1	0-0	1 2 3	0 0	0	1	0	0	0	-11
24 Skye Miller	08:53	0-0	0-0	0-0	0 0 0	1 0	1	0	1	0	0	-11
Team					4 3 7		0	2				
Totals		11-59	5-32	9-12	14 21 35	16 20 36	7	28	4	3	8	-59

Technical Fouls: NONE

LSU - 95

Record: 2-0

NO. Name	Min	FG M-A	3P M-A	FT M-A	Rebounds OR DR TOT	Fouls PF FD	TP	AS	TO	ST	Blocks BS BA	+/
5 Sa'Myah Smith	F 13:20	4-5	0-0	1-1	3 3 6	2 1	9	1	0	3	2	0 26
24 Aneeshah Morrow	F 20:08	4-11	0-0	3-3	1 4 5	1 2	11	1	0	2	1	0 31
4 Flau/Jae Johnson	G 27:39	10-16	2-3	2-3	3 4 7	1 3	24	2	2	0	0	0 50
12 Mikaylah Williams	G 27:01	7-13	2-6	0-0	0 4 4	3 0	16	4	4	1	0	0 42
50 Shayean Day-Wilson	G 26:35	1-5	0-3	1-2	0 2 2	4 1	3	1	2	1	0	0 29
8 Jersey Wollenbarger	20:07	2-4	0-0	0-0	0 3 3	2 0	4	0	0	0	1	1 31
16 Kaitlyn Gilbert	21:30	6-10	0-1	1-2	1 6 7	3 1	13	3	1	6	0	1 4



Official Basketball Box Score - Final
Troy at LSU
11/18/24 Maravich Assembly Center, Baton Rouge
2024-25 Women's Basketball

Game Time: 7:00 PM
Game Duration: 2:16
Attendance: 9,735

Officials: Roy Gubeyan, Tiffany Bird, Sal Echo

Troy - 59

Record: 1-4

NO. Name		Min	FG		3P	FT	Rebounds		Fouls		TP	AS	TO	ST	Blocks		+/-		
			M-A	M-A	M-A	M-A	OR	DR	TOT	PF					FD	BS		BA	
5 Zay Dyer	F	22:50	3-10	0-1	1-3		1	4	5	5	2	7	1	1	1	2	0	-18	
22 Brianna Jackson	F	15:59	3-8	0-1	0-2		3	3	6	4	5	6	0	4	0	0	0	-11	
2 Ashley Baaz	G	27:22	4-8	1-2	3-4		0	1	1	2	5	12	1	4	5	0	0	-25	
3 Emari Jenkins	G	08:52	1-5	1-3	0-0		0	0	0	5	0	3	0	0	1	0	1	-6	
13 Shaunta Wagner	G	28:23	2-9	0-2	2-4		0	2	2	3	3	6	5	4	3	0	0	-30	
12 Fortuna Ngnawo	G	21:59	4-9	0-0	2-3		2	4	6	4	2	10	0	1	3	0	0	-20	
1 Briana Peguero	G	22:58	2-10	1-4	0-0		1	5	6	3	0	5	1	0	1	0	0	-22	
35 Lelani Guion	G	12:11	0-6	0-3	0-0		0	1	1	1	0	0	1	2	0	0	0	-27	
34 Emma Imevbore	G	10:19	1-2	0-0	0-0		0	1	1	5	4	2	1	2	1	1	0	-10	
24 Khlia Banz	G	14:45	2-3	0-0	0-0		4	1	5	1	3	0	4	0	2	0	0	-5	
42 Jamirica Roberson	G	08:53	0-1	0-0	0-0		1	2	3	2	2	0	0	0	1	0	1	-19	
23 Adriana Jones	G	05:29	1-2	0-0	2-4		1	1	2	0	2	4	0	2	0	0	0	-2	
Team							1	0	1			0		0					
Totals			23-73	3-16	10-20		14	25	39		36	21	59	10	22	16	3	2	-39

Shooting By Period		
1 st FG%	6-19	31.6%
3PT%	2-5	40.0%
FT%	0-1	0%
2 nd FG%	4-15	26.7%
3PT%	1-3	33.3%
FT%	1-4	25%
3 rd FG%	8-23	34.8%
3PT%	0-5	0.0%
FT%	4-6	66.7%
4 th FG%	5-16	31.3%
3PT%	0-3	0.0%
FT%	5-9	55.6%
GM FG%	23-73	31.5%
3PT%	3-16	18.8%
FT%	10-20	50.0%

Dead Ball Rebounds: 7.0

Technical Fouls: Imevbore 3rd 10.00

LSU - 88

Record: 5-0

NO. Name		Min	FG		3P	FT	Rebounds		Fouls		TP	AS	TO	ST	Blocks		+/-		
			M-A	M-A	M-A	M-A	OR	DR	OT	PF	FD				BS	BA			
2 Amari Bartlett	F	07:34	0-0	0-0	0-0		1	1	2	0	0	0	0	1	0	0	-3		
24 Aneesh Morrow	F	29:10	8-11	0-1	7-10		1	12	13	1	7	23	2	3	5	1	0	34	
4 Flay/Jae Johnson	G	32:50	8-14	2-4	9-11		3	6	9	2	6	27	5	6	3	0	0	41	
12 Mikaylah Williams	G	25:16	6-9	2-2	0-0		1	1	2	3	1	14	3	1	0	0	0	18	
50 Shayearn Day-Wilson	G	15:44	0-4	0-2	0-0		2	0	2	3	1	0	3	2	1	0	0	3	
5 Sa'Miyah Smith	G	16:41	3-5	0-0	3-4		2	6	8	3	6	9	0	4	1	1	1	18	
13 Last-Tear Poa	G	14:11	0-3	0-0	1-2		0	2	2	3	5	1	3	0	0	0	2	22	
16 Kailyn Gilbert	G	19:48	0-7	0-2	1-2		2	1	3	1	1	1	2	1	1	0	0	19	
8 Jersey Wolfenbarger	G	15:19	4-5	0-0	4-5		1	2	3	3	3	12	0	2	0	0	0	15	
23 Aalyah Del Rosario	G	11:16	0-3	0-0	3-6		2	6	8	1	3	3	0	0	0	0	0	14	
30 Jada Richard	G	12:11	2-3	0-0	4-4		0	1	1	2	2	8	1	1	0	0	0	14	
Team							1	0	1			0		1					
Totals			31-64	4-11	32-44		16	38	54		22	35	98	19	21	11	2	3	39

Shooting By Period		
1 st FG%	11-17	64.7%
3PT%	1-2	50.0%
FT%	12-17	70.6%
2 nd FG%	6-16	37.5%
3PT%	2-5	40.0%
FT%	9-10	90%
3 rd FG%	8-18	44.4%
3PT%	0-2	0.0%
FT%	6-9	66.7%
4 th FG%	6-13	46.2%
3PT%	1-2	50.0%
FT%	5-8	62.5%
GM FG%	31-64	48.4%
3PT%	4-11	36.4%
FT%	32-44	72.7%

Dead Ball Rebounds: 4.1

Technical Fouls: Johnson 3rd 10.00

	TROY	LSU
Biggest lead	3 (1 st 9:34)	41 (4 th 3:30)
Best Scoring Run	7 (4 th 9:27)	17 (1 st 5:40)
Lead Changes	1	
Times Tied	1	
Time with Lead	01:45	37:42

Points from		TROY	LSU
Turnovers		23	30
Paint		34	40
Second Chance		15	16
Fast Breaks		14	28
Bench		25	34

Period by Period Scoring		1st	2nd	3rd	4th	TOT
LSU		10	20	10	15	59
LSU		35	23	22	18	98



Official Basketball Box Score - Final
Washington at LSU
11/25/24 Baha Mar Convention Center, Nassau
2024-25 Women's Basketball

Game Time: 1:30 PM
Game Duration: 1:58
Attendance: 297

Officials: Doug Knight, Kim Hobbs, Demoya Pugh

Washington - 67

Record: 6-2

NO. Name		Min	FG		3P	Rebounds		Fouls		TP	AS	TO	ST	Blocks		+/-	
			M	A	M	A	OR	DR	PF					FD	BS		BA
14 Dalayah Daniels	F	35:39	4-10	0-3	1-1	3	6	9	4	3	9	4	2	0	1	0	-1
32 Tayra Eke	F	30:33	3-5	0-0	2-4	5	2	7	4	2	8	1	2	2	3	0	-8
0 Sayvia Sellers	G	30:52	9-18	4-8	2-3	0	4	4	5	3	24	1	6	2	1	0	12
1 Hannah Stines	G	40:00	5-12	2-8	0-0	1	4	5	2	1	12	5	3	0	0	0	-1
24 Elle Ladine	G	36:02	5-13	2-7	2-2	0	9	9	0	3	14	1	2	4	0	0	-4
22 Shayla Gillermer	G	03:37	0-0	0-0	0-0	0	0	0	0	0	0	0	0	0	0	0	-1
11 Chloe Briggs	G	12:46	0-0	0-0	0-0	0	2	2	2	2	0	2	2	0	0	0	5
5 Teagan Brown	G	07:21	0-1	0-1	0-0	0	1	1	0	0	0	0	0	0	0	0	-8
20 Brenna McDonald	G	03:10	0-0	0-0	0-0	1	0	1	1	0	0	0	0	0	0	0	-1
Team						0	0	0			0		1				
Totals			26-59	8-27	7-10	10	28	38	18	14	67	14	18	8	5	0	-1

Shooting By Period		
1 st FG%	9-17	52.9%
3PT%	3-7	42.9%
FT%	3-4	75%
2 nd FG%	5-15	33.3%
3PT%	2-8	25.0%
FT%	0-0	0%
3 rd FG%	7-16	43.8%
3PT%	2-6	33.3%
FT%	0-0	0%
4 th FG%	5-11	45.5%
3PT%	1-6	16.7%
FT%	4-6	66.7%
GM FG%	26-59	44.1%
3PT%	8-27	29.6%
FT%	7-10	70.0%

Dead Ball Rebounds: 3.0

Technical Fouls: NONE

LSU - 68

Record: 7-0

NO. Name	Min	FG		3P	FT	Rebounds		Fouls		TP	AS	TO	ST	Blocks		+/-	
		M-A	M-A	M-A	M-A	OR	DR	TT	PF	FD				BS	BA		
5 Sa'Miyah Smith	F	34:35	6-11	0-0	4-4	11	4	15	0	3	16	0	0	0	1	8	
24 Aneesh Morrow	F	39:33	5-17	1-2	8-12	6	7	13	0	7	19	0	4	2	0	1	3
4 Flau/Jae Johnson	G	35:49	8-19	2-6	1-1	0	4	4	2	19	2	2	4	0	1	1	6
12 Mikaylah Williams	G	22:47	0-9	0-3	0-0	1	3	4	0	1	0	2	1	0	0	0	-4
50 Shayearn Day-Wilson	G	18:58	0-4	0-3	0-0	0	0	0	2	1	0	7	0	1	0	0	-2
8 Jersey Wolfenbarger	G	05:25	1-1	0-0	0-1	0	2	2	2	1	2	0	1	0	0	0	-7
16 Kailyn Gilbert	G	17:28	3-8	0-1	2-2	2	1	3	3	1	8	0	2	1	0	1	-4
13 Last-Tear Poa	G	18:59	1-4	0-3	0-0	0	0	0	3	1	2	3	1	0	0	0	-1
1 Miracle Sheppard	G	02:41	0-0	0-0	0-0	0	0	0	0	0	0	0	1	1	0	0	-4
30 Jada Richard	G	03:45	1-3	0-1	0-1	1	1	2	0	1	2	0	0	0	0	1	2
Team						6	1	7			0		1				
Totals		25-76	3-19	15-21		27	23	50	14	18	68	14	13	9	0	5	1

Shooting By Period		
1 st FG%	5-17	29.4%
3PT%	0-5	0.0%
FT%	1-4	25%
2 nd FG%	6-21	28.6%
3PT%	2-6	33.3%
FT%	1-2	50%
3 rd FG%	7-15	46.7%
3PT%	1-5	20.0%
FT%	7-8	87.5%
4 th FG%	7-23	30.4%
3PT%	0-3	0.0%
FT%	5-7	85.7%
GM FG%	25-76	32.9%
3PT%	3-19	15.8%
FT%	15-21	71.4%

Dead Ball Rebounds: 2.0

Technical Fouls: NONE

	UW	LSU
Biggest lead	15 (1 st 0:38)	4 (1 st 8:29)
Best Scoring Run	9 (1 st 2:59)	8 (2 nd 5:01)
Lead Changes	2	
Times Tied	1	
Time with Lead	34:55	02:59

Points from		UW	LSU
Turnovers		17	16
Paint		30	38
Second Chance		10	26
Fast Breaks		0	6
Bench		0	14

Period by Period Scoring		1st	2nd	3rd	4th	T
--------------------------	--	-----	-----	-----	-----	---



Officials: Angelica Sufferin, Nic Cappel, Kenya Kirkland

N.C. Central - 44

Record: 0-10

NO.	Name	Min	FG		3P		FT	Rebounds			Fouls		TP	AS	TO	ST	Blocks		+/-
			M-A	M-A	M-A	M-A		OR	DR	TOT	PF	FD					BS	BA	
3	Morgan Callahan	F 35:41	6-13	0-1	1-4			5	3	8	3	2	13	1	4	0	1	1	-80
15	Dianna Blake	F 10:57	0-1	0-0	0-0			2	0	2	3	1	0	0	0	0	1	0	-24
0	Aysia Hinton	G 34:10	2-12	2-8	0-2			3	1	4	4	1	6	0	5	0	0	5	-73
5	Kyla Bryant	G 32:39	1-11	0-3	1-2			0	3	3	0	4	3	2	5	2	0	2	-68
10	Shakira Foster	G 16:39	1-6	1-3	2-2			2	2	4	1	3	5	1	4	0	0	1	-38
1	Jada Creech	04:44	0-0	0-0	0-0			0	2	2	2	0	0	0	1	0	0	0	-8
11	La'Naja Scales	10:18	0-4	0-3	0-0			0	1	1	2	0	0	0	1	0	1	0	-23
12	Jada Tiggett	19:45	3-7	1-2	0-2			2	1	3	4	1	7	2	1	0	0	0	-36
13	Terriana Gray	16:18	1-3	0-1	6-9			0	0	0	5	6	8	1	7	1	0	0	-38
2	Victoria Morris	10:51	0-1	0-1	0-0			0	0	0	1	0	0	0	1	0	0	0	-39
22	Laila Lewis	03:56	0-1	0-1	0-0			0	1	1	2	0	0	0	1	0	0	0	-4
21	Brady Griffin	04:02	1-2	0-1	0-2			3	1	4	0	1	2	0	1	0	0	0	-4
Team								3	0	3			0		2				
Totals			15-61	4-24	10-23			20	15	35	27	19	44	7	33	3	3	9	-87

Technical Fouls: NONE

Dead Ball Rebounds: 6.0

NO.	Name	Min	FG		3P		FT	Rebounds			Fouls		TP	AS	TO	ST	Blocks		+/-
			M-A	M-A	M-A	M-A		OR	DR	TOT	PF	FD					BS	BA	
5	SaMyah Smith	F 17:49	5-8	0-0	3-3			4	5	9	2	4	13	0	0	1	2	1	43
24	Aneesah Morrow	F 24:10	8-13	0-0	1-2			6	5	11	0	1	17	3	1	3	0	0	56
4	Flau/Jae Johnson	G 20:50	8-14	3-4	3-3			0	0	0	0	3	22	2	1	1	4	0	46
12	Mikaylah Williams	G 16:44	4-9	1-2	1-2			1	2	3	4	2	10	2	1	3	0	1	44
50	Shayenn Day-Wilson	G 10:49	2-4	0-1	0-0			1	2	3	2	0	4	4	0	0	0	0	20
8	Jersey Wolfenbarger	16:00	5-6	0-0	0-1			3	4	7	1	1	10	0	0	0	2	1	0
16	Kalyn Gilbert	21:52	8-12	1-2	2-2			0	3	3	0	1	19	0	3	4	1	0	35
30	Jada Richard	19:05	5-9	0-1	0-0			0	0	0	2	1	10	1	0	1	0	0	35
1	Miracle Sheppard	19:10	3-4	0-1	4-6			4	3	7	2	4	10	2	0	7	0	0	41
2	Amani Bartlett	08:38	0-0	0-0	0-2			0	2	2	1	1	0	0	0	0	0	0	18
13	Last-Tear Poa	12:34	1-3	0-0	10-14			2	0	2	2	7	12	3	0	1	0	0	39
23	Aalyah Del Rosario	12:19	0-5	0-0	4-4			4	1	5	3	2	4	1	2	0	1	1	20
Team								2	4	6			0		0				
Totals			49-87	5-11	28-39			27	31	58	19	27	131	18	9	23	9	3	87

Technical Fouls: NONE

Dead Ball Rebounds: 7.2

	NCC	LSU
Biggest lead	0 (1 st 10:00)	90 (4 th 2:24)
Best Scoring Run	5 (1 st 7:49)	40 (3 rd 9:48)
Lead Changes	0	
Times Tied	0	
Time with Lead	00:00	39:31

Points from	NCC	LSU	Period by Period Scoring					
Turnovers	4	53		1st	2nd	3rd	4th	TOT
Paint	20	78	NCC	18	0	15	11	44
Second Chance	12	38						
Fast Breaks	6	31	LSU	26	37	35	33	131
Bench	17	65						



Officials: Tiffany Bird, Brenda Portigo, Brian Garland

Stanford - 88

Record: 7-2

NO.	Name	Min	FG		3P		FT	Rebounds			Fouls		TP	AS	TO	ST	Blocks		+/-
			M-A	M-A	M-A	M-A		OR	DR	TOT	PF	FD					BS	BA	
3	Nuru Agara	F 37:41	12-16	2-2	3-4			4	9	13	5	3	29	2	4	0	1	0	-2
20	Elena Bogsana	G 40:58	5-15	1-8	5-6			0	4	4	2	7	16	2	1	0	0	0	-7
21	Broke Demetre	G 37:43	6-16	3-10	4-4			0	4	4	2	2	19	3	1	1	1	0	1
32	Jazanyia Hamriel	G 43:13	5-10	3-8	2-2			1	4	5	0	1	16	1	3	0	0	0	-2
34	Tess Heal	G 11:32	0-1	0-1	0-0			0	2	2	1	1	0	0	1	0	0	0	11
13	Chloe Clardy	35:15	2-6	0-1	3-5			0	5	5	4	4	7	3	2	1	0	0	-21
22	Mary Ashley Stevenson	07:49	1-2	0-0	0-0			2	2	4	1	1	2	0	3	0	0	0	-4
40	Courtney Ogden	10:49	0-0	0-0	0-0			0	2	2	0	0	0	1	0	0	0	0	-6
Team								1	2	3			0		0				
Totals			31-66	9-30	17-21			8	34	42	15	19	88	12	15	2	2	0	-6

Technical Fouls: NONE

NO.	Name	Min	FG		3P		FT	Rebounds			Fouls		TP	AS	TO	ST	Blocks		+/-
			M-A	M-A	M-A	M-A		OR	DR	TOT	PF	FD					BS	BA	
1 st	FG%	10-16	62.5%																
3PT%	5-7	71.4%																	
FT%	3-3	100%																	
2 nd	FG%	4-12	33.3%																
3PT%	1-6	16.7%																	
FT%	2-4	50%																	
1 st	FG%	7-14	50.0%																
3PT%	1-6	16.7%																	
FT%	3-3	100%																	
4 th	FG%	7-16	43.8%																
OTFG%	3-8	37.5%																	
3PT%	0-3	0.0%																	
FT%	2-2	100%																	
GM FG%	31-66	47.0%																	
3PT%	9-30	30.0%																	
FT%	17-21	81.0%																	

Dead Ball Rebounds: 3.0

LSU - 94

Record: 10-0

NO.	Name	Min	FG		3P		FT	Rebounds			Fouls		TP	AS	TO	ST	Blocks		+/-
			M-A	M-A	M-A	M-A		OR	DR	TOT	PF	FD					BS	BA	
5	SaMyah Smith	F 14:38	0-1	0-0	0-0			2	1	3	2	0	0	2	0	0	0	0	-3
24	Aneesah Morrow	F 38:35	4-12	0-0	0-0			6	10	16	4	2	8	2	1	3	0	2	2
4	Flau/Jae Johnson	G 40:49	8-20	3-8	2-4			1	2	3	5	3	21	6	0	2	0	0	3
12	Mikaylah Williams	G 41:44	12-18	5-9	3-3			0	9	9	3	4	32	1	0	0	0	0	7
50	Shayenn Day-Wilson	G 38:31	3-12	1-4	1-4			0	2	2	3	2	8	3	1	4	0	0	-2
8	Jersey Wolfenbarger	03:47	0-1	0-0	0-0			1	1	2	0	0	0	0	1	0	0	0	-5
16	Kalyn Gilbert	34:09	9-12	1-2	6-7			0	1	1	2	4	25	4	1	1	0	0	14
13	Last-Tear Poa	06:33	0-2	0-1	0-0			0	0	0	0	0	1	0	2	0	1	0	3
1	Miracle Sheppard	02:54	0-0	0-0	0-0			0	0	0	0	0	0	0	0	0	0	0	5
30	Jada Richard	03:20	0-1	0-1	0-0			0	0	0	0	0	0	1	0	0	0	0	6
Team								1	0	1			0		0				
Totals			36-79	10-25	12-18			11	26	37	20	15	94	21	4	11	0	2	6

Technical Fouls: Morrow 3rd 6:33

NO.	Name	Min	FG		3P		FT	Rebounds			Fouls		TP	AS
-----	------	-----	----	--	----	--	----	----------	--	--	-------	--	----	----

TV/Radio Roster

1




**Mjracle
Sheppard**

G | 5-10 | SO
Kent, Wash.

Like Miracle

2




**Amani
Bartlett**

F | 6-3 | SR
Cleveland, Texas

Uh-mahn-ee

4



**Flau'Jae
Johnson**

G | 5-10 | JR
Savannah, Ga.

flah-jhay

5



**Sa'Myah
Smith**

F | 6-2 | RSO
DeSoto, Texas

suh-my-ah

8



**Jersey
Wolfenbarger**

F | 6-5 | JR
Fort Smith, Ark

12



**Mikaylah
Williams**

G | 6-0 | SO
Bossier City, La.

muh-kay-luh

13



**Last-Tear
Poa**

G | 5-11 | SR
Melbourne, Aus.

14



**Izzy
Besselman**

G | 5-10 | JR
Baton Rouge, La.

16



**Kailyn
Gilbert**

G | 5-8 | JR
Tampa Bay, Fla.

23



**Aalyah
Del Rosario**

C | 6-6 | SO
Santo Domingo, D.R.

uh-lee-uh
del roh-sar-ee-oh

24



**Aneesah
Morrow**

F | 6-1 | JR
Chicago, Ill.

ah-nee-sah
more-oh

30



**Jada
Richard**

G | 5-7 | FR
Opelousas, La.

rih-shard

50



**Shayeann
Day-Wilson**

G | 5-6 | SR
Toronto, Canada

ah-nee-sah
more-oh

HC



**Kim
Mulkey**

Tangipahoa Parish,
La.

tan-chuh-pa-ho-ah