



SEC Regular Season Champs: 2005, 2006, 2008 | SEC Tournament Champs: 1991, 2003 | NCAA Final Fours: 2004, 2005, 2006, 2007, 2008, 2023 | National Champions: 2023

2024-25 Schedule

Overall: 26-2 | SEC: 11-2
Home: 17-0 | Away: 5-2 | Neutral: 4-0

DATE	OPPONENT	TV	TIME/RESULT
11/4	Eastern Kentucky	SECN+	W, 95-44
11/8	Northwestern St.	SECN+	W, 95-36
11/12	Charleston Southern	SECN+	W, 117-44
11/15	Murray State	SECN+	W, 74-60
11/18	Troy	SECN+	W, 98-59
11/20	Tulane	SECN+	W, 85-74
11/25	Washington (1)	FloCollege	W, 68-67
11/27	#20 NC State (1)	FloCollege	W, 82-65
12/1	NC Central	SECN+	W, 131-44
12/5	Stanford (2)	ESPN2	W, 94-88 (OT)
12/8	Grambling State (3)		W, 100-54
12/15	ULL	SECN+	W, 85-57
12/17	Seton Hall (4)	FS1	W, 91-64
12/19	at UIC	ESPN+	W, 91-73
12/29	UAlbany	SECN+	W, 83-61
1/2	at Arkansas	SECN	W, 98-64
1/5	Auburn	SECN	W, 73-63
1/9	at #16 Tennessee	SECN+	W, 89-87
1/13	Vanderbilt	SECN	W, 83-77
1/19	at Florida	SECN	W, 80-63
1/23	at No. 2 South Carolina	ESPN	L, 56-66
1/26	Texas A&M	SECN	W, 64-51
1/30	No. 13 Oklahoma	ESPN2	W, 107-100
2/2	Mississippi St.	SECN	W, 81-67
2/6	at Missouri	SECN+	W, 71-60
2/9	No. 19 Tennessee	ESPN	W, 82-77
2/16	at No. 3 Texas	ABC	L, 58-65
2/20	Georgia	SECN	8:00 p.m.
2/23	at No. 14 Kentucky	ESPN	3:00 p.m.
2/27	at Alabama	ESPN/SECN	8:00 p.m.
3/2	Ole Miss	SECN	3:00 p.m.

SEC Tournament March 5-9

NCAA Tournament March 19 - April 6

- 1 - Baha Mar Hoops Pink Flamingo Championship
- 2 - SEC/ACC Challenge
- 3 - Bossier City, La.
- 4 - Basketball HOF Showcase

Athletic Communications

Contact: Grant Kauvar
Email: gkauva1@lsu.edu
Cell: 720-771-2299



Game 29

February 20, 2025

Lexington, Ky. | Memorial Gymnasium
3:00 p.m. CT | ESPN



Kim Mulkey (4th Season)	Head Coach	Kenny Brooks (1st Season)
26-2 (11-2 SEC)	Team Record	10-16 (2-10 SEC)
W vs. Georgia, 79-63	Last Game	W at Missouri, 73-65
86.1	Points Per Game	77.0
64.0	Points Allowed Per Game	61.5
45.9	Field Goal Percentage	45.9
36.5	Field Goal Percentage Defense	35.6
15.0	Assists Per Game	17.5
47.1	Rebounds Per Game	38.9
10.1	Steals Per Game	5.4
14.6	Turnovers Per Game	12.7
18.4	Turnovers Forced Per Game	13.2

On The Break

- Coach Kim Mulkey is one win shy of reaching 750 in her career.
- A win at Kentucky would clinch a top-four seed in the SEC Tournament for LSU with the double-bye.
- LSU has had multiple players scored 20+ points in 12 games, including four games in which three players scored 20+.
- **Aneesah Morrow** is the first player this season across the country with 450+ points and 350+ rebounds.
- With 24 double-doubles in 27 games, **Aneesah Morrow** leads the country in double-doubles; she has 98 in her career. She is also the nation's top rebounder with 14.2 rpg. She has four 20-rebound games this season and two 20/20 games.
- **Flau'Jae Johnson** has four games with at least 25 points, 5 rebounds and 5 assists. Her 547 points rank No. 14 nationally, 19.5 ppg rank No. 27 nationally and 206 made field goals rank No. 11 nationally.
- Going back to the final three NCAA Tournament games last season, **Flau'Jae Johnson** has scored at least 20 points in 19 of the past 31 games. She has scored in double figures in 37 straight games.
- In LSU's win at Tennessee, **Aneesah Morrow** surpassed 2,500 career points and then against Vanderbilt she went over 1,500 career rebounds, becoming the eighth player in NCAA DI history to reach both milestones. She currently has the fifth most rebounds in NCAA DI history.
- **Kailyn Gilbert** is playing herself to be in serious contention for Sixth Woman of the Year. Coming off the bench every game this season, Gilbert is averaging 10.0 points. Through 12 SEC games she is scoring 9.3 points per game.
- **Aneesah Morrow** ranks No. 1 among active NCAA DI players with 1,618 career rebounds and ranks No. 2 with 2,667 career points. She has the fifth most rebounds in NCAA DI history and is 44 rebounds away from reaching fourth place (Patricia Hoskins, MVSU).
- **Mikaylah Williams** is No. 2 the SEC and ranks No. 15 in the country from the foul line at 90-percent.
- **Kailyn Gilbert** has shown time and time again that she is capable of making clutch plays late in tight games. She has hit two game-winning layups with less than a second remaining and against Stanford hit a crucial three in the final minute of regulation to force OT in LSU's comeback win.
- In LSU's 107-100 win over No. 13 Oklahoma **Flau'Jae Johnson** (25p, 5r, 5a) and **Mikaylah Williams** (37p, 7r, 5a) became the only teammates with at least 25-5-5 in the same game against an AP ranked team over the past 25 seasons.

Last Game's Starters (LSU def. UGA, 79-63)

Last-Tear Poa: 3 points (1-2, 1-2 3FG), 1 assist
Flau'Jae Johnson: 21 points (8-20, 3-9 3FG), 3 steals, 2 assists, 2 rebounds
Mikaylah Williams: 12 points (6-16, 0-3 3FG), 5 assists, 4 rebounds, 2 steals
Jersey Wolfenbarger: 16 points (4-5), 12 rebounds, 3 blocks, 2 steals, 1 assists
Sa'Myah Smith: 11 points (4-6), 12 rebounds, 1 steal, 1 block

Broadcast Information



Live stats: lsustats.com



PxP: Beth Mowins
Analyst: Debbie Antonelli

PxP: Patrick Wright
Analyst: Shaeeta Williams

UNIVERSITY

Location:	Baton Rouge, La.
Founded:	1860
Enrollment:	30,987
Nickname:	Tigers or Fighting Tigers
Colors:	Purple and Gold
Mascot:	Mike
Stadium:	Pete Maravich Assembly Center
Capacity:	13,215
Conference:	Southeastern
Band:	Bengal Brass Band

TEAM INFORMATION

Head Coach:	Kim Mulkey (4th Season)
2023-24 Record	31-6
Home	18-1
Away	8-2
Neutral	5-3
2023-24 SEC Record	13-3 (2nd in SEC)
Home	7-1
Away	6-2
Postseason	
SEC Tournament	2-1
NCAA Tournament	3-1
Final Ranking (AP/Coaches)	1/1
Starters Returning/Lost	3/2
Name of starters returning:	Flau'Jae Johnson, Mikaylah Williams, Aneesah Morrow
Name of Starters Lost:	Angel Reese, Hailey Van Lith
Name of others returning:	Amani Bartlett, Sa'Myah Smith, Last-Tear Poa, Izzy Besselman, Aalyah Del Rosario
Names of newcomers:	Mjracle Sheppard, Jersey Wolfenbarger, Kailyn Gilbert, Jada Richard, Shayeann Day-Wilson

PROGRAM HISTORY

First Season	1975-76
Season	50th
All-Time Record	1063-502
All-Time SEC Record	346-223
NCAA Tournament Appearances/Last	28/2023
NCAA Final Four Appearances/Last	6/2023
SEC Regular Season Titles/Last	3/2008
SEC Tournament Titles/Last	2/2003

PRONUNCIATION GUIDE

Amani Bartlett	uh-mah-nee
Shayeann Day-Wilson	shy-ANN
Flau'Jae Johnson	flah-jhay
Last-Tear Poa	last-teer POE-uh
Aneesah Morrow	uh-nee-suh
Mjracle Sheppard	Like Miracle
Jada Richard	ree-shard
Sa'Myah Smith	suh-MY-uh

LSU WOMEN'S BASKETBALL ROSTER

NO.	NAME	POS	HT.	CL.-EXP	HOMETOWN (PREVIOUS SCHOOL)
1	Mjracle Sheppard	G	5-10	SO-TR	Kent, Wash. – Montverde Academy (Miss. St.)
2	Amani Bartlett	F	6-3	SR-3L	Cleveland, Tex. – Houston Christian HS
4	Flau'Jae Johnson	G	5-10	JR-2L	Savannah, Ga. – Sprayberry HS
5	Sa'Myah Smith	F	6-2	RSO-2L	Texarkana, Tex. – DeSoto HS
8	Jersey Wolfenbarger	F	6-5	JR-TR	Fort Smith, Ark. – Northside HS (Arkansas)
12	Mikaylah Williams	G	6-0	SO-1L	Bossier City, La. – Parkway HS
13	Last-Tear Poa	G	5-11	SR-2L	Melbourne, Aus. – UC Senior Secondary College Lake Ginninderra (NW Florida St. College)
14	Izzy Besselman	G	5-10	JR-2L	Baton Rouge, La. – Episcopal HS
16	Kailyn Gilbert	G	5-8	JR-TR	Tampa Bay, Fla. – IMG Academy (Arizona)
23	Aalyah Del Rosario	C	6-6	SO-1L	Santa Domingo, DR – The Webb School
24	Aneesah Morrow	F	6-1	SR-1L	Chicago, Ill – Simeon HS (DePaul)
30	Jada Richard	G	5-7	FR-HS	Lafayette, La – Lafayette Christian Academy
50	Shayeann Day-Wilson	G	5-6	SR-TR	Toronto, Canada – Royal Crown HS (Miami (Fla.))


COACHING STAFF

Kim Mulkey	Head Coach
Alma Mater	Louisiana Tech (1984)
Career Record	749-120 / 24th Season
LSU Record	117-16 / 4th Season
Bob Starkey (3rd Season)	Associate Head Coach
Daphne Mitchell (4th Season)	Assistant Coach
Gary Redus II (3rd Season)	Assistant Coach
Kaylin Rice (4th Season)	Assistant Coach/Director of Recruiting
Seimone Augustus (1st Season)	Assistant Coach
Joe Schwartz (4th Season)	Assistant Director of Ops
Jennifer Roberts (4th Season)	Director of Player Personnel and Influence
Chante' Powers (4th Season)	Assistant Director of Ops/Recruiting
Jordin Westbrook (4th Season)	Chief of Staff
Renee' Braud (22nd Season)	Administrative Coordinator


By The Numbers



Coach Kim Mulkey is in search of her 750th career victory as a head coach.



Aneesah Morrow has four games this season with 20 rebounds, including two 20/20 games



Flau'Jae Johnson has scored in double figures in 37 consecutive games

On The Break

Double Double-Doubles For Smith and Wolfenbarger Against Georgia

Sa'Myah Smith and Jersey Wolfenbarger both recorded double-doubles in LSU's 79-63 win over Georgia. Smith had 11 points and 12 rebounds and Wolfenbarger finished with 16 points and 12 rebounds. LSU's two starting posts were productive in the absence of Aneesah Morrow who was out with foot soreness, but she is expected back next game. FlauJae Johnson scored a team-high 21 points, Kailyn Gilbert finished with 15 points off the bench and Mikaylah Williams had 12 points as five Tigers scored in double figures.

Morrow Climbing NCAA DI Rebounds List

1. Courtney Paris (Oklahoma, 2006-09), 2,034
2. Wanda Ford (Drake, 1983-86), 1,815
3. Jillian Alleyne (Oregon, 2013-16), 1,712
4. Patricia Hoskins (MVSU, 1986-89), 1,662
5. Aneesah Morrow (DePaul/LSU), 1,618

Aneesah Morrow Career Double-Doubles

Season	School	Rank	Double-Doubles
2021-22	DePaul	No. 2	27
2022-23	DePaul	No. 3	25
2023-24	LSU	TNo. 5	22
2024-25	LSU	No. 1	24
Total			98

All-Time Double-Doubles

Player, School	Seasons	Double-Doubles
Courtney Paris, Oklahoma	2006-09	128
Aneesah Morrow, DePaul/LSU	2020-Present	98

FlauJae Johnson Records Fourth 25-5-5 Game

vs. Murray State (11/15) 25 points, 7 rebounds, 5 assists
vs. Troy (11/18) 27 points (tied career-high), 9 rebounds, 5 assists
vs. Tulane (11/20) 25 points, 12 rebounds, 5 assists
vs. Oklahoma (1/30) 25 points, 5 rebounds, 5 assists

According to ESPN Stats, Johnson is one of three LSU players over the past 25 seasons with multiple 25-5-5 games in a season. The other two are Angel Reese and Khayla Pointer.

FlauJae Johnson Kay Yow Servant Leader

FlauJae Johnson has continuously used her platform to give back. When she found out during her freshman season that Coach Bob Starkey would donate one dollar for every student in attendance at LSU's Play4Kay game, Johnson decided to match it. She matched it again last season a sophomore and will do so once again this year.

The Kay Yow Cancer Fund selected Johnson as one of its "servant leaders" for this season and she has worn a patch on her jersey for it all year long. Recipients of the Servant Leader Award are people of great character who put the needs of others before their own, who uplift others, and who do it with grace and humility. They are nominated by their coach, and are people who exemplify Coach Yow's spirit and who reflect her resolve, grace, generosity, and servant's heart.

Tigers Fall In Hard Fought Battle At No. 3 Texas

The LSU trio of Mikaylah Williams (18), FlauJae Johnson (16) and Aneesah Morrow (15) combined for 49 points, but LSU fell on the road at No. 3 Texas, 65-58. The Texas bench outscored LSU's bench, 20-5, as no player outside of those three scored more than three points for the Tigers. Morrow grabbed 20 rebounds in the game, her fourth 20+ rebound game this season. LSU led by as many as 12 points in the third quarter, but Texas ratcheted up its defense and started to make shots on the offensive end to rally a comeback and extend its home winning streak to 21 games.

Bench Play Lifts LSU To Victory at home against Tennessee

LSU's bench outscored Tennessee's 36-6 to help the Tigers knock off the Lady Vols twice in a season for the first time in program history. Midway through the third quarter, LSU had two starters - FlauJae Johnson and Aneesah Morrow - on the bench in foul trouble. Kailyn Gilbert, who finished with a game-high 23 points, poured in 15 points in the third quarter and 21 total in the second half. The Tigers also had Jada Richard scored 5 points in five minutes of action and Mjracle Sheppard chipped in 8 points.

LSU Battle To Victory At Missouri

Although Missouri controlled the pace of play and held LSU to a season-low 3 fast break points, LSU battled to earn a hard fought victory, 71-60. Both FlauJae Johnson and Mikaylah Williams knocked down three three-pointers. Aneesah Morrow picked up her 22nd double-double of the season with 13 points and 14 rebounds (9 offensive). The Tigers also got good bench contributions from Mjracle Sheppard who had 11 points and 7 rebounds and Jada Richard who finished the game with 6 points.

LSU Stays Hot In Win Over Mississippi State

After LSU sank 12 threes against Oklahoma, the Tigers stayed hot from long range against the Bulldogs with 9 made threes on their way to a 81-67 win to begin February. FlauJae Johnson and Mikaylah Williams both made four threes and scored at least 20 points. Johnson also tied her career-high with 4 blocks, holding MSU's leading scorer to 9 points. Aneesah Morrow had another massive game with 18 points and 20 rebounds, her third 20-rebound game this season. Jersey Wolfenbarger added 12 points and 7 rebounds.

Tigers Win In Noteworthy Game Against Oklahoma, 107-100

LSU lead by as many as 24 points in the third quarter, but Oklahoma's 1-2-2 press combined with LSU's turnovers allowed the Sooners to get within one point with under a minute remaining. Holding a one-point lead, LSU grabbed two offensive rebounds before Mikaylah Williams hit a dagger three to cap off a 37-point game. FlauJae Johnson and Aneesah Morrow both score over 20 points too as LSU's big three combined to score 83 points. Johnson and Williams became the first duo to have 25-5-5 games in the same contest against an AP Ranked opponent in the last 25 years.

LSU's 107 points set a program record points in a SEC game. The game marked the fourth in LSU history where both teams scored at least 100 points, but the previous three went to overtime. It marked the first time in SEC history where both teams scored 100 points in regulation.

Johnson (25p, 5r, 5 a) and Williams (37p, 7r, 5a) are the only teammates with at least 25-5-5 in the same game against an AP ranked team over the past 25 seasons.

TIGER TRENDS

	2024-25	Mulkey*	Streak
November	8-0	28-2	W16
December	7-0	27-0	W27
January	7-1	25-7	W2
February	4-1	24-2	W1
March	0-0	13-4	W3
April	0-0	1-1	L1

LSU's Conference Record...

at home	7-0	29-2	W11
on the road	4-2	24-7	L1
neutral	0-0	3-3	L1

LSU's Non-Conference Record...

at home	10-0	36-2	W24
on the road	1-0	5-0	W6
neutral	4-0	15-2	W4

LSU's Record In Games...

decided by 10 or less	7-2	33-10	L1
decided by 5 or less	2-0	11-4	W3
decided by 3 or less	2-0	7-2	W4
that go to overtime	0-0	2-0	W2

LSU's record when scoring...

less than 50 points	0-0	0-0	L8
50+ points	26-2	117-16	W1
60+ points	26-0	114-14	W26
70+ points	24-0	100-8	W24
80+ points	20-0	67-1	W20

LSU's record when allowing...

50 or fewer points	4-0	32-0	W52
60 or fewer points	10-0	64-0	W66
70 or fewer points	19-2	98-5	W1
71+ points	7-0	18-11	W7

LSU's record when...

leading after the 1st qtr	17-1	95-6	W3
trailing after the 1st qtr	8-0	15-9	W8
tied after the 1st qtr	1-1	5-1	L1
leading at halftime	21-1	97-6	W1
trailing at halftime	4-1	13-8	L1
tied at halftime	1-0	4-2	W1
leading after the 3rd qtr	23-1	105-5	W1
trailing after the 3rd qtr	3-1	10-11	L1
tied after the 3rd qtr	0-0	1-0	W1
the game goes to overtime	1-0	3-0	W3

*Coach Mulkey at LSU

TRACKING THE STARTERS

Day-Wilson, Johnson, Williams, Morrow, Smith	13-2
Poa, Johnson, Williams, Morrow, Wolfenbarger	6-0
Poa, Johnson, Williams, Morrow, Smith	2-0
Day-Wilson, Johnson, Williams, Morrow, Wolfenbarger	2-0
Richard, Johnson, Williams, Morrow, Smith	1-0
Day-Wilson, Johnson, Williams, Morrow, Bartlett	1-0
Poa, Johnson, Williams, Smith, Wolfenbarger	1-0

Bold Indicates Most Recent Starting Group

LSU's 2024-25 100-Point Games

LSU 117, Charleston Southern 44
LSU 131, N.C. Central 44
LSU 100, Grambling 54
LSU 107, Oklahoma 100 (LSU program record in a SEC game)

2024-25 Honors/Awards

Flau'Jae Johnson

- Preseason First Team All-SEC (Coaches and Media)
- Preseason CO-SEC Player of the Year (Media)
- Ann Meyers Drysdale SG Finalist
- Naismith Trophy Preseason Watchlist
- Wade Trophy Watchlist

Aneesah Morrow

- Preseason First Team All-SEC (Coaches and Media)
- Preseason CO-SEC Player of the Year (Media)
- Katrina McClain PF Finalist
- Naismith Trophy Preseason Watchlist
- Wade Trophy Watchlist
- SEC Player of the Week (12/3, 12/23, 1/14)
- Naismith Trophy Player of the Week (1/20)

Mikaylah Williams

- Preseason Second Team All-SEC (Coaches and Media)
- Cheryl Miller SF Finalist
- Naismith Trophy Preseason Watchlist
- SEC Player of the Week (12/10)

In The Polls

LSU Week-By-Week	AP	Coaches
Preseason	7	7
Week 1	7	7
Week 2	7	7
Week 3	7	7
Week 4	5	5
Week 5	4	4
Week 6	5	3
Week 7	6	3
Week 8	6	4
Week 9	6	4
Week 10	5	4
Week 11	5	4
Week 12	7	5
Week 13	6	4
Week 14	5	5
Week 15	7	7

Embrace The Future

LSU signed four five-star recruits on national signing day to ink the nation's No. 1 class for the second time in three years.

Divine Bourrage

Guard | 6-0 | Davenport, Iowa

She was the Gatorade Player of the Year in Iowa during her junior season last year, averaging 19.8 points, 9.3 rebounds, 5.6 assists and 3 steals throughout the season to become the first player from Davenport North High School to garner the award.

Bella Hines

Guard | 5-10 | Albuquerque, New Mexico

The New Mexican Player of the Year in both of the past two seasons. Her scoring ability was recently on display when she dropped 50+ points in a back-to-back games and broke the Grind Session single-game scoring record with 53.

ZaKiyah Johnson

Guard | 6-1 | Shelbyville, Kentucky

One of the most decorate athletes in the history on Kentucky high school sports. In three seasons, Johnson has three KHSAA state championships, three Kentucky Gatorade Player of the Year honors and she earned a gold medal with the Team USA U18 FIBA Women's AmeriCup team.

Grace Knox

Forward | 6-3 | Las Vegas, Nevada

Knox transferred to Etiwanda High School in Los Angeles where she averaged 17.2 points and 11.9 rebounds as a junior, leading the team to a national championship and the California Open Division So-Cal Region California State Championship.

Multiple Players With 20+ Points In 12 games

LSU has had numerous duos and trios where each player scored over 20+ in numerous games throughout the season. There have been six unique duos to do so and in the Stanford, Tennessee Vanderbilt and Oklahoma games LSU had three players score 20+ apiece:

- Aneesah Morrow, Flau'Jae Johnson - 7 games
- Aneesah Morrow, Mikaylah Williams - 7 games
- Flau'Jae Johnson, Mikaylah Williams - 4 games
- Flau'Jae Johnson, Kailyn Gilbert - 2 games
- Mikaylah Williams, Kailyn Gilbert - 1 game
- Aneesah Morrow, Kailyn Gilbert - 1 game
- Flau'Jae Johnson, Mikaylah Williams, Aneesah Morrow - 2 games
- Aneesah Morrow, Flau'Jae Johnson, Kailyn Gilbert - 1 game
- Flau'Jae Johnson, Mikaylah Williams, Kailyn Gilbert - 1 game

*For games where three players scored 20+, this list also counts 1 game for each two-player combo in that trio

Grind-It-Out Win Over Texas A&M

After LSU's game at South Carolina was pushed back to Friday, LSU had a quick turnaround to host Texas A&M on Sunday. The Tigers grinded out a 64-51 win on short rest. For the second game in a row, LSU did not shoot the ball well, making just 32-percent of shots. But for the third straight game LSU held its opponent to below 70 points and under 39.9-percent from the field. The Tigers grabbed 30 offensive rebounds, the most in program history for an SEC game.

56 Offensive Rebounds In Two Games

LSU has set program marks for offensive rebounds in a SEC game in two straight contests. The Tigers grabbed 38 offensive rebounds at South Carolina and then grabbed 30 two days later against Texas A&M.

Alumni Weekend

LSU is expecting roughly 120 women's basketball alumni were back on campus for LSU's game against Texas A&M, celebrating 50 Years of LSU Women's Basketball. Players going all the way back to the first team from 1975-76 were here up to players who have played in the 2020s.

Tigers Drop First Game Of The Season At South Carolina

LSU started the season 20-0, but a trip to Columbia ended the Tigers' unbeaten hope, 56-66. LSU turned the ball over 17 times which led to 22 South Carolina points off turnovers. LSU was also unable to keep South Carolina off the foul line as the Gamecocks went 18-26 from the charity stripe compared to LSU's 7-9. Both team made 23 field goals and LSU won the rebounding battle, 51-39. The Tigers hauled in 28 offensive rebounds, but only scored 22 second chance points. LSU shot 50-percent in the first quarter, but didn't shoot above 30-percent in the final three quarters.

LSU's 20-0 Start To The Season

LSU started the season 20-0, marking the second time in three season and in program history the Tigers won their first 20 games. LSU started the 2022-23 season 23-0. Like that year's team, this year's team lost its first game on the road at South Carolina. The 2022-23 team ultimately claimed the program's first national championship.

Johnson, Morrow and Williams lead LSU in win at Florida

For the second game in a row, LSU's big three led LSU to victory at Florida. Aneesah Morrow recorded her 10th straight double-double, the 92nd of her career, with 20 points and 10 rebound. Mikaylah Williams scored 22 points with 8 rebounds. Flau'Jae Johnson had 19 points. LSU's defense forced 24 Florida turnovers and the Tigers only committed 9 turnovers. LSU outscored Florida 35-9 in points off turnovers.

25 20-win Seasons In A Row For Mulkey

In her 25th season as a head coach, Kim Mulkey has surpassed 20 wins every season. Not counting this season currently in progress, Mulkey's teams have averaged over 30 wins per seasons. She has 12 30+ win seasons, including one 40-0 season. She has only lost 10+ games twice in her 25-year head coaching career.

Big Three Lead LSU In Close Win Over Vanderbilt

LSU's big three of Flau'Jae Johnson, Aneesah Morrow and Mikaylah Williams combined to score 68 points in LSU's 83-77 win over Vanderbilt. Morrow had 23 points and 15 rebounds, her eighth game with at least 20 and 15 this season. Johnson led LSU with 25 points to go with 5 rebounds and 4 assists. Mikaylah Williams scored 20 points with 5 rebounds and 5 assists. There were 13 lead changes and seven ties throughout the game and LSU's final margin of six points was the largest lead either team held throughout the game. The game was tied after the first and second quarters before LSU brought a one-point lead into the final quarter.

Finding Different Ways To Win

LSU has found ways to win games in about every type of game a team can win games. The Tigers have blown teams out, they have pulled major comebacks, won in overtime, they have won games that were neck-and-neck for 40 minutes, and they have won games in which they held a substantial lead, lost it, but ultimately came out on top. LSU trailed Stanford for 38 minutes and Washington for 24 minutes. Kailyn Gilbert hit a game winner against UW and Mikaylah Williams nailed a late jumper against Stanford to forced OT after LSU trailed by six with 40 seconds left. At Tennessee, LSU led by as many as 18 in the second quarter, but the Lady Vols took a two-point lead in the fourth quarter before Gilbert ultimately hit another last-second game winner. Against Vanderbilt there were seven ties and 13 lead changes and LSU's final six point edge was the largest lead throughout the whole game by either team.

Morrow Becomes Eighth Player With 2,500 Points and 1,500 rebounds

Throughout her career, Aneesah Morrow has not only continuously put up massive numbers, but she has done so on a consistent basis. A significant amount of players throughout NCAA DI history have scored over 2,500 points and there is also a significant list of players who have 1,500 rebounds. But when you combine both stats, there have only been eight players two record both numbers. Morrow became the eighth in January after surpassing 2,500 points at Tennessee (1/9) and 1,500 rebounds the following game against Vanderbilt (1/13)

Player	School, Years
Courtney Paris	Oklahoma, 2006-09
Wanda Ford	Drake, 1983-86
Patricia Hoskins	MVSU, 1986-89
Chiney Ogumike	Stanford, 2011-14
Cheryl Miller	USC, 1983-86
Cheryl Taylor	Tennessee Tech, 1983-87
Liz Kitley	Virginia Tech, 2019-24
Aneesah Morrow	DePaul 2021-23 and LSU 2023-Present

Tiger Trio Scores 20+ to Secure Third Straight Win In Knoxville

LSU became just the second team ever to win three consecutive games at Tennessee in Thompson-Boling Arena. The Tigers were propelled by a trio of players who scored 20+ points. Mikaylah Williams also played a big role with 16 points.

Aneesah Morrow continued to play dominant basketball as she became the first player in the nation this season to secure two 20/20 games. She finished with 23 points and 21 rebounds. Eight of the rebounds came on the offensive end, half of LSU's offensive rebounds which helped LSU outscore Tennessee 24-14 in second chance points. In the game, Morrow surpassed 2,500 career points. It marked her 16th double-double this season and her eighth consecutive. It was also her 90th double-double of her career, tied for the third most in NCAA DI history.

Kailyn Gilbert once again was a spark off the bench for LSU as she finished with 22 points and 5 rebounds. Coach Mulkey put the ball in her hands with the game on the line and her left-hander, floater hook shot with 0.9 seconds remaining propelled LSU to victory.

Flau'Jae Johnson continued to stuff the stat sheet. It was her 10th 20 points game this season as she finished with 20 points, 8 rebounds, 3 assists, 2 steals and a block.

KG and the K Stands For Klutch

Kailyn Gilbert has been potent this year coming off the bench. She has taken her game to another level in clutch situations. She has hit big shots in the final minute of numerous games the allow LSU to remain unbeaten. When LSU was playing Washington in the Bahamas, Gilbert sliced through the lane to the left block and hit a scooping, left handed layup to give LSU a one-point lead with less than a second remaining. At home against Stanford, LSU trailed by 6 with 40 seconds remaining Gilbert launched a contested three with 17 seconds remaining which cut the lead to two and set up Mikaylah Williams last second shot to send the game to overtime. Then at #16 Tennessee, Gilbert had the ball with 21.1 seconds left and dribbled around the top until making her move towards the hoop with 5 seconds left. She hit a circus, floater hook shot with her left hand to put LSU up by two with less than a second remaining.

Balanced Attack Leads LSU In Route Of Arkansas

Seven Tigers scored at least 8 points in LSU's 98-64 win at Arkansas to open SEC play. Kailyn Gilbert led the Tigers with 16 points off the bench. Aneesah Morrow extended her double-double streak to 6 games with 11 points and 10 rebounds. Flau'Jae Johnson also recorded a double-double with 15 points and 10 rebounds. Mikaylah Williams was an efficient 5-7 for 14 points. Last-Tear Poa made her first threes of the season, scoring 9 points of 3-4 from beyond the arc. Jersey Wolfenbarger had 8 points and 5 rebounds in her return to Arkansas. Shayann Day-Wilson led LSU with 8 assists to just 2 turnovers.

Morrow's Homecoming To Chicago

LSU's final game before the Christmas break was a homecoming game for Aneesah Morrow as the Tigers played at UIC. Visiting her high school, Morrow's Simeon No. 24 jersey was retired. The Chicago native continued to tear through the early part of the season with 19 points, 13 rebounds, 4 steals, 3 assists and 2 blocks. Recording her 86th career double-double, Morrow climbed to No 5 in all-time double-doubles

Morrow and Williams Have Big Outings Against Seton Hall

Aneesah Morrow and Mikaylah Williams shined bright in LSU's win over Seton Hall. Williams made six threes, tied for the eighth most in a game in LSU history, and finished with 22 points, 5 rebounds, 5 rebounds and a steal. Her three consecutive threes to begin the second quarter propelled the Tigers to a 30-10 second quarter to build their lead.

Morrow was purely dominant, recording her nation-leading 11th double-double with 24 points and 19 rebounds - her fourth straight game with 15+ rebounds. She also added 3 steals, 2 assists and a block.

Morrow Cracks Top-25 For NCAA DI Career Rebounds

Aneesah Morrow is a rebounding machine and is the active career leader in NCAA DI. With 19 boards against Seton Hall, Morrow moved to No. 25 all-time with 1,412 career rebounds.

Career Day For Jersey Wolfenbarger Leads LSU Past ULL

Jersey Wolfenbarger had career-highs with 18 points and 15 rebounds in her first start of the season to help lead LSU past ULL.

Flau'Jae Johnson Donates \$10K to Single Moms During Holiday Season

For the second year in a row, LSU partnered with the Healing Place Church Dream Center to put on Christmas Clubhouse, serving underprivileged youth in North Baton Rouge by giving them a special holiday experience.

Growing up with a single mom, Flau'Jae Johnson understands the difficulties they can face during the holiday season. At this year's event Johnson announced that she would donate \$2,500 to four single moms - two in Baton Rouge and two in her hometown of Savannah, Georgia - for a total of \$10K during this holiday season.

Pre Holiday Hoops

Following Sunday's game against Louisiana-Lafayette, LSU has two more games before a holiday break until Dec. 29. LSU will face Seton Hall in Basketball Hall of Fame Showcase on FS1. The game will be in the Mohegan Sun Arena. Mohegan Sun is the same resort where much of the Basketball Hall of Fame festivities take place. Coach Kim Mulkey is part of the Naismith Class of 2020 and Seimone Augustus was inducted earlier this year.

LSU's final game before Christmas will be against Illinois-Chicago as Aneesah Morrow gets her homecoming game. Morrow starred at Simeon High School, playing for her mom. Simeon is known for the men's basketball players it has produced such as Nick Jackson, Derrick Rose and Jabari Parker. Morrow is the most notable women's basketball player to come out of Simeon.

Flau'Jae Johnson Scoring 20+ Points

After averaging 12.9 points through her first two seasons at LSU, Flau'Jae Johnson has upped her scoring to start her junior season. The increased scoring goes back to the NCAA Tournament last season where she scored 20+ points in the final three games of the year. She has carried that March momentum into this season. Including the three tournament games, Johnson has scored 20+ points in 11 of the past 14 games.

Mikaylah Williams Homecoming

LSU's game against Grambling marked a homecoming in Bossier City for Mikaylah Williams. Over 8,000 people came out as the Parkway High School standout returned to her hometown. Prior to the game, Parkway announced it would retire Williams' No. 12 high school jersey.

Mikaylah Williams Bounces Back After Going Scoreless Against Washington

When Mikaylah Williams went 0-9 against Washington, it marked the first time of the sophomore's career that she held scoreless. In four games since then, she has averaged 20.5 ppg and is shooting 56-percent from the field and 52-percent from three.

Coach Mulkey's WNBA Draft Picks

Player	Year	Team	Round	Pick
Sheila Lambert	2002	Charlotte	1	7
Danielle Crockrom	2002	Utah	1	11
Steffanie Blackmon	2005	Seattle	3	38
Sophia Young	2006	San Antonio	1	4
Bernice Mosby	2007	Washington	1	6
Angela Tisdale	2008	Chicago	3	33
Jessica Morrow	2009	Atlanta	3	27
Britney Griner	2013	Phoenix	1	1
Brooklyn Pope	2013	Chicago	3	28
Odyssey Sims	2014	Tulsa	1	2
Niya Johnson	2016	Atlanta	3	28
Alexis Jones	2017	Minnesota	1	12
Alexis Prince	2017	Phoenix	3	29
Kristy Wallace	2018	Atlanta	2	16
Kalani Brown	2019	Los Angeles	1	7
Chloe Jackson	2019	Chicago	2	15
Lauren Cox	2020	Indiana	1	3
Te'a Cooper	2020	Phoenix	2	18
Juicy Landrum	2020	Connecticut	3	35
Khayla Pointer	2022	Las Vegas	2	13
Faustine Aduwa	2022	Las Vegas	3	35
LaDazhia Williams	2023	Indiana	2	16
Alexis Morris	2023	Connecticut	2	22
Angel Reese	2024	Chicago	1	7

LSU's WNBA Draft Picks

Player	Year	Team	Round	Pick
Elaine Powell	1999	Orlando	4	50
Katrina Hibbert	2000	Seattle	4	57
Marie Ferdinand	2001	Utah	1	8
April Brown	2001	Indiana	4	51
Aiysha Smith	2003	Washington	1	7
DeTrina White	2003	Indiana	2	20
Ke-Ke Tardy	2003	San Antonio	2	25
Doneeka Hodges	2004	Los Angeles	2	25
Temeka Johnson	2005	Washington	1	6
Seimone Augustus	2006	Minnesota	1	1
Scholanda Dorrell	2006	Sacramento	1	14
Sylvia Fowles	2008	Chicago	1	2
Erica White	2008	Houston	2	17
Quianna Chaney	2008	Chicago	2	19
Allison Hightower	2010	Connecticut	2	15
LaSondra Barrett	2012	Washington	1	10
Theresa Plaisance	2014	Tulsa	3	27
Raigyne Moncrief-Louis	2018	Las Vegas	3	25
Khayla Pointer	2022	Las Vegas	2	13
Faustine Aduwa	2022	Las Vegas	3	35
LaDazhia Williams	2023	Indiana	2	16
Alexis Morris	2023	Connecticut	2	22
Angel Reese	2024	Chicago	1	7

Tigers Complete Comeback and Force OT vs. Stanford To Remain Unbeaten

LSU trailed by six points with 40 seconds remaining against Stanford. By Kailyn Gilbert hit a three, Flau'Jae Johnson forced a turnover and Mikaylah Williams hit a turnaround jumper with 4 seconds remaining to force overtime. LSU outscored Stanford by 6 in overtime to win, 94-88. ESPN gave Stanford a 99.8-percent chance of winning in the last minute, but the Tigers found a way.

Williams finished the game with 32 points (12-18, 5-9 3FG) and 9 rebound, hitting big shot after big shot to keep the Tigers alive. Gilbert delivered 25 points (9-12, 1-2 3FG) and 4 assists off the bench. Flau'Jae Johnson scored 21 points (8-20, 3-8 3FG) to give three Tigers 20-point scoring nights. LSU led briefly in the first minute of the game, but then never held the lead again until Williams connected on a three on the first possession of overtime. It was LSU's second down-to-the-wire, comeback win over the past four games. Gilbert hit a scooping layup with six seconds remaining against Washington after LSU trailed the majority of the game.

Historical Offense Against NC Central

Nine Tigers scored in double figures as LSU put up the second most points in program history with 131 against NC Central, two shy of the record set last season against McNeese. LSU pitched a second quarter shutout, 37-0. The Tigers made 49 field, also the second most in program history.

Mulkey Becomes Quickest LSU Coach To 100 Victories

Coach Kim Mulkey is in her fourth season as LSU's head women's basketball coach. She quickly returned LSU to national prominence during her first season, leading the Tigers to a 26-6 record where she led the best turnaround by a first-year SEC coach ever. In her second season, Mulkey led the Tigers to their first ever national championship with a 34-2 record. Last season LSU reached the Elite Eight with a 31-6 record.

With the win over NC Central, Coach Mulkey won her 100th game at LSU in her 114th game, becoming the quickest coach - men's or women's - in school history to reach that mark. Sue Gunter, a pillar of LSU Women's Basketball history, coached 22 seasons at LSU. Gunter cracked 100 wins at LSU during her fifth season coaching in her 129th game. The only other LSU head coach to reach 100 was Nikki Fargas who went 168-116 over 10 seasons.

LSU Passes First Ranked Test Of The Season Against No. 20 NC State

LSU faced its first game against a ranked opponent in the Bahamas against No. 20 NC State, a team that reached the Final Four last season. The Tigers walked away having passed the test with a 82-65 win over the Wolfpack to claim the Baha Mar Pink Flamingo Championship.

Mikaylah Williams, who went 0-9 and was held scoreless for the first time of her career against Washington, bounced back and led LSU against NC State with 24 points on 7-13 (4-7 3FG) shooting. Aneesah Morrow recorded her 7th double-double with 20 points and 15 rebounds. Flau'Jae Johnson battled foul trouble and played her fewest minutes of the season, but finished with 16 points. Kailyn Gilbert came off the bench and was productive with 12 points, 4 rebounds and 4 assists. Shayeann Day-Wilson was also productive off the bench with 7 points, 9 assists and 7 rebounds.

Gilberts Late Buckets Completes LSU Comeback Over Washington

LSU trailed Washington for nearly 35 minutes and survived its worst shooting games of the season (33-percent), but Kailyn Gilbert sliced through two defenders toward the left block and made a left-handed, scooping layup that hung on the rim with one second left to allow the Tigers to complete a 12-point second half comeback and remain undefeated. Sa'Myah Smith and Aneesah Morrow both recorded double-doubles and came down with 17 of LSU's 27 offensive rebounds, helping outscore UW 26-10 on second chance points.

Jersey Wolfenbarger Continues To Grow

Jersey Wolfenbarger, in her first year at LSU after transferring from Arkansas, has shown continued growth through the early part of this season after not playing basketball last season. The 6-5 post player recorded season-highs in back-to-back games with 12 points (4-5) against Troy and then 15 points (7-12) against Tulane, one point shy of a career-high.

Last-Tear Poa Takes Charges

Last-Tear Poa has a knack for getting in the right defensive position to draw charges. Throughout the 2023-24 season the Australian guard drew 31 charges. This year Poa has taken 5 charges. In LSU's win over Troy, she drew four charges, including 3 in the first half.

Second Half Rally Pushes LSU Past Murray State

LSU fell behind Murray State in the second quarter and went into the half trailing by nine points. The Tigers limited the Racers to 14 second half points to get away with a 74-60 win after going into the fourth down by one. Flau'Jae Johnson scored 10 of her 25 points in the fourth quarter, coming up with multiple clutch shots to help LSU take and extend the lead. Aneesah Morrow finished with 10 points and 14 rebounds. Shayeann Day-Wilson had a season-high 8 assists.

LSU's Morrow and Murray State's Katelyn Young

When LSU and Murray State matchup Friday night, two of the top active players in NCAA DI will be on the floor together. LSU's Aneesah Morrow currently leads all active players with 1,264 career rebounds and ranks No. 2 with 2,230 career points. The only player ahead of Morrow in points is MSU's Katelyn Young who has scored 2,350 points throughout her career. Young ranks No. 8 with 1,025 career rebounds. Morrow is in her fourth college season while Young is in her fifth.

Big Day vs. Charleston Southern

In LSU's 117-44 win over Charleston Southern multiple players had big games. Flau'Jae Johnson reached 1,000 career points. Aneesah Morrow had a monster game with 21 points and 20 rebounds. Kailyn Gilbert nearly had a triple double with 14 points, 9 rebounds and 9 assists. Jada Richard earned her first start and had 11 points on 4-4 shooting (3-3 3FG) with 6 assists. Mikaylah Williams dropped in 25 points.

Flau'Jae Johnson Reaches 1,000 Career Points

In the 75th game of her career, Johnson reached the 1,000 point mark. She has been a key scorer for the Tigers since she stepped on campus, winning SEC Freshman of the Year while helping bring LSU its first National Championship. She upped her scoring as a sophomore and has shown through the young portion of this season that she has, once again, brought up her scoring potential.

Stars Shine In Season Opener

LSU stars put on a show in LSU season-opening win over Eastern Kentucky. Flau'Jae Johnson (25), Aneesah Morrow (20) and Mikaylah Williams (18) scored 63 of LSU's 95 points. All three of them also had over five rebounds, including Morrow who had her first double-double with 10 rebounds.

Sa'Myah Smith First Game Back

Seven games into last season, Sa'Myah Smith suffered a season-ending knee injury. She made her return to the court in LSU's season opener, starting the game and having a successful outing with 15 points on 6-7 shooting with 11 rebounds to record her first double-double of the season. She also showed her defensive impact in the paint with three blocks.

50 seasons of LSU Women's Basketball

2024-25 marks the 50th season of LSU Women's Basketball. Here are some noteworthy points throughout the program's history

- In just its second season, LSU played for the 1977 AIAW National Championship
- From 2004-2008 LSU reached 5 consecutive Final Fours. LSU and UConn are the only programs in women's basketball history to ever make at least five straight Final Fours.
- When LSU won its first National Championship in 2023, the Tigers did so by scoring a NCAA Championship Game record 102 points
- LSU is the only WBB program in which three of its head coaches are in the Basketball Hall of Fame (also the only program with three in women's basketball HOF): Kim Mulkey, Van Chancellor and Sue Gunter. Former LSU star and first-year assistant coach Seimone Augustus went in to both Halls of Fame over the summer too.

LSU Returns Three Noteworthy Starters

Not only does LSU return three starters from last year's Elite Eight team, but all three of them earned significant recognition for their contributions last season. Last year Aneesah Morrow was First Team All-SEC with numerous All-America honorable mentions, Flau'Jae Johnson was Second Team All-SEC and Mikaylah Williams was the SEC Freshman of the Year.

In addition to those three, the Tigers also bring back two other players who have received conference recognition. Sa'Myah Smith was a key piece on LSU's national championship roster who was a 2023 SEC All-Freshman selection. She played in seven games last season (11.7 ppg, 7.6 rpg), starting six, before suffering a season-ending knee injury. She is healthy and ready for a full return this season as a redshirt sophomore. Aalyah Del Rosario was a 2024 SEC All-Freshman selection.

Morrow Active Stats

Aneesah Morrow enters her senior season with some of the most impressive stats among active players across NCAA DI. A scoring and rebounding beast who recorded 21 double-doubles last season Morrow is towards the top of the charts among active scorers and rebounders. Going into her final season, she ranks No. 1 actively with 1,229 career rebound and No. 3 with 2,178 career points. The two players ahead of her in career scoring are both entering the fifth season while Morrow is entering her fourth.

Back-to-back SEC Freshman of the Year

Flau'Jae Johnson was the SEC Freshman of the Year in 2023 and Mikaylah Williams was the SEC Freshman of the Year in 2024. It marked the third time in conference history that a team had players win the award in back-to-back seasons and the first time since 2014 and 2015 (South Carolina). No program has ever had a player win the award in three straight seasons.

Sa'Myah Smith Returns

Smith looked poised for a breakout season last year through the first seven games of LSU's season after being a key piece her freshman year when LSU claimed the national title. She had two games scoring 21 points and two games grabbing 11 rebounds, but in LSU's seventh game, playing in Cayman Island, Smith went down with a season-ending knee injury. She underwent a successful surgery and successful rehab process to be ready to go for this season, looking to get back to where she was before the injury. Smith received a medical redshirt and will enter this year as a redshirt junior.

Flau'Jae Johnson's Multifaceted Stardom

Entering her junior season, Flau'Jae Johnson has seen her profile grow astronomically since she came to LSU. Along with showing talent on the basketball floor she is also a talented rapper. The 2023 SEC Freshman of the Year and National Champions and 2024 Second Team All-SEC hooper saw her music brand pop over the summer in which she featured Lil Wayne on one of her songs. The video for "Came Out A Beast" has over 2-million views on YouTube and it is featured as on the NFL's songs of the season which can be heard on Sunday's leading games into commercial breaks. She was also named the BET's inaugural Culture Class over the summer, featuring prominent figures across entertainment.

LSU's Five Newcomers

LSU enters the 2023-24 season with increased depth at the guard position. With transfer additions Shayeann Day-Wilson, Kailyn Gilbert and Mjracle Sheppard along with freshman Jada Richard, LSU figures to be quicker and more versatile at guard. LSU also brought in 6-5 transfer Jersey Wolfenbarger to give the Tigers more size inside the paint.

Kailyn Gilbert | Junior | Guard

Gilbert previously spent two seasons at Arizona. From her freshman season to her sophomore season, Gilberts scoring jumped from 4.9 points per game to 15.1 points per game. In two seasons she accumulated 88 total assists and like her scoring took a big jump, Gilberts' assists per game more than doubled from her first season to second.

Mjracle Sheppard | Sophomore | Guard (Pronounced like Miracle)

Sheppard came to LSU after spending her freshman season at Mississippi State where her defense helped lead a Bulldog's upset win over LSU in Starkville. She averaged 5.1 points and 21 assists per game with 48 total steals, including 3+ steals in six games with a career-high of 7.

Shayeann Day-Wilson | Senior | Guard

Day-Wilson most recently played at Miami, but spent two seasons at Duke before that. Throughout her career, Day-Wilson has scored in double-figures 68 games. Last year in a double-overtime game she scored a career-high 27 points with 5-11 made threes. She also tallied 5+ assists in six games and figures to slot in as a point guard for the Tigers.

Jada Richard | Freshman | Guard

Jada Richard did not play heavily on the AAU circuit, but her production in high school speaks for itself to show her elite talent. In four seasons at Lafayette Christian Academy, Richard won four state championship. She was twice named the MVP of the state championship game. She scored 2,896 point throughout her prep career and was named the 2024 Gatorade Louisiana Player of the Year.

Jersey Wolfenbarger | Junior | Forward

A former McDonald's All-America, Wolfenbarger played two seasons at Arkansas before sitting last year out when she decided to enter the portal. She played in 65 games at Arkansas, averaging 5.6 points and 3.8 rebounds per game. The 6-5 forward will give LSU increased size and versatility in the post.

Assistant Coach Seimone Augustus

In May, Coach Kim Mulkey announced the addition of Seimone Augustus as an assistant coach at LSU. Augustus led LSU to national relevance as one of the best teams in the nation during her playing days at LSU. She brought the Tigers to three consecutive Final Fours – beginning a stretch of five consecutive LSU Final Four appearances – before becoming the No. 1 overall pick in the 2006 WNBA Draft. She went on to win four WNBA titles and three Olympic Gold Medals with Team USA.

In 2010 Augustus became the first female student-athlete in LSU to have her jersey retired and in 2023 she became the first female student-athlete in school history to receive a statue on campus.

Halls of Seimone - Four Halls of Fame In Six Months

Seimone Augustus got her flowers during a six month stretch throughout 2024 in which she entered four Halls of Fame – East Baton Rouge Parish, Louisiana Sports, Women's Basketball and Naismith. The final enshrinement came at Naismith in which she opened her speech by singing Callin' Baton Rouge and went on to deliver a memorable speech in which recited an Ode to Louisiana Basketball that she wrote.

Fourth Straight Season LSU Ranked Inside Top-10

LSU enters the 2023-24 season ranked No. 7 in both the AP and Coaches polls. It will mark the fourth consecutive season in which the Tigers have been ranked inside the top-10 at any point throughout three consecutive seasons. LSU peaked each of the past years holding the No. 1 spot to end the 2022-23 season and to begin the 2023-24 season. In Mulkey's first season leading LSU in 2021-22 the Tigers' best ranking was No. 6. The streak of three consecutive seasons with time spent inside the top-10 is tied for the second longest in program history. LSU also had four straight seasons with top-10 rankings from 1983-87 and in six straight seasons from 2002-08 LSU spent time in the top-10.

Emphasis on Defensive "Kills" and other Defensive Benchmarks

One of LSU's main defensive goals in games is to get what the team calls defensive kills. A kill is when LSU gets three consecutive stops on the defensive end and the Tigers's goal is to have eight kills per game. Another big defensive goal for the Tigers is to hold opponents to shooting 39.9-percent from the field or lower. Two other points of emphasis on defense for LSU are points in the paint and free-throw attempts; the goal for those can vary depending on who LSU is playing and what their style of play is.

20 Win Seasons For Kim Mulkey

In Coach Mulkey's 24 seasons as a head coach and her teams have won 20+ games every year of her career. Spending 15 seasons as an assistant at LA Tech, she has won 20+ games in all but on season in her 39-year coaching career. Mulkey won 30+ games in all four seasons that she was a player at Louisiana Tech.

A PMAC Record Season Attendance

In each of Coach Mulkey's first three seasons as LSU's head coach, a season-long attendance record has been set in the PMAC for women's basketball:

2021-22: 112,983

2022-23: 148,468

2023-24: 220,932

The final home regular season game in the 2022-23 season against Mississippi had an attendance of 15,721, setting the record for the largest PMAC crowd ever, regardless of sport.

Kim Mulkey Becomes Quickest Coach To 700 Wins

LSU's win over Virginia Tech during the 2023-24 season marked Coach Kim Mulkey's 700th career victory. Doing so in 813 games as a head coach, Mulkey became the quickest in men's or women's DI history to reach 700 career wins. Geno Auriemma currently is the quickest on the women's side; it took him 22 games. Adolph Rupp leads on the men's side, reaching 700 in 836 games. Mulkey will likely become the third coach to reach the 700 win mark in less than 900 games.

A History Of Australian Players at LSU

In joining LSU prior to the 2022-23 season, Last-Tear Poa (Melbourne) became the seventh LSU Women's Basketball player from Australia, joining a list of great Australian basketball players for the Tigers. Three Australians rank in the Top-10 for the most points in school history. Julie Gross' (Tatura) 2,488 career points rank 3rd all-time in program history and she is one of just five Tigers with over 2,000 career points while Maree Jackson's (Albury) 1,852 career points rank 7th and Katrina Hibbert's (Melbourne) 1,695 career points rank No. 9 on LSU's all-time scoring list. With 1,466 career rebounds, Gross also ranks second in program history for career rebounds. Gross and Jackson were also the pillars on the only LSU Women's team to reach a postseason championship game, leading the Tigers to the 1977 AIAW Championship game as one of the most dominant center-forward combos in program history. Sharna Ayres (Melbourne), Alliyah Fareo (Sydney) and Louise Klaffer (Adelaide) are the three other players from Australia to play at LSU.

A Special Australia To LSU Connection

During her club days in Australia, Last-Tear Poa played club basketball for former LSU Australian star Katrina Hibbert.

A Position Focused On NIL

As the era of Name, Image, and Likeness continues to evolve within collegiate athletics, head coach Kim Mulkey announced on the one-year anniversary of NIL, that Jennifer Roberts would take on a first-of-its-kind role in women's college basketball as LSU Women's Basketball's Director of Player Personnel and Influence. In this role, Roberts helps players within the program develop their personal brands, make informed decisions, and maximize their NIL opportunities. Roberts works closely with the NILSU staff to enhance branding opportunities and to ensure each women's basketball player at LSU has the opportunity to grow their brands to the fullest potential.

A LSU Collection Of Hall of Fame Coaches

LSU is the only women's basketball program with three coaches in the Naismith Basketball Hall of Fame. Sue Gunter was inducted in the Class of 2005, Van Chancellor in the Class of 2007 and Kim Mulkey in the Class of 2020. Gunter coached for 22 seasons (1982-2004) at LSU and put together a 442-221 record. She led LSU 14 NCAA Tournaments, including its first Final Four in her final season. Chancellor coached at LSU from 2007-11 and compiled a 90-40 record. He was also the head coach of the first WNBA Dynasty in the Houston Comets where he earned three WNBA Coach of the Year honors and won the league's first four titles. Although she was a part of the 2020 class, Mulkey was not inducted into the Naismith Hall of Fame until May 2021 (due to COVID), just a month after being named the head coach at LSU. In her first season in Baton Rouge, she led the greatest turnaround by a first-year head coach in SEC history and earned her third AP National Coach of the Year award. Geno Auriemma, Muffet McGraw and Mulkey are the only three coaches with three AP National Coach of the Year honors.

The Dream Team

The Dream Team is the LSU Women's Basketball practice team that is comprised of male students at LSU. The Dream Team is designed to go up against the Tigers every day in practice to help push the team while allowing practices to run efficiently

Fast Break Club

The Fast Break Club is the LSU Women's Basketball Booster Club that is designed to help the Tigers achieve both on and off the court. It gives fans an opportunity to feel like they are apart of the program with monthly luncheons during the season that Coach Mulkey speaks at. The Fast Break Club has over 200 members already and is still growing in Coach Mulkey's first season leading the Tiger.

2024-25 Season and Career Breakdown

Season Breakdown

	10+	20+	30+	40+	10+	20+	5+	10+	DBL	TRP
Player	PTS	PTS	PTS	PTS	REBS	REBS	ASTS	ASTS	DBL	DBL
Bartlett	--	--	--	--	--	--	--	--	--	--
Besselman	--	--	--	--	--	--	--	--	--	--
Day-Wilson	--	--	--	--	--	--	6	--	--	--
Del Rosario	--	--	--	--	--	--	--	--	--	--
Gilbert	12	3	--	--	--	--	1	--	--	--
Johnson	28	15	--	--	4	--	5	--	4	--
Morrow	26	13	--	--	24	4	--	--	24	--
Poa	1	--	--	--	--	--	6	--	--	--
Richard	2	--	--	--	--	--	1	--	--	--
Sheppard	2	--	--	--	--	--	--	--	--	--
Smith	4	--	--	--	3	--	--	--	3	--
Williams	26	8	1	--	--	--	9	--	--	--
Wolfenbarger	7	--	--	--	2	--	--	--	2	--

Season Highs

PTS	ASTS	REB	3PM	FGM	FTM	STL	BLK
6	--	3	--	2	2	1	--
--	--	--	--	--	--	--	--
6	9	5	2	4	1	4	--
9	--	8	--	4	3	1	3
25	9	9	1	9	6	6	--
27	6	12	3	10	9	3	2
24	3	21	--	10	7	5	1
12	5	2	3	--	1	--	--
11	6	1	3	4	--	1	--
11	2	7	--	5	4	7	--
15	4	15	--	6	3	3	4
37	7	9	7	12	7	4	2
18	1	15	--	7	4	1	2

Career Breakdown

	10+	20+	30+	40+	10+	20+	5+	10+	DBL	TRP
Player	PTS	PTS	PTS	PTS	REBS	REBS	ASTS	ASTS	DBL	DBL
Bartlett	--	--	--	--	--	--	--	--	--	--
Besselman	--	--	--	--	--	--	--	--	--	--
Day-Wilson	56	6	--	--	--	--	21	--	--	--
Del Rosario	4	1	--	--	2	--	--	--	1	--
Gilbert	38	11	--	--	4	--	3	--	4	--
Johnson	79	29	--	--	11	--	11	--	9	--
Morrow	123	68	12	3	99	7	4	--	98	--
Poa	5	--	--	--	--	1	12	--	--	--
Richard	2	--	--	--	--	--	1	--	--	--
Sheppard	5	--	--	--	--	--	3	--	--	--
Smith	13	2	--	--	7	--	--	--	5	--
Williams	52	15	2	1	1	--	13	--	1	--
Wolfenbarger	21	--	--	--	5	--	--	--	4	--

Career Highs

PTS	ASTS	REB	3PM	FGM	FTM	STL	BLK
8	1	5	--	3	4	2	4
2	--	2	--	1	--	2	1
27	9	8	8	10	9	4	1
27	2	10	--	10	7	2	4
26	9	12	4	10	8	5	--
27	6	15	5	11	10	6	4
45	6	27	6	18	10	9	6
14	8	6	3	3	8	6	2
11	6	1	3	4	--	1	--
14	9	7	1	6	6	7	2
21	4	15	1	9	6	3	5
42	7	11	7	15	7	4	2
18	4	15	3	7	5	3	4

Notable Single-Game Performance

Aneesah Morrow	vs. Charleston Southern (11/12/24)
Kailyn Gilbert	vs. Charleston Southern (11/12/24)
Last-Tear Poa	vs. Troy (11/18/24)
Aneesah Morrow	vs. Washington (11/25/24)
Mikaylah Williams	vs. Stanford (12/5/24)
Jersey Wolfenbarger	vs. Louisiana-Lafayette
Aneesah Morrow	at #17 Tennessee

20/20 Performance
Near triple-double
Poa Takes Charges
80th Career Double-Double
OT Forcing Bucket In Comeback
Both Career Highs
20/20 Performance

21 points, 20 rebounds
14 points, 9 assists, 9 rebounds
4 charges taken
19 points, 13 rebounds
32 points, 9 rebounds
19 points, 15 rebounds
23 points, 21 rebounds

LSU Specialty Stats

Opponent	Points off turnovers	Points in paint	Second Chance Points	Fast Break Points	Bench Points
Eastern Kentucky	25	38	12	20	11
Northwestern St.	41	54	19	32	32
Charleston Southern	30	56	23	28	35
Murray St.	22	20	9	21	10
Troy	30	40	16	28	34
Tulane	16	46	16	17	20
Washington	16	38	26	6	14
#20 NC State	16	28	13	11	22
N.C. Central	53	78	38	31	65
Stanford	14	22	13	15	25
Grambling	26	58	31	30	30
Louisiana-Lafayette	20	36	22	15	24
Seton Hall	19	38	12	14	20
at UIC	28	34	18	10	20
UAlbany	17	46	30	23	19
at Arkansas	24	44	24	36	41
Auburn	20	44	6	14	28
at #17 Tennessee	13	60	24	34	26
Vanderbilt	21	44	17	13	9
at Florida	35	40	17	26	11
at No. 2 South Carolina	8	32	22	6	2
Texas A&M	23	26	18	14	14
No 13 Oklahoma	22	28	20	21	13
Mississippi State	23	40	12	11	7
at Missouri	21	24	20	3	21
#19 Tennessee	24	30	16	16	36
at #3 Texas	9	24	14	3	5
Georgia	20	34	21	10	16
Total/Average	628/22.4	1,102/39.4	529/18.9	508/18.1	630/22.5

Opponent Specialty Stats

Opponent	Points off turnovers	Points in paint	Second Chance Points	Fast Break Points	Bench Points
Eastern Kentucky	12	24	10	9	11
Northwestern St.	8	10	8	3	6
Charleston Southern	11	12	2	7	18
Murray St	10	26	4	14	6
Troy	23	34	15	14	25
Tulane	6	26	9	10	10
Washington	17	30	10	0	0
#20 NC State	18	18	9	5	6
N.C. Central	4	20	12	6	17
Stanford	7	42	6	8	9
Grambling	18	28	7	16	30
Louisiana-Lafayette	12	12	7	8	7
Seton Hall	7	18	22	0	4
at UIC	10	26	10	10	31
UAlbany	7	22	3	2	10
at Arkansas	15	24	10	2	7
Auburn	23	30	11	9	27
at #17 Tennessee	13	30	14	25	15
Vanderbilt	17	32	6	17	4
at Florida	9	24	13	12	5
at No. 2 South Carolina	22	34	16	6	31
Texas A&M	17	16	8	4	17
No. 13 Oklahoma	25	46	13	24	27
Mississippi State	19	36	11	2	33
at Missouri	9	20	3	7	5
#19 Tennessee	13	42	11	7	6
at #3 Texas	13	22	6	12	20
Georgia	6	36	11	4	2
Total/Average	381/13.6	740/26.4	267/9.5	226/8.1	389/13.9



2024-25 LSU Women's Basketball Combined Team Statistics All games

Page 1/1
as of Feb 21, 2025

Game Records

Record	Overall	Home	Away	Neutral
ALL GAMES	26-2	17-0	5-2	4-0
CONFERENCE	11-2	7-0	4-2	0-0
NON-CONFERENCE	15-0	10-0	1-0	4-0

Score by Periods

Team	1st	2nd	3rd	4th	OT	TOT
LSU	574	611	630	581	14	2410
Opponents	456	390	457	482	8	1793

Team Box Score

No.	Player				Total		3-Point		F-Throw		Rebounds													
		GP-GS	MIN	AVG	FG-FGA	FG%	3FG-3FGA	3FG%	FT-FTA	FT%	OFF	DEF	TOT	AVG	PF	DQ	A	TO	BLK	STL	PTS	AVG		
4	JOHNSON, Flau'Jae	28-28	896:11	32.0	206-435	.474	41-110	.373	94-115	.817	60	95	155	5.5	76	1	69	77	24	47	547	19.5		
24	MORROW, Aneesah	27-27	909:09	33.7	187-380	.492	7-25	.280	108-145	.745	145	244	389	14.4	55	1	38	56	14	67	489	18.1		
12	WILLIAMS, Mikaylah	28-28	876:52	31.3	174-375	.464	52-139	.374	71-79	.899	28	94	122	4.4	56	1	89	66	9	36	471	16.8		
16	GILBERT, Kailyn	28-0	537:13	19.2	106-252	.421	19-53	.358	49-58	.845	26	54	80	2.9	32	0	49	42	1	28	280	10.0		
5	SMITH, Sa'Myah	27-19	518:21	19.2	60-105	.571	0-0	.000	31-47	.660	62	95	157	5.8	53	1	15	23	40	18	151	5.6		
8	WOLFENBARGER, Jersey	28-9	422:00	15.1	62-98	.633	0-0	.000	31-54	.574	54	62	116	4.1	43	1	4	29	20	21	155	5.5		
50	DAY-WILSON, Shayeann	23-18	565:46	24.6	28-114	.246	8-49	.163	11-23	.478	6	45	51	2.2	54	0	84	43	0	29	75	3.3		
1	SHEPPARD, Mjracle	21-0	218:37	10.4	26-65	.400	0-1	.000	16-23	.696	19	27	46	2.2	24	0	8	12	2	18	68	3.2		
30	RICHARD, Jada	24-1	185:31	7.7	27-64	.422	11-31	.355	10-14	.714	1	10	11	0.5	20	0	20	14	0	9	75	3.1		
13	POA, Last-Tear	21-9	275:29	13.1	10-37	.270	4-18	.222	22-31	.710	5	11	16	0.8	35	0	42	27	1	6	46	2.2		
23	DEL ROSARIO, Aalyah	21-0	141:37	6.7	15-39	.385	0-0	.000	12-23	.522	19	30	49	2.3	33	1	2	10	8	2	42	2.0		
2	BARTLETT, Amani	14-1	78:14	5.6	4-7	.571	0-0	.000	3-6	.500	9	9	18	1.3	6	0	0	4	0	1	11	0.8		
Team											68	41	109					7						
Total		28	5625		905-1971	.459	142-426	.333	458-618	.741	502	817	1319	47.1	487	6	420	410	119	282	2410	86.1		
Opponents		28	5622		649-1776	.365	175-643	.272	320-465	.688	342	621	963	34.4	555	17	323	514	92	206	1793	64.0		

Team Statistics

	LS	OPP
Scoring	2410	1793
Points per game	86.1	64.0
Scoring margin	+22.0	-
Field goals-att	905-1971	649-1776
Field goal pct	.459	.365
3 point fg-att	142-426	175-643
3-point FG pct	.333	.272
3-pt FG made per game	5.1	6.3
Free throws-att	458-618	320-465
Free throw pct	.741	.688
F-Throws made per game	16.4	11.4
Rebounds	1319	963
Rebounds per game	47.1	34.4
Rebounding margin	+12.7	-
Assists	420	323
Assists per game	15.0	11.5
Turnovers	410	514
Turnovers per game	14.6	18.4
Turnover margin	+3.7	-
Assist/turnover ratio	1.0	0.6
Steals	282	206
Steals per game	10.1	7.4
Blocks	119	92
Blocks per game	4.3	3.3
Winning streak	1	-
Home win streak	17	-
Attendance	180984	57580
Home games-Avg/Game	17-10646	7-8226
Neutral site-Avg/Game	-	4-4143

Team Results

Date	Opponent		Score	Att.
11/04/2024	Eastern Ky.	W	95-44	9822
11/08/2024	Northwestern St.	W	95-36	10226
11/12/2024	Charleston So.	W	117-44	11095
11/15/2024	Murray St.	W	74-60	10181
11/18/2024	Troy	W	98-59	9735
11/20/2024	Tulane	W	85-74	10005
11/25/2024	vs Washington	W	68-67	297
11/27/2024	vs NC State	W	82-65	327
12/01/2024	N.C. Central	W	131-44	10245
12/05/2024	Stanford	Wot	94-88	10317
12/08/2024	vs Grambling	W	100-54	8299
12/15/2024	Louisiana	W	85-57	11328
12/17/2024	vs Seton Hall	W	91-64	7650
12/19/2024	at UIC	W	91-73	4322
12/29/2024	UAlbany	W	83-61	12171
01/02/2025	at Arkansas	W	98-64	3985
01/05/2025	Auburn	W	73-63	11302
01/09/2025	at Tennessee	W	89-87	10220
01/13/2025	Vanderbilt	W	83-77	10201
01/19/2025	at Florida	W	80-63	6568
01/24/2025	at South Carolina	L	56-66	18000
01/26/2025	Texas A&M	W	64-51	11061
01/30/2025	Oklahoma	W	107-100	10637
02/02/2025	Mississippi St.	W	81-67	11275
02/06/2025	at Missouri	W	71-60	3943
02/09/2025	Tennessee	W	82-77	11154
02/16/2025	at Texas	L	58-65	10542
02/20/2025	Georgia	W	79-63	10229



2024-25 LSU Women's Basketball Combined Team Statistics In Conference games

Page 1/1
as of Feb 21, 2025

Game Records

Record	Overall	Home	Away	Neutral
ALL GAMES	11-2	7-0	4-2	0-0
CONFERENCE	11-2	7-0	4-2	0-0
NON-CONFERENCE	0-0	0-0	0-0	0-0

Score by Periods

Team	1st	2nd	3rd	4th	OT	TOT
LSU	237	262	275	247	0	1021
Opponents	215	192	231	265	0	903

Team Box Score

No.	Player				Total		3-Point		F-Throw		Rebounds								PTS	AVG
		GP-GS	MIN	AVG	FG-FGA	FG%	3FG-3FGA	3FG%	FT-FTA	FT%	OFF	DEF	TOT	AVG	PF	DQ	A	TO	BLK	STL
4	JOHNSON, Flau'Jae	13-13	425:40	32.7	90-209	.431	18-52	.346	41-48	.854	28	34	62	4.8	37	0	24	34	9	24
24	MORROW, Aneesah	12-12	435:02	36.3	82-182	.451	2-14	.143	47-65	.723	70	105	175	14.6	33	1	17	28	5	27
12	WILLIAMS, Mikaylah	13-13	435:21	33.5	83-179	.464	25-67	.373	33-38	.868	16	37	53	4.1	25	1	45	34	3	14
16	GILBERT, Kailyn	13-0	227:09	17.5	46-122	.377	11-32	.344	18-21	.857	9	17	26	2.0	9	0	14	12	0	6
5	SMITH, Sa'Myah	12-9	241:35	20.1	19-40	.475	0-0	.000	10-18	.556	26	39	65	5.4	27	1	3	11	22	6
8	WOLFENBARGER, Jersey	13-5	162:42	12.5	18-30	.600	0-0	.000	13-25	.520	22	24	46	3.5	19	1	1	12	7	12
1	SHEPPARD, Mjracle	13-0	139:13	10.7	18-44	.409	0-0	.000	7-9	.778	13	15	28	2.2	17	0	2	8	2	7
30	RICHARD, Jada	10-0	54:40	5.5	9-25	.360	4-15	.267	4-6	.667	0	2	2	0.2	6	0	5	5	0	5
50	DAY-WILSON, Shayeann	13-10	311:43	24.0	10-50	.200	2-19	.105	9-15	.600	1	22	23	1.8	28	0	43	28	0	17
13	POA, Last-Tear	9-3	97:04	10.8	4-12	.333	4-8	.500	3-4	.750	2	5	7	0.8	12	0	13	14	0	2
23	DEL ROSARIO, Aalyah	10-0	54:29	5.4	5-13	.385	0-0	.000	0-2	.000	6	6	12	1.2	14	1	1	3	2	0
2	BARTLETT, Amani	3-0	15:23	5.1	1-2	.500	0-0	.000	0-0	.000	2	1	3	1.0	1	0	0	0	0	0
Team											39	23	62					4		
Total		13	2600		385-908	.424	66-207	.319	185-251	.737	234	330	564	43.4	228	5	168	193	50	120
Opponents		13	2597		329-809	.407	75-250	.300	170-235	.723	162	310	472	36.3	243	6	159	231	50	97

Team Statistics

	LS	OPP
Scoring		
Points per game	1021	903
Scoring margin	78.5	69.5
Field goals-att	385-908	329-809
Field goal pct	.424	.407
3 point fg-att		
3-point FG pct	66-207	75-250
3-pt FG made per game	.319	.300
Free throws-att	185-251	170-235
Free throw pct	.737	.723
F-Throws made per game	14.2	13.1
Rebounds		
Rebounds per game	564	472
Rebounding margin	43.4	36.3
Assists	168	159
Assists per game	12.9	12.2
Turnovers		
Turnovers per game	193	231
Turnover margin	14.8	17.8
Assist/turnover ratio	+2.9	-
Steals	120	97
Steals per game	9.2	7.5
Blocks		
Blocks per game	50	50
Winning streak	3.8	3.8
Home win streak	1	-
Attendance	7	-
Home games-Avg/Game	75859	53258
Neutral site-Avg/Game	7-10837	6-8876
	-	0-0

Team Results

Date	Opponent		Score	Att.
01/02/2025	at Arkansas	W	98-64	3985
01/05/2025	Auburn	W	73-63	11302
01/09/2025	at Tennessee	W	89-87	10220
01/13/2025	Vanderbilt	W	83-77	10201
01/19/2025	at Florida	W	80-63	6568
01/24/2025	at South Carolina	L	56-66	18000
01/26/2025	Texas A&M	W	64-51	11061
01/30/2025	Oklahoma	W	107-100	10637
02/02/2025	Mississippi St.	W	81-67	11275
02/06/2025	at Missouri	W	71-60	3943
02/09/2025	Tennessee	W	82-77	11154
02/16/2025	at Texas	L	58-65	10542
02/20/2025	Georgia	W	79-63	10229



**2024-25 LSU Women's Basketball
Team Game-by-Game
All games**

Page 1/1
as of Feb 21, 2025

				Total		3-Pointers		Free throws		Rebounds											
Opponent	Date	Score		FG-FGA	PCT	3FG-3FGA	PCT	FT-FTA	PCT	OFF	DEF	TOT	AVG	PF	A	TO	BLK	STL	PTS	AVG	
Eastern Ky.	11/04/2024	95-44	W	38-65	.585	5-11	.455	14-20	.700	11	38	49	49.0	13	13	17	5	9	95	95.0	
Northwestern St.	11/08/2024	95-36	W	39-74	.527	4-15	.267	13-18	.722	16	34	50	49.5	20	13	13	8	21	95	95.0	
Charleston So.	11/12/2024	117-44	W	46-78	.590	7-13	.538	18-25	.720	25	41	66	55.0	19	23	14	5	6	117	102.3	
Murray St.	11/15/2024	74-60	W	28-64	.438	6-19	.316	12-18	.667	11	31	42	51.8	17	18	15	5	12	74	95.3	
Troy	11/18/2024	98-59	W	31-64	.484	4-11	.364	32-44	.727	16	38	54	52.2	22	19	21	2	11	98	95.8	
Tulane	11/20/2024	85-74	W	34-80	.425	3-16	.188	14-17	.824	19	35	54	52.5	17	21	14	6	7	85	94.0	
vs Washington	11/25/2024	68-67	W	25-76	.329	3-19	.158	15-21	.714	27	23	50	52.1	14	14	13	0	9	68	90.3	
vs NC State	11/27/2024	82-65	W	29-55	.527	7-14	.500	17-20	.850	12	32	44	51.1	16	15	21	4	6	82	89.3	
N.C. Central	12/01/2024	131-44	W	49-87	.563	5-11	.455	28-39	.718	27	31	58	51.9	19	18	8	9	23	131	93.9	
Stanford	12/05/2024	94-88	Wot	36-79	.456	10-25	.400	12-18	.667	11	26	37	50.4	20	21	4	0	11	94	93.9	
vs Grambling	12/08/2024	100-54	W	38-78	.487	3-10	.300	21-26	.808	27	37	64	51.6	18	18	20	8	10	100	94.5	
Louisiana	12/15/2024	85-57	W	27-57	.474	1-5	.200	30-41	.732	16	37	53	51.8	19	10	21	7	13	85	93.7	
vs Seton Hall	12/17/2024	91-64	W	36-67	.537	9-20	.450	10-13	.769	11	30	41	50.9	15	17	13	4	8	91	93.5	
at UIC	12/19/2024	91-73	W	32-67	.478	8-17	.471	19-26	.731	16	24	40	50.1	17	20	13	5	8	91	93.3	
UAlbany	12/29/2024	83-61	W	32-72	.444	1-13	.077	18-21	.857	23	30	53	50.3	13	12	10	1	8	83	92.6	
at Arkansas	01/02/2025	98-64	W	39-78	.500	9-23	.391	11-13	.846	21	27	48	50.2	11	21	17	6	14	98	92.9	
Auburn	01/05/2025	73-63	W	30-54	.556	0-6	.000	13-17	.765	7	24	31	49.1	15	10	16	3	7	73	91.8	
at Tennessee	01/09/2025	89-87	W	38-77	.494	1-8	.125	12-14	.857	16	30	46	48.9	14	10	14	1	7	89	91.6	
Vanderbilt	01/13/2025	83-77	W	34-71	.479	3-9	.333	12-18	.667	21	24	45	48.7	20	13	17	5	8	83	91.2	
at Florida	01/19/2025	80-63	W	31-72	.431	4-15	.267	14-23	.609	14	24	38	48.2	16	11	9	4	11	80	90.6	
at South Carolina	01/24/2025	56-66	L	23-77	.299	3-14	.214	7-9	.778	28	23	51	48.3	19	10	17	2	8	56	89.0	
Texas A&M	01/26/2025	64-51	W	23-72	.319	3-20	.150	15-20	.750	30	22	52	48.5	20	10	12	5	10	64	87.8	
Oklahoma	01/30/2025	107-100	W	36-69	.522	12-26	.462	23-32	.719	14	24	38	48.0	26	22	19	1	8	107	88.7	
Mississippi St.	02/02/2025	81-67	W	30-74	.405	9-20	.450	12-18	.667	17	31	48	48.0	15	14	16	7	8	81	88.3	
at Missouri	02/06/2025	71-60	W	23-59	.390	7-15	.467	18-24	.750	16	24	40	47.7	17	11	14	3	9	71	87.6	
Tennessee	02/09/2025	82-77	W	28-73	.384	6-17	.353	20-22	.909	15	26	41	47.4	20	14	13	6	8	82	87.4	
at Texas	02/16/2025	58-65	L	21-63	.333	3-12	.250	13-19	.684	16	28	44	47.3	22	7	19	3	9	58	86.3	
Georgia	02/20/2025	79-63	W	29-69	.420	6-22	.273	15-22	.682	19	23	42	47.1	13	15	10	4	13	79	86.1	
Total		2410		905-1971	.459	142-426	.333	458-618	.741	502	817	1319	47.1	487	420	410	119	282	2410	86.1	
Opponents		1793		649-1776	.365	175-643	.272	320-465	.688	342	621	963	34.4	555	323	514	92	206	1793	64.0	

LSU Averages

Games Played	Points/game	FG Pct	3FG Pct	FT Pct	Rebounds/game	Assists/game	Turnovers/game	Assist/Turnover ratio	Steals/game	Blocks/game
28	86.1	45.9	33.3	74.1	47.1	15.0	14.6	1.0	10.1	4.3



2024-25 LSU Women's Basketball
Opponents Game-by-Game
All games

Page 1/1
as of Feb 21, 2025

				Total		3-Pointers		Free throws		Rebounds											
Opponent	Date	Score		FG-FGA	PCT	3FG-3FGA	PCT	FT-FTA	PCT	OFF	DEF	TOT	AVG	PF	A	TO	BLK	STL	PTS	AVG	
Eastern Ky.	11/04/2024	95-44	W	18-69	.261	6-31	.194	2-5	.400	12	19	31	31.0	21	10	21	0	10	44	44.0	
Northwestern St.	11/08/2024	95-36	W	11-59	.186	5-32	.156	9-12	.750	14	21	35	33.0	16	7	28	3	4	36	40.0	
Charleston So.	11/12/2024	117-44	W	16-66	.242	4-31	.129	8-13	.615	11	12	23	29.7	20	8	17	5	4	44	41.3	
Murray St.	11/15/2024	74-60	W	20-58	.345	6-28	.214	14-17	.824	7	28	35	31.0	16	8	19	0	9	60	46.0	
Troy	11/18/2024	98-59	W	23-73	.315	3-16	.188	10-20	.500	14	25	39	32.6	36	10	22	3	16	59	48.6	
Tulane	11/20/2024	85-74	W	27-73	.370	10-29	.345	10-17	.588	14	26	40	33.8	22	11	13	6	4	74	52.8	
vs Washington	11/25/2024	68-67	W	26-59	.441	8-27	.296	7-10	.700	10	28	38	34.4	18	14	18	5	8	67	54.9	
vs NC State	11/27/2024	82-65	W	23-64	.359	9-26	.346	10-13	.769	10	14	24	33.1	13	12	13	3	8	65	56.1	
N.C. Central	12/01/2024	131-44	W	15-61	.246	4-24	.167	10-23	.435	20	15	35	33.3	27	7	33	3	3	44	54.8	
Stanford	12/05/2024	94-88	Wot	31-66	.470	9-30	.300	17-21	.810	8	34	42	34.2	15	13	15	2	2	88	58.1	
vs Grambling	12/08/2024	100-54	W	20-68	.294	4-17	.235	10-17	.588	14	16	30	33.8	22	13	16	5	12	54	57.7	
Louisiana	12/15/2024	85-57	W	22-62	.355	7-21	.333	6-14	.429	7	15	22	32.8	32	10	20	0	12	57	57.7	
vs Seton Hall	12/17/2024	91-64	W	22-71	.310	8-34	.235	12-13	.923	19	22	41	33.5	17	11	15	1	6	64	58.2	
at UIC	12/19/2024	91-73	W	25-62	.403	11-24	.458	12-16	.750	12	17	29	33.1	18	18	19	5	8	73	59.2	
UAlbany	12/29/2024	83-61	W	21-56	.375	6-23	.261	13-19	.684	8	19	27	32.7	19	12	14	1	3	61	59.3	
at Arkansas	01/02/2025	98-64	W	24-67	.358	8-26	.308	8-8	1.000	15	17	32	32.7	15	8	21	2	9	64	59.6	
Auburn	01/05/2025	73-63	W	26-60	.433	5-13	.385	6-11	.545	11	18	29	32.5	18	9	16	1	6	63	59.8	
at Tennessee	01/09/2025	89-87	W	32-76	.421	11-31	.355	12-16	.750	15	23	38	32.8	14	18	12	2	6	87	61.3	
Vanderbilt	01/13/2025	83-77	W	27-57	.474	5-14	.357	18-22	.818	7	18	25	32.4	19	12	16	2	9	77	62.2	
at Florida	01/19/2025	80-63	W	22-58	.379	5-17	.294	14-18	.778	14	30	44	33.0	18	11	24	4	4	63	62.2	
at South Carolina	01/24/2025	56-66	L	23-62	.371	2-13	.154	18-26	.692	15	24	39	33.2	12	13	12	11	13	66	62.4	
Texas A&M	01/26/2025	64-51	W	16-51	.314	6-21	.286	13-21	.619	15	18	33	33.2	19	9	21	6	6	51	61.9	
Oklahoma	01/30/2025	107-100	W	35-64	.547	9-24	.375	21-31	.677	9	24	33	33.2	27	27	23	2	10	100	63.5	
Mississippi St.	02/02/2025	81-67	W	25-72	.347	7-31	.226	10-14	.714	17	32	49	33.9	20	14	19	3	7	67	63.7	
at Missouri	02/06/2025	71-60	W	21-52	.404	6-19	.316	12-19	.632	8	22	30	33.7	22	9	16	4	6	60	63.5	
Tennessee	02/09/2025	82-77	W	29-61	.475	6-18	.333	13-20	.650	8	29	37	33.8	23	10	19	5	7	77	64.0	
at Texas	02/16/2025	58-65	L	21-63	.333	2-7	.286	21-21	1.000	14	30	44	34.2	18	13	15	6	10	65	64.1	
Georgia	02/20/2025	79-63	W	28-66	.424	3-16	.188	4-8	.500	14	25	39	34.4	18	6	17	2	4	63	64.0	
Total		1793		649-1776	.365	175-643	.272	320-465	.688	342	621	963	34.4	555	323	514	92	206	1793	64.0	
LSU		2410		905-1971	.459	142-426	.333	458-618	.741	502	817	1319	47.1	487	420	410	119	282	2410	86.1	

Opponents Averages

Games Played	Points/game	FG Pct	3FG Pct	FT Pct	Rebounds/game	Assists/game	Turnovers/game	Assist/Turnover ratio	Steals/game	Blocks/game
28	64.0	36.5	27.2	68.8	34.4	11.5	18.4	0.6	7.4	3.3

Kim Mulkey Is A Champion



Kim Mulkey, the most successful player-turned-coach in college basketball history, was named the LSU Women's Basketball Head Coach ahead of the 2021-22 season, leading the Tigers into a new era of success.

The 2023-24 season saw LSU reach the Elite Eight for the second consecutive season as the Tigers went 31-6. Mulkey has had at least 20 wins in every season she has been a head coach. In a rematch of the 2023 National Semifinal during the 2024 ACC/SEC Challenged, Mulkey earned her 700th career victory in her 813th game, becoming the quickest coach in men's or women's DI history to reach that milestone.

With nine new pieces for the 2022-23 season and just one returning contributor, Coach Mulkey pieced together a team that was the last group standing at the end of March Madness. She became the first head coach in college basketball history to win national championships with multiple programs. She has four national championships as a head coach (Baylor and LSU), one as an assistant coach (Louisiana Tech) and two as a player (Louisiana Tech). The Tigers were dominant en route to their first national championship, compiling a 34-2 record, including a perfect 17-0 record at home in the PMAC.

LSU defeated Iowa in Dallas for the national championship, 102-85, setting the NCAA record for points in a championship game. The championship game drew 9.9 million viewers across ABC and ESPN networks to set the record for the one of the most watched women's college basketball game of all-time.

Mulkey, who also won an Olympic Gold Medal in 1984, is the only person in college basketball history – men's or women's – to win national championships as a head coach, assistant coach, and a player. She's one of just three coaches (Bobby Knight and Dean Smith) in college basketball history to win national titles as a player and a coach. It did not take Coach Mulkey long to have success her first year at LSU, winning the AP National Coach of the Year award after leading the greatest turnaround in SEC history by a first-year head coach. Coach Mulkey joined Geno Auriemma and Muffet McGraw as the only coaches to earn the AP Coach of the Year award three times.

A member of the 2020 Naismith Memorial Basketball Hall of Fame Class, Mulkey built Baylor into a national power, as they became just the third program in NCAA history to have at least three national titles to its credit with championships in 2005, 2012 with a perfect 40-0 record and 2019.

Mulkey has been named National Coach of the Year eight times from various entities, and she was selected as the Big 12 Coach of the Year eight times. She's taken home the New York Athletic Club's Winged Foot Award after each national championship as a head coach.

Individually, Mulkey has developed and produced some of the top players in women's basketball history. As a head coach, she has developed nine players under her watch to First Team All-America status by either the Associated Press, USBWA, WBCA or John Wooden selections.

Mulkey By The Numbers

7

National Championships*

9x

National Coach of the Year

9

Hall of Fame Inductions

700

Fastest DI Coach to 700 victories

1984

Olympic Gold Medalist

***Only person in college basketball history - men's or women's - to win national championships as a player, assistant and head coach**

Mulkey's Halls of Fame

National High School Hall of Fame (1985)
Louisiana High School Hall of Fame (1986)
Louisiana Sports Writers Hall of Fame (1990)
Louisiana Tech Athletics Hall of Fame (1992)
Women's Basketball Hall of Fame (2000)
CoSIDA Academic Hall of Fame (2003)
Baylor Athletics Hall of Fame (2007)
Texas Sports Hall of Fame (2010)
Naismith Memorial Basketball Hall of Fame (2020)

Coaching Record

Louisiana Tech Record: 430-68 (.863)
Baylor Record: 632-104 (.859)
LSU Record: 117-16 (.887)
Head Coaching Record: 749-120 (.862)

Playing Record

Record at Louisiana Tech: 130-6 (.956)
Record at Hammond High: 136-5 (.964)

The Timeline of Mulkey

2023

- Won NCAA National Championship
- Winged Foot Award (New York Athletic Club)

2022

- AP National Coach of the Year
- Led the largest turnaround by a first-year head coach in SEC history, taking LSU from going 9-13 to 26-6.

2021

- Named LSU's Head Women's Basketball Coach

2020

- Big 12 Coach of the Year
- Naismith Memorial Basketball Hall of Fame Inductee

2019

- Won NCAA National Championship
- AP National Coach of the Year
- USBWA Coach of the Year
- WBCA Coach of the Year
- Winged Foot Award (New York Athletic Club)
- Big 12 Coach of the Year

2018

- WBCA Regional Coach of the Year
- Big 12 Coach of the Year
- Naismith Memorial Basketball Hall of Fame Class women's committee finalist

2017

- One of 13 Naismith Memorial Basketball Hall of Game Class women's committee nominations

2016

- WBCA Regions 5 Coach of the Year
- Big 12 Coach of the Year – Waco Tribune-Herald

2015

- Big 12 Coach of the Year
- WBCA Regions 5 Coach of the Year
- Big 12 Coach of the Year – Dallas Morning News

2014

- Selected No. 40 on Louisiana's all-time top athletes list
- Inducted into the Ark-La-Tex Museum of Champions

2013:

- Big 12 Coach of the Year
- Big 12 Coach of the Year – Dallas Morning News and Waco Tribune-Herald

2012

- Won NCAA National Championship
- AP National Coach of the Year
- Naismith National Coach of the Year
- Russell Athletic/WBCA National Coach of the Year
- USBWA National Coach of the Year
- Naismith National Coach of the Year
- Winged Foot award (New York Athletic Club)
- Big 12 Coach of the Year
- Big Coach of the Year – Dallas Morning News and Waco Tribune-Herald

2011

- USBWA National Coach of the Year
- Big 12 Coach of the Year

2010:

- Texas Sports Hall of Fame Inductee

2007:

- Baylor Athletic Hall of Fame Inductee

2005:

- Won NCAA National Championship
- Big 12 Coach of the Year
- Winged Foot Award (New York Athletic Club)
- Dallas All Sports Association College Coach of the Year
- Texas Association of Basketball Coaches (TABC) Senior College Coach of the Year
- Baylor Staff Member of the Year (Student Government Association)

2004

- Texas Association of Basketball Coaches (TABC) Senior College Coach of the Year

2003

- Inducted into CoSIDA Academic All-America Hall of Fame

2002

- Texas Association of Basketball Coaches (TABC) Senior College Coach of the Year

2001

- Named one of top 50 Female High School Athletes of the 20th century
- National Coach of the Year-- Real Sport Magazine
- Big 12 Coach of the Year -- Dallas Morning News and Waco Tribune-Herald

2000

- Named Baylor's fourth head women's basketball coach
- Inducted into the Women's Basketball Hall of Fame

1999

- Lone female named among Louisiana Sports Writers Association's (LSWA) top 25 athletes of the 20th century
- Named one of top three assistants by Women's Basketball Journal
- Listed by Sports Illustrated as one of the top 50 greatest Louisiana sports figures of the 20th century

1992

- Inducted into Louisiana Tech Athletics Hall of Fame

1990

- Inducted into Louisiana Sports Writers Hall of Fame

1988

- Won the NCAA National Championship as an assistant coach at Louisiana Tech

1986

- Inducted into Louisiana High School Hall of Fame

1985

- Inducted into National High School Hall of Fame
- Began her coaching career as an assistant at Louisiana Tech

1984

- NCAA Postgraduate Scholarship winner
- Academic All-American
- James Corbett Award (Louisiana's College Athlete of the Year)
- Naismith "Small Player of the Year"
- Olympic Gold medalist at Los Angeles Games

1983

- Won Gold medal at Pan Am Games in Caracas, Venezuela
- Academic All-American

1982

- Member of USA Basketball Select Team
- Won NCAA National Championship as a player at Louisiana Tech

1981

- Won Gold medal for South Team at Olympic Festival (Syracuse, N.Y.)
- Won AIAW National Championship as a player at Louisiana Tech

Kim Mulkey: A Proven Winner

Mulkey's Coaching Record

Year	School	Position	Record	Postseason
2024-25	LSU	Head Coach	26-2	TBD
2023-24	LSU	Head Coach	31-6	NCAA Elite Eight
2022-23	LSU	Head Coach	34-2	NCAA Champions
2021-22	LSU	Head Coach	26-6	NCAA Second Round
2020-21*	Baylor	Head Coach	28-3	NCAA Elite Eight
2019-20	Baylor	Head Coach	28-2	Big 12 RS Champions
2018-19	Baylor	Head Coach	37-1	NCAA Champions
2017-18	Baylor	Head Coach	33-2	NCAA Sweet 16
2016-17	Baylor	Head Coach	33-4	NCAA Elite Eight
2015-16	Baylor	Head Coach	36-2	NCAA Elite Eight
2014-15	Baylor	Head Coach	33-4	NCAA Elite Eight
2013-14	Baylor	Head Coach	32-5	NCAA Elite Eight
2012-13	Baylor	Head Coach	34-2	NCAA Sweet 16
2011-12	Baylor	Head Coach	40-0	NCAA Champions
2010-11	Baylor	Head Coach	34-3	NCAA Elite Eight
2009-10	Baylor	Head Coach	27-10	NCAA Final Four
2008-09	Baylor	Head Coach	29-6	NCAA Sweet 16
2007-08	Baylor	Head Coach	25-7	NCAA Second Round
2006-07	Baylor	Head Coach	26-8	NCAA Second Round
2005-06	Baylor	Head Coach	26-7	NCAA Sweet 16
2004-05	Baylor	Head Coach	33-3	NCAA Champions
2003-04	Baylor	Head Coach	26-9	NCAA Sweet 16
2002-03	Baylor	Head Coach	24-11	WNIT Finals
2001-02	Baylor	Head Coach	27-6	NCAA Second Round
2000-01	Baylor	Head Coach	21-9	NCAA First Round
1999-00	La. Tech	Assoc. Head Coach	31-3	NCAA Elite Eight
1998-99	La. Tech	Assoc. Head Coach	30-3	NCAA Final Four
1997-98	La. Tech	Assoc. Head Coach	31-4	NCAA National Runner-Up
1996-97	La. Tech	Assoc. Head Coach	31-4	NCAA Sweet 16
1995-96	La. Tech	Assistant Coach	31-2	NCAA Elite Eight
1994-95	La. Tech	Assistant Coach	28-5	NCAA Sweet 16
1993-94	La. Tech	Assistant Coach	31-4	NCAA National Runner-Up
1992-93	La. Tech	Assistant Coach	26-6	NCAA Elite Eight
1991-92	La. Tech	Assistant Coach	20-10	NCAA First Round
1990-91	La. Tech	Assistant Coach	18-12	NCAA First Round
1989-90	La. Tech	Assistant Coach	32-1	NCAA Final Four
1988-89	La. Tech	Assistant Coach	32-4	NCAA Final Four
1987-88	La. Tech	Assistant Coach	32-2	NCAA Champions
1986-87	La. Tech	Assistant Coach	30-3	NCAA National Runner-Up
1985-86	La. Tech	Assistant Coach	27-5	NCAA Elite Eight

*No postseason due to Covid-19

Louisiana Tech Record: 430-68

Baylor Record: 632-104

LSU Record: 117-16

Head Coaching Record: 749-120

Mulkey's Playing Record


Year	School	Record	Postseason
1983-84	Louisiana Tech	30-3	NCAA Final Four
1982-83	Louisiana Tech	31-2	NCAA National Runner-Up
1981-82	Louisiana Tech	35-1	NCAA National Champions
1980-81	Louisiana Tech	34-0	AIAW National Champions

Collegiate Record: 130-6 (.956)

Mulkey's Milestone Victories

WIN	OPPONENT	SCORE	DATE
1	Miami (Ohio)	75-62	11/18/00
50	Alcorn state	78-62	11/23/02
100	At Mississippi State	66-49	11/23/04
150	Texas Tech	73-60	2/19/06
200	At Missouri	72-57	1/23/08
250	Texas State	99-18	1/2/10
300	Chattanooga	91-31	11/31/11
350	Oklahoma State	83-49	1/6/13
400	Oklahoma State	65-61	3/9/14
450	James Madison	77-63	12/21/15
500	Texas Tech	86-48	2/25/17
550	Texas Tech	73-56	1/16/19
600	Texas Tech	77-62	2/18/20
650	Kentucky	78-69	1/30/22
700	Virginia Tech	82-64	11/30/23

Mulkey is fastest coach in Division I history - men's or women's - to reach 700 wins (needing only 813 games)



LAST TIME

AN LSU PLAYER...

scored 20 points.....	Flau'Jae Johnson, 21 vs. Georgia (Feb. 20, 2025)
scored 25 points.....	Mikaylah Williams, 37, Flau'Jae Johnson, 25 vs. Oklahoma (Jan. 30, 2025)
scored 30 points.....	Mikaylah Williams, 37 vs. Oklahoma (Jan. 30, 2025)
scored 35 points.....	Mikaylah Williams, 37 vs. Oklahoma (Jan. 30, 2025)
scored 40 points.....	Mikaylah Williams 42 vs. Kent State (Nov. 14, 2023)
scored 45 points.....	Cornelia Gayden, 49, Jackson State (Feb. 9, 1995)
scored double figures in 5 straight games.....	Flau'Jae Johnson, 37 straight (Feb. 25, 2024 - Feb. 20, 2025)
scored double figures in 10 straight games.....	Flau'Jae Johnson, 37 straight (Feb. 25, 2024 - Feb. 20, 2025)
scored double figures in 15 straight games.....	Flau'Jae Johnson, 37 straight (Feb. 25, 2024 - Feb. 20, 2025)
scored double figures in 20 straight games.....	Flau'Jae Johnson, 37 straight (Feb. 25, 2024 - Feb. 20, 2025)
scored double figures in 25 straight games.....	Flau'Jae Johnson, 37 straight (Feb. 25, 2024 - Feb. 20, 2025)
scored double figures in 30 straight games.....	Flau'Jae Johnson, 37 straight (Feb. 25, 2024 - Feb. 20, 2025)
scored double figures in 40 straight games.....	Angel Reese, 69 straight (Nov. 7, 2022 - April 1, 2024)
scored double figures in 50 straight games.....	Angel Reese, 69 straight (Nov. 7, 2022 - April 1, 2024)
scored double figures in 60 straight games.....	Angel Reese, 69 straight (Nov. 7, 2022 - April 1, 2024)
scored double figures in 70 straight games.....	Seimone Augustus, 97 straight (Dec. 20, 2003 - April 2, 2006)
scored double figures in 80 straight games.....	Seimone Augustus, 97 straight (Dec. 20, 2003 - April 2, 2006)
scored double figures in 90 straight games.....	Seimone Augustus, 97 straight (Dec. 20, 2003 - April 2, 2006)
scored 20 points in 2 straight games.....	Flau'Jae Johnson, 3 straight (Jan. 26, 2025 - Feb. 2, 2025) and Mikaylah Williams, 2 straight (Jan. 30, 2025 - Feb. 2, 2025)
scored 20 points in 3 straight games.....	Aneesah Morrow, 4 straight (Jan. 5, 2025 - Jan. 19, 2025)
scored 20 points in 4 straight games.....	Aneesah Morrow, 4 straight (Jan. 5, 2025 - Jan. 19, 2025)
scored 20 points in 5 straight games.....	Flau'Jae Johnson, 5 straight (March 24, 2023 - Nov. 8, 2024)
scored 20 points in 6 straight games.....	Angel Reese, 6 straight (Jan. 1, 2023 - Jan. 19, 2023)
scored 20 points in 7 straight games.....	Angel Reese, 9 straight (Nov. 16, 2022 - Dec. 16, 2022)
scored 20 points in 8 straight games.....	Angel Reese, 9 straight (Nov. 16, 2022 - Dec. 16, 2022)
scored 20 points in 9 straight games.....	Angel Reese, 9 straight (Nov. 16, 2022 - Dec. 16, 2022)
scored 20 points in 10 straight games.....	Cornelia Gayden, 13 straight (March 1, 1993 - Jan. 1, 1994)
scored 20 points in 13 straight games.....	Cornelia Gayden, 13 straight (March 1, 1993 - Jan. 1, 1994)
scored 30 points in 2 straight games.....	Angel Reese, 32 vs. Lamar (Dec. 14, 2022), 30 vs. Montana St (Dec. 17, 2022)
scored 30 points in 3 straight games.....	Cornelia Gayden, 3 straight (Feb. 4 - Feb. 9, 1995)
made 10 field goals in a game.....	Mikaylah Williams, 12-20 and Flau'Jae Johnson, 10-17 vs. Oklahoma (Jan. 20, 2025)
made 15 field goals in a game.....	Aneesah Morrow 15-25 vs. Virginia (Nov. 25, 2023)
attempted 20 field goals in a game.....	Mikaylah Williams, 12-20 vs. Oklahoma (Jan. 20, 2025)
attempted 25 field goals in a game.....	Aneesah Morrow 15-25 vs. Virginia (Nov. 25, 2023)
shot 100% from the floor (min. 10 att.).....	Ayana Mitchell (10-10), at Oklahoma (Dec. 7, 2019)
made 10 free throws in a game.....	Last-Tear Poa, 10-14 vs. NC Central (Dec. 1, 2024)
made 15 free throws in a game.....	Raigyne Louis, 15, vs. Rutgers (Nov. 29, 2013)
attempted 10 free throws in a game.....	Jersey Wolfenbarger, 8-12 vs. Georgia (Feb. 20, 2025)
attempted 15 free throws in a game.....	Angel Reese, 8-11 vs. Oklahoma (Jan. 30, 2025)
attempted 20 free throws in a game.....	Angel Reese, 23, vs. Michigan (March 19, 2013)
made 5 three-pointers in a game.....	Mikaylah Williams, 7-12 vs. Oklahoma (Jan. 30, 2025)
made 7 three-pointers in a game.....	Mikaylah Williams, 7-12 vs. Oklahoma (Jan. 30, 2025)
made 10 three-pointers in a game.....	Cornelia Gayden, 12, Jackson State (Feb. 9, 1995)
attempted 7 three-pointers in a game.....	Mikaylah Williams, 1-7 at Texas (Feb. 16, 2025)
attempted 10 three-pointers in a game.....	Mikaylah Williams, 7-12 vs. Oklahoma (Jan. 30, 2025)
attempted 15 three-pointers in a game.....	Doneeka Hodges, 15, at #17 Georgia (Jan. 25, 2004)
had 10 rebounds.....	Jersey Wolfenbarger, 12, Sa'Myah Smith, 12 vs. Georgia (Feb. 20, 2025)
had 15 rebounds.....	Aneesah Morrow, 20 at Texas (Feb. 16, 2025)
had 20 rebounds.....	Aneesah Morrow, 20 at Texas (Feb. 16, 2025)
had 10 rebounds in 2 straight games.....	Aneesah Morrow, 5 straight (Jan. 30, 2025 - Feb. 16, 2025)
had 10 rebounds in 3 straight games.....	Aneesah Morrow, 5 straight (Jan. 30, 2025 - Feb. 16, 2025)
had 10 rebounds in 4 straight games.....	Aneesah Morrow, 5 straight (Jan. 30, 2025 - Feb. 16, 2025)
had 10 rebounds in 5 straight games.....	Aneesah Morrow, 5 straight (Jan. 30, 2025 - Feb. 16, 2025)
had 10 rebounds in 10 straight games.....	Aneesah Morrow, 19 straight (Nov. 12, 2024 - Jan. 24, 2025)
had 15 rebounds in 2 straight games.....	Aneesah Morrow, 2 straight (Jan. 9, 2025 - Jan. 13, 2025)
had 10 offensive rebounds.....	Sa'Myah Smith, 11 vs. Washington (Nov. 25, 2024)
had 10 defensive rebounds.....	Aneesah Morrow, 16 at Texas (Feb. 16, 2025)
had 10 assists.....	Alexis Morris, 12 vs. Vanderbilt (Jan. 1, 2023)
had 15 assists.....	Temeka Johnson, 15, vs. Liberty (March 26, 2005 • NCAA Sweet 16)
had 10 assists in 2 straight games.....	Erica White, 3 straight (Jan. 22, 2006 - Jan. 30, 2006)
had 10 assists in 3 straight games.....	Erica White, 3 straight (Jan. 22, 2006 - Jan. 30, 2006)
had 10 assists in 4 straight games.....	never happened
had 5 blocks in a game.....	Angel Reese, 5 vs. Kentucky (March 3, 2024)
had 7 blocks in a game.....	Faustine Aifuwa, 7, at #1 South Carolina (Feb. 14, 2021)
had 9 blocks in a game.....	Theresa Plaisance, 9, at Alabama (March 2, 2014 • Tied School Record)
had 5 steals in a game.....	Aneesah Morrow, 5 vs. ULL (Dec. 15, 2024)
had 7 steals in a game.....	Miracle Sheppard, 7 vs. NC Central (Dec. 1, 2024)
had 10 steals in a game.....	Raigyne Louis, 10, Florida (Jan. 5, 2017 • LSU Record)
had a double-double.....	Jersey Wolfenbarger, 16 points and 12 rebounds, Sa'Myah Smith, 11 points and 12 rebounds vs. Georgia (Feb. 20, 2025)
had a double-double in 2 straight games.....	Aneesah Morrow, 5 straight (Jan. 30, 2025 - Feb. 16, 2025)
had a double-double in 3 straight games.....	Aneesah Morrow, 5 straight (Jan. 30, 2025 - Feb. 16, 2025)
had a double-double in 4 straight games.....	Aneesah Morrow, 5 straight (Jan. 30, 2025 - Feb. 16, 2025)
had a double-double in 5 straight games.....	Aneesah Morrow, 5 straight (Jan. 30, 2025 - Feb. 16, 2025)
had a double-double in 10 straight games.....	Aneesah Morrow, 11 straight (Dec. 8, 2024 - Jan. 24, 2025)
had a double-double in 20 straight games.....	Angel Reese, 23 straight (Nov. 7, 2022 - Feb. 5, 2023)
had a triple-double.....	Khayla Pointer - 16 points, 11 rebounds, 10 assists at Ole Miss (Feb. 7, 2022)

LAST TIME

LSU HAS...

had two players record a double-double.....	Jersey Wolfenbarger, 16 points and 12 rebounds, Sa'Myah Smith, 11 points and 12 rebounds vs. Georgia (Feb. 20, 2025)
had no player reach double figures in scoring.....	#1 South Carolina (Jan. 4, 2015)
kept every player on a team out of double-figures.....	vs. EKU (Nov. 4, 2024)
had all five starters score in double figures.....	vs. Auburn, Van Lith, Johnson, Poa, Morrow, Reese (March 8, 2024)
had four starters score in double figures.....	vs. Georgia, Johnson, Williams, Smith, Wolfenbarger (Feb. 20, 2025)
had five players score in double figures.....	vs. Georgia, Johnson, Williams, Smith, Wolfenbarger, Gilbert (Feb. 20, 2025)
had six players score in double figures.....	vs. NC Central, nine players Dec. 1, 2024)
had two players score at least 20 points or more.....	Mikaylah Williams, 22, Flau'Jae Johnson, 20 vs. Mississippi State (Feb. 2, 2025)
had two players score 25 or more points in a game.....	Mikaylah Williams, 37, Flau'Jae Johnson, 25 vs. Oklahoma (Jan. 30, 2025)
had two players score 28 or more points in a game.....	Seimone Augustus, 32, & Sylvia Fowles, 28, at Alabama (Feb. 23, 2006)
had four players score at least 20 points or more.....	at Alabama - Augustus, Johnson, Hodges, Hoston (Feb. 5, 2004)
played 40 minutes.....	Aneesah Morrow (40 of 40) vs Vanderbilt (Jan. 13, 2025)
played 40 minutes in 2 straight games.....	Aneesah Morrow vs. Ole Miss (40 of 40) and South Carolina (40 of 40) (March 9, 2024 - March 10, 2024)
played 40 minutes in 3 straight games.....	Khayla Pointer, at Georgia (Dec. 30, 2021) and vs. Texas A&M (Jan. 2, 2022) and vs. South Carolina (Jan. 6, 2022)
played 40 minutes in 4 straight games.....	Chloe Jackson, 5 straight (Feb. 18, 2018 - March 17, 2018)
played 40 minutes in 5 straight games.....	Chloe Jackson, 5 straight (Feb. 18, 2018 - March 17, 2018)
played 40 minutes in 8 straight games.....	Temeka Johnson, 8 straight (Feb. 17, 2002 - Mar. 17, 2002)
fouled out.....	Aalyah Del Rosario at Florida (Jan. 19, 2025)
had two freshmen in the starting lineup.....	Mikaylah Williams and Aalyah Del Rosario vs. Virginia (Nov. 25, 2023)

AN LSU OPPONENT PLAYER...

scored 40 or more points.....	41 by Caitlin Clark of Iowa (April 1, 2024 • NCAA Elite Eight)
scored 30 or more points.....	41 by Caitlin Clark of Iowa (April 1, 2024 • NCAA Elite Eight)
attempted 25 field goals.....	13-29 by Caitlin Clark of Iowa (April 1, 2024 • NCAA Elite Eight)
recorded a double-double.....	Nunu Agara, 29 points and 13 rebounds of Stanford (Dec. 5, 2024)
had 10 or more assists.....	12 by Caitlin Clark of Iowa (April 1, 2024 • NCAA Elite Eight)
had 15 or more rebounds.....	15 by Madison Scott of Ole Miss (Feb. 7, 2022 in Oxford)
had 20 or more rebounds.....	20 by Teaira McCowan of #6 Mississippi State (Jan. 31, 2019 in Baton Rouge)
made 13 or more field goals.....	13-29 by Caitlin Clark of Iowa (April 1, 2024 • NCAA Elite Eight)
made 15 or more free throws.....	18 by Ashley McElhiney of #19 Vanderbilt (Feb. 15, 2001 in Nashville)

MISCELLANEOUS...

LSU scored 100 points or more.....	W, 107-100 vs. Oklahoma (Jan. 30, 2025)
an opponent scored 100 points or more.....	W, 107-100 vs. Oklahoma (Jan. 30, 2025)
LSU scored 100 points away from home.....	W, 100-54 vs. Grambling (Dec. 8, 2024 in Bossier City)
LSU scored 100 points and lost.....	101, Ole Miss in 3OT (Feb. 7, 2010 in Baton Rouge)
LSU scored 50 or fewer and won.....	def. Texas Tech, 48-40, in Lubbock, Texas (Nov. 30, 2017)
LSU scored 50 points or less.....	48, UCF (Dec. 4, 2020)
LSU scored 40 points or less.....	35, #6 Mississippi State (Jan. 31, 2019)
an opponent scored 20 points or less.....	19, by Centenary (Nov. 15, 2009 in Baton Rouge)
an opponent scored 30 points or less.....	30, by Florida (Feb. 11, 2010 in Gainesville)
an opponent scored 40 points or less.....	36 by Northwestern State (Nov. 8, 2024 in Baton Rouge)
an opponent scored 40 pts or less in consecutive games.....	Virginia Tech, 40 pts (Nov. 14, 2006) and Louisiana-Lafayette, 31 pts (Nov. 16, 2006)
beat a ranked team.....	vs. No. 19 Tennessee, 82-77 (Feb. 9, 2025)
beat a top-5 ranked team.....	vs. No. 3 Iowa, 102-85 in Dallas in NCAA Championship (April 2, 2023)
beat a ranked team at a neutral site.....	vs. No. 20 NC State, 82-65 (Nov. 27, 2024)
beat a ranked team on the road.....	#16 Tennessee, 89-87, in Knoxville (Jan. 9, 2025)
beat a ranked team at home.....	vs. No. 13 Oklahoma, 107-100 (Jan. 30, 2025)
beat a ranked team in consecutive games.....	vs. No. 4 Virginia Tech, 79-72 (March 31, 2023 • Final Four) and vs. No. 3 Iowa, 102-85 (April 2, 2023 • NCAA Championship)
LSU had a +70 scoring margin.....	+87 (131-44) vs. NC Central (Dec. 1, 2025 in Baton Rouge)
LSU had a +15 rebound margin.....	+19 (52-33) vs. Texas A&M (Jan. 26, 2025)
LSU had a +20 rebound margin.....	+20 (48-32) vs. Vanderbilt (Jan. 13, 2025)
an opponent had a +15 rebound margin.....	+18, at South Carolina (Feb. 12, 2023)
an opponent had a +20 rebound margin.....	+24, vs. South Carolina (Jan. 6, 2022)
LSU attempted 30 free throws.....	23-32 vs. Oklahoma (Jan. 30, 2025)
LSU attempted 35 free throws.....	30-41 vs. ULL (Dec. 14, 2024)
LSU attempted 50 free throws.....	40-52 vs. Jacksonville (Dec. 30, 2023)
an opponent attempted 35 free throws.....	40, by Alabama (Feb. 25, 2018)
LSU made 25 free throws.....	30-41 vs. ULL (Dec. 14, 2024)
LSU made 30 free throws.....	30-41 vs. ULL (Dec. 14, 2024)
an opponent made 30 free throws.....	34, by Alabama (March 2, 2014) - opponent school record
LSU made 10+ three-pointers.....	12-26, vs. Oklahoma (Jan. 30, 2025)
LSU attempted 20 three-pointers.....	3-20 vs. Texas A&M (Jan. 26, 2025)
an opponent made 15 three-pointers.....	15, Missouri (Jan. 13, 2022)
an opponent attempted 25 three-pointers.....	at Tennessee, 11-31 (Jan. 9, 2025)
LSU had 25 assists.....	26, vs. Arkansas (Jan. 21, 2024)
LSU had 30 assists.....	32, at #18 Arkansas (Jan. 10, 2008)
LSU had 35 assists.....	38, vs. UNC Asheville (Nov. 23, 1999)
an opponent had 25 assists.....	27 by Oklahoma (Jan. 30, 2025)
LSU forced 25 turnovers.....	33 by NC Central (Dec. 1, 2024)
LSU forced 30 turnovers.....	33 by NC Central (Dec. 1, 2024)
LSU forced 35 turnovers.....	36 vs. McNeese (Dec. 12, 2023)
LSU forced 30 turnovers in consecutive games.....	35 vs. Texas Southern (Nov. 20, 2023); 30 vs. Niagara (Nov. 24, 2023)
LSU had 15 steals.....	23 vs. NC Central (Dec. 1, 2024)
LSU had 20 steals.....	23 vs. NC Central (Dec. 1, 2024)
LSU had 20 steals in consecutive games.....	20 vs. McNeese (Dec. 12, 2023); 21 vs. NSU (Dec. 17, 2023)
LSU blocked 10 shots.....	12 vs. MVSU (Nov. 12, 2023)
overcame a 10-point second half deficit to win.....	-10, vs. Washington, 68-67 (Nov. 25, 2024)
overcame a 15-point second half deficit to win.....	-17, Oregon, 35-18 (Nov. 23, 1985)
overcame a 10-point second-half deficit to win (in back to back games) ...	Auburn, 56-43 (Dec. 31, 2020); trailed 34-21 at 7:13 in 3Q • at Ole Miss, 77-69 (Jan. 4, 2021);
trailed 47-34 at 2:11 in 3Q	



#1

Mjracle Sheppard

(Pronounced Miracle)

Guard | 5-10 | Sophomore | Kent, Washington

Opponent	Min	FG	3P	FT	ORB	DRB	TRB	PF	Pts.	Asst.	TO	ST	Blocks	+/-
Eastern Kentucky	--	--	--	--	--	--	--	--	--	--	--	--	--	--
Northwestern State	--	--	--	--	--	--	--	--	--	--	--	--	--	--
Charleston Southern	--	--	--	--	--	--	--	--	--	--	--	--	--	--
Murray State	--	--	--	--	--	--	--	--	--	--	--	--	--	--
Troy	--	--	--	--	--	--	--	--	--	--	--	--	--	--
Tulane	--	--	--	--	--	--	--	--	--	--	--	--	--	--
Washington	2:41	0-0	0-0	0-0	0	0	0	0	0	0	1	1	0	-4
NC State	--	--	--	--	--	--	--	--	--	--	--	--	--	--
NC Central	19:10	3-4	0-1	4-6	4	3	7	2	10	2	0	7	0	41
Stanford	2:54	0-0	0-0	0-0	0	0	0	0	0	0	0	0	0	5
Grambling	17:41	2-10	0-0	0-0	1	5	6	1	4	0	2	0	0	11
Louisiana-Lafayette	13:39	0-2	0-0	4-6	0	0	0	1	4	2	1	2	0	4
Seton Hall	5:25	1-1	0-0	0-0	0	0	0	1	2	0	0	0	0	-2
at Illinois-Chicago	5:00	0-1	0-0	1-2	0	2	2	1	1	2	0	0	0	-2
Albany	12:54	2-3	0-0	0-0	1	2	3	1	4	0	0	1	0	11
at Arkansas	13:56	3-4	0-0	2-2	0	2	2	2	8	0	1	1	1	3
Auburn	6:10	1-2	0-0	0-0	0	0	0	1	2	0	0	0	0	3
at Tennessee	10:03	2-4	0-0	0-0	2	0	2	3	4	0	0	2	0	-2
Vanderbilt	8:21	0-1	0-0	0-0	0	0	0	1	0	0	1	0	0	-1
at Florida	10:06	3-6	0-0	2-2	2	3	5	1	8	0	0	1	0	-9
at South Carolina	2:23	0-1	0-0	0-0	1	0	1	1	0	0	0	0	0	-6
Texas A&M	6:28	0-4	0-0	0-0	0	0	0	1	0	0	0	0	0	-3
Oklahoma	5:02	0-0	0-0	0-0	2	0	2	1	0	0	1	0	0	-2
Mississippi State	7:27	1-2	0-0	0-0	2	0	2	1	2	0	1	1	0	-1
at Missouri	28:20	5-10	0-0	1-2	3	4	7	2	11	0	1	0	0	17
Tennessee	26:44	3-6	0-0	2-3	0	5	5	2	8	2	1	1	1	13
at Texas	5:59	0-0	0-0	0-0	0	0	0	1	0	0	1	0	0	-4
Georgia	8:15	0-4	0-0	0-0	1	1	2	0	0	0	1	1	0	-2
at Kentucky														
at Alabama														
Ole Miss														

*-Start

SEASON	TEAM	GP-GS	MIN/AVG	FG-FGA	FG%	3FG-ATT	3FG%	FT-FTA	FT%	ORB	DRB	TRB	AVG	PF-FO	A	TO	BLK	STL	PTS	AVG
2023-24	MSU	35-1	622/17.8	64-148	.432	1-10	.100	46-68	.676	41	49	90	2.6	62-1	72	50	7	48	175	5.0
2024-25	LSU	21-0	219/10.4	26-65	.400	0-1	.000	16-23	.696	19	27	46	2.2	24-0	8	12	2	18	68	3.2
TOTAL FOR LSU		21-0	219/10.4	26-65	.400	0-1	.000	16-23	.696	19	27	46	2.2	24-0	8	12	2	18	68	3.2
TOTAL		56-1	840/15.0	90-213	.423	1-11	.091	62-91	.681	60	76	136	2.4	86-1	80	62	9	66	243	4.3



#2

Amani Bartlett

Forward | 6-3 | Senior | Cleveland, Texas

Opponent	Min	FG	3P	FT	ORB	DRB	TRB	PF	Pts.	Asst.	TO	ST	Blocks	+/-
Eastern Kentucky	4:28	0-0	0-0	0-0	0	1	1	0	0	0	0	0	0	1
Northwestern State	11:31	2-2	0-0	2-2	2	1	3	1	6	0	2	1	0	9
Charleston Southern	9:24	1-2	0-0	0-0	0	0	0	1	2	0	1	0	0	8
Murray State	1:22	0-0	0-0	0-0	0	0	0	0	0	0	0	0	0	-5
Troy*	7:34	0-0	0-0	0-0	1	1	2	0	0	0	1	0	0	-3
Tulane	2:14	0-0	0-0	0-0	0	0	0	1	0	0	0	0	0	-1
Washington	--	--	--	--	--	--	--	--	--	--	--	--	--	--
NC State	--	--	--	--	--	--	--	--	--	--	--	--	--	--
NC Central	8:38	0-0	0-0	0-2	0	2	2	1	0	0	0	0	0	18
Stanford	--	--	--	--	--	--	--	--	--	--	--	--	--	--
Grambling	10:06	0-1	0-0	0-0	2	1	3	0	0	0	0	0	0	5
Louisiana-Lafayette	4:54	0-0	0-0	1-2	2	1	3	1	1	0	0	0	0	4
Seton Hall	2:06	0-0	0-0	0-0	0	0	0	0	0	0	0	0	0	1
at Illinois-Chicago	--	--	--	--	--	--	--	--	--	--	--	--	--	--
Albany	0:35	0-0	0-0	0-0	0	1	1	0	0	0	0	0	0	3
at Arkansas	10:00	1-2	0-0	0-0	2	1	3	0	2	0	0	0	0	-13
Auburn	--	--	--	--	--	--	--	--	--	--	--	--	--	--
at Tennessee	--	--	--	--	--	--	--	--	--	--	--	--	--	--
Vanderbilt	--	--	--	--	--	--	--	--	--	--	--	--	--	--
at Florida	4:22	0-0	0-0	0-0	0	0	0	0	0	0	0	0	0	-11
at South Carolina	--	--	--	--	--	--	--	--	--	--	--	--	--	--
Texas A&M	1:01	0-0	0-0	0-0	0	0	0	1	0	0	0	0	0	1
Oklahoma	--	--	--	--	--	--	--	--	--	--	--	--	--	--
Mississippi State	--	--	--	--	--	--	--	--	--	--	--	--	--	--
at Missouri	--	--	--	--	--	--	--	--	--	--	--	--	--	--
Tennessee	--	--	--	--	--	--	--	--	--	--	--	--	--	--
at Texas	--	--	--	--	--	--	--	--	--	--	--	--	--	--
Georgia	--	--	--	--	--	--	--	--	--	--	--	--	--	--
at Kentucky														
at Alabama														
Ole Miss														

*- Start

SEASON	TEAM	GP-GS	MIN/AVG	FG-FGA	FG%	3FG-ATT	3FG%	FT-FTA	FT%	ORB	DRB	TRB	AVG	PF-FO	A	TO	BLK	STL	PTS	AVG
2021-22	LSU	9-0	45/5.0	4-7	.571	0-0	.000	3-4	.750	4	3	7	0.8	4-0	1	2	5	1	11	1.2
2022-23	LSU	25-0	110/4.4	9-16	.563	0-0	.000	7-12	.583	8	14	22	0.9	12-0	1	5	5	3	25	1.0
2023-24	LSU	23-0	102/4.4	6-10	.600	0-0	.000	6-8	.750	4	22	26	1.1	8-0	1	5	7	5	18	0.8
2024-25	LSU	14-1	78/5.6	4-7	.571	0-0	.000	3-6	.500	9	9	18	1.3	6-0	0	4	0	1	11	0.8
TOTAL		71-1	335/4.7	23-40	.575	0-0	.000	19-30	.633	25	48	73	1.0	30-0	3	16	17	10	65	0.9



#4

Flau'Jae Johnson

Guard | 5-10 | Junior | Savannah, Georgia

Opponent	Min	FG	3P	FT	ORB	DRB	TRB	PF	Pts.	Asst.	TO	ST	Blocks	+/-
Eastern Kentucky*	34:14	10-15	2-5	3-3	1	4	5	4	25	2	3	1	0	56
Northwestern State*	27:39	10-16	2-3	2-3	3	4	7	1	24	2	2	2	0	50
Charleston Southern*	30:13	7-15	1-4	3-5	6	4	10	3	18	3	3	0	1	54
Murray State*	34:51	9-13	1-3	6-6	1	6	7	1	25	5	4	3	2	8
Troy*	32:50	8-14	2-4	9-11	3	6	9	2	27	5	6	3	0	41
Tulane*	33:21	10-24	3-6	2-3	4	8	12	3	25	5	4	0	2	19
Washington*	35:49	8-19	2-6	1-1	0	4	4	4	19	2	2	4	0	6
NC State*	24:31	5-7	0-2	6-6	1	2	3	4	16	1	5	1	0	6
NC Central*	20:50	8-14	3-4	3-3	0	0	0	0	22	2	1	1	4	46
Stanford*	40:49	8-20	3-8	2-4	1	2	3	5	21	6	0	2	0	3
Grambling*	25:11	7-13	0-1	6-6	2	4	6	2	20	3	3	1	2	37
Louisiana-Lafayette*	23:23	4-7	1-2	2-4	0	2	2	4	11	1	3	2	2	14
Seton Hall*	36:13	8-18	1-4	0-0	0	5	5	1	17	3	1	1	2	17
at Illinois-Chicago*	37:44	7-15	2-3	7-10	5	6	11	2	23	3	5	1	0	16
Albany*	32:53	7-16	0-3	1-2	5	4	9	3	15	2	1	1	0	21
at Arkansas*	26:19	5-12	1-2	4-4	2	8	10	0	15	3	0	3	1	28
Auburn*	26:39	5-13	0-2	2-2	0	1	1	4	12	0	3	1	0	6
at Tennessee*	37:22	9-22	0-1	2-3	2	6	8	3	20	3	1	2	1	1
Vanderbilt*	37:32	10-21	1-3	4-4	4	1	5	3	25	4	2	1	1	7
at Florida*	29:22	8-17	1-4	2-4	1	3	4	2	19	2	0	3	0	26
at South Carolina*	32:45	6-18	1-4	0-0	2	2	4	4	13	1	4	2	0	-9
Texas A&M*	30:25	7-18	0-5	8-8	3	2	5	2	22	2	4	4	0	17
Oklahoma*	38:17	10-17	2-5	3-6	5	0	5	3	25	5	7	0	0	11
Mississippi State*	37:44	6-12	4-6	4-4	2	3	5	2	20	2	4	1	4	12
at Missouri*	34:47	6-12	3-5	4-4	2	5	7	3	19	0	3	2	1	5
Tennessee*	25:25	4-10	0-3	4-4	1	1	2	4	12	0	3	0	1	-2
at Texas*	37:19	6-17	2-3	2-3	3	1	4	4	16	0	3	2	0	-4
Georgia*	31:45	8-20	3-9	2-2	1	1	2	3	21	2	0	3	0	18
at Kentucky														
at Alabama														
Ole Miss														

*-Start

SEASON	TEAM	GP-GS	MIN/AVG	FG-FGA	FG%	3FG-ATT	3FG%	FT-FTA	FT%	ORB	DRB	TRB	AVG	PF-FO	A	TO	BLK	STL	PTS	AVG
2022-23	LSU	36-36	993/27.6	142-335	.424	34-103	.330	78-112	.696	74	139	213	5.9	81-2	67	83	29	42	396	11.0
2023-24	LSU	36-34	1165/32.4	201-399	.504	35-92	.380	100-130	.769	74	125	199	5.5	87-0	89	72	37	76	537	14.9
2024-25	LSU	28-28	896/32.0	206-435	.474	41-110	.373	94-115	.817	60	95	155	5.5	76-1	69	77	24	47	547	19.5
TOTAL		100-98	3054/30.5	549-1169	.470	110-305	.361	272-357	.762	208	359	567	5.7	244-3	225	232	90	165	1480	14.8



#5

Sa'Myah Smith

Forward | 6-2 | Redshirt Sophomore | Texarkana, Texas

Opponent	Min	FG	3P	FT	ORB	DRB	TRB	PF	Pts.	Asst.	TO	ST	Blocks	+/-
Eastern Kentucky*	20:33	6-7	0-0	3-4	2	9	11	2	15	1	3	1	3	41
Northwestern State*	13:20	4-5	0-0	1-1	3	3	6	2	9	1	0	3	2	26
Charleston Southern*	12:00	3-6	0-0	1-2	0	3	3	2	7	0	2	0	1	15
Murray State*	26:07	2-4	0-0	1-2	2	2	4	3	5	1	0	1	2	31
Troy	16:41	3-5	0-0	3-4	2	6	8	3	9	0	4	1	1	18
Tulane*	18:36	3-3	0-0	3-4	3	4	7	2	9	1	1	1	2	3
Washington*	34:35	6-11	0-0	4-4	11	4	15	0	16	0	0	0	0	8
NC State*	20:48	0-1	0-0	0-0	3	3	6	1	0	0	0	0	0	5
NC Central*	17:49	5-8	0-0	3-3	4	5	9	2	13	0	0	1	2	43
Stanford*	14:38	0-1	0-0	0-0	2	1	3	2	0	2	0	0	0	-3
Grambling*	18:03	3-6	0-0	0-0	1	6	7	2	6	4	0	0	1	29
Louisiana-Lafayette	12:11	0-0	0-0	2-4	1	7	8	1	2	1	0	0	2	7
Seton Hall	22:41	2-3	0-0	0-1	1	1	2	3	4	1	2	2	1	15
at Illinois-Chicago	23:07	4-4	0-0	0-0	0	2	2	1	8	0	0	2	1	9
Albany	5:37	0-1	0-0	0-0	1	0	1	0	0	0	0	0	0	-5
at Arkansas	12:22	3-4	0-0	0-0	2	2	4	0	6	1	1	2	1	16
Auburn	22:14	2-4	0-0	0-2	0	2	2	4	4	0	1	0	3	21
at Tennessee	6:39	0-0	0-0	0-0	0	2	2	0	0	0	0	0	0	-6
Vanderbilt*	18:38	2-3	0-0	0-0	4	3	7	3	4	0	1	0	4	10
at Florida*	21:33	0-3	0-0	4-4	1	2	3	1	4	0	0	0	3	18
at South Carolina*	29:03	3-6	0-0	1-2	2	5	7	4	7	0	2	1	1	-9
Texas A&M*	21:44	0-1	0-0	1-2	4	4	8	3	1	2	1	0	2	13
Oklahoma*	5:50	1-1	0-0	0-0	1	2	3	3	2	0	1	0	0	-1
Mississippi State	--	--	--	--	--	--	--	--	--	--	--	--	--	--
at Missouri*	9:54	1-3	0-0	0-0	0	0	0	3	2	0	0	0	2	-3
Tennessee*	24:02	2-6	0-0	0-0	3	5	8	1	4	0	0	1	2	-4
at Texas*	35:41	1-3	0-0	1-4	3	6	9	3	3	0	3	1	3	-1
Georgia*	33:55	4-6	0-0	3-4	6	6	12	2	11	0	1	1	1	13
at Kentucky														
at Alabama														
Ole Miss														

*-Start

SEASON	TEAM	GP-GS	MIN/AVG	FG-FGA	FG%	3FG-ATT	3FG%	FT-FTA	FT%	ORB	DRB	TRB	AVG	PF-FO	A	TO	BLK	STL	PTS	AVG
2022-23	LSU	36-2	527/14.7	65-126	.516	1-1	1.000	35-62	.565	64	81	145	4.0	39-0	23	23	38	11	166	4.6
2023-24	LSU	7-6	162/23.1	31-47	.660	0-0	.000	20-34	.588	26	27	53	7.6	10-0	6	18	11	2	82	11.7
2024-25	LSU	27-19	518/19.2	60-105	.571	0-0	.000	31-47	.660	62	95	157	5.8	53-0	15	23	40	18	151	5.6
TOTAL		70-27	1208/17.3	156-278	.561	1-1	1.000	86-143	.601	152	203	355	5.1	102-0	44	64	89	31	399	5.7



#8

Jersey Wolfenbarger

Forward | 6-5 | Junior | Fort Smith, Arkansas

Opponent	Min	FG	3P	FT	ORB	DRB	TRB	PF	Pts.	Asst.	TO	ST	Blocks	+/-
Eastern Kentucky	13:50	1-2	0-0	0-0	0	1	1	0	2	0	2	1	1	4
Northwestern State	20:07	2-4	0-0	0-0	0	3	3	2	4	0	0	0	1	31
Charleston Southern	22:41	4-7	0-0	2-3	5	1	6	1	10	0	1	1	1	48
Murray State	9:44	0-1	0-0	0-2	0	1	1	2	0	0	1	1	1	6
Troy	15:19	4-5	0-0	4-5	1	2	3	3	12	0	2	0	0	15
Tulane	26:01	7-12	0-0	1-1	4	4	8	2	15	1	1	1	2	17
Washington	5:25	1-1	0-0	0-1	0	2	2	2	2	0	1	0	0	-7
NC State	19:59	1-1	0-0	1-2	1	3	4	2	3	0	0	0	3	14
NC Central	16:00	5-6	0-0	0-1	3	4	7	1	10	0	0	2	1	38
Stanford	3:47	0-1	0-0	0-0	1	1	2	0	0	0	1	0	0	-5
Grambling	12:41	3-4	0-0	0-1	0	1	1	0	6	0	2	0	0	11
Louisiana-Lafayette*	28:42	7-11	0-0	4-4	7	8	15	0	18	0	2	1	2	23
Seton Hall*	14:38	4-5	0-0	0-0	1	3	4	4	8	0	2	0	0	11
at Illinois-Chicago*	17:32	2-3	0-0	1-3	3	3	6	3	5	1	1	0	1	11
Albany*	32:53	3-5	0-0	5-6	6	1	7	2	11	1	1	2	0	15
at Arkansas*	15:09	4-7	0-0	0-0	4	1	5	1	8	0	3	2	1	23
Auburn*	14:08	1-2	0-0	0-0	2	2	4	2	2	0	1	0	0	0
at Tennessee*	3:38	1-1	0-0	0-0	1	1	2	0	2	0	1	1	0	-2
Vanderbilt	9:51	1-3	0-0	0-2	3	2	5	1	2	0	1	0	0	-5
at Florida	8:19	0-0	0-0	0-0	0	0	0	1	0	0	0	0	0	0
at South Carolina	8:58	0-0	0-0	0-0	1	2	3	2	0	0	0	0	0	-1
Texas A&M	14:44	0-1	0-0	1-4	2	1	3	3	1	0	2	0	1	1
Oklahoma	16:19	2-2	0-0	0-0	0	2	2	5	4	0	1	1	0	6
Mississippi State*	28:04	5-8	0-0	2-5	2	5	7	1	12	0	2	2	2	14
at Missouri	4:01	0-0	0-0	2-2	0	0	0	1	2	0	0	1	0	1
Tennessee	8:43	0-0	0-0	0-0	1	1	2	1	0	0	0	2	0	8
at Texas	5:06	0-1	0-0	0-0	1	0	1	0	0	0	0	1	0	-3
Georgia*	25:42	4-5	0-0	8-12	5	7	12	1	16	1	1	2	3	10
at Kentucky														
at Alabama														
Ole Miss														

*-Start

SEASON	TEAM	GP-GS	MIN/AVG	FG-FGA	FG%	3FG-ATT	3FG%	FT-FTA	FT%	ORB	DRB	TRB	AVG	PF-FO	A	TO	BLK	STL	PTS	AVG
2021-22	ARK	30-23	666/22.2	87-215	.405	17-70	.243	34-71	.479	37	93	130	4.3	76-2	32	37	27	21	225	7.5
2022-23	ARK	35-3	567/16.2	48-128	.375	10-50	.200	32-48	.667	35	80	115	3.3	42-0	9	20	23	10	138	3.9
2023-24	DNP																			
2024-25	LSU	26-8	391/15.0	58-92	.630	0-0	.000	23-42	.548	48	55	103	4.0	42-1	3	28	17	18	139	5.3
TOTAL FOR LSU		28-9	422/15.1	62-98	.633	0-0	.000	31-54	.574	54	62	116	4.1	43-1	4	29	20	21	155	5.5
TOTAL		93-35	1655/17.8	197-441	.447	27-120	.225	97-173	.561	126	235	361	3.9	161-3	45	86	70	52	518	5.6



#12

Mikaylah Williams

Guard | 6-0 | Sophomore | Bossier City, Louisiana

Opponent	Min	FG	3P	FT	ORB	DRB	TRB	PF	Pts.	Asst.	TO	ST	Blocks	+/-
Eastern Kentucky*	28:42	7-14	0-2	4-4	0	6	6	2	18	2	2	2	0	36
Northwestern State*	27:01	7-13	2-6	0-0	0	4	4	3	16	4	4	4	1	42
Charleston Southern*	31:28	10-16	3-6	2-3	1	5	6	2	25	4	2	2	0	62
Murray State*	32:15	5-17	2-6	3-3	0	8	8	1	15	0	3	2	0	6
Troy*	25:16	6-9	2-2	0-0	1	1	2	3	14	3	1	0	0	18
Tulane*	26:48	2-8	0-2	4-4	0	3	3	1	8	5	2	0	0	17
Washington*	22:47	0-9	0-3	0-0	1	3	4	0	0	2	1	0	0	4
NC State*	31:42	7-13	4-7	6-6	1	2	3	4	24	1	5	2	0	10
NC Central*	16:44	4-9	1-2	1-2	1	2	3	4	10	2	1	3	0	44
Stanford*	41:44	12-18	5-9	3-3	0	9	9	3	32	1	0	0	0	7
Grambling*	26:16	5-10	1-3	5-6	3	3	6	2	16	5	3	3	2	43
Louisiana-Lafayette*	30:53	5-11	0-1	2-2	0	3	3	2	12	1	2	1	1	23
Seton Hall*	32:41	8-16	6-11	0-0	1	4	5	1	22	5	2	1	0	16
at Illinois-Chicago*	34:53	6-17	1-6	4-4	2	0	2	2	17	7	1	0	1	15
Albany*	32:21	7-16	0-4	4-4	1	4	5	1	18	2	3	2	1	14
at Arkansas*	22:11	5-7	1-1	3-3	1	1	2	1	14	0	1	0	1	31
Auburn*	32:11	3-9	0-4	4-4	0	4	4	1	10	4	3	1	0	6
at Tennessee*	33:52	7-11	1-4	1-1	0	3	3	2	16	1	3	0	0	3
Vanderbilt*	31:42	8-13	2-4	2-2	1	4	5	3	20	5	2	2	0	11
at Florida*	31:12	8-18	3-7	3-6	3	5	8	1	22	2	3	1	0	17
at South Carolina	36:48	5-17	1-5	2-2	3	3	6	0	13	3	5	1	1	2
Texas A&M*	27:55	3-8	0-1	2-2	3	3	6	4	8	2	0	0	0	19
Oklahoma*	37:24	12-20	7-12	6-7	0	7	7	1	37	5	2	3	0	13
Mississippi State*	36:06	8-16	4-8	2-2	0	3	3	2	22	4	4	0	0	12
at Missouri*	37:15	5-10	3-4	3-4	1	1	2	1	16	5	3	2	0	10
Tennessee*	36:49	6-15	2-7	2-2	1	1	2	5	16	7	2	1	1	6
at Texas*	36:50	7-19	1-7	3-3	0	1	1	4	18	2	2	1	0	-7
Georgia*	35:07	6-16	0-3	0-0	3	1	4	0	12	5	4	2	0	14
at Kentucky														
at Alabama														
Ole Miss														

*-Start

SEASON	TEAM	GP-GS	MIN/AVG	FG-FGA	FG%	3FG-ATT	3FG%	FT-FTA	FT%	ORB	DRB	TRB	AVG	PF-FO	A	TO	BLK	STL	PTS	AVG
2023-24	LSU	34-33	1087/32.0	186-395	.471	57-150	.380	64-82	.780	47	118	165	4.9	77-1	98	83	9	41	493	14.5
2024-25	LSU	28-28	877/31.3	174-375	.464	52-139	.374	71-79	.899	28	94	122	4.4	56-1	89	66	9	36	471	16.8
TOTAL		62-61	1963/31.7	360-770	.468	109-289	.377	135-161	.839	75	212	287	4.6	133-2	187	149	18	77	964	15.5



#13

Last-Tear Poa

Guard | 5-11 | Senior | Melbourne, Australia

Opponent	Min	FG	3P	FT	ORB	DRB	TRB	PF	Pts.	Asst.	TO	ST	Blocks	+/-
Eastern Kentucky	--	--	--	--	--	--	--	--	--	--	--	--	--	--
Northwestern State	--	--	--	--	--	--	--	--	--	--	--	--	--	--
Charleston Southern	--	--	--	--	--	--	--	--	--	--	--	--	--	--
Murray State	7:15	0-1	0-1	0-0	0	0	0	1	0	2	1	0	0	-12
Troy	14:11	0-3	0-0	1-2	0	2	2	3	1	3	0	0	0	22
Tulane	19:30	1-2	0-0	0-0	0	1	1	3	2	5	1	0	0	-5
Washington	18:59	1-4	0-3	0-0	0	0	0	3	2	3	1	0	0	-1
NC State*	3:50	0-0	0-0	0-0	0	0	0	0	0	0	0	0	0	-3
NC Central	12:34	1-3	0-0	10-14	2	0	2	2	12	3	0	1	0	39
Stanford	6:33	0-2	0-1	0-0	0	0	0	1	0	2	0	1	0	3
Grambling*	18:11	0-1	0-1	2-4	0	2	2	1	2	1	1	0	1	25
Louisiana-Lafayette*	23:22	1-2	0-1	3-4	0	0	0	3	5	4	4	1	0	23
Seton Hall*	0-3	0-2	0-0	0-0	1	0	1	3	0	3	0	0	0	27
at Illinois-Chicago*	22:38	2-4	0-1	3-3	0	1	1	3	7	3	2	1	0	21
Albany*	3:40	0-0	0-0	0-0	0	0	0	0	0	3	0	0	0	-4
at Arkansas*	20:24	3-6	3-4	0-0	0	1	1	2	9	6	3	2	0	26
Auburn*	14:31	0-0	0-0	0-0	0	1	1	1	0	1	4	0	0	-11
at Tennessee	7:39	0-0	0-0	0-0	0	0	0	1	0	0	2	0	0	-5
Vanderbilt	2:47	0-0	0-0	1-2	0	1	1	2	1	0	0	0	0	-2
at Florida	4:48	0-1	0-1	0-0	0	0	0	1	0	0	2	0	0	-4
at South Carolina	2:59	0-1	0-1	0-0	0	0	0	0	0	0	0	0	0	-3
Texas A&M	--	--	--	--	--	--	--	--	--	--	--	--	--	--
Oklahoma	--	--	--	--	--	--	--	--	--	--	--	--	--	--
Mississippi State	--	--	--	--	--	--	--	--	--	--	--	--	--	--
at Missouri	6:50	0-0	0-0	0-0	1	1	2	1	0	2	1	0	0	8
Tennessee	--	--	--	--	--	--	--	--	--	--	--	--	--	--
at Texas	26:04	0-2	0-0	2-2	1	1	2	4	2	3	1	0	0	-5
Georgia*	11:02	1-2	1-2	0-0	0	0	0	0	3	1	1	0	0	12
at Kentucky														
at Alabama														
Ole Miss														

*-Start

SEASON	TEAM	GP-GS	MIN/AVG	FG-FGA	FG%	3FG-ATT	3FG%	FT-FTA	FT%	ORB	DRB	TRB	AVG	PF-FO	A	TO	BLK	STL	PTS	AVG
2022-23	LSU	36-2	450/12.5	31-92	.337	10-30	.333	51-58	.879	7	36	43	1.2	46-0	42	35	4	19	123	3.4
2023-24	LSU	36-10	725/20.1	45-107	.421	10-34	.294	78-92	.848	7	47	54	1.5	70-0	109	75	13	40	178	4.9
2024-25	LSU	21-9	275/13.1	10-37	.270	4-18	.222	22-31	.710	5	11	16	0.8	35-0	42	27	1	6	46	2.2
TOTAL		93-21	1450/15.6	86-236	.364	24-82	.293	151-181	.834	19	94	113	1.2	151-0	193	137	18	65	347	3.7



#14

Izzy Besselman

Guard | 5-10 | Junior | Baton Rouge, La.

Opponent	Min	FG	3P	FT	ORB	DRB	TRB	PF	Pts.	Asst.	TO	ST	Blocks	+/-
Eastern Kentucky	--	--	--	--	--	--	--	--	--	--	--	--	--	--
Northwestern State	--	--	--	--	--	--	--	--	--	--	--	--	--	--
Charleston Southern	--	--	--	--	--	--	--	--	--	--	--	--	--	--
Murray State	--	--	--	--	--	--	--	--	--	--	--	--	--	--
Troy	--	--	--	--	--	--	--	--	--	--	--	--	--	--
Tulane	--	--	--	--	--	--	--	--	--	--	--	--	--	--
Washington	--	--	--	--	--	--	--	--	--	--	--	--	--	--
NC State	--	--	--	--	--	--	--	--	--	--	--	--	--	--
NC Central	--	--	--	--	--	--	--	--	--	--	--	--	--	--
Stanford	--	--	--	--	--	--	--	--	--	--	--	--	--	--
Grambling	--	--	--	--	--	--	--	--	--	--	--	--	--	--
Louisiana-Lafayette	--	--	--	--	--	--	--	--	--	--	--	--	--	--
Seton Hall	--	--	--	--	--	--	--	--	--	--	--	--	--	--
at Illinois-Chicago	--	--	--	--	--	--	--	--	--	--	--	--	--	--
Albany	--	--	--	--	--	--	--	--	--	--	--	--	--	--
at Arkansas	--	--	--	--	--	--	--	--	--	--	--	--	--	--
Auburn	--	--	--	--	--	--	--	--	--	--	--	--	--	--
at Tennessee	--	--	--	--	--	--	--	--	--	--	--	--	--	--
Vanderbilt	--	--	--	--	--	--	--	--	--	--	--	--	--	--
at Florida	--	--	--	--	--	--	--	--	--	--	--	--	--	--
at South Carolina	--	--	--	--	--	--	--	--	--	--	--	--	--	--
Texas A&M	--	--	--	--	--	--	--	--	--	--	--	--	--	--
Oklahoma	--	--	--	--	--	--	--	--	--	--	--	--	--	--
Mississippi State	--	--	--	--	--	--	--	--	--	--	--	--	--	--
at Missouri	--	--	--	--	--	--	--	--	--	--	--	--	--	--
Tennessee	--	--	--	--	--	--	--	--	--	--	--	--	--	--
at Texas	--	--	--	--	--	--	--	--	--	--	--	--	--	--
Georgia	--	--	--	--	--	--	--	--	--	--	--	--	--	--
at Kentucky														
at Alabama														
Ole Miss														

*-Start

SEASON	TEAM	GP-GS	MIN/AVG	FG-FGA	FG%	3FG-ATT	3FG%	FT-FTA	FT%	ORB	DRB	TRB	AVG	PF-FO	A	TO	BLK	STL	PTS	AVG
2022-23	LSU	19-0	35/1.9	3-5	.600	0-1	.000	0-2	.000	3	5	8	0.4	3-0	0	2	0	0	6	0.3
2023-24	LSU	20-0	42/2.1	2-3	.667	0-1	.000	2-4	.500	0	9	9	0.5	4-0	0	2	1	2	6	0.3
2024-25	LSU	0-0	0/0.0	0-0	.000	0-0	.000	0-0	.000	0	0	0	0.0	0-0	0	0	0	0	0	0.0
TOTAL		39-0	77/2.0	5-8	.625	0-2	.000	2-6	.333	3	14	17	0.4	7-0	0	4	1	2	12	0.3



#16

Kailyn Gilbert

Guard | 5-8 | Junior | Tampa, Florida

Opponent	Min	FG	3P	FT	ORB	DRB	TRB	PF	Pts.	Asst.	TO	ST	Blocks	+/-
Eastern Kentucky	20:55	3-9	1-1	2-3	0	2	2	0	9	2	2	2	0	22
Northwestern State	21:30	6-10	0-1	1-2	1	6	7	3	13	3	1	6	0	42
Charleston Southern	26:09	6-11	0-0	2-2	2	7	9	1	14	9	0	3	0	53
Murray State	10:39	3-6	1-3	0-1	2	2	4	2	7	1	4	0	0	9
Troy	19:48	0-7	0-2	1-2	2	1	3	1	1	2	1	1	0	19
Tulane	13:09	1-7	0-2	1-2	0	0	0	0	3	2	1	2	0	-8
Washington	17:28	3-8	0-1	2-2	2	1	3	3	8	0	2	1	0	-4
NC State	24:45	5-8	2-2	0-0	1	3	4	2	12	4	3	0	0	19
NC Central	21:52	8-12	1-2	2-2	0	3	3	0	19	0	3	4	1	35
Stanford	34:09	9-12	1-2	6-7	0	1	1	2	25	4	1	1	0	14
Grambling	21:00	2-9	0-1	0-0	4	2	6	3	4	1	3	0	0	9
Louisiana-Lafayette	18:51	5-9	0-0	4-4	0	2	2	2	14	1	5	0	0	17
Seton Hall	17:18	5-7	0-0	4-4	2	2	4	0	14	2	3	1	0	21
at Illinois-Chicago	17:13	2-6	2-3	2-2	0	1	1	3	8	1	1	0	0	3
Albany	25:19	2-9	0-1	4-4	1	4	5	1	8	3	0	1	0	16
at Arkansas	17:57	7-12	2-6	0-0	0	3	3	0	16	1	2	0	0	20
Auburn	17:11	8-10	0-0	1-1	0	1	1	0	17	1	1	0	0	-1
at Tennessee	30:19	9-17	0-1	4-5	2	3	5	1	22	1	1	2	0	10
Vanderbilt	14:48	2-7	0-1	2-2	1	2	3	2	6	0	2	0	0	-7
at Florida	15:44	1-9	9-1	1-1	0	0	0	0	3	2	0	0	0	-1
at South Carolina	15:19	1-7	0-0	0-0	0	1	1	0	2	0	0	0	0	-13
Texas A&M	17:39	2-12	2-7	0-0	5	2	7	0	6	2	1	0	0	-2
Oklahoma	16:29	1-5	1-2	2-2	0	1	1	2	5	1	0	1	0	-6
Mississippi State	12:24	1-8	1-3	0-0	0	0	0	0	3	3	1	1	0	5
at Missouri	17:10	0-5	0-1	0-0	0	2	2	2	0	1	2	0	0	11
Tennessee	21:54	7-15	3-4	6-7	1	0	1	1	23	0	1	1	0	7
at Texas	5:30	1-3	0-1	1-1	0	0	0	0	3	0	1	0	0	-3
Georgia	24:45	6-12	2-5	1-2	0	2	2	1	15	2	0	1	0	12
at Kentucky														
at Alabama														
Ole Miss														

*-Start

SEASON	TEAM	GP-GS	MIN/AVG	FG-FGA	FG%	3FG-ATT	3FG%	FT-FTA	FT%	ORB	DRB	TRB	AVG	PF-FO	A	TO	BLK	STL	PTS	AVG
2022-23	ARIZ	32-0	340/10.6	58-144	.403	13-37	.351	28-39	.718	10	36	46	1.4	41-0	35	33	0	22	157	4.9
2023-24	ARIZ	23-19	648/28.2	125-298	.419	24-60	.400	74-96	.771	20	102	122	5.3	34-0	53	63	0	31	348	15.1
2024-25	LSU	28-0	537/19.2	106-252	.421	19-53	.358	49-58	.845	26	54	80	2.9	32-0	49	42	1	28	280	10.0
TOTAL FOR LSU		28-0	537/19.2	106-252	.421	19-53	.358	49-58	.845	26	54	80	2.9	32-0	49	42	1	28	280	10.0
TOTAL		83-19	1524/18.4	289-694	.416	56-150	.373	151-193	.782	56	192	248	3.0	107-0	137	138	1	81	785	9.5



#23

Aalyah Del Rosario

Center | 6-6 | Sophomore | Santo Domingo, Dominican Republic

Opponent	Min	FG	3P	FT	ORB	DRB	TRB	PF	Pts.	Asst.	TO	ST	Blocks	+/-
Eastern Kentucky	8:35	0-2	0-0	0-2	0	5	5	1	0	0	0	0	0	3
Northwestern State	17:59	2-5	0-0	3-5	2	4	6	3	7	0	2	1	3	25
Charleston Southern	12:37	4-5	0-0	1-2	1	5	6	4	9	0	2	0	1	18
Murray State	1:48	0-0	0-0	0-0	0	0	0	1	0	0	0	0	0	-9
Troy	11:16	0-3	0-0	3-6	2	6	8	1	3	0	0	0	0	14
Tulane	1:34	0-1	0-0	0-0	1	0	1	0	0	0	0	0	0	-3
Washington	--	--	--	--	--	--	--	--	--	--	--	--	--	--
NC State	--	--	--	--	--	--	--	--	--	--	--	--	--	--
NC Central	12:19	0-5	0-0	4-4	4	1	5	3	4	1	2	0	1	20
Stanford	--	--	--	--	--	--	--	--	--	--	--	--	--	--
Grambling	12:43	3-3	0-0	1-1	3	1	4	4	7	0	1	1	1	5
Louisiana-Lafayette	4:54	1-2	0-0	0-1	0	1	1	1	2	0	0	0	0	4
Seton Hall	2:06	0-0	0-0	0-0	0	0	0	0	0	0	0	0	0	1
at Illinois-Chicago	--	--	--	--	--	--	--	--	--	--	--	--	--	--
Albany	1:17	0-0	0-0	0-0	0	1	1	1	0	0	0	0	0	4
at Arkansas	10:43	1-3	0-0	0-0	3	0	3	1	2	0	0	0	0	-2
Auburn	3:38	1-1	0-0	0-0	0	0	0	0	2	1	0	0	0	-11
at Tennessee	--	--	--	--	--	--	--	--	--	--	--	--	--	--
Vanderbilt	1:56	0-1	0-0	0-2	1	0	1	0	0	0	0	0	0	-1
at Florida	9:38	0-0	0-0	0-0	0	1	1	5	0	0	2	0	1	4
at South Carolina	--	--	--	--	--	--	--	--	--	--	--	--	--	--
Texas A&M	7:38	0-4	0-0	0-0	2	3	5	1	0	0	0	0	0	-6
Oklahoma	12:14	1-1	0-0	0-0	0	0	0	4	2	0	0	0	1	0
Mississippi State	5:13	1-2	0-0	0-0	0	2	2	1	2	0	0	0	0	2
at Missouri	1:47	1-1	0-0	0-0	0	0	0	1	2	0	0	0	0	-2
Tennessee	--	--	--	--	--	--	--	--	--	--	--	--	--	--
at Texas	1:11	0-0	0-0	0-0	0	0	0	0	0	0	0	0	0	-2
Georgia	0:31	0-0	0-0	0-0	0	0	0	1	0	0	1	0	0	-1
at Kentucky														
at Alabama														
Ole Miss														

*-Start

SEASON	TEAM	GP-GS	MIN/AVG	FG-FGA	FG%	3FG-ATT	3FG%	FT-FTA	FT%	ORB	DRB	TRB	AVG	PF-FO	A	TO	BLK	STL	PTS	AVG
2023-24	LSU	37-1	416/11.2	60-111	.541	0-0	.000	53-93	.570	47	82	129	3.5	63-0	8	30	30	15	173	4.7
2024-25	LSU	21-0	142/6.7	15-39	.385	0-0	.000	12-23	.522	19	30	49	2.3	33-1	2	10	8	2	42	2.0
TOTAL		58-1	557/9.6	75-150	.500	0-0	.000	65-116	.560	66	112	178	3.1	96-1	10	40	38	17	215	3.7



#24

Aneesah Morrow

Forward | 6-1 | Senior | Chicago, Illinois

Opponent	Min	FG	3P	FT	ORB	DRB	TRB	PF	Pts.	Asst.	TO	ST	Blocks	+/-
Eastern Kentucky*	27:53	9-11	0-0	2-4	5	5	10	2	20	3	2	1	1	48
Northwestern State*	20:08	4-11	0-0	3-3	1	4	5	1	11	1	0	2	1	31
Charleston Southern*	29:25	7-12	0-0	7-8	7	13	20	2	21	1	0	0	1	62
Murray State*	38:27	4-11	0-0	2-4	4	10	14	2	10	1	1	2	0	10
Troy*	29:10	8-11	0-1	7-10	1	12	13	1	23	2	3	5	1	34
Tulane*	33:09	10-17	0-1	3-3	5	11	16	0	23	0	1	2	0	3
Washington*	39:33	5-17	1-2	8-12	6	7	13	0	19	0	4	2	0	3
NC State*	39:13	8-17	0-1	4-4	4	11	15	1	20	0	3	3	1	15
NC Central*	24:10	8-13	0-0	1-2	6	5	11	0	17	3	1	3	0	56
Stanford*	38:35	4-12	0-0	0-0	6	10	16	4	8	2	1	3	0	2
Grambling*	23:41	10-14	0-0	6-7	8	8	16	0	26	1	3	4	1	42
Louisiana-Lafayette*	26:19	4-10	0-0	7-8	6	9	15	3	15	0	3	5	0	17
Seton Hall*	35:15	8-13	2-3	6-8	5	14	19	2	24	2	2	3	1	26
at Illinois-Chicago*	38:27	8-16	2-3	1-2	4	9	13	2	19	3	2	4	2	19
Albany*	30:42	8-13	0-0	4-5	7	11	18	2	20	2	2	1	0	23
at Arkansas*	26:27	5-10	1-2	0-0	6	4	10	0	11	1	3	2	1	32
Auburn*	40:00	9-12	0-0	3-4	4	10	14	2	21	1	2	3	0	10
at Tennessee*	38:07	9-17	0-1	5-5	8	13	21	2	23	2	3	0	0	4
Vanderbilt*	40:00	10-19	0-1	3-4	4	11	15	2	23	1	3	2	0	6
at Florida*	33:38	9-13	0-0	2-6	4	6	10	2	20	2	1	3	0	26
at South Carolina*	38:09	6-19	0-1	3-4	9	7	16	5	15	1	2	2	0	-6
Texas A&M*	34:26	8-16	0-2	3-4	5	4	9	3	19	0	2	4	2	17
Oklahoma*	36:10	6-15	1-2	8-11	4	8	12	3	21	1	2	1	0	12
Mississippi State*	38:42	7-17	0-1	4-7	8	12	20	4	18	1	0	2	1	14
at Missouri*	37:44	3-13	0-2	7-10	9	5	14	3	13	2	2	4	0	10
Tennessee*	34:42	4-16	0-1	6-6	5	9	14	3	14	3	4	1	1	-1
at Texas*	36:58	6-15	0-1	3-4	4	16	20	4	15	2	4	3	0	-7
Georgia	--	--	--	--	--	--	--	--	--	--	--	--	--	--
at Kentucky														
at Alabama														
Ole Miss														

*-Start

SEASON	TEAM	GP-GS	MIN/AVG	FG-FGA	FG%	3FG-ATT	3FG%	FT-FTA	FT%	ORB	DRB	TRB	AVG	PF-FO	A	TO	BLK	STL	PTS	AVG
2021-22	DePaul	33-33	1003/30.4	286-551	.519	14-60	.233	136-193	.705	191	266	457	13.8	87-2	44	77	60	89	722	21.9
2022-23	DePaul	33-33	1159/35.1	341-802	.425	53-209	.254	113-175	.646	116	287	403	12.2	85-1	66	96	42	87	848	25.7
2023-24	LSU	37-34	1211/32.7	241-519	.464	13-60	.217	113-141	.801	125	244	369	10.0	84-0	64	69	42	93	608	16.4
2024-25	LSU	27-27	909/33.7	187-380	.492	7-25	.280	108-145	.745	145	244	389	14.4	55-1	38	56	14	67	489	18.1
TOTAL FOR LSU		64-61	2120/33.1	428-899	.476	20-85	.235	221-286	.773	270	488	758	11.8	139-1	102	125	56	160	1097	17.1
TOTAL		130-127	4283/32.9	1055-2252	.468	87-354	.246	470-654	.719	577	1041	1618	12.4	311-4	212	298	158	336	2667	20.5



#30

Jada Richard

Guard | 5-7 | Freshman | Lafayette, Louisiana

Opponent	Min	FG	3P	FT	ORB	DRB	TRB	PF	Pts.	Asst.	TO	ST	Blocks	+/-
Eastern Kentucky	7:47	0-0	0-0	0-0	0	0	0	1	0	0	1	0	0	-2
Northwestern State	14:10	1-3	0-2	0-0	0	1	1	0	2	1	0	1	0	10
Charleston Southern*	26:03	4-4	3-3	0-0	0	1	1	3	11	6	2	0	0	45
Murray State	5:13	1-2	1-1	0-0	0	0	0	1	3	0	0	0	0	0
Troy	12:11	2-3	0-0	4-4	0	1	1	2	8	1	1	0	0	14
Tulane	3:52	0-2	0-1	0-0	0	1	1	1	0	0	0	0	0	0
Washington	3:45	1-3	0-1	0-1	1	1	2	0	2	0	0	0	0	2
NC State	--	--	--	--	--	--	--	--	--	--	--	--	--	--
NC Central	19:05	5-9	0-1	0-0	0	0	0	2	10	1	0	1	0	35
Stanford	3:20	0-1	0-1	0-0	0	0	0	0	0	1	0	0	0	6
Grambling	14:27	3-7	2-4	1-1	0	1	1	3	9	3	2	1	0	15
Louisiana-Lafayette	12:53	0-3	0-1	1-2	0	1	1	1	1	0	1	1	0	6
Seton Hall	3:56	0-1	0-0	0-0	0	1	1	0	0	1	1	0	0	2
at Illinois-Chicago	3:26	1-1	1-1	0-0	0	0	0	0	3	0	1	0	0	-2
Albany	0:35	0-0	0-0	0-0	0	0	0	0	0	1	0	0	0	3
at Arkansas	8:54	2-5	1-4	1-2	0	1	1	1	6	1	1	1	0	-4
Auburn	0:26	0-0	0-0	0-0	0	0	0	0	0	0	0	0	0	2
at Tennessee	--	--	--	--	--	--	--	--	--	--	--	--	--	--
Vanderbilt	2:19	0-0	0-0	0-0	0	0	0	0	0	0	0	0	0	0
at Florida	5:27	0-1	0-1	0-0	0	0	0	0	0	1	1	1	0	-6
at South Carolina	--	--	--	--	--	--	--	--	--	--	--	--	--	--
Texas A&M	16:54	3-6	1-4	0-0	0	0	0	1	7	0	2	1	0	2
Oklahoma	3:59	0-3	0-2	2-2	0	0	0	0	2	1	0	0	0	-8
Mississippi State	4:46	0-3	0-1	0-0	0	0	0	0	0	0	1	0	0	4
at Missouri	1:54	2-3	1-1	1-2	0	1	1	0	6	1	0	0	0	6
Tennessee	5:23	2-2	1-1	0-0	0	0	0	2	5	0	0	0	0	1
at Texas	--	--	--	--	--	--	--	--	--	--	--	--	--	--
Georgia	4:38	0-2	0-1	0-0	0	0	0	2	0	1	0	2	0	0
at Kentucky														
at Alabama														
Ole Miss														

*-Start

SEASON	TEAM	GP-GS	MIN/AVG	FG-FGA	FG%	3FG-ATT	3FG%	FT-FTA	FT%	ORB	DRB	TRB	AVG	PF-FO	A	TO	BLK	STL	PTS	AVG
2024-25	LSU	24-1	186/7.7	27-64	.422	11-31	.355	10-14	.714	1	10	11	0.5	20-0	20	14	0	9	75	3.1
TOTAL		24-1	186/7.7	27-64	.422	11-31	.355	10-14	.714	1	10	11	0.5	20-0	20	14	0	9	75	3.1



#50

Shayeann Day-Wilson

Guard | 5-6 | Senior | Toronto, Canada

Opponent	Min	FG	3P	FT	ORB	DRB	TRB	PF	Pts.	Asst.	TO	ST	Blocks	+/-
Eastern Kentucky*	32:54	2-5	2-3	0-0	0	5	5	1	6	3	2	1	0	46
Northwestern State*	36:35	1-5	0-3	1-2	0	2	2	4	3	1	2	1	0	29
Charleston Southern	--	--	--	--	--	--	--	--	--	--	--	--	--	--
Murray State*	32:19	4-9	1-5	0-0	1	2	3	3	9	8	1	3	0	26
Troy*	15:44	0-4	0-2	0-0	2	0	2	3	0	3	2	1	0	3
Tulane*	21:46	0-4	0-2	0-0	1	1	2	4	0	2	2	1	0	13
Washington*	18:58	0-4	0-3	0-0	0	0	0	2	0	7	0	1	0	-2
NC State	35:12	3-8	1-2	0-2	0	7	7	2	7	9	5	0	0	19
NC Central*	10:49	2-4	0-1	0-0	1	2	3	2	4	4	0	0	0	20
Stanford*	38:31	3-12	1-4	1-4	0	2	2	3	8	3	1	4	0	-2
Grambling	--	--	--	--	--	--	--	--	--	--	--	--	--	--
Louisiana-Lafayette	--	--	--	--	--	--	--	--	--	--	--	--	--	--
Seton Hall	--	--	--	--	--	--	--	--	--	--	--	--	--	--
at Illinois-Chicago	--	--	--	--	--	--	--	--	--	--	--	--	--	--
Albany	21:14	3-9	1-5	0-0	0	2	2	2	7	1	0	0	0	9
at Arkansas	15:38	0-6	0-4	1-2	0	2	2	3	1	8	2	1	0	10
Auburn	22:52	0-1	0-0	3-4	0	2	2	0	3	2	1	2	0	25
at Tennessee*	32:21	1-5	0-1	0-0	0	1	1	2	2	3	2	0	0	7
Vanderbilt*	32:06	1-3	0-0	0-0	0	0	0	3	2	3	5	3	0	12
at Florida*	25:52	2-4	0-1	0-0	0	0	0	2	4	2	0	2	0	25
at South Carolina*	33:38	2-8	1-3	1-1	0	1	1	3	6	5	4	2	0	-5
Texas A&M*	21:06	0-2	0-1	0-0	0	3	3	1	0	2	0	1	0	6
Oklahoma*	28:17	3-5	1-3	2-4	1	3	4	4	9	9	5	2	0	10
Mississippi State*	29:34	1-6	0-1	0-0	0	6	6	4	2	4	2	1	0	8
at Missouri*	20:18	0-2	0-2	0-0	0	1	1	0	0	0	2	0	0	-8
Tennessee*	16:19	0-3	0-1	0-0	0	1	1	1	0	2	2	1	0	-3
at Texas*	9:22	0-3	0-0	1-2	0	0	0	2	1	0	2	1	0	1
Georgia	24:20	0-2	0-2	1-2	0	2	2	3	1	3	1	1	0	4
at Kentucky														
at Alabama														
Ole Miss														

*-Start

SEASON	TEAM	GP-GS	MIN/AVG	FG-FGA	FG%	3FG-ATT	3FG%	FT-FTA	FT%	ORB	DRB	TRB	AVG	PF-FO	A	TO	BLK	STL	PTS	AVG
2021-22	DUKE	29-17	807/27.8	122-324	.377	43-128	.336	81-117	.692	18	70	88	3.0	60-2	107	95	1	35	368	12.7
2022-23	DUKE	33-29	801/24.3	84-249	.337	31-106	.292	67-98	.684	11	85	96	2.9	67-0	83	63	0	21	266	8.1
2023-24	MIAMI	31-25	929/30.0	132-319	.414	60-163	.368	44-61	.721	12	73	85	2.7	71-1	110	65	2	23	368	11.9
2024-25	LSU	21-17	532/25.3	28-109	.257	8-47	.170	9-19	.474	6	43	49	2.3	49-0	81	40	0	27	73	3.5
TOTAL FOR LSU		23-18	566/24.6	28-114	.246	8-49	.163	11-23	.478	6	45	51	2.2	54-0	84	43	0	29	75	3.3
TOTAL		116-89	3103/26.7	366-1006	.364	142-446	.318	203-299	.679	47	273	320	2.8	252-3	384	266	3	108	1077	9.3



Official Basketball Box Score - Final
Eastern Ky. at LSU
11/04/24 Morehead Assembly Center, Baton Rouge
2024-25 Women's Basketball

Game Time: 7:00 PM
Game Duration: 1:56
Attendance: 9,622

Officials: William Smith, Sarah Williams, Daniel Drake

Eastern Ky. - 44

Record: 0-1

NO. Name	Min	FG M-A	3P M-A	FT M-A	Rebounds OR DR TOT	Fouls PF FD	TP	AS	TO	ST	Blocks BS BA	+
5 Rhianna Toussaint	F 22:58	3-10	2-7	0-0	1 3 4	4 0 8	2	2	1	0	1	-29
32 Jasmine McGinnis-Taylor	F 26:40	2-5	0-0	1-2	5 2 7	4 4 8	5	1	2	2	0	-35
11 Althea Kara Angeles	G 16:43	1-5	0-3	0-0	0 0 0	2 3 2	1	0	1	0	0	-22
20 Kaitlyn Costner	G 32:50	4-14	0-3	1-1	1 5 6	2 4 9	3	5	1	0	0	-39
30 Alice Recanatoni	G 33:37	4-13	1-3	0-2	0 4 4	2 2 9	0	4	1	0	2	-49
31 Liz Freihof	26:19	3-12	3-10	0-0	1 1 2	2 0 9	1	1	3	0	0	-33
24 Kalani Lindsey	11:40	1-2	0-0	0-0	2 1 3	2 0 2	0	2	0	0	0	-17
22 Mya Wardle	16:06	0-5	0-4	0-0	0 2 2	1 0 0	2	1	1	0	0	-20
4 Capria Brown	06:44	0-2	0-1	0-0	0 0 0	1 0 0	0	1	0	0	0	-2
2 Love Mays	05:24	0-1	0-0	0-0	0 0 0	1 0 0	0	0	3	0	0	-9
Team					2 1 3	0 0 0						
Totals		18-69	6-31	2-5	12 19 31	21 13 44	10	21	10	0	5	-51

Technical Fouls: NONE

Shooting By Period
1 st FG% 4-15 26.7%
3PT% 3-8 37.5%
FT% 0-0 0%
2 nd FG% 6-16 37.5%
3PT% 1-6 16.7%
FT% 0-0 0%
3 rd FG% 4-19 21.1%
3PT% 1-9 11.1%
FT% 1-1 100%
4 th FG% 4-19 21.1%
3PT% 1-8 12.5%
FT% 1-4 25%
GM FG% 19-69 26.1%
3PT% 6-31 19.4%
FT% 2-5 40.0%

Dead Ball Rebounds: 3, 0

LSU - 95

Record: 1-0

NO. Name	Min	FG M-A	3P M-A	FT M-A	Rebounds OR DR TOT	Fouls PF FD	TP	AS	TO	ST	Blocks BS BA	+
5 Sa'Myah Smith	F 20:33	6-7	0-0	3-4	2 9 11	2 3	15	1	3	1	3	0 41
24 Aneeshah Morrow	F 27:53	9-11	0-0	2-4	5 5 10	2 7	20	3	2	1	1	0 48
4 Flau/Jae Johnson	G 34:14	10-15	2-5	3-3	1 4 5	4 2	25	2	3	1	0	0 56
12 Mikaylah Williams	G 28:42	7-14	0-2	4-4	0 6 6	2 2	18	2	2	0	0	0 36
50 Shayean Day-Wilson	G 32:54	2-5	2-3	0-0	0 5 5	1 1	6	3	2	1	0	0 46
16 Kaitlyn Gilbert	20:55	3-9	1-1	2-3	0 2 2	0 2	9	2	2	2	0	0 22
2 Amani Bartlett	04:28	0-0	0-0	0-0	0 1 1	0 0	0	0	0	0	0	0 1
8 Jersey Wollenbarger	13:50	1-2	0-0	0-0	0 1 1	0 0	1	2	0	2	1	0 4
30 Jada Richard	07:57	0-0	0-0	0-0	0 0 0	1 1	0	0	1	0	0	0 -2
23 Aaliyah Del Rosario	08:35	0-2	0-0	0-2	0 5 5	1 2	0	0	0	0	0	0 3
Team					3 0 3	0 0 0						
Totals		38-65	5-11	14-20	11 38 49	14 21 35	95	13	17	9	5	0 51

Technical Fouls: Coach 4th 8:15

Shooting By Period
1 st FG% 12-19 63.2%
3PT% 1-3 33.3%
FT% 2-3 66.7%
2 nd FG% 6-15 40.0%
3PT% 2-3 66.7%
FT% 7-10 70%
3 rd FG% 10-13 76.9%
3PT% 1-1 100.0%
FT% 4-6 66.7%
4 th FG% 10-18 55.6%
3PT% 1-4 25.0%
FT% 1-1 100%
GM FG% 38-65 58.5%
3PT% 5-11 45.5%
FT% 14-20 70.0%

Dead Ball Rebounds: 3, 1

	EKU	LSU
Biggest lead	1 (1 st 9:33)	51 (4 th 0:50)
Best Scoring Run	5 (4 th 7:53)	12 (4 th 9:49)
Lead Changes	0	10
Times Tied	0	0
Time with Lead	01:14	38:40

Points from	EKU	LSU
Turnovers	12	25
Paint	24	38
Second Chance	10	12
Fast Breaks	9	20
Bench	11	11

Period by Period Scoring
1st 2nd 3rd 4th TOT
LSU 27 21 25 22 95



Official Basketball Box Score - Final
Charleston So. at LSU
11/12/24 Marvich Assembly Center, Baton Rouge
2024-25 Women's Basketball

Game Time: 11:00 AM
Game Duration: 1:57
Attendance: 11,095

Officials: Frank Steratore, Talisa Green, Agnese G Carr.

Charleston So. - 44

Record: 0-4

NO. Name	Min	FG M-A	3P M-A	FT M-A	Rebounds OR DR TOT	Fouls PF FD	TP	AS	TO	ST	Blocks BS BA	+
20 Madison Adamson	F 29:33	2-6	0-2	2-3	1 3 4	4 3	6	0	0	0	0	-55
22 Saniya Jones	F 14:18	0-2	0-0	0-0	1 2 3	5 1	0	1	2	1	0	-27
1 Catherine Alben	G 29:28	5-16	1-7	4-4	1 1 2	3 2	15	1	4	2	0	-51
15 Alaina Nettles	G 20:57	1-4	0-0	0-0	2 0 2	0 0	2	1	3	0	0	-42
21 Shimeil Muhammad	G 17:43	1-8	1-5	0-0	1 0 1	1 0	3	0	1	1	1	-37
12 Keshunni Nichols	14:43	2-5	0-0	0-0	1 0 1	5 4	4	0	4	0	2	-1
33 Tyonna Bailey	15:27	0-3	0-2	0-0	0 0 0	1 3	0	0	0	0	1	-25
13 Taylor Caldwell	08:55	0-0	0-0	0-0	0 1 1	0 0	0	0	0	0	0	-18
4 Caelan Ellis	11:24	0-5	0-4	0-0	0 1 1	0 0	0	1	0	0	0	-27
23 Maya Robinson	12:42	2-7	0-3	1-4	0 1 1	1 3	5	1	0	0	0	-28
10 Courtney Davis	10:00	0-0	0-0	0-0	0 1 1	0 0	0	2	1	0	0	-15
11 Alba Garcia	10:00	3-8	2-6	0-0	1 0 1	0 1	8	0	0	0	0	-15
35 Laura Ortega-Mora	04:50	0-2	0-2	1-2	1 1 2	0 2	1	1	1	0	0	-1
Team					2 1 3	0 0 1						
Totals		16-66	4-31	8-13	11 12 23	20 19 44	8	17	4	5	5	-73

Technical Fouls: NONE

Shooting By Period
1 st FG% 4-19 21.1%
3PT% 1-10 10.0%
FT% 0-0 0%
2 nd FG% 4-13 30.8%
3PT% 1-4 25.0%
FT% 4-5 80%
3 rd FG% 3-13 23.1%
3PT% 0-6 0%
FT% 0-2 0%
4 th FG% 5-21 23.8%
3PT% 2-11 18.2%
FT% 4-6 66.7%
GM FG% 16-66 24.2%
3PT% 4-31 12.9%
FT% 8-13 61.5%

Dead Ball Rebounds: 2, 0

LSU - 117

Record: 3-0

NO. Name	Min	FG M-A	3P M-A	FT M-A	Rebounds OR DR TOT	Fouls PF FD	TP	AS	TO	ST	Blocks BS BA	+
5 Sa'Myah Smith	F 12:00	3-6	0-0	1-2	0 3 3	2 1	7	0	2	0	1	1 15
24 Aneeshah Morrow	F 29:25	7-12	0-0	7-8	7 13 20	2 6	21	1	0	0	1	1 62
4 Flau/Jae Johnson	G 30:13	7-15	1-4	3-5	6 4 10	3 6	18	3	3	0	1	1 54
12 Mikaylah Williams	G 31:28	10-16	3-6	2-3	1 5 6	2 2	25	4	2	2	0	0 62
30 Jada Richard	G 26:03	4-4	3-3	0-0	0 1 1	3 1	11	6	2	0	0	0 45
8 Jersey Wollenbarger	22:41	4-7	0-0	2-3	5 1 6	1 2	10	0	1	1	1	2 48
16 Kaitlyn Gilbert	26:09	6-11	0-0	2-2	2 7 9	1 1	14	9	0	3	0	0 53
2 Amani Bartlett	09:24	1-2	0-0	0-0	0 0 0	1 0	2	0	1	0	0	0 8
23 Aaliyah Del Rosario	12:37	4-5	0-0	1-2	1 5 6	4 1	9	0	2	0	1	0 18
Team					3 2 5	0 0 1						
Totals		46-78	7-13	18-25	25 41 66	19 20 117	23	14	6	5	5	73

Technical Fouls: NONE

Shooting By Period
1 st FG% 10-16 62.5%
3PT% 1-1 100.0%
FT% 3-3 100%
2 nd FG% 12-23 52.2%
3PT% 3-6 50.0%
FT% 5-7 71.4%
3 rd FG% 13-19 68.4%
3PT% 1-4 25.0%
FT% 3-5 60%
4 th FG% 11-20 55.0%
3PT% 2-2 100.0%
FT% 7-10 70%
GM FG% 46-78 59.0%
3PT% 7-13 53.8%
FT% 18-25 72.0%

Dead Ball Rebounds: 2, 1

	CSU	LSU
Biggest lead	5 (1 st 8:33)	73 (4 th 0:42)
Best Scoring Run	5 (1 st 8:33)	24 (4 th 9:44)
Lead Changes	0	23
Times Tied	0	0
Time with Lead	03:08	36:48

Points from	CSU	LSU
Turnovers	11	30
Paint	12	56
Second Chance	2	23
Fast Breaks	7	28
Bench	18	35

Period by Period Scoring
1st 2nd 3rd 4th TOT
LSU 24 32 30 31 117



Official Basketball Box Score - Final
Northwestern St. at LSU
11/08/24 Morehead Assembly Center, Baton Rouge
2024-25 Women's Basketball

Game Time: 7:00 PM
Game Duration: 2:01
Attendance: 10,226

Officials: Kevin Pettit, Nykisha Thompson, Kevin Fahy

Northwestern St. - 36

Record: 1-1

NO. Name	Min	FG M-A	3P M-A	FT M-A	Rebounds OR DR TOT	Fouls PF FD	TP	AS	TO	ST	Blocks BS BA	+
11 Jasmin Olvon	F 29:39	1-2	0-0	3-4	1 4 5	2 5	5	0	0	1	2	1 40
32 Vernelle Alamah	F 24:33	3-12	1-6	2-2	4 3 7	2 5	9	1	5	1	1	2 46
3 Mya Blake	G 23:58	2-12	1-5	2-3	1 1 2	0 5	7	4	4	0	0	-28
5 Zhané Thompson	G 20:27	2-6	2-6	0-0	0 1 1	0 1	6	0	4	0	0	-32
19 Sharna Ayres	G 17:37	1-6	1-5	0-0	0 1 1	2 0	3	0	2	0	0	-24
13 Nia Hardison	19:41	1-10	0-4	2-3	0 1 1	2 2	4	0	3	1	0	-25
17 Carla Celaya	09:43	0-1	0-1	0-0	1 1 2	1 0	1	0	1	1	0	-10
15 Clarence-Emmanuelle Djoula	15:36	1-2	0-0	0-0	2 2 4	3 0	2	0	1	1	0	-25
2 Momina Kassim	05:33	0-1	0-1	0-0	0 1 1	0 0	0	0	1	0	0	-7
22 Joceline Geara	06:24	0-3	0-3	0-0	0 0 0	2 0	0	0	2	0	0	-14
23 Chelsy Singleton	08:31	0-2	0-0	0-0	0 1 1	1 0	0	0	2	0	0	-13
12 Payton Miller	02:43	0-1	0-0	0-0	0 0 0	1 1	0	0	0	0	0	-7
4 Laia Oliva	06:42	0-1	0-1	0-0	1 2 3	0 0	0	0	1	0	0	-11
24 Skye Miller	08:53	0-0	0-0	0-0	0 0 0	0 1	0	1	0	0	0	-11
Team					4 3 7	0 0 2						
Totals		11-59	5-32	9-12	14 21 35	16 20 36	7	28	4	3	8	-59

Technical Fouls: NONE

Shooting By Period
1 st FG% 5-16 31.3%
3PT% 4-9 44.4%
FT% 0-0 0%
2 nd FG% 2-11 18.2%
3PT% 1-6 16.7%
FT% 3-4 75%
3 rd FG% 1-14 7.1%
FT% 4-4 100%
4 th FG% 3-18 16.7%
3PT% 0-9 0.0%
FT% 2-4 50%
GM FG% 11-59 18.5%
3PT% 5-32 15.6%
FT% 9-12 75.0%

Dead Ball Rebounds: 2, 0

LSU - 95

Record: 2-0

NO. Name	Min	FG M-A	3P M-A	FT M-A	Reb OR DR TOT	Fouls PF FD	TP	AS	TO	ST	Blocks BS BA	+/-
5 Sa'Myah Smith	F 13:20	4-5	0-0	1-1	3 3 6	2 1	9	1	0	3	2 0	26
24 Aneeshah Morrow	F 20:08	4-11	0-0	3-3	1 4 5	1 2	11	1	0	2	1 0	31
4 Flau/Jae Johnson	G 27:39	10-16	2-3	2-3	3 4 7	1 3	24	2	2	2	0 0	50
12 Mikaylah Williams	G 27:01	7-13	2-6	0 0	4 4 4	3 0	16	4	4	4	0 0	42
5 Shayean Day-Wilson	G 26:35	1-5	0-3	1-2	0 2 2	4 1	3	1	2	1	0 0	25
8 Jersey Wolfenbarger	27:07	2-3	0-0	3-3	3 0 3	2 0	4	0	0	0	1 1	31
16 Kaelen Gilbert	21:30	6-10	0-1	1-2	1 6 7	3 1	13	3	1	6	0 1	42
23 Aiyah Rodriguez	17:55	0-5	0-0	0-0	4 1 5	1 0	10	0	0	0	0 0	19
2 Amani Bartlett	11:31	2-2	0-0	2-2	2 0 6	3 1	6	0	2	1	0 0	9
30 Jada Richard	14:10	1-3	0-2	0 0	1 1 0	1 0	2	1	0	1	0 0	10
Team				4 2 6	0 0	0	0	0	0	0		
Totals		39-74	4-15	13-16	16 34 50	20 16	95	13	21	8 3	56	



Official Basketball Box Score - Final
Troy at LSU
11/18/24 Maravich Assembly Center, Baton Rouge
2024-25 Women's Basketball

Game Time: 7:00 PM
Game Duration: 2:16
Attendance: 9,735

Officials: Roy Gubeyan, Tiffany Bird, Sal Eche

Troy - 59

Record: 1-4

NO. Name		Min	FG	3P	FT	Rebounds		Fouls	TP	AS	TO	ST	Blocks		BS	+/-
			M-A	M-A	M-A	OR	DR	FF								
5	Zay Dyer	22:50	3-10	0-1	1-3	1	4	5	2	7	1	1	1	2	0	-18
22	Brianna Jackson	F 15:59	3-8	0-1	0-2	3	3	6	4	5	6	0	4	0	0	-11
2	Ashley Baaz	G 27:22	4-8	1-2	3-4	0	1	1	2	5	12	1	4	5	0	-25
3	Emari Jenkins	G 08:52	1-5	1-3	0-0	1	0	0	5	0	3	0	0	1	0	-6
13	Shaulana Wagner	G 28:23	2-9	0-2	2-4	0	2	2	3	3	6	5	4	3	0	-30
12	Fortuna Ngnawo	G 21:59	4-9	0-0	2-3	2	4	6	4	2	10	0	1	3	0	-20
1	Briana Peguero	G 22:58	2-10	1-4	0-0	1	5	6	3	0	5	1	0	1	0	-22
35	Lelani Guion	G 12:11	0-6	0-3	0-0	0	1	1	1	0	0	1	2	0	0	-27
34	Emma Imevbore	G 10:19	1-2	0-0	0-0	0	1	5	4	0	2	1	2	1	1	-10
24	Khila Morris	G 14:45	2-3	0-0	0-0	4	1	1	3	0	4	0	2	0	0	-5
42	Jamirica Roberson	G 08:53	0-1	0-0	0-0	1	2	3	2	0	0	0	1	0	0	-19
23	Adriana Jones	G 05:29	1-2	0-0	2-4	1	1	2	0	2	4	0	2	0	0	-2
Team						1	0	1			0		0			
Totals		23:73	3-16	10-20	14	25	39	36	21	59	10	22	16	3	2	-39

Shooting By Period		
1 st FG%	6-19	31.6%
3PT%	2-5	40.0%
FT%	0-1	0%
2 nd FG%	4-15	26.7%
3PT%	1-3	33.3%
FT%	1-4	25%
3 rd FG%	8-23	34.8%
3PT%	0-5	0.0%
FT%	4-6	66.7%
4 th FG%	5-16	31.3%
3PT%	0-3	0.0%
FT%	5-9	55.6%
GM FG%	23-73	31.5%
3PT%	3-16	18.8%
FT%	10-20	50.0%

Dead Ball Rebounds: 7.0

Technical Fouls: ImeVBore 3rd 10:00

LSU - 88

Record: 5-0

NO. 39																		
NO.	Name		Min	FG M-A	3P M-A	FT M-A	Rebounds OR DR TOT	Fouls PF FT	TP	AS	TO	ST	Blocks BS	BA	+/-			
2	Amari Bartlett	F	07:34	0-0	0-0	0-0	1	1	2	0	0	0	1	0	0	-3		
24	Aneessah Morrow	F	29:10	8-11	0-1	7-10	1	12	13	1	7	23	2	3	5	1	0	34
4	Flau/Jae Johnson	G	32:50	8-14	2-4	9-11	3	6	9	2	6	27	5	6	3	0	0	41
12	Mikaylah Williams	G	25:16	6-9	2-2	0-0	1	1	2	3	1	14	3	1	0	0	0	18
50	Shayearn Day-Wilson	G	15:44	0-4	0-2	0-0	2	0	2	3	1	0	3	2	1	0	0	3
5	Sa'Miyah Smith	G	16:41	3-5	0-0	3-4	2	6	8	3	6	9	0	4	1	1	1	18
13	Last-Tear Poa	G	14:11	0-3	0-0	1-2	0	2	2	3	5	1	3	0	0	0	2	22
16	Kaliyah Gilbert	G	19:48	0-7	0-2	1-2	2	1	3	1	1	1	2	1	1	0	0	19
8	Jersey Wolfenbarger	G	15:19	4-5	0-0	4-5	1	2	3	3	12	0	2	0	0	0	0	15
23	Aalyah Del Rosario	G	11:16	0-3	0-0	3-6	2	6	8	1	3	3	0	0	0	0	0	14
30	Jada Richard	G	12:11	2-3	0-0	4-4	0	1	1	2	2	8	1	1	0	0	0	14
Team							1	0	1			0		0				
Totals			31:64	4-11	32-44	16	38	54	22	35	98	19	21	11	2	3	39	

Shooting By Period		
1 st FG%	11-17	64.7%
3PT%	1-2	50.0%
FT%	12-17	70.6%
2 nd FG%	6-16	37.5%
3PT%	2-5	40.0%
FT%	9-10	90%
3 rd FG%	8-18	44.4%
3PT%	0-2	0.0%
FT%	6-9	66.7%
4 th FG%	6-13	46.2%
3PT%	1-2	50.0%
FT%	5-8	62.5%
GM FG%	31-64	48.4%
3PT%	4-11	36.4%
FT%	32-44	72.7%

Dead Ball Rebounds: 4.1

Technical Fouls: Johnson 3rd 10:00

	TRO	LSU									
Biggest lead	3 (1 st 9:34)	41 (4 th 3:30)	Points from Turnovers	TRO	LSU	Period by Period Scoring					
Best Scoring Run	7 (4 th 9:27)	17 (1 st 5:40)	Paint	34	40	1st	2nd	3rd	4th	TOT	
Lead Changes			Second Chance	15	16	TRO	14	10	20	15	59
Times Tied		1	Fast Breaks	14	28	LSU	35	23	22	18	98
Time with Lead	01:45	37:42	Bench	25	34						



Official Basketball Box Score - Final
Washington at LSU
11/25/24 Baha Mar Convention Center, Nassau
2024-25 Women's Basketball

Game Time: 1:30 PM
Game Duration: 1:58
Attendance: 297

Officials: Doug Knight, Kim Hobbs, Demoya Pugh

Washington - 67

Record: 6-2

Washington - 57		neco-26															
NO. Name		Min	FG	3P	FT	Rebounds	Fouls	TP	AS	TO	ST	Blocks	BS	+/-			
			M-A	M-A	M-A	OR	DR	PP									
14	Dalayah Daniels	F	35:39	4-10	0-3	1	3	6	9	4	2	0	1	0			
32	Tayra Eke	F	30:33	3-5	0-0	2-4	5	2	7	4	2	8	1	-8			
0	Sayvia Sellers	G	30:52	9-18	4-8	2-3	0	4	4	5	3	24	1	12			
1	Hannah Stines	G	40:00	5-12	2-8	0-0	1	4	4	5	2	12	5	0			
24	Elle Ladine	G	36:02	5-13	2-7	2-2	0	9	9	0	3	14	1	-4			
22	Shayla Gillermer	G	03:37	0-0	0-0	0-0	0	0	0	0	0	0	0	-1			
11	Chloe Briggs	G	12:46	0-0	0-0	0-0	0	2	2	2	2	0	0	5			
5	Teagan Brown	G	07:21	0-1	0-1	0-0	0	1	1	0	0	0	0	-8			
20	Brenna McDonald	G	03:10	0-0	0-0	0-0	1	0	1	1	0	0	0	-1			
Team						0	0	0			0	1					
Totals			26:59	8-27	7-10	10	28	38	18	14	67	14	18	5	0	-1	

Shooting By Period		
1 st FG%	5-17	52.9%
3PT%	3-7	42.9%
FT%	3-4	75%
2 nd FG%	5-15	33.3%
3PT%	2-8	25.0%
FT%	0-0	0%
3 rd FG%	7-16	43.8%
3PT%	2-6	33.3%
FT%	0-0	0%
4 th FG%	5-11	45.5%
3PT%	1-6	16.7%
FT%	4-6	66.7%
GM FG%	26-59	44.1%
3PT%	8-27	29.6%
FT%	7-10	70.0%

Dead Ball Rebounds: 3.0

Technical Fouls: NONE

LSU - 68

Record: 7-0

LSU - Name		Min	FG	3P	FT	Rebounds		Fouls	TP	AS	TO	ST	Blocks		B/S	+/-		
NO. Name			M-A	M-A	M-A	OR	DR	FF	FD				BS	BA				
5	Sa'Miyah Smith	F	34:35	6-11	0-0	4-4	11	4	15	0	3	16	0	0	0	1	8	
24	Aneessah Morrow	F	39:33	5-17	1-2	8-12	6	7	13	0	7	19	0	4	2	0	1	3
4	Flau/Jae Johnson	G	35:49	8-19	2-6	1-1	0	4	4	2	19	2	2	4	0	1	6	
12	Mikaylah Williams	G	22:47	0-9	0-3	0-0	1	3	4	0	1	0	2	1	0	0	0	-4
50	Shayearn Day-Wilson	G	18:58	0-4	0-3	0-0	0	0	0	2	1	0	7	0	1	0	0	-2
8	Jersey Wolfenbarger	G	05:25	1-1	0-0	0-1	0	2	2	2	1	2	0	1	0	0	0	-7
16	Kaliyah Gilbert	G	17:28	3-8	0-1	2-2	2	1	3	3	1	8	0	2	1	0	1	-4
13	Last-Tear Poa	G	18:59	1-4	0-3	0-0	0	0	0	3	1	2	3	1	0	0	0	-1
1	Miracle Sheppard	G	02:41	0-0	0-0	0-0	0	0	0	0	0	0	1	1	0	0	0	-4
30	Jada Richard	G	03:45	1-3	0-1	0-1	1	1	2	0	1	2	0	0	0	0	1	2
Team						6	1	7			0	1						
Totals			25:76	3-19	15-21	27	23	50	14	18	68	14	13	9	0	5	1	

Shooting By Period		
1 st FG%	5-17	29.4%
3PT%	0-5	0.0%
FT%	1-4	25%
2 nd FG%	6-21	28.6%
3PT%	2-6	33.3%
FT%	1-2	50%
3 rd FG%	7-15	46.7%
3PT%	1-5	20.0%
FT%	7-8	87.5%
4 th FG%	7-23	30.4%
3PT%	0-3	0.0%
FT%	5-7	85.7%
GM FG%	25-76	32.9%
3PT%	3-19	15.8%
FT%	15-21	71.4%

Dead Ball Rebounds: 2.0

Technical Fouls: NONE

	UW	LSU	Period by Period Scoring						
Biggest lead	15 (1 st 0:38)	4 (1 st 8:29)							
Best Scoring Run	9 (1 st 2:59)	8 (2 nd 5:01)							
Lead Changes	2								
Times Tied	1								
Time with Lead	34:55	02:59							
			Points from		UW	LSU			
			Turnovers		17	16			
			Paint		30	38			
			Second Chance		10	26			
			Fast Breaks		0	6			
			Bench		0	14			
			UW	LSU	11	15	22	20	68
			1st	2nd	3rd	4th	TOT		



Official Basketball Box Score - Final
N.C. Central at LSU
12/01/24 Maravich Assembly Center, Baton Rouge
2024-25 Women's Basketball

Game Time: 2:00 PM
Game Duration: 2:03
Attendance: 10,345

Officials: Angelica Sufferin, Nic Cappel, Kenya Kirkland

N.C. Central - 44

Record: 0-10

NO. Name	Min	FG	3P	FT	Rebounds	Fouls	TP	AS	TO	ST	Blocks	BBs	+/			
		M	A	M	OR	DR	T									
3 Morgan Callahan	F 35:41	6-13	0-1	1-4	5	3	8	3	2	13	1	4	0	1	-80	
15 Diana Blake	F 10:57	0-1	0-0	0-0	2	0	2	3	1	0	0	0	0	1	-24	
0 Aysia Hinton	G 34:10	2-12	2-8	0-2	3	1	4	4	1	6	0	5	0	0	-73	
5 Kyla Bryant	G 32:39	1-11	0-3	1-2	0	3	3	0	4	3	2	5	2	0	-68	
10 Shakira Foster	G 16:39	1-6	1-3	2-2	2	2	4	1	3	5	1	4	0	0	-38	
1 Jada Creech	04:44	0-0	0-0	0-0	0	2	2	2	0	0	1	0	0	0	-8	
11 LaNya Scales	10:18	0-4	0-3	0-0	0	1	1	2	0	0	1	0	1	0	-23	
12 Jada Tiggett	19:45	3-7	1-2	0-2	2	1	3	4	1	7	2	1	0	0	-36	
13 Terriana Gray	16:18	1-3	0-1	6-9	0	0	0	5	6	8	1	7	1	0	-38	
2 Victoria Morris	10:51	0-1	0-1	0-0	0	0	0	1	1	0	0	1	0	0	-39	
22 Laila Lewis	03:56	0-1	0-1	0-0	0	1	1	2	0	0	1	0	0	0	-4	
21 Brady Griffin	04:02	1-2	0-1	0-2	3	1	4	0	1	2	0	1	0	0	-4	
Team					3	0	3			0		2				
Totals		15-61	4-24	10-23	20	15	35	27	19	44	7	33	3	3	9	-87

Shooting By Period
1st FG% 7-18 38.9%
3PT% 2-8 25.0%
FT% 2-2 100%
2nd FG% 0-12 0.0%
3PT% 0-4 0.0%
FT% 0-4 0.0%
3rd FG% 5-13 38.5%
3PT% 2-4 50.0%
FT% 3-8 37.5%
4th FG% 3-18 16.7%
3PT% 0-8 0.0%
FT% 5-9 55.6%
GM FG% 15-61 24.6%
3PT% 4-24 16.7%
FT% 10-23 43.5%

Dead Ball Rebounds: 0.0

Technical Fouls: NONE

LSU - 131

Record: 9-0

NO. Name	Min	FG	3P	FT	Rebounds	Fouls	TP	AS	TO	ST	Blocks	±/±				
			M/A	M/A	OR DR TOT	P/UL										
5 SaMyah Smith	F 17:49	5-8	0-0	3-3	4	5	9	2	4	13	0	1	2	1	43	
24 Aneesh Morrow	F 24:10	8-13	0-0	1-2	6	5	11	0	1	17	3	1	3	0	56	
4 Flau/Jae Johnson	G 20:50	8-14	3-4	3-3	0	0	0	0	3	22	2	1	1	4	0	46
12 Mikaylah Williams	G 16:44	4-9	1-2	1-2	1	2	3	4	2	10	2	1	3	0	1	44
50 Shayeann Day-Wilson	G 10:49	2-4	0-1	0-0	1	2	3	2	0	4	4	0	0	0	0	20
8 Jersey Wolfenbarger	16:00	5-6	0-0	0-1	3	4	7	1	1	10	0	0	2	1	0	38
16 Kailyn Gilbert	21:52	8-12	1-2	2-2	0	3	3	0	1	19	0	3	4	1	0	35
30 Jada Richard	19:05	5-9	0-1	0-0	0	0	0	2	1	10	0	1	0	1	0	35
1 Miracle Sheppard	19:10	3-4	0-1	4-6	4	3	7	2	4	10	2	0	7	0	0	41
2 Amari Bartlett	08:30	0-0	0-0	0-2	0	2	2	1	1	0	0	0	0	0	0	18
13 Last-Tear Poa	12:34	1-3	0-0	10-14	2	0	2	2	7	12	3	0	1	0	0	39
23 Aalyah Del Rosario	12:19	0-5	0-0	4-4	4	1	5	3	2	4	1	2	0	1	1	20
Team					2	4	0			0						
Totals		49-87	5-11	28-39	27	31	58	19	27	131	18	9	23	9	3	87

Shooting By Period
1st FG% 10-22 45.5%
3PT% 0-0 0.0%
FT% 6-8 75%
2nd FG% 15-27 55.6%
3PT% 2-3 66.7%
FT% 5-5 100%
3rd FG% 14-23 60.9%
3PT% 6-6 100%
FT% 5-7 71.4%
4th FG% 10-15 66.7%
3PT% 1-2 50.0%
FT% 12-18 66.7%
GM FG% 49-87 56.3%
3PT% 5-11 45.5%
FT% 28-39 71.8%

Dead Ball Rebounds: 7.2

Technical Fouls: NONE

	NCC	LSU
Biggest lead	0 (1st 10:00)	90 (4th 2:24)
Best Scoring Run	5 (1st 7:49)	40 (3rd 9:48)
Lead Changes	0	
Times Tied	0	
Time with Lead	00:00	39:31

Points from	NCC	LSU
Turnovers	4	53
Paint	20	78
Second Chance	12	38
Fast Breaks	6	31
Bench	17	65

Period by Period Scoring					
	1st	2nd	3rd	4th	TOT
NCC	18	0	15	11	44
LSU	26	37	35	33	131



Official Basketball Box Score - Final
Louisiana at LSU
12/15/24 Maravich Assembly Center, Baton Rouge
2024-25 Women's Basketball

Game Time: 2:00 PM
Game Duration: 2:09
Attendance: 11,328

Officials: Felicia Grinter, Teresa Stuck, Kristen Bell

Grambling - 54

Record: 2-7

NO. Name		Min	FG	3P	FT	Rebounds		Fouls	TP	AS	TO	ST	Blocks	BS	+/		
						OR	DR	TOT	FF								
8 Alyssa Phillip	F	20:38	3-4	0-0	0-0	3	4	7	3	1	6	0	1	0	1	-35	
15 Zaria Johnson	F	14:56	1-9	0-4	0-0	4	0	4	4	2	2	1	3	2	2	1	-21
1 Douthine Prien	G	24:53	2-10	0-0	4-9	1	1	2	0	7	8	3	1	0	0	2	-35
3 Arianna Mosley	G	25:19	0-7	0-2	0-0	0	1	1	4	0	0	1	1	1	0	1	-31
12 Kahia Wamsley	G	35:02	2-10	0-3	4-4	1	5	6	1	4	8	3	3	4	0	1	-30
2 Sharonica Hartsfield		24:18	1-5	0-0	0-0	1	0	1	0	2	0	2	4	3	2	0	-28
55 Lydia Freeman		12:34	4-6	0-1	2-4	0	0	0	3	3	10	0	1	0	0	0	-4
24 Lillian Jackson		11:43	2-6	0-1	0-0	0	1	1	2	0	4	0	0	1	2	0	-14
4 Nicole Sandifer		09:59	1-2	0-0	0-0	0	1	1	2	0	2	1	1	1	0	0	-21
23 Halima Salat		17:35	4-8	4-6	0-0	0	0	0	1	0	12	0	1	1	0	1	-14
10 Claire Simmons		03:03	0-1	0-0	0-0	1	0	1	0	0	0	0	0	0	0	1	3
Team						3	3	6			0	1					
Totals			20-68	4-17	10-17	14	16	30	22	17	54	13	16	12	5	8	-46

Shooting By Period
1st FG% 5-19 26.3%
3PT% 0-4 0.0%
FT% 3-6 50.0%
2nd FG% 4-16 25.0%
3PT% 2-4 50.0%
FT% 6-6 100%
3rd FG% 5-18 27.8%
3PT% 2-6 33.3%
FT% 0-3 0.0%
4th FG% 6-15 40.0%
3PT% 0-3 0.0%
FT% 1-2 50%
GM FG% 20-68 29.4%
3PT% 4-17 23.5%
FT% 10-17 58.8%

Dead Ball Rebounds: 4.1

Technical Fouls: Johnson 4th 3:15

LSU - 100

Record: 11-0

NO. Name	Min	FG	3P	FT	Rebounds	Fouls	TP	AS	TO	ST	Blocks	+/-				
		MA	TA		OR	MA										
5 Sa'Myah Smith	F 18:03	3-6	0-0	0-0	1	6	7	2	3	6	4	0	0	1	1	29
24 Aneesh Morrow	F 23:41	10-14	0-0	6-7	8	8	16	0	7	26	1	3	4	1	0	42
4 Flau/Jae Johnson	G 25:11	7-13	0-1	6-6	2	4	6	2	3	20	3	3	1	2	0	37
12 Mikaylah Williams	G 26:16	5-10	1-3	5-6	3	3	6	2	3	16	5	3	3	2	2	43
13 Last-Tear Poa	G 18:11	0-1	0-1	2-4	0	2	2	1	2	2	1	1	0	1	0	25
1 Miracle Sheppard	17:41	2-10	0-0	0-0	1	5	6	1	0	4	0	2	0	0	0	11
8 Jersey Wolfenbarger	12:41	3-4	0-0	0-1	0	1	1	0	1	6	0	2	0	0	0	11
16 Kailyn Gilbert	21:00	2-9	0-1	0-0	4	2	6	3	0	4	1	3	0	0	0	9
23 Aalyah Del Rosario	12:43	3-3	0-0	1-1	3	1	4	1	7	0	1	1	1	0	5	5
30 Jada Richard	14:27	3-7	2-4	1-1	0	1	1	3	1	9	3	2	1	0	1	15
2 Amari Bartlett	10:06	0-1	0-0	0-0	2	1	3	0	0	0	0	0	0	0	0	5
Team					3	3	6			0		0				
Totals		38-78	3-10	21-26	27	37	64	18	21	100	18	20	10	8	5	46

Shooting By Period
1st FG% 12-19 63.2%
3PT% 0-2 0.0%
FT% 5-7 71.4%
2nd FG% 8-13 61.5%
3PT% 1-3 33.3%
FT% 8-9 88.9%
3rd FG% 13-29 44.8%
3PT% 1-1 100.0%
FT% 6-8 75%
4th FG% 5-17 29.4%
3PT% 1-4 25.0%
FT% 2-2 100%
GM FG% 38-78 48.7%
3PT% 3-10 30.0%
FT% 21-26 80.8%

Dead Ball Rebounds: 1.0

Technical Fouls: Johnson 4th 3:15

	GRA	LSU
Biggest lead	0 (1st 10:00)	48 (4th 0:30)
Best Scoring Run	5 (1st 4:25)	15 (3rd 6:26)
Lead Changes	0	
Times Tied	1	
Time with Lead	00:00	38:30

Points from	GRA	LSU
Turnovers	18	26
Paint	28	58
Second Chance	7	31
Fast Breaks	16	30
Bench	30	30

Period by Period Scoring					
	1st	2nd	3rd	4th	TOT
GRA	13	16	12	13	54
LSU	29	25	33	13	100

Louisiana - 57

Record: 4-4

NO. Name	Min	FG	3P	FT	Rebounds	Fouls	TP	AS	TO	ST	Blocks	BS	BA			
00 Ashlyn Jones	F 30:34	3-5	0-0	0-0	2	3	5	4	2	6	0	4	2	0	0	-24
20 Erica Lafayette	F 26:59	5-12	2-7	0-0	1	3	4	4	2	12	4	1	2	0	0	-19
34 Kamryn Jones	F 29:31	4-6	1-1	0-0	1	1	2	4	2	9	0	3	3	0	1	-23
1 Tamiah Robinson	G 36:28	5-12	4-7	1-2	0	2	2	3	2	15	1	5	2	0	1	-28
3 Nubia Benedict	G 23:42	3-9	0-1	2-6	0	0	0	3	4	8	2	3	1	0	2	-13
4 Lanay Wheaton	15:26	1-12	0-2	0-2	0	2	2	5	3	2	2	2	1	0	3	-11
10 Asia Sami	12:32	1-1	0-0	1-2	1	0	1	5	2	3	0	1	0	0	0	-10
23 Jasmine Matthews	11:27	0-5	0-3	2-2	1	3	4	2	1	2	0	0	0	0	0	-7
13 Dacia Jones	13:22	0-0	0-0	0-0	0	0	0	2	0	0	1	1	1	0	0	-5
Team					1	1	2			0		0				
Totals		22-62	7-21	6-14	7	15	22	32	18	57	10	20	12	0	7	-28
Technical Fouls:Wheaton 3 rd																

Shooting By Period
1st FG% 5-19 26.3%
3PT% 1-6 16.7%
FT% 0-0 0%
2nd FG% 3-13 23.1%
3PT% 2-5 40.0%
FT% 0-4 0%
3rd FG% 9-15 60.0%
3PT% 4-6 66.7%
FT% 1-2 50%
4th FG% 5-15 33.3%
3PT% 0-4 0%
FT% 5-8 62.



Official Basketball Box Score - Final
LSU at Seton Hall
12/17/24 Morgan Sun Arena, UNC Asheville
2024-25 Women's Basketball

Game Time: 6:00 PM
Game Duration: 1:50
Attendance: 7,650

Officials: Gina Cross, Fabio Cosulich-Stephens, Sarah Williams

LSU - 91

Record: 13-0

NO. Name	Min	FG	3P	FT	Rebounds	Fouls	TP	AS	TO	ST	Blocks	+
		M-A	M-A	M-A	OR DR TOT	PF FO					BS BA	
24 Aneesh Morrow	F 35:15	8-13	2-3	6-8	5 14 19	2 7	24	2	2	3	1	0 26
4 Flau/Jae Johnson	G 36:13	8-18	1-4	0-0	0 5 5	1 2	17	3	1	1	2	0 17
8 Jersey Wolfenbarger	G 14:38	4-5	0-0	0-0	1 3 4	4 2	8	0	2	0	0	0 11
12 Mikaylah Williams	G 32:41	8-16	6-11	0-0	1 4 5	1 0	22	5	2	1	0	1 16
13 Last-Tear Poa	G 27:41	0-3	0-2	0-0	1 0 1	3 1	0	0	3	0	0	0 27
16 Kailyn Gilbert	17:18	5-7	0-0	4-4	2 2 4	0 3	14	2	3	1	0	0 21
5 Sa'Myah Smith	22:41	2-3	0-0	0-1	1 1 2	3 2	4	1	2	2	1	0 15
1 Miracle Sheppard	05:25	1-1	0-0	0-0	0 0 0	1 0	2	0	0	0	0	0 -2
30 Jada Richard	03:56	0-1	0-0	0-0	0 1 1	0 0	0	1	1	0	0	0 2
2 Amani Bartlett	02:06	0-0	0-0	0-0	0 0 0	0 0	0	0	0	0	0	0 1
23 Aalyah Del Rosario	02:06	0-0	0-0	0-0	0 0 0	0 0	0	0	0	0	0	0 1
Team					0 0 0							
Totals		36-67	9-20	10-13	11 30 41	15 17	91	17	13	8	4	1 27

Technical Fouls: NONE

Shooting By Period
1st FG% 8-14 57.1%
3PT% 2-6 33.3%
FT% 4-6 66.7%
2nd FG% 12-21 57.1%
3PT% 4-8 50.0%
FT% 3-3 100.0%
3rd FG% 8-15 53.3%
3PT% 2-4 50.0%
FT% 1-1 100.0%
4th FG% 8-17 47.1%
3PT% 1-2 50.0%
FT% 3-3 100.0%
GM FG% 36-67 53.7%
3PT% 9-20 45.0%
FT% 10-13 76.9%

Dead Ball Rebounds: 1.0

Seton Hall - 64

Record: 8-3

NO. Name	Min	FG	3P	FT	Rebounds	Fouls	TP	AS	TO	ST	Blocks	+/-
		M-A	M-A	M-A	OR DR TOT	PF FO					BS BA	
3 Faith Masonius	F 31:42	10-22	3-6	6-6	1 4 5 5 7	4 7	29	1	4	3	0	1 -21
7 Iyanna Lops	F 24:13	3-9	1-5	2-3	1 4 5 2 5	9	9	1	2	0	1	0 -11
13 Messiah Hunter	F 17:28	0-3	0-1	0-0	3 2 5 0 0	0 0	0	1	1	0	0	1 -19
0 Jada Eads	G 37:07	7-23	4-12	2-2	1 3 4 3 2	3 2	20	0	0	0	0	1 -30
22 Amari Wright	G 27:38	1-4	0-3	0-0	1 4 5 3 0	2 3	2	3	6	0	0	0 -15
4 Savannah Jones	17:27	0-1	0-0	0-0	0 1 1 2 0	0 0	0	0	0	0	0	0 -8
1 Joniyah Bland-Fitzpatrick	26:36	1-3	0-0	0-2	4 3 7 2 1	4 3	4	3	1	2	0	1 -15
2 Ja'Kahlia Craft	15:08	0-6	0-6	0-0	0 1 1 1 0	0 0	0	0	1	0	0	0 -15
20 Sydney Eggleton	02:41	0-0	0-0	0-0	0 0 0 0 0	0 0	0	0	0	1	0	0 -1
Team					8 0 8		40					
Totals		22-71	8-34	12-13	19 22 41	17 15	64	11	15	6	1 4	-27
Technical Fouls: NONE												

Technical Fouls: NONE

Shooting By Period
1st FG% 6-17 35.3%
3PT% 3-9 33.3%
FT% 1-2 50%
2nd FG% 4-16 25.0%
3PT% 0-9 0.0%
FT% 2-2 100%
3rd FG% 6-20 30.0%
3PT% 3-6 50.0%
FT% 9-9 100%
4th FG% 6-18 33.3%
3PT% 3-10 30.0%
FT% 0-0 0%
GM FG% 22-71 31.0%
3PT% 8-34 23.5%
FT% 12-13 92.3%

Dead Ball Rebounds: 1.0

	LSU	SHu									
Biggest lead	28 (3rd 6:17)	2 (1st 9:43)									
Best Scoring Run	11 (2nd 6:14)	7 (4th 9:06)									
Lead Changes	7										
Times Tied	3										
Time with Lead	36:12	01:47									
			Points from Turnovers	LSU	SHU	Period by Period Scoring					
			Paint	38	18	1st	2nd	3rd	4th	TOT	
			Second Chance	12	22	LSU	22	30	19	20	91
			Fast Breaks	14	0						
			Bench	20	4	SHU	15	10	24	15	64



Official Basketball Box Score - Final
UAlbany at LSU
12/29/24 Marovich Assembly Center, Baton Rouge
2024-25 Women's Basketball

Game Time: 1:00 PM
Game Duration: 1:52
Attendance: 12,171

Officials: Gina Cross, Timothy Daley, Ashlee Goode

UAlbany - 61

Record: 10-3

NO.	Name	Min	FG	3P	FT	Rebounds	Fouls	TP	AS	TO	ST	Blocks	B/+
			M-A	M-A	M-A	OR DR TOT	PF FO					BS BA	
4	Kaci Donovan	F 22:02	5-12	3-6	4-5	2 3 5	5 3	17	3	2	0	0	0
20	Kayla Cooper	F 37:40	5-11	0-1	4-6	2 3 5	1 4	14	4	1	0	1	0
3	Lilly Phillips	G 32:10	4-11	2-8	4-6	0 1 1	2 3	14	4	1	0	0	25
33	Delanie Hill	G 10:26	0-1	0-1	0-0	0 0 0	0 2	0	2	0	1	0	0
55	Jessica Tomasetti	G 37:40	3-6	0-1	0-0	0 2 2	2 0	6	1	2	1	0	-20
13	Marina Bonellas	14:29	1-1	0-0	0-0	0 3 3	3 2	2	0	1	0	0	0
21	Gabriela Falcao	23:16	0-2	0-0	0-0	1 2 3	3 0	0	2	2	0	1	25
2	Laycee Drake	09:24	1-5	0-1	1-2	1 3 4	0 1	3	0	1	0	0	-4
23	Meghan Hueter	12:18	2-7	1-5	0-0	0 0 0	1 0	5	0	0	0	0	-13
24	Abby Ray	00:35	0-0	0-0	0-0	0 0 0	0 0	0	0	0	0	0	-3
Team						2 2 4		0	1				
Totals			21-56	6-23	13-19	8 19 27	19 13	61	12	14	3	1 1	22

Technical Fouls: NONE

Shooting By Period
1st FG% 9-15 60.0%
3PT% 3-7 42.9%
FT% 4-5 80%
2nd FG% 4-11 36.4%
3PT% 1-2 50.0%
FT% 4-6 66.7%
3rd FG% 6-16 37.5%
3PT% 2-7 28.6%
FT% 1-2 50%
4th FG% 2-14 14.3%
3PT% 0-7 0.0%
FT% 4-6 66.7%
GM FG% 21-56 37.5%
3PT% 6-23 26.1%
FT% 13-19 68.4%

Dead Ball Rebounds: 3.0

LSU - 83

Record: 15-0

NO. Name		Min	FG M-A	3P M-A	FT M-A	Rebounds OR DR TOT	Fouls PF FO	TP	AS	TO	ST	Blocks BS BA	++-
24 Aneesh Morrow	F	30:42	8-13	0-0	4-5	7 11 18	2 4	20	2	2	1	0	1 23
4 Flau/Jae Johnson	G	32:53	7-16	0-3	1-2	5 4 9	3 3	15	2	1	1	0	0 21
8 Jersey Wolfenbarger	G	32:53	3-5	0-0	5-6	1 1 2	2 5	11	1	1	2	0	0 15
12 Mikaylah Williams	G	32:21	7-16	4-4	4-4	1 4 5	1 2	18	2	3	2	1	0 14
13 Last-Tear Poa	G	03:40	0-0	0-0	0-0	0 0 0	0 0	0	0	3	0	0	0 -4
50 Shayeanm Day-Wilson		21:14	3-9	1-5	0-0	0 2 2	2 1	7	1	0	0	0	0 9
5 Sa'Myah Smith		05:37	0-1	0-0	0-0	1 0 1	0 0	0	0	0	0	0	0 -5
16 Kailyn Gilbert		25:19	2-9	0-1	4-4	1 4 5	1 4	8	3	0	1	0	0 16
1 Miracle Sheppard		12:54	2-3	0-0	0-0	1 2 3	1 0	4	0	0	1	0	0 11
23 Aalyah Del Rosario		01:17	0-0	0-0	0-0	0 1 1	1 0	0	0	0	0	0	0 -4
2 Amani Bartlett		00:35	0-0	0-0	0-0	0 1 1	0 0	0	0	0	0	0	0 3
30 Jada Richard		00:35	0-0	0-0	0-0	0 0 0	0 0	0	1	0	0	0	0 -3
Team						1 0 1		0	0	0			
Totals			32-72	1-13	18-21	23 30 53	13 19	83	12	10	8	1 1 -22	

Technical Fouls: NONE

Shooting By Period
1st FG% 7-18 38.9%
3PT% 0-7 0.0%
FT% 2-2 100%
2nd FG% 7-21 33.3%
3PT% 0-1 0.0%
FT% 4-6 66.7%
3rd FG% 8-16 50.0%
3PT% 0-2 0.0%
FT% 6-6 100%
4th FG% 10-17 58.8%
3PT% 1-3 33.3%
FT% 5-7 85.7%
GM FG% 32-72 44.4%
3PT% 1-13 7.7%
FT% 18-21 85.7%

Dead Ball Rebounds: 1.0

	ALB	LSU									
Biggest lead	12 (2nd 9:16)	22 (4th 0:24)	Points from Turnovers	ALB	LSU	Period by Period Scoring					
Best Scoring Run	7(1st 5:58)	12(4th 3:43)	Paint	22	46	1st	2nd	3rd	4th	TOT	
Lead Changes	4		Second Chance	3	30	ALB	25	13	15	8	61
Times Tied	6		Fast Breaks	2	23						
Time with Lead	18:41	17:46	Bench	10	19	LSU	16	18	22	27	83



Official Basketball Box Score - Final
LSU at UIC
12/19/24 Cook Unit 1 Arena, Chicago
2024-25 Women's Basketball

Game Time: 7:00 PM
Game Duration: 1:57
Attendance: 4,322

Officials: Kevin Petrait, Ben Garland, Maggie Tietman

LSU - 91

Record: 14-0

NO. Name	Min	FG M-A	3P M-A	FT M-A	Rebounds OR DR TOT	Fouls PF FO	TP	AS	TO	ST	Blocks BS BA
24 Aneesh Morrow	F 38:27	8-16	2-3	1-2	4 9 13	2 2	19	3	2	4	2 0
4 Flau/Jae Johnson	G 37:44	7-15	2-3	7-10	5 6 11	2 5	23	3	5	1	0 2 1
8 Jersey Wolfenbarger	G 17:32	2-3	0-0	1-3	3 6 3	3 5	1	1	0	1	0 1 1
12 Mikaylah Williams	G 34:53	6-17	1-6	4-4	2 0 2	2 2	17	7	1	0	1 1 5
13 Last-Tear Poa	G 22:38	2-4	0-1	3-3	0 1 1	3 2	7	3	2	1	0 1 2
5 Sa'Myah Smith	23:07	4-4	0-0	0-0	2 2 2	1 1	8	0	0	2	1 0 9
16 Kailyn Gilbert	17:13	2-6	2-3	2-2	0 1 1	3 1	8	1	1	0	0 1 3
1 Miracle Sheppard	05:00	0-1	0-0	1-2	0 2 2	1 1	1	2	0	0	0 0 -2
30 Jada Richard	03:26	1-1	1-1	0-0	0 0 0	0 0	3	0	1	0	0 0 -2
Team					2 0 2		0	0			
Totals		32-67	8-17	19-26	16 24 40	17 17	91	20	13	8 5 5	1 1 8

Technical Fouls: NONE

Shooting By Period
1st FG% 7-20 35.0%
3PT% 2-5 40.0%
FT% 2-2 100%
2nd FG% 8-16 50.0%
3PT% 2-6 33.3%
FT% 4-6 66.7%
3rd FG% 8-16 50.0%
3PT% 1-2 50.0%
FT% 10-14 71.4%
4th FG% 9-15 60.0%
3PT% 3-4 75.0%
FT% 32-67 47.8%
GM FG% 32-67 47.8%
3PT% 8-17 47.1%
FT% 19-26 73.1%

Dead Ball Rebounds: 8.1

UIC - 73

Record: 2-6

NO. Name	Min	FG M-A	3P M-A	FT M-A	Rebounds OR DR TOT	Fouls PF FO	TP	AS	TO	ST	Blocks BS BA
23 Makayah Williams	F 21:48	5-17	3-6	2-2	1 1 2	1 2	15	0	2	1	1 0 -15
4 Jaida McCloud	G 17:00	1-1	0-0	1-2	3 2 5	4 2	3	2	0	0	0 0 -4
11 Arin Freeman	G 30:51	7-11	1-3	4-4	3 3 6	1 3	19	4	2	0	1 1 -16
20 Sandra Frau-Garcia	G 10:42	1-3	1-1	0-0	1 0 1	1 0	3	0	4	0	0 0 -4
25 Danyel Middleton	G 20:20	1-4	0-1	0-0	0 0 0	4 1	2	4	0	1	0 0 1
1 Kristian Young	15:42	0-0	0-0	0-0	0 1 1	2 2	0	3	1	0	0 0 -11
22 Keimari Rimmer	30:26	3-10	0-2	0-0	3 6 9	4 2	6	2	0	4	1 4 -11
0 Jalyssa Stokes	08:44	0-2	0-2	0-0	0 0 0	0 0	0	1	0	0	1 0 -5
14 Krystyna Ellwe	20:05	4-9	4-6	0-0	0 0 0	0 1	12	1	2	0	0 0 -11
5 Ky Dempsey-Toney	10:46	1-2	0-0	0 2 2	0 0	2	0	2	3	1	0 0 -4
2 Chantrel Clayton	13:36	2-3	2-3	5-8	0 1 1	0 5	11	1	2	1	0 0 -3
Team					1 1 2	2	0	0	3		
Totals		25-62	11-24	12-16	12 17 29	18 17	73	18	19	8	5 5 -11



Official Basketball Box Score - Final
Auburn at LSU
01/05/25 Maravich Assembly Center, Baton Rouge
2024-25 Women's Basketball

Game Time: 3:00 PM
Game Duration: 1:52
Attendance: 11,302

Officials: Bryon Hall, Ry Seales, Kyle Bacon

Auburn - 63

Record: 9-6 (0-2)

NO. Name	Min	FG	3P	FT	Rebounds	Fouls	TP	AS	TO	ST	Blocks	+/
		M-A	M-A	M-A	OR DR TOT	PF					BS BA	
1 Celia Sumbane	F 26:57	1-2	0-1	0-0	1 5 6	4	1	2	2	2	0 0	-6
5 DeYona Gaston	F 15:38	7-10	0-1	2-2	1 2 3	4	3	16	1	2	2 0	0
14 Taylen Collins	F 35:33	5-12	0-0	2-3	1 2 3	1	4	12	1	5	0 0	-4
11 Syriah Daniels	G 17:15	1-4	0-0	0-2	2 2 4	1	1	2	0	0	1 0	-2
12 Mar'shaun Bostic	G 28:12	2-11	0-1	0-0	0 3 3	3	1	4	1	3	1 0	-30
21 Audia Young	27:41	7-10	4-5	1-2	0 0 0	2	1	19	0	2	0 0	7
20 Oyindimola Akinbolawa	19:43	0-3	0-0	1-2	2 3 5	2	2	1	1	0	0 0	-13
7 Yakiya Milton	10:35	1-1	0-0	0-0	1 0 1	1	0	2	0	1	0 0	-21
2 Jordan Hunter	18:26	2-7	1-4	0-0	1 1 2	0	2	5	3	0	0 1	0
Team					2 0 2			0	1			
Totals		26-50	5-13	6-11	11 18 29	18 15	63	9	16	6	1 3	-10

Technical Fouls: NONE

Shooting By Period
1st FG% 6-17 35.3%
3PT% 2-4 50.0%
FT% 2-2 100%
2nd FG% 3-13 23.1%
3PT% 1-2 50.0%
FT% 1-2 50%
3rd FG% 7-14 50.0%
3PT% 1-4 25.0%
FT% 0-3 0%
4th FG% 10-16 62.5%
3PT% 1-3 33.3%
FT% 3-4 75%
GM FG% 26-60 43.3%
3PT% 5-13 38.5%
FT% 6-11 54.5%

Dead Ball Rebounds: 3.0

LSU - 73

Record: 17-0 (2-0)

NO. Name	Min	FG	3P	FT	Rebounds	Fouls	TP	AS	TO	ST	Blocks	+/
		M-A	M-A	M-A	OR DR TOT	PF					BS BA	
24 Aneesh Morrow	F 40:00	9-12	0-0	3-4	4 10 14	2 5	21	1	2	3	0 0	10
4 Flau/Jae Johnson	G 26:39	5-13	0-2	2-2	0 1 1	4 5	12	0	3	1	0 0	6
6 Jersey Wollenbarger	G 14:08	1-2	0-0	0-0	2 2 4	2	0	2	0	1	0 0	0
12 Mikaylah Williams	G 32:11	3-9	0-4	4-4	0 4 4	1 2	10	4	3	1	0 0	6
13 Last-Tear Poa	G 14:31	0-0	0-0	0-0	0 1 1	1 1	0	1	4	0	0 0	-11
5 Sa'Myah Smith	22:14	2-4	0-0	0-2	0 2 2	4 1	4	0	1	0	3	0
16 Kailyn Gilbert	17:11	8-10	0-0	1-1	0 1 1	0 1	17	1	1	0	0	-1
50 Shayeann Day-Wilson	22:52	0-1	0-0	3-4	0 2 2	0 3	3	2	1	2	0 0	25
1 Miracle Sheppard	06:10	1-2	0-0	0-0	0 0 0	1 0	2	0	0	0	0 0	3
30 Jada Richard	00:26	0-0	0-0	0-0	0 0 0	0 0	0	0	0	0	0 0	-2
23 Aaliyah Del Rosario	03:38	1-1	0-0	0-0	0 0 0	0 0	2	1	0	0	0 0	-11
Team					1 1 2		0		0			
Totals		30-54	0-6	13-17	7 24 31	15 18	73	10	16	7	3 1	10

Technical Fouls: NONE

Shooting By Period
1st FG% 5-12 41.7%
3PT% 0-2 0.0%
FT% 1-2 50%
2nd FG% 12-18 66.7%
3PT% 0-1 0.0%
FT% 3-3 100%
3rd FG% 5-10 50.0%
3PT% 0-1 0.0%
FT% 6-8 75%
4th FG% 8-14 57.1%
3PT% 0-2 0.0%
FT% 3-4 75%
GM FG% 30-54 55.6%
3PT% 0-6 0.0%
FT% 13-17 76.5%

Dead Ball Rebounds: 3.1

	AUB	LSU
Biggest lead	5 (1st 3:20)	25 (4th 5:47)
Best Scoring Run	8 (3rd 4:09)	8 (2nd 6:57)
Lead Changes	2	2
Times Tied	1	0
Time with Lead	09:04	30:00
Points from Turnovers	23	20
Paint	30	44
Second Chance	11	6
Fast Breaks	9	14
Bench	27	28
Period by Period Scoring		
1st	16	8
2nd	15	24
3rd	16	19
4th	16	73



Official Basketball Box Score - Final
Vanderbilt at LSU
01/13/25 Maravich Assembly Center, Baton Rouge
2024-25 Women's Basketball

Game Time: 6:00 PM
Game Duration: 2:02
Attendance: 10,201

Officials: Joseph Vaszily, Katie Lukarich, Ry Seales

Vanderbilt - 77

Record: 14-4 (1-3)

NO. Name	Min	FG	3P	FT	Rebounds	Fouls	TP	AS	TO	ST	Blocks	+/
		M-A	M-A	M-A	OR DR TOT	PF					BS BA	
10 Jane Nwaba	F 17:47	1-3	0-0	2-2	0 1 1	3	2	4	2	1	3	0
12 Khiamil Pierre	F 39:39	12-24	0-0	4-6	1 7 8	1 6	28	2	1	1	0 2	-4
1 Mikayla Blakes	G 37:28	4-13	0-4	4-4	2 4 6	1 6	12	4	9	2	2 2	-9
11 Jordyn Oliver	G 33:55	3-3	0-0	0-0	1 2 3	1 0	6	2	1	0	0 0	-9
23 Iyana Moore	G 38:32	6-10	5-8	6-8	1 1 2	3 5	23	0	2	3	0 1	-6
5 Leilani Kapinus	11:12	0-0	0-0	2-2	1 1 2	4 1	2	1	1	0	0 0	2
18 Lashae Greene	18:32	1-4	0-2	0-0	0 2 2	4 0	2	1	1	0	0 0	-6
14 Aiyana Mitchell	02:55	0-0	0-0	0-0	1 0 1	2 0	0	0	0	0	0 0	-11
Team					0 0 0		0		0			
Totals		27-57	5-14	18-22	7 18 25	19 20	77	12	18	9	2 5	-6

Technical Fouls: NONE

Shooting By Period
1st FG% 2-6 33.3%
3PT% 0-0 0.0%
FT% 1-1 100%
2nd FG% 3-11 27.3%
3PT% 1-3 33.3%
FT% 9-12 75%
3rd FG% 8-12 66.7%
3PT% 2-2 100.0%
FT% 2-2 100%
4th FG% 7-16 43.8%
3PT% 0-3 0.0%
FT% 6-7 85.7%
GM FG% 27-57 47.4%
3PT% 5-14 35.7%
FT% 18-22 81.8%

Dead Ball Rebounds: 2.0

LSU - 83

Record: 19-0 (4-0)

NO. Name	Min	FG	3P	FT	Rebounds	Fouls	TP	AS	TO	ST	Blocks	+/
		M-A	M-A	M-A	OR DR TOT	PF					BS BA	
5 Sa'Myah Smith	F 18:39	2-3	0-0	0-0	4 3 7	3	0	4	0	1	0 4	0
24 Aneesh Morrow	F 40:00	10-19	0-1	3-4	4 11 15	2 4	23	1	3	2	0 0	6
4 Flau/Jae Johnson	G 37:32	10-21	1-4	4-4	4 1 5	3 6	25	4	2	1	1 0	7
12 Mikaylah Williams	G 31:42	8-13	2-4	2-2	1 4 5	3 4	20	5	2	2	0 0	11
50 Shayeann Day-Wilson	G 32:06	1-3	0-0	0-0	0 0 0	3 1	2	3	5	3	0 0	12
8 Jersey Wollenbarger	09:51	1-3	0-0	0-2	3 2 5	1 1	2	0	1	0	0 0	-5
16 Kailyn Gilbert	14:48	2-7	0-1	2-2	1 2 3	2 1	6	0	2	0	0 2	-7
1 Miracle Sheppard	08:21	0-1	0-0	0-0	0 0 0	1 0	0	0	1	0	0 0	-1
13 Last-Tear Poa	02:47	0-0	0-0	1-2	0 1 1	2 1	1	0	0	0	0 0	-2
23 Aaliyah Del Rosario	01:56	0-1	0-0	0-2	1 0 1	0 1	0	0	0	0	0 0	-1
30 Jada Richard	02:19	0-0	0-0	0-0	0 0 0	0 0	0	0	0	0	0 0	0
Team					3 0 3		0		0			
Totals		34-71	3-9	12-18	21 24 45	20 19	83	13	17	8	5 2	2

Technical Fouls: NONE

Shooting By Period
1st FG% 6-18 33.3%
3PT% 1-3 33.3%
FT% 4-8 50%
2nd FG% 5-15 33.3%
3PT% 0-2 0.0%
FT% 6-8 75%
3rd FG% 10-20 50.0%
3PT% 1-1 100.0%
FT% 0-0 0%
4th FG% 11-18 61.1%
3PT% 1-3 33.3%
FT% 2-2 100%
GM FG% 34-71 47.9%
3PT% 3-9 33.3%
FT% 12-18 66.7%

Dead Ball Rebounds: 4.1

	VAN	LSU
Biggest lead	5 (1st 7:38)	6 (2nd 7:12)
Best Scoring Run	6 (1st 7:38)	10 (3rd 5:14)
Lead Changes	13	7
Times Tied	7	13
Time with Lead	09:59	23:13
Points from Turnovers	17	21
Paint	32	44
Second Chance	6	17
Fast Breaks	7	13
Bench	4	9
Period by Period Scoring		
1st	21	16
2nd	16	20
3rd	20	20
4th	20	77



Official Basketball Box Score - Final
Louisiana State at Tennessee
01/09/25 Food City Center, Knoxville, Tennessee
2024-2025 Women's Basketball

Game Time: 6:32 PM
Game Duration: 1:56
Attendance: 10,220

Officials: Eric Brewton, Timothy Greene, Teresa Sack

Louisiana State - 89

Record: 18-0 (3-0)

NO. Name	Min	FG	3P	FT	Rebounds	Fouls	TP	AS	TO	ST	Blocks	+/
		M-A	M-A	M-A	OR DR TOT	PF					BS BA	
24 Aneesh Morrow	F 38:07	9-17	0-1	5-5	8 13 21	2 5	23	2	3	0	0 0	4
4 Flau/Jae Johnson	G 37:22	9-22	0-1	2-3	2 6 8	3 3	20	3	1	2	1 1	1
8 Jersey Wollenbarger	G 03:38	1-1	0-0	0-0	1 1 2	0 0	2	0	1	1	0 0	-2
12 Mikaylah Williams	G 33:52	7-11	1-4	1-1	0 3 3	2 2	16	1	3	0	0 0	3
50 Shayeann Day-Wilson	G 32:21	1-5	0-1	0-0	0 1 1	2 0	2	3	2	0 0	1 7	
5 Sa'Myah Smith	06:39	0-0	0-0	0-0	0 2 2	0 0	0	0	0	0 0	0 0	-6
16 Kailyn Gilbert	30:19	9-17	0-1	4-5	2 3 5	1 4	22	1	1	2	0 0	10
1 Miracle Sheppard	10:03	2-4	0-0	0-0	2 0 2	3 0	4	0	0	2	0 0	-2
13 Last-Tear Poa	07:39	0-0	0-0	0-0	0 0 0	1 0	0	2	0	0 0	0 -5	
Team					1 1 2		0		1			
Totals		38-77	1-8	12-14	16 30 46	14 14	89	10	14	7	1 2	2

Technical Fouls: NONE

Shooting By Period
1st FG% 10-22 45.5%
3PT% 1-2 50.0%
FT% 5-8 62.5%
2nd FG% 9-18 50.0%
3PT% 0-2 0.0%
FT% 2-3 66.7%
3rd FG% 9-17 52.9%
3PT% 0-3 0.0%
FT% 3-3 100%
4th FG% 10-20 50.0%
3PT% 0-1 0.0%
FT% 1-2 50%
GM FG% 38-77 49.4%
3PT% 1-9 12.5%
FT% 12-14 85.7%

Dead Ball Rebounds: 2.1

Tennessee - 87

Record: 13-2 (1-2)

NO. Name	Min	FG	3P	FT	Rebounds	Fouls	TP	AS	TO	ST	Blocks	BS BA	+/-
		M-A	M-A	M-A	OR DR TOT	PF							
1 Sara Puckett	F 15:55	1-2	1-2	0-0	2 2 4	3 0	3	1	1	0	0	0	-11
0 Jewel Spear	G 32:04	7-11	5-7	6-7	2 0 2	3 4	25	3	1	1	0	0	-10
2 Ruby Whitehorn	G 27:28	5-13	0-4	0-0	0 3 3	1 0	10	5	1	1	0	0	1
7 Samara Spencer	G 27:24	4-13	2-7	0-0	0 6 6	3 1	10	3	2	2	0	0	8
55 Talaysia Cooper	G 29:54	10-23	1-6	3-3	1 5 6	0 3	24	5	4	2	1	1	3
15 Favor Ayodele	00:58	0-0	0-0	0-0	0 0 0	0 0	1	0	0	0	0	0	-1
33 Alyssa Latham	12:54	1-2	0-1	0-0	1 3 4	0 0	2	0	0	0	0	0	8
53 Jillian Hollingshead	19:41	0-2	0-0	1-2	4 1 5	1 2	1	0	0	0	0	0	10
4 Kaniya Boyd	16:45	2-4	2-3	0-0	0 0 0	1 1	6	1	0	0	0	0	-8
11 Zee Spiselman	16:14	2-6	0-1	2-4	3 2 5	2 2	6	0	1	0	0	0	-11
13 Avery Strickland	00:45	0-0	0-0	0-0	0 0 0	0 0	0	0	1	0	0	0	-2
Team					2 1 3			0	1				
Totals		32-76	11-31	12-16	15 23 38	14 14	87	18	12	6	2	1	-2



Official Basketball Box Score - Final
LSU at South Carolina
01/24/25 Colonial Life Arena, Columbia, S.C.
2024-25 Women's Basketball

Game Time: 5:00 PM
Game Duration: 1:57
Attendance: 18,000

Officials: Joseph Vaszily, Katie Lukarich, Brian Garland

LSU - 56

Record: 20-1 (5-1)

NO.	Name	Min	FG		3P		FT		Rebounds	Fouls	PF	TP	AS	TO	ST	Blocks		BS BA	+/-	
			M	A	M	A	M	A								OR	DR			TO
5	SaMyah Smith	F 29:03	3	6	0	0	1	2	5	7	4	1	0	2	1	1	1	1	-9	
24	Aneesah Morrow	F 38:09	6	19	0	1	3	4	9	7	16	5	3	15	1	2	2	0	-6	
4	Flau/Jae Johnson	G 32:45	6	18	1	4	0	0	2	2	4	1	4	13	1	4	2	0	-9	
12	Mikaylah Williams	G 36:48	5	17	1	5	2	2	3	3	6	0	4	13	3	5	1	1	2	
50	Shayean Day-Wilson	G 33:38	2	8	1	3	1	1	1	1	3	1	6	5	4	2	0	2	-5	
8	Jersey Wolfenbarger	08:58	0	0	0	0	0	0	1	2	3	2	2	0	0	0	0	0	-1	
16	Kaliyn Gilbert	15:19	1	7	0	0	0	0	0	1	1	0	0	0	0	0	0	2	-13	
13	Last-Tear Poa	02:59	0	1	0	1	0	0	0	0	0	0	0	0	0	0	0	0	-3	
1	Miracle Sheppard	02:23	0	1	0	0	0	0	1	0	1	1	0	0	0	0	0	0	-6	
Team									10	2	12									
Totals			23-77	3-14	7-9	28	23	51	19	12	56	10	17	8	2	11	10			-10

Technical Fouls:NONE

Shooting By Period	
1 st FG%	10-20 50.0%
3PT%	2-3 66.7%
FT%	0-0 0%
2 nd FG%	3-20 15.0%
3PT%	1-6 16.7%
FT%	1-2 50%
3 rd FG%	5-20 25.0%
3PT%	0-2 0%
FT%	1-2 50%
4 th FG%	5-17 29.4%
3PT%	0-3 0%
FT%	5-5 100%
GM FG%	23-77 29.9%
3PT%	3-14 21.4%
FT%	7-9 77.8%

Dead Ball Rebounds: 2.0

South Carolina - 66

Record: 19-1 (7-0)

NO.	Name	Min	FG		3P		FT	Rebounds		Fouls	PF	TP	AS	TO	ST	Blocks		Bk BA	+/-	
			M	A	M	A		OR	DR							TS	BS			BA
20	Sania Feagin	F 36:19	4-6	0-0	4-6	2	5	7	3	5	12	3	5	2	3	0	0	6		
21	Chloe Kitts	F 24:21	2-9	0-0	3-4	4	3	7	1	4	7	1	2	0	2	1	12		12	
0	Te-Hina Paopao	G 26:42	2-7	0-4	2-2	0	4	4	0	1	6	2	3	0	0	0	0	0	11	
23	Bree Hall	G 28:21	2-4	1-2	0-0	1	4	5	0	0	5	1	0	1	2	0	-5			
25	Raven Johnson	G 27:55	2-5	0-0	1-2	2	1	3	2	2	5	3	1	5	0	0	4	0		
12	Milaysia Fulwiley	14:54	2-11	0-3	4-4	1	2	3	2	3	8	0	1	3	0	1	5	0		
8	Joyce Edwards	18:12	5-11	0-0	4-8	3	1	4	3	4	14	0	0	1	1	0	2	0		
30	Tessa Johnson	22:08	4-9	1-4	0-0	0	3	3	1	0	9	3	0	1	2	0	15	0		
30	Maryam Dauda	01:08	0-0	0-0	0-0	0	0	0	0	0	0	0	0	0	1	0	0	0		
Team						2	1	3				0	0							
Totals			23-62	2-13	18-26	15	24	39	12	19	66	13	12	13	11	2	10			

Technical Fouls:NONE

Shooting By Period	
1 st FG%	9-16 56.3%
3PT%	1-3 33.3%
FT%	2-2 100%
2 nd FG%	3-17 17.6%
3PT%	1-4 25.0%
FT%	5-6 83.3%
3 rd FG%	7-18 38.9%
3PT%	0-4 0%
FT%	4-6 66.7%
4 th FG%	4-11 36.4%
3PT%	0-2 0%
FT%	7-12 58.3%
GM FG%	23-62 37.1%
3PT%	2-13 15.4%
FT%	18-26 69.2%

Dead Ball Rebounds: 9.2

		LSU	SC
Biggest lead	7 (1 st 3:24)	13 (4 th 5:38)	
Best Scoring Run	6 (1 st 5:49)	8 (2 nd 6:45)	
Lead Changes	11		
Times Tied	3		
Time with Lead	11:42	27:01	

Points from		LSU	SC
Turnovers	8	22	
Paint		32	34
Second Chance	22	16	
Fast Breaks	6	6	
Bench	2	31	

Period by Period Scoring		1st	2nd	3rd	4th	TOT
LSU	22	8	11	15	56	
SC	21	12	18	15	66	



Official Basketball Box Score - Final
Oklahoma at LSU
01/20/25 Maravich Assembly Center, Baton Rouge
2024-25 Women's Basketball

Game Time: 6:00 PM
Game Duration: 2:24
Attendance: 10,637

Officials: Puatari Spurlock, Brian Garland, Teresa Slack

Oklahoma - 100

Record: 16-5 (4-4)

NO. Name		Min	FG M-A	3P M-A	FT M-A	Rebounds OR DR TOT	Fouls PF FO	TP	AS	TO	ST	Blocks BS BA	+/-
6	Sahara Williams	F 26:41	5-11	0-4	2-3	1 3 4	2 1	12	2	2	3	0 0	0
52	Raegan Beers	C 22:23	8-8	0-0	4-6	1 6 7	4 7	20	1	6	0	0 0	1
2	Reyna Scott	G 19:58	2-6	0-0	5-6	0 1 1	3 4	9	8	4	0	0 1	2
12	Payton Verhulst	G 33:04	9-20	3-9	5-6	3 4 7	2 3	26	4	1	3	0 0	-8
24	Skyler Vann	G 13:16	2-5	2-4	0-0	0 0 0	4 1	6	1	0	0	0 0	-5
1	Naveah Tot	06:35	0-0	0-0	0-0	0 1 1	0 0	0	0	1	0	0 0	-7
15	Lavy Keys	26:29	3-5	3-5	0-0	0 1 1	3 2	9	4	1	0	0 0	2
34	Liz Scott	02:53	0-1	0-0	0-0	0 0 0	1 2	0	1	3	0	0 0	0
0	Beatrice Culliton	13:24	1-1	0-0	2-2	3 1 4	1 2	4	3	0	0	1 0	-18
3	Zya Vann	19:47	4-6	1-2	2-6	0 1 1	5 3	11	3	5	4	0 0	4
5	Kiersten Johnson	09:59	1-1	0-0	1-2	0 3 3	1 1	3	0	0	0	1 0	0
25	Landry Allen	03:31	0-0	0-0	0-0	0 0 0	1 0	0	0	0	0	0 0	-7
Team						1 3 4				0			
Totals			35-64	9-24	21-31	9 24 33	28 26	100	27	23	10	2 1	-7

Technical Fouls:Coach 2nd6;12

Shooting By Period	
1 st FG%	6-16 50.0%
3PT%	3-4 75.0%
FT%	4-5 80%
2 nd FG%	8-16 50.0%
3PT%	1-6 16.7%
FT%	2-4 50%
3 rd FG%	8-15 53.3%
3PT%	3-8 37.5%
FT%	7-13 53.8%
4 th FG%	11-17 64.7%
3PT%	2-6 33.3%
FT%	9-9 88.9%
GM FG%	35-64 54.7%
3PT%	9-24 37.5%
FT%	21-31 67.7%

Dead Ball Rebounds: 6.0

LSU - 107

Record: 22-1 (7-1)

NO.	Name	Min	FG	3P	FT	Rebounds	Fouls	TP	AS	TO	ST	Blocks	+/-
			OR	DR	FT	OR	DR	TP					
5	SaMyah Smith	F 05:50	1-1	0-0	0-0	1	2	3	1	2	0	1	0
24	Aneesah Morrow	F 36:10	6-15	1-2	8-11	4	8	12	3	9	21	1	2
4	Flau Jae Johnson	G 38:17	10-17	2-5	3-6	5	7	5	3	3	25	5	7
12	Mikaylah Williams	G 37:24	12-20	7-12	6-7	0	7	7	1	5	37	5	2
50	Shayean Day-Wilson	G 28:17	3-5	1-3	2-4	1	3	4	4	6	9	5	2
1	Miracle Sheppard	05:02	0-0	0-0	0-0	2	0	2	1	1	0	0	1
8	Jersey Wolfenbarger	16:19	2-2	0-0	0-0	0	2	2	5	0	4	0	1
16	Kaliyn Gilbert	16:29	1-5	1-2	2-2	0	1	1	2	1	5	1	0
30	Jada Richard	03:59	0-3	0-2	2-2	0	0	0	0	1	2	1	0
23	Aalyah Del Rosario	12:14	1-1	0-0	0-0	0	0	0	4	0	2	0	0
Team						1	1	2					
Totals			36-69	12-26	23-32	14	24	38	27	27	107	22	19

Technical Fouls:Team 3rd5;18Coach 4th5;52

Shooting By Period	
1 st FG%	7-18 38.9%
3PT%	0-3 0%
FT%	6-7 85.7%
2 nd FG%	11-16 68.8%
3PT%	5-7 71.4%
FT%	5-7 71.4%
3 rd FG%	11-18 61.1%
3PT%	4-9 44.4%
FT%	5-8 62.5%
4 th FG%	7-17 41.2%
3PT%	3-7 42.9%
FT%	7-10 70%
GM FG%	36-69 52.2%
3PT%	12-26 46.2%
FT%	23-32 71.9%

Dead Ball Rebounds: 4.0

	OKL	LSU					
Biggest lead	5 (1 st 9:13)	24 (3 rd 4:13)					
Best Scoring Run	9 (3 rd 2:49)	10 (2 nd 7:29)					
Lead Changes	3						
Times Tied	2						
Time with Lead	10:35	28:50					

Points from		OKL	LSU					
Turnovers	25	22						
Paint	46	28						
Second Chance	13	20						
Fast Breaks	24	21						
Bench	27	13						

Period by Period Scoring					
	1st	2nd	3rd	4th	TOT
OKL	23	19	26	32	100
LSU	20	32	31	24	107



Official Basketball Box Score - Final
LSU at Missouri
02/06/25 Mizou Arena, Columbia
2024-25 Women's Basketball

Game Time: 6:30 PM
Game Duration: 2:00
Attendance: 3,943

Officials: Denise Brooks, Brian Hall, Timothy Doley

LSU - 71

Record: 24-1 (9-1)

NO.	Name	Min	FG	3P	FT	Rebounds		Fouls	TP	AS	TO	Blocks	+/-				
			M-A	M-A	M-A	OR	DR	PF				FF		BS	BA		
5	SaMyah Smith	F 09:54	1-3	0-0	0-0	0	0	0	3	0	2	0	0	-3			
4	Aneesah Morrow	F 37:44	3-13	0-2	7-10	9	5	14	3	9	13	2	2	4	0		
4	Flau/Jae Johnson	G 34:47	6-12	3-5	4-4	2	5	7	3	2	19	0	3	2	1	0	
12	Mikaylah Williams	G 37:15	5-10	3-4	3-4	1	1	2	1	2	16	5	3	2	0	10	
0	Shayearn Day-Wilson	G 20:18	0-2	0-0	0-0	0	1	1	0	1	0	0	2	0	0	-8	
8	Jersey Wollenbarger	04:01	0-0	0-0	2-2	0	0	0	1	1	2	0	0	0	0	1	
16	Kaliyn Gilbert	17:10	0-5	0-1	0-0	0	0	2	2	2	1	1	2	0	0	11	
30	Jada Richard	01:54	2-3	1-1	1-2	0	1	1	0	2	6	1	0	0	0	16	
1	Miracle Sheppard	28:20	5-10	0-0	1-2	3	4	7	2	3	11	0	1	0	1	7	
23	Aalyah Del Rosario	01:47	1-1	0-0	0-0	0	0	0	1	0	2	0	0	0	0	-2	
13	Last-Tear Poa	06:50	0-0	0-0	0-0	1	1	2	1	0	2	1	0	0	0	8	
Team						0		4	0			0	0				
Totals			23-59	7-15	18-24	16	24	40	17	22	71	11	14	9	3	4	11

Technical Fouls: NONE

Shooting By Period	
1st FG%	4-14 28.6%
3PT%	0-2 0.0%
FT%	3-4 75%
2nd FG%	7-13 53.8%
3PT%	4-5 80.0%
FT%	2-4 50%
3rd FG%	6-17 35.3%
3PT%	2-5 40.0%
FT%	6-8 75%
4th FG%	6-15 40.0%
3PT%	1-3 33.3%
FT%	7-8 87.5%
GM FG%	23-59 39.0%
3PT%	7-15 46.7%
FT%	18-24 75.0%

Dead Ball Rebounds: 4.0

Missouri - 60

Record: 12-13 (1-4)

NO.	Name	Min	FG M-A	3P M-A	FT M-A	Rebounds OR DR	Totals Reb	Fouls PF	TP	AS	TO	ST	Blocks BS	BAs	+/-	
30	Angelique Ngalakundi	F 22:15	2-4	0-0	1-2	4	8	12	5	3	2	1	1	3	-4	
0	Gracie Slaughter	G 36:00	7-10	2-4	2-2	0	1	1	2	2	1	0	2	0	-4	
4	Laniah Randle	F 27:56	6-12	0-0	3-4	1	0	1	4	3	15	3	4	1	0	
21	Averi Koenke	G 35:06	0-3	0-2	0-0	0	5	5	3	1	0	2	3	1	-11	
24	Ashton Judd	G 34:04	5-13	4-9	3-4	3	0	3	3	3	17	0	2	1	2	
8	Nyah Wilson	15:50	1-5	0-0	0-2	1	1	2	2	2	2	1	0	0	-6	
23	Abbey Schreacke	06:58	0-3	0-3	0-3	0	1	1	1	1	2	0	0	0	-10	
34	Hannah Linthacum	04:34	0-0	0-0	0-0	2	2	2	0	1	0	0	0	0	0	
1	DeMyia Brown	17:16	0-2	0-1	1-2	0	0	0	2	1	1	1	0	1	-17	
Team						2	1	3	0	2						
Totals			21-52	6-19	12-19	8	22	30	22	17	60	9	16	6	4	-3
Technical Fouls: NONE																

Technical Fouls: NONE

Shooting By Period	
1st FG%	6-18 33.3%
3PT%	1-4 25.0%
FT%	2-3 66.7%
2nd FG%	4-12 33.3%
3PT%	1-5 20.0%
FT%	3-6 50%
3rd FG%	4-11 36.4%
3PT%	2-6 33.3%
FT%	2-4 50%
4th FG%	7-11 63.6%
3PT%	2-4 50.0%
FT%	5-6 83.3%
GM FG%	21-52 40.4%
3PT%	6-19 31.6%
FT%	12-19 63.2%

Dead Ball Rebounds: 6.0

	LSU		Missou		Points from		LSU		Missou		Period by Period Scoring				
Biggest lead	13	(4 th 0:35)	6	(1 st 1:49)	Turnovers	21	9	1st2nd3rd4thTOT							
Best Scoring Run	8(3 rd 0:11)		7(1 st 6:01)		Paint	24	20	LSU	11	20	20	71			
Lead Changes	6				Second Chance	20	3		Missou	15	12	12	60		
Times Tied	4				Fast Breaks	3	7								
Time with Lead	26:02		10:12		Bench	21	5								



Official Basketball Box Score - Final
LSU at Texas
02/16/25 Moody Center, Austin
2024-25 Women's Basketball

Game Time: 2:00 PM
Game Duration: 2:09

Officials: Tiffany Bird, Talisa Green, William Smith

LSU - 58

Record: 25-2 (10-2)

NO.	Name	Min	FG M-A	3P M-A	FT M-A	Rebounds OR DR TOT	Fouls PF	TP	AS	TO	ST	Blocks BS	+/-				
5	SaMyah Smith	F 35:41	1-3	0-0	1-4	3	6	9	3	4	3	0	3	1	1		
24	Aneesah Morrow	F 36:58	6-15	0-1	3-4	4	16	20	4	2	15	2	4	3	-1		
4	Flau/Jae Johnson	G 37:19	6-17	2-3	2-3	3	1	4	4	2	16	0	3	2	3		
12	Mikaylah Williams	G 36:50	7-19	1-7	3-3	0	1	1	4	3	18	2	2	1	0		
50	Shayearn Day-Wilson	G 09:22	0-3	0-0	1-2	0	0	0	2	1	1	0	2	1	1		
1	Miracle Sheppard	05:59	0-0	0-0	0-0	0	0	0	1	0	0	1	0	0	-4		
8	Jersey Wollenbarger	05:06	0-1	0-0	0-0	1	0	1	0	1	0	1	0	0	-3		
13	Last-Tear Poa	25:04	0-2	0-0	2-2	1	1	2	4	4	2	3	1	1	-5		
23	Aalyah Del Rosario	01:11	0-0	0-0	0-0	0	0	0	0	0	0	0	0	0	-2		
16	Kaliyn Gilbert	05:30	1-3	0-1	1-1	0	0	0	0	1	3	0	1	0	-3		
Team						4	3	7	0	2	0	0	0	0	0		
Totals			21-63	3-12	13-19	16	28	44	22	18	58	7	19	9	3	6	-7

Technical Fouls: NONE

Technical Fouls: NONE

Shooting By Period	
1st FG%	4-11 36.4%
3PT%	2-3 66.7%
FT%	0-0 0%
2nd FG%	6-16 37.5%
3PT%	0-3 0.0%
FT%	6-10 60%
3rd FG%	8-20 40.0%
3PT%	1-2 50.0%
FT%	4-6 66.7%
4th FG%	3-16 18.8%
3PT%	0-4 0.0%
FT%	3-3 100%
GM FG%	21-63 33.3%
3PT%	3-12 25.0%
FT%	13-19 68.4%

Dead Ball Rebounds: 2.0

Texas - 65

Record: 26-2 (12-1)

NO.	Name	Min	FG M-A	3P M-A	FT M-A	Rebounds OR DR TOT	Fouls PF FLD	TP	AS	TO	ST	Blocks BS BA	+/-				
11	Justice Carlton	F 17:31	1-6	0-0	3-3	2	4	6	2	3	5	1	3	1	2	1	3
35	Madison Booker	F 40:00	3-17	0-1	10-10	1	9	10	4	7	16	3	2	0	2	0	7
44	Taylor Jones	F 19:53	5-11	0-0	2-2	5	3	8	3	2	12	0	1	1	1	0	0
3	Rori Harmon	G 33:47	4-10	0-0	2-2	0	4	4	1	6	10	5	2	2	0	0	2
10	Shay Holle	G 21:37	0-1	0-1	2-2	1	1	2	0	1	2	0	2	1	1	0	-2
00	Kyla Odiacre	20:07	2-7	0-0	0-0	3	2	5	3	1	4	1	1	1	2	2	7
32	Ndjakalenga Mwenetenda	08:49	1-3	0-1	0-0	0	1	1	0	1	2	0	1	0	0	0	-7
7	Jordan Lee	21:16	3-6	1-3	0-0	1	2	3	2	0	7	1	0	0	0	0	7
1	Bryanna Preston	17:00	2-2	1-1	2-2	0	3	3	1	1	7	2	2	2	0	0	18
Team						0	1	2		0	0						
Totals			21-63	2-7	21-21	14	30	44	18	22	65	13	15	10	6	3	7
Technical Fouls: NONE																	

Technical Fouls: NONE

Shooting By Period	
1st FG%	4-20 20.0%
3PT%	0-1 0.0%
FT%	2-2 100%
2nd FG%	3-17 17.6%
3PT%	1-3 33.3%
FT%	2-2 100%
3rd FG%	6-14 42.9%
3PT%	0-2 0%
FT%	13-13 100%
4th FG%	12-66.7%
3PT%	1-1 100.0%
FT%	4-4 100%
GM FG%	21-63 33.3%
3PT%	2-7 28.6%
FT%	21-21 100.0%

Dead Ball Rebounds: 0.0

	LSU	TEXAS	Points from		LSU	TEXAS	Period by Period Scoring				
Biggest lead	12 (3 rd 4:38)	7 (4 th 0:17)	Turnovers	9	13		1st	2nd	3rd	4th	TOT
Best Scoring Run	9 (2 nd 3:01)	11 (4 th 5:07)	Paint	24	22		LSU	10	18	21	9
Lead Changes	3		Second Chance	14	6						
Times Tied	1		Fast Breaks	3	12		TEXAS	10	9	25	21
Time with Lead	29:24	06:31	Bench	5	20						



Official Basketball Box Score - Final
Tennessee at LSU
02/09/25 Maravich Assembly Center, Baton Rouge
2024-25 Women's Basketball

Game Time: 3:00 PM
Game Duration: 2:13
Attendance: 11,154

Officials: Dee Kanther, Nykisha Thompson, Bill Larrance

Tennessee - 77

Record: 17-6 (4-6)

NO.	Name	Min	FG	3P	FT	Rebounds	Fouls	TP	AS	TO	ST	Blocks	BS	+/-	
			M-A	M-A	M-A	OR	DR	TOT	PF	FD		BS	BA		
11	Zee Spearman	F 24:15	7-12	1-4	0-0	1	5	6	4	1	15	1	4	1	
0	Jewel Spear	G 30:14	5-7	3-4	6-8	1	2	3	1	6	19	1	1	0	
2	Ruby Whitehorn	G 26:33	9-20	1-4	2-3	0	2	2	2	2	21	0	3	2	
17	Santana Spencer	G 27:07	0-1	0-1	0-0	1	3	4	3	4	0	5	1	0	
55	Talaysia Cooper	G 31:01	6-14	0-2	4-7	0	7	7	3	4	16	2	6	3	
21	Tess Darby	10:46	1-3	1-3	0-0	0	0	0	1	0	3	0	0	1	
33	Alyssa Latham	16:24	0-1	0-0	0-0	2	6	8	1	0	0	1	0	0	
53	Jillian Hollingshead	06:40	1-2	0-0	0-0	2	1	3	4	0	2	0	2	0	
1	Sara Puckett	11:25	0-1	0-0	0-0	0	2	2	2	0	0	1	1	0	
4	Kaniya Boyd	15:36	0-0	0-0	1-2	0	1	1	2	2	1	1	0	0	
Team						1	0	1	0	0	0	0	0	0	
Totals						29-61	6-18	13-20	8	29	37	23	19	77	10
Technical Fouls: NONE															

Technical Fouls: NONE

Shooting By Period	
1st FG%	9-17 52.9%
3PT%	2-5 40.0%
FT%	0-0 0%
2nd FG%	6-16 37.5%
3PT%	3-9 33.3%
FT%	2-2 100%
3rd FG%	7-12 58.3%
3PT%	0-1 0.0%
FT%	6-11 54.5%
4th FG%	7-16 43.8%
3PT%	1-3 33.3%
FT%	5-7 71.4%
GM FG%	29-61 47.5%
3PT%	6-18 33.3%
FT%	13-20 65.0%

Dead Ball Rebounds: 5.2

TV/Radio Roster

1



**Mjracle
Sheppard**

G | 5-10 | SO
Kent, Wash.

Like Miracle

2




**Amani
Bartlett**

F | 6-3 | SR
Cleveland, Texas

Uh-mahn-ee

4



**Flau'Jae
Johnson**

G | 5-10 | JR
Savannah, Ga.

flah-jhay

5



**Sa'Myah
Smith**

F | 6-2 | RSO
DeSoto, Texas

suh-my-ah

8



**Jersey
Wolfenbarger**

F | 6-5 | JR
Fort Smith, Ark

12



**Mikaylah
Williams**

G | 6-0 | SO
Bossier City, La.

muh-kay-luh

13



**Last-Tear
Poa**

G | 5-11 | SR
Melbourne, Aus.

14



**Izzy
Besselman**

G | 5-10 | JR
Baton Rouge, La.

16



**Kailyn
Gilbert**

G | 5-8 | JR
Tampa Bay, Fla.

23




**Aalyah
Del Rosario**

C | 6-6 | SO
Santo Domingo, D.R.

uh-lee-uh
del roh-sar-ee-oh

24



**Aneesah
Morrow**

F | 6-1 | JR
Chicago, Ill.

ah-nee-sah
more-oh

30



**Jada
Richard**

G | 5-7 | FR
Opelousas, La.

rih-shard

50



**Shayeann
Day-Wilson**

G | 5-6 | SR
Toronto, Canada

ah-nee-sah
more-oh

HC



**Kim
Mulkey**

Tangipahoa Parish,
La.

tan-chuh-pa-ho-ah