

#LSU

X @LSUsoftball

X @BethTorina

f /LSUsoftball

📧 @LSUsoftball

LSU

2025 SOFTBALL

SEC CHAMPIONS

1999 · 2000 · 2001 · 2002 · 2004

SEC TOURNAMENT CHAMPIONS

1999 · 2001 · 2002 · 2004 · 2007

WCWS APPEARANCES

2001 · 2004 · 2012

2015 · 2016 · 2017

2025 SCHEDULE/RESULTS

Date Opponent TV/Stream Time/Result

FEBRUARY (10-0)

7	Charlotte!	SECN+	W, 8-0 (6)
7	Central Arkansas!	SECN+	W, 10-0 (5)
8	Charlotte!	SECN+	W, 10-0 (5)
8	Central Arkansas!	SECN+	W, 6-0
9	Southeastern LA!	SECN+	W, 3-2
14	UT Arlington\$	SECN+	W, 6-0
14	Northwestern\$	SECN+	W, 7-1
15	Northwestern\$	SECN+	W, 8-0 (5)
15	Virginia Tech\$	SECN+	W, 7-2
16	Virginia Tech\$	SECN+	W, 7-4
21	Penn State%	SECN+	3:30 pm
21	Southern Miss%	SECN+	6 pm
22	Southern Miss%	SECN+	4 pm
22	Nicholls%	SECN+	6:30 pm
23	Nicholls%	SECN+	1:30 pm
27	vs. UCLA^		2 pm
27	at Cal St. Fullerton^	ESPN+	7 pm
28	vs. Utah^		11:30 am
28	vs. Notre Dame^		2 pm

MARCH (0-0)

1	vs. Weber State^		11 am
5	ULM	SECN+	6 pm
7	South Alabama#	SECN+	6 pm
8	South Alabama#	SECN+	3:30 pm
8	Minnesota#	SECN+	6 pm
9	Minnesota#	SECN+	1:30 pm
11	UL-Lafayette	SECN+	6 pm
14	Kentucky*	SECN+	6 pm
15	Kentucky*	SECN+	5 pm
16	Kentucky*	SECN+	1 pm
21	at Georgia*	SECN+	5 pm
22	at Georgia*	SECN+	1 pm
23	at Georgia*	SECN+	1 pm
25	at UL-Lafayette	ESPN+	6 pm
28	South Carolina*	SECN	5 pm
29	South Carolina*	SECN	6 pm
30	South Carolina*	ESPNU	1 pm

APRIL (0-0)

1	at McNeese	ESPN+	6 pm
4	Alabama*	SECN+	6 pm
5	Alabama*	ESPN2	6 pm
6	Alabama*	ESPNU	4 pm
9	Louisiana Tech	SECN+	6 pm
11	at Texas A&M*	SECN+	6 pm
12	at Texas A&M*	SECN	2 pm
13	at Texas A&M*	SECN+	1 pm
17	at Texas*	SECN+	4:30 pm
18	at Texas*	SECN+	4:30 pm
19	at Texas*	ESPN2	11 am
22	McNeese	SECN+	6 pm
26	Florida*	ESPN2	1 pm
27	Florida*	SECN	5 pm
28	Florida*	SECN	6 pm

MAY (0-0)

1	at Arkansas*	SECN+	6 pm
4	at Arkansas*	SECN+	6 pm
5	at Arkansas*	SECN+	1 pm
6-10	SEC Tournament	SECN	TBA
16-18	NCAA Regionals		TBA
22-25	NCAA Super Regionals		TBA

JUNE (0-0)

May 29-6 Women's College World Series TBA

All times are central and subject to change. Home games are bolded and played at Tiger Park; ! - Tiger Classic [Baton Rouge, La.]; \$ - Purple & Gold Challenge [Baton Rouge, La.]; % - LSU Invitational [Baton Rouge, La.]; ^ - Judi Garman Classic [Fullerton, Calif.]; # - LSU Round Robin [Baton Rouge, La.]; * - SEC Contest; SECN - SEC Network; SECN+ - SEC Network+; ~ - SEC Tournament; -- NCAA Tournament

No. 5/6 LSU (10-0) AT THE LSU INVITATIONAL

BREAKDOWN

LSU

No. 5/6 LSU

2025 Record	10-0
Head Coach	Beth Torina
LSU Record	546-237 (14th Season)
Overall Record	675-348 (18th Season)



Southern Miss

2025 Record	3-7
Head Coach	Natalie Poole
USM Record	47-60 (3rd Season)
Overall Record	600-699 (24th Season)

FAST FACTS

- LSU moves up to No. 5 in the ESPN/USA Softball Poll and No. 6 in the NFCA/GoRoute Division I Softball Poll.
- Head Coach Beth Torina is in her 14th season at the helm of LSU softball and has coached the Tigers to four Women's College World Series appearances, including three-straight, one of two teams (UCLA) in the nation to accomplish that feat from 2015-17.
- Coach Torina is the program's all-time wins leader at 546 wins and is 25 wins shy of 700 wins in her career. Torina averages 41 wins per season.
- The Tigers were the No. 9 overall seed in the 2024 NCAA Tournament, logging its 18th consecutive appearance in the NCAA Tournament.
- LSU returns 17 players from the 2024 roster and have nine newcomers, including three transfers.
- LSU ranks No. 2 in the SEC with a 0.78 ERA behind 73 strikeouts and allows the least amount of runs (9) and has the third-lowest opposing batting average at .153 in the conference. LSU has six shutouts this season.
- The Tigers also rank No. 2 in the SEC with a .377 batting average behind 90 hits, 72 runs and 60 RBI.
- LSU is 70-10 against the 2025 LSU Invitational participants. The Tigers are 39-1 against Nicholls, 6-4 versus Penn Stste and 25-5 against Southern Miss.
- LSU's 2025 schedule will feature 39 games against 18 participants in the 2024 NCAA Tournament, including four WCWS participants (Alabama, Florida, Texas and UCLA).



Penn State

2025 Record	3-7
Head Coach	Clarisa Crowell
UTA Record	108-99 (5th Season)
Overall Record	317-281 (13th Season)



Nicholls

2025 Record	5-6
Head Coach	Ron Frost
NSU Record	5-6 (1st Season)
Overall Record	Same

- LSU will have 10 televised SEC contests in the 2025 season. Eight will be broadcasted from Tiger Park, five on SEC Network, three on ESPN2 and two on ESPNU.
- LSU is picked to finish sixth in the SEC and Sydney Berzon, Danieca Coffey and Jalia Lassiter grace the 2025 Preseason All-SEC Team.
- Left-handed pitcher Jayden Heavener is the back-to-back SEC Freshman of the Week and ranks No. 9 in the SEC with 30 strikeouts behind a 1.05 ERA. She is the program's first true left handed pitcher since Julie Stashko 1997-2000.
- Sydney Berzon, a two-time NFCA All-American, is 4-0 in the circle this season with two shutouts, and has 25 strikeouts and a 1.17 ERA in 24.0 innings pitched.
- Infielder Danieca Coffey is on a 20-game hitting streak dating back to last season and is ranked No. 4 all-time in the LSU record book with a .448 career on-base percentage and No. 5 with a .367 career batting average.
- Berzon and Coffey earned a spot on the Top 53 Watch List for USA Softball's Player of the Year Award.
- Catcher Maci Bergeron (.500) and utility player Tori Edwards (.419) and brings the offensive power to the lineup. The duo has combined for all six of LSU's home runs and has collectively 25 hits and 21 RBI.
- The 2025 roster has three graduates. Emilee Casanova and Danieca Coffey are LSU graduates, and Ashley Vallejo graduated from McNeese before transferring to LSU.

2025 QUICK FACTS

SOFTBALL STAFF

Head Coach	Beth Torina
Alma Mater, Year	Florida, 2000
Record at LSU (Seasons)	546-237 (14)
Career Record (Seasons)	675-348 (18)
Year at LSU	14th Season
Year in Career	18th Season
Assistant Coach	Bryce Neal
Alma Mater, Year	University of Arkansas-Fort Smith, 2015
Year at LSU	2nd Season
Assistant Coach	Sandra Moton
Alma Mater, Year	LSU, 2016
Year at LSU	7th Season
Director of Player Performance & Analytics	Zach Jermain
Alma Mater, Year	LSU, 2024 (PhD)
Year at LSU	2nd Season
Video Coordinator	Matt Karin
Alma Mater, Year	Alabama, 2016
Year at LSU	8th Season
Director of Operations	Mary Wood
Alma Mater, Year	Eastern Illinois, 2005
Year at LSU	1st Season

TEAM INFORMATION

2024 Overall Record	44-17
2024 SEC Record (Finish)	12-12 (6th)
2024 SEC Tournament Finish	Semifinals
2024 Postseason	Super Regionals
2024 Final Ranking (NFCA/USA Softball)	12/11
Starters Returning/Lost	4/6
Pitchers Returning/Lost	3/3
Newcomers	9

PROGRAM HISTORY

All-Time Record	1356-519-1 (.723)
AIAW Record (1979-82)	67-60 (.515)
NCAA Record (1997-2025)	1289-459-1 (.737)
All-Time SEC Record	475-241-1 (.663)
SEC Western Division Titles	9
Seasons	1997-2002, 2004, 2007, 2013
SEC Regular Season Titles	5
Seasons	1999, 2000, 2001, 2002, 2004
All-Time SEC Tournament Record	47-27 (.635)
SEC Tournament Titles	5
Seasons	1999, 2001, 2002, 2004, 2007
NCAA Tournament Record	87-58 (.600)
NCAA Tournament Appearances	25
Seasons	1998-2004, 2006-2019, 2021-2024
Women's College World Series Appearances	6
Seasons	2001, 2004, 2012, 2015, 2016, 2017

UNIVERSITY

Location	Baton Rouge, La.
Founded	1860
Enrollment	36,946
Nickname	Tigers or Fighting Tigers
Colors	Purple (PMS 268) & Gold (PMS 123)
Mascot	Mike (Bengal tiger)
Conference	Southeastern
President	William F. Tate IV
NCAA Faculty Representative	Dr. Lori Martin

VOLUME

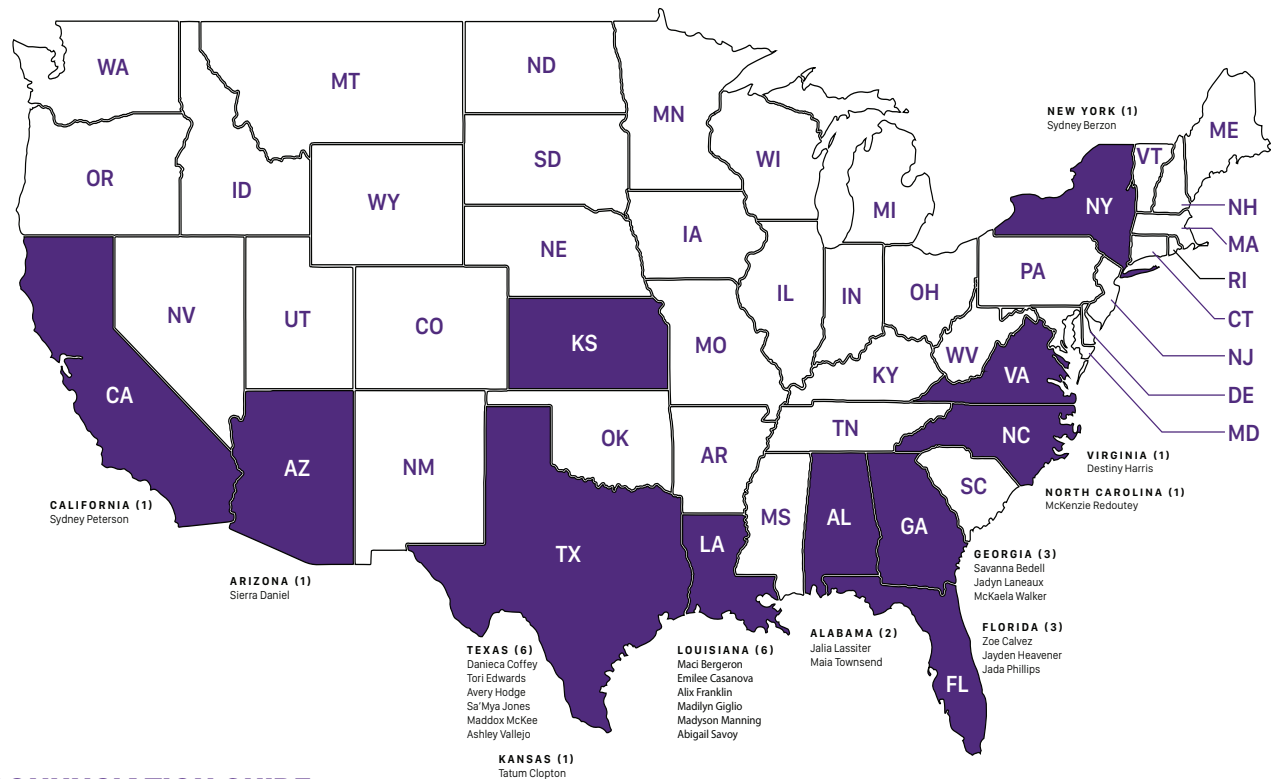


2025 ROSTER

NUMERICAL

NO.	NAME	POS.	H-T	B-T	CL.-EXP.-LETTERS	HOMETOWN (PREVIOUS SCHOOL)
00	Jayden Heavener	P/UTL	5-6	L/L	Fr.-HS	Pace, Fla. (Pace HS)
1	Sydney Peterson	INF	5-5	R/R	R-Jr.-1L	Stockton, Calif. (Franklin HS)
2	Maddox McKee	UTL	5-4	L/R	So.-1L	Montgomery, Texas (Lake Creek HS)
3	Maia Townsend	OF	5-9	L/R	Jr.-2L	Morris, Ala. (Mortimer Jordan HS)
4	McKenzie Redoutey	OF	5-6	L/L	Sr.-3L	Franklin, N.C. (Franklin HS)
5	Ashley Vallejo	P	5-8	R/R	5th-Yr Sr.-TR	New Waverly, Texas (McNeese)
6	Abigail Savoy	INF	5-8	L/L	Jr.-2L	Branch, La. (Notre Dame HS)
7	Jalia Lassiter	OF	5-7	R/R	Jr.-TR	Atmore, Ala. (Ole Miss)
9	Madilyn Giglio	OF	5-3	L/R	Sr.-3L	Metairie, La (Mount Carmel Academy)
10	Emilee Casanova	P	6-2	R/R	5th-Yr Sr.-3L	Amite, La. (Oak Forest Academy)
12	Maci Bergeron	C	5-4	R/R	Jr.-2L	Rayne, La. (Notre Dame HS)
13	Danieca Coffey	INF	5-6	L/R	5th-YR Sr.-3L	Richwood, Texas (Angelton HS)
15	Jadyn Laneaux	OF	5-10	L/R	So.-1L	Marietta, Ga. (Pope HS)
16	Savanna Bedell	UTL	5-8	L/L	So.-1L	Columbus, Ga. (Northside HS)
18	Tatum Clopton	P	5-10	L/R	R-Jr.-RS	Lawrence, Kan. (Oklahoma State)
20	Alix Franklin	INF	5-7	R/R	Fr.-HS	St. Amant, La. (St. Amant HS)
22	Madysen Manning	INF	5-9	R/R	So.-1L	West Monroe, La. (West Monroe HS)
23	Sierra Daniel	UTL	5-4	L/R	So.-1L	Chandler, Ariz. (Seton Catholic Preparatory HS)
27	McKaela Walker	INF	5-3	R/R	Jr.-2L	Marietta, Ga. (Marietta HS)
28	Jada Phillips	C/UTL	5-4	R/R	Fr.-HS	Bradenton, Fla. (Braden River HS)
29	Sydney Berzon	P	6-0	R/R	Jr.-2L	Buffalo, N.Y. (Baylor HS)
32	Zoe Calvez	OF	5-7	L/R	Fr.-HS	Orlando, Fla. (West Orange HS)
33	Destiny Harris	OF	5-4	R/R	Fr.-HS	Norfolk, Va. (Granby HS)
42	Tori Edwards	UTL	5-11	R/R	R-Fr.-RS	Flower Mound, Texas (Edward S. Marcus HS)
77	Sa'Mya Jones	INF	5-3	R/R	Fr.-HS	Pearland, Texas (Glenda Dawson HS)
82	Avery Hodge	INF	5-6	L/R	Jr.-TR	Richmond, Texas (Oklahoma)

TIGERS BY STATE



PRONUNCIATION GUIDE

Jayden **Heavener** - Heeve-ner
Maddox McKee - Maa-duhx
Maia Townsend - My-yuh
McKenzie **Redoutey** - Rude-uh-dee
Ashley **Vallejo** - Vuh-lay-hoe
Abigail **Savoy** - Sav-wah

Jalia Lassiter - Jay-luh Lah-sit-er
Madilyn **Giglio** - Jih-leo
Maci **Bergeron** - Baa-zher-on
Danieca Coffey - Dan-eh-kuh
Jadyn **Laneaux** - Leh-no
Savanna **Bedell** - Beh-dell

Madysen Manning - Mad-uh-son
McKaela Walker - Muh-kay-luh
Jada Phillips - Jay-duh
Zoe Calvez - Zho-ee
Sa'Mya Jones - Suh-my-yuh



Beth Torina

Head Coach • 18th Season Overall • 14th Season at LSU • Career Record: 675-348

Beth Torina heads into her 14th season at the helm of the LSU softball program after she returned the Tigers to national prominence with two 50-win seasons, seven 40-win seasons and four trips to the Women's College World Series in 2012, 2015, 2016 and 2017.

Since taking the reins of the program prior to the 2012 season, Torina has led the Tigers to the pinnacle of the sport more than any other LSU head coach. Torina is the program's all-time wins leader with 536 victories entering the 2025 season and is the first skipper to lead the team to Oklahoma City in consecutive seasons in program history (2015-17). She is averaging 41 wins per season in Baton Rouge, leading a ranked side featured in the nation's Top 10 in 10 of the last 13 seasons, and had a streak of 123 consecutive weeks ranked in the Top 25 (2014-2022). Under Torina, the Tigers have played a Top 10 strength of schedule every year.

Torina has also made an impact in the community off the field. She was honored with the NFCA 2024 Humanitarian Award for tireless work raising awareness and funds for ovarian cancer research.

In the 2024 campaign, LSU earned the No. 9 overall seed in the NCAA Tournament, marking its 18th consecutive tournament appearance and 25th appearance overall. The Tigers boasted a 44-17 record for the program's seventh 40-plus win season over 10 years. The Bayou Bengals advanced to their 10th NCAA Super Regional after winning the 2024 Baton Rouge Regional to get out of the first weekend of the NCAA Tournament for the first time since 2021. LSU logged a .290 average on 464 hits, had a 2.30 ERA behind 374 strikeouts, tallied 15 shutouts, including one no-hitter, and defensively set a program record with a .976 fielding percentage, turning 28 double plays for the second-most in a single season.

Pitcher Sydney Berzon claimed her second NFCA All-American distinction to become the fifth LSU hurler named an NFCA All-American in consecutive seasons. She was tabbed to the NFCA South All-Region and All-SEC First Team. On the field, outfielder Ali Newland graced the NFCA South All-Region First Team, the All-SEC First Team and the SEC All-Defensive Team. Newland was named a College Sports Communicators Academic All-American off the field, became the program's second SEC Scholar-Athlete of the Year and was placed on the SEC Community Service Team for the third consecutive season. Other 2024 NFCA South All-Region selections included Ciara Briggs (second-team) - a two-time Gold Glove winner, Raeleen Gutierrez (third-team), Kelley Lynch (third-team) and Taylor Pleasants (third-team). Briggs joined Berzon and Newland on the All-SEC First Team, Lynch made the All-SEC Second Team, and Gutierrez accompanied Newland on the SEC All-Defensive Team.

Torina earned her B.S. in health sciences and occupational therapy from Florida in 2000. During her playing career with the Gators, she was a member of the 1998 Southeastern Conference regular season championship team as the squad's top pitcher. In the classroom, Torina was a GTE Academic All-American and a finalist for the 2000 H. Boyd McWhorter SEC Scholar-Athlete of the Year.

Before joining the LSU program in June 2011, Torina took Florida International of the Sun Belt Conference to new heights. The two-time SBC Coach of the Year led the Golden Panthers to a 129-111 record in four seasons and directed FIU to its first NCAA Tournament victory in 2010.

Torina and her husband, Nick, were married in January 2010. The couple has three daughters: Taryn, Tatum, and Tenley. They currently reside in Baton Rouge.



Celebrating Coach Torina's Milestone:

Beth Torina, All-Time Games Coached Leader for LSU Softball, celebrates with former head coaches Carol Smith and NFCA Hall of Famer Yvette Girouard.

THE TORINA FILE



Career Record: 675-348
Record at LSU: 546-237
Record at FIU: 129-111

Head Coach – LSU

Year	Record
2012	40-25
2013	42-16
2014	38-24
2015	52-14
2016	52-18
2017	48-22
2018	45-17
2019	43-19

Year	Record
2020	21-3
2021	35-22
2022	34-23
2023	42-17
2024	44-17
2025	10-0

Head Coach – FIU

Year	Record
2011	31-27
2010	38-21
2009	31-29
2008	29-34

YEARS

SCHOOL

2012-Present	LSU Head Coach	7x Regional Champion, 2012, 2015, 2016, 2017 Women's College World Series
2008-11	Florida International University Head Coach	2010 NCAA Regionals
2003-07	University of Houston Assistant Coach	Two NCAA Regionals, 2007 Conference USA Champions
2000-02	Stetson University Assistant Coach	2001 Atlantic Sun Regular Season Champions
1997-2000	University of Florida pitcher	1998 SEC Championship Team

NOTES

TORINA VS. OPPONENTS

Opponent	LSU	FIU	Totals
Alabama	13-16	0-2	13-18
Alcorn State	1-0	0-0	1-0
Arizona	4-3	0-0	4-3
Arizona State	3-2	0-1	3-3
Arkansas	18-9	1-1	19-10
Austin Peay	1-0	0-0	1-0
Auburn	13-13	0-1	13-14
Ball State	1-0	0-1	1-1
Baylor	3-1	0-2	3-3
Belmont	2-0	0-0	2-0
Bethune-Cookman	2-0	3-0	5-0
Bradley	0-0	0-1	0-1
Boise State	2-0	0-0	2-0
Boston College	0-0	1-0	1-0
Boston University	1-0	1-1	2-1
Bucknell	2-0	0-0	2-0
Buffalo	1-0	0-0	1-0
BYU	5-0	0-0	5-0
Campbell	2-0	0-0	2-0
California	1-2	0-0	1-2
Cal Poly	1-0	0-0	1-0
Cal State Fullerton	2-1	0-1	2-2
Cal State Northridge	2-0	0-0	2-0
Central Arkansas	13-1	0-0	13-1
Central Connecticut State	3-0	0-0	3-0
Charlotte	2-0	0-0	2-0
Colorado State	1-0	0-0	1-0
Columbia	0-0	1-0	1-0
Connecticut	1-0	2-0	3-0
Creighton	0-0	0-1	0-1
DePaul	0-1	0-1	0-2
Drake	2-0	0-1	2-1
Duke	0-1	0-0	0-1
East Tennessee State	0-0	0-1	0-1
Eastern Illinois	1-0	2-0	3-0
Eastern Michigan	0-0	1-0	1-0
Fairfield	1-0	0-0	1-0
Florida	9-21	1-4	10-24
Florida A&M	2-0	0-0	2-0
Florida Atlantic	5-0	7-5	12-5
Florida Gulf Coast	0-0	7-3	7-3
Florida State	5-6	0-2	5-8
Fordham	1-0	0-2	1-2
Fresno State	1-0	0-0	1-0
George Washington	2-0	3-0	5-0
Georgetown	0-0	1-0	1-0
Georgia	16-9	0-1	16-10
Georgia Southern	4-0	0-0	4-0
Georgia Tech	2-0	2-0	4-0
Hampton	1-0	0-0	1-0
Harvard	0-1	1-2	1-3
Hofstra	3-1	0-0	3-1
Houston	3-0	0-0	3-0
Illinois	3-1	0-3	3-4
Illinois-Chicago	1-0	1-0	2-0
Illinois State	7-0	1-1	8-1
Indiana	0-1	2-0	2-1
Iowa	2-0	0-1	2-1
Iowa State	1-0	0-0	1-0
Jacksonville	0-0	1-0	1-0
Jackson State	2-0	0-0	2-0
James Madison	2-1	0-0	2-1
Kansas	2-0	0-0	2-0
Kentucky	12-16	0-1	12-17
Kent St.	1-0	0-0	1-0
Lamar	2-0	0-0	2-0
Liberty	5-1	0-0	5-1
Longwood	2-0	0-0	2-0
Long Beach State	2-0	1-0	3-0
Long Island	1-0	3-0	4-0
Louisiana-Lafayette	13-10	4-11	17-21
Louisiana-Monroe	9-0	10-4	19-4
Louisiana Tech	12-0	0-0	12-0
Louisville	1-1	0-1	1-2
Loyola Marymount	1-1	1-0	2-1
Massachusetts	1-0	0-2	1-2
McNeese State	19-2	0-0	19-2
Memphis	6-0	1-0	7-0
Michigan	4-4	0-0	4-4
Michigan State	0-0	2-1	2-1
Middle Tennessee	0-0	12-2	12-2
Minnesota	1-4	0-0	1-4
Mississippi State	19-7	0-0	19-7
Mississippi Valley State	2-0	0-0	2-0
Missouri	15-13	0-3	15-16
Monmouth	1-0	0-0	1-0
Murray State	1-0	0-0	1-0
Nebraska	2-0	0-0	2-0
Nevada	1-0	0-1	1-1
New Mexico	2-0	0-2	2-2
New Mexico State	1-0	0-0	1-0
Nicholls	13-0	0-0	13-0
Northwestern	5-0	0-0	5-0
Northwestern State	7-0	0-0	7-0
North Carolina	1-1	0-2	1-3
North Carolina State	6-0	1-0	7-0
North Dakota	2-0	0-0	2-0
North Dakota State	1-1	0-0	1-1
North Florida	1-0	4-0	5-0
North Texas	0-0	8-6	8-6
Notre Dame	2-1	0-0	2-1
Ohio	1-0	0-0	1-0
Ohio State	3-0	1-2	4-2
Oklahoma	2-6	0-0	2-6
Oklahoma State	9-3	0-0	9-3
Ole Miss	17-11	0-0	17-11
Omaha	1-0	0-0	1-0
Oregon	0-5	0-0	0-5
Oregon State	4-0	1-1	5-1
Pacific	2-1	0-0	2-1
Pittsburgh	2-0	0-3	2-3
Penn State	4-3	2-1	6-4
Purdue	4-0	0-0	4-0
Prairie View A&M	1-0	0-0	1-0
Providence	0-0	3-0	3-0
Quinnipiac	0-0	2-1	2-1
Radford	0-0	1-0	1-0
Robert Morris	0-0	1-0	1-0
Rutgers	0-0	0-1	0-1
Samford	3-0	0-0	3-0
Sam Houston State	2-0	0-0	2-0
San Diego State	3-1	0-0	3-1
San Jose State	2-0	0-1	2-1
Stanford	1-2	0-0	1-2
Stephen F. Austin	6-0	0-0	6-0
St. John's	0-0	0-1	0-1
St. Joseph's	0-0	0-1	0-1
South Alabama	10-2	6-7	16-9
South Carolina	19-6	0-0	19-6
South Florida	1-0	0-0	1-0
Southeast Missouri	1-0	0-0	1-0
Southeastern Louisiana	10-0	0-0	10-0
Southern Illinois	2-0	1-0	3-0
Southern Utah	1-0	0-0	1-0
SIUE	1-0	0-0	1-0
Southern Miss	5-0	0-0	5-0
Stanford	2-3	0-0	2-3
Stetson	0-0	4-1	4-1
Syracuse	1-0	1-0	2-0
Temple	0-0	1-0	1-0
Tennessee	11-18	0-0	11-18
Tennessee State	1-0	0-0	1-0
Tennessee Tech	2-0	2-0	2-0
Texas	4-5	0-0	4-5
Texas-Arlington	2-0	1-1	3-1
Texas A&M-CC	2-0	1-0	3-0
Texas A&M	19-8	0-0	19-8
Texas State	1-0	0-0	1-0
Texas Southern	1-0	0-0	1-0
Texas Tech	6-1	0-0	6-1
Troy	5-1	6-7	11-8
Tulsa	3-1	0-0	3-1
UCF	1-0	2-2	3-2
UCLA	2-3	0-1	2-4
UC Santa Barbara	1-0	0-0	1-0
UNLV	1-0	0-0	1-0
USC Upstate	1-0	0-0	1-0
Utah	2-1	0-0	2-1
Utah State	1-0	0-0	1-0
Virginia	2-0	0-0	2-0
Virginia Tech	2-0	0-1	2-1
Washington	3-3	0-0	3-3
Western Kentucky	1-0	7-5	8-5
Western Michigan	0-0	1-0	1-0
Wichita State	1-0	0-0	1-0
Wisconsin	0-0	0-1	0-1

TIGERS IN THE POLLS

NFCA/GoRoute Coaches Poll (2/18/25)

Rank	Team (1st Votes)	Points	Record	Previous
1	Texas (30)	774	11-0	1
2	Oklahoma (1)	730	10-0	3
3	Florida	718	13-1	2
4	UCLA	643	9-1	4
5	Tennessee	627	10-1	6
6	LSU	616	10-0	7
7	Texas A&M	603	9-1	5
8	Florida State	582	8-1	8
9	Georgia	498	9-0	10
10	Arkansas	441	10-0	13
11	Duke	415	7-3	12
12	Texas Tech	407	8-3	11
13	Arizona	397	10-1	15
14	Oklahoma State	388	5-4	9
15	Virginia Tech	306	8-2	17
16	Nebraska	304	8-2	18
17	Mississippi State	277	9-1	19
18	Stanford	246	9-0	20
19	Oregon	224	10-1	21
20	Auburn	208	11-0	RV
21	South Carolina	136	10-0	RV
22	Missouri	119	6-5	16
23	Alabama	116	5-6	14
24	Kentucky	60	6-4	23
25	San Diego State	40	8-2	NR

Receiving Votes: Florida Atlantic (34), Baylor (32), Liberty (27), Virginia (24), Northwestern (23), Omaha (15), Indiana (13), Grand Canyon (8), California (7), Clemson (6), Washington (5), BYU (4), Ole Miss (2)

ESPN.com/USA Softball Poll (2/18/25)

Rank	Team (1st Votes)	Conference	Record	Points	Previous
1	Texas (25)	SEC	11-0	625	1
2	Oklahoma	SEC	10-0	593	3
3	Florida	SEC	13-1	563	2
4	UCLA	Big Ten	9-1	535	4
5	LSU	SEC	10-0	513	7
6	Texas A&M	SEC	10-1	488	5
7	Tennessee	SEC	10-1	482	6
8	Florida State	ACC	8-1	471	9
9	Georgia	SEC	9-0	393	11
10	Arkansas	SEC	10-0	360	13
11	Arizona	Big 12	10-1	345	15
12	Texas Tech	Big 12	8-3	342	8
13	Oklahoma State	Big 12	5-4	334	10
14	Duke	ACC	7-3	316	14
15	Nebraska	Big Ten	8-2	286	17
16	Mississippi State	SEC	9-1	240	19
17	Virginia Tech	ACC	8-2	215	18
18	Auburn	SEC	11-0	186	RV
19	Oregon	Big Ten	10-1	160	20
20	Stanford	ACC	9-0	132	22
21	Alabama	SEC	5-5	118	12
22	Missouri	SEC	6-5	99	16
23	San Diego State	Mountain West	8-2	90	-
24	South Carolina	SEC	10-0	76	RV
25	Liberty	Conference USA	8-3	44	RV

Receiving Votes: Baylor (33), Kentucky (32), Northwestern (24), Florida Atlantic (18), Indiana (16), Virginia (15), Ole Miss (5), UCF (2)

13 – SEC, 4 – ACC, 3 – Big Ten, 3 – Big 12, 1 – Conference USA, 1 – Mountain West

D1Softball Top 25 Poll (2/18/25)

Rank	Team	Record	Last Week	Previous
1	Texas	11-0	5-0	2
2	Oklahoma	10-0	4-0	4
3	Florida	13-1	7-1	1
4	Florida State	8-1	4-0	6
5	LSU	10-0	5-0	8
6	Tennessee	10-1	5-0	5
7	UCLA	9-1	4-1	3
8	Texas A&M	10-1	4-1	7
9	Arkansas	10-0	5-0	13
10	Arizona	10-1	5-0	10
11	Oklahoma State	5-4	3-2	9
12	Georgia	9-0	4-0	12
13	Duke	7-3	4-1	14
14	Texas Tech	8-3	3-2	11
15	Nebraska	8-2	5-0	19
16	Virginia Tech	8-2	3-2	16
17	Mississippi State	9-1	5-0	17
18	Auburn	11-0	6-0	NR
19	San Diego State	8-2	5-0	NR
20	Stanford	9-0	5-0	23
21	Missouri	6-5	2-4	15
22	Liberty	8-3	3-3	24
23	Oregon	10-1	5-1	21
24	South Carolina	10-0	5-0	NR
25	Florida Atlantic	9-2	3-2	18

Receiving Votes: Virginia, Alabama, Indiana, South Florida

Softball America Poll (2/17/25)

Rank	Team	Record	Previous
1	Texas	11-0	2
2	Oklahoma	10-0	3
3	Florida	13-1	1
4	UCLA	9-1	4
5	Florida State	8-1	7
6	LSU	10-0	10
7	Tennessee	10-1	6
8	Texas A&M	10-1	5
9	Arizona	10-1	11
10	Arkansas	10-0	13
11	Georgia	9-0	14
12	Oklahoma State	5-4	9
13	Texas Tech	8-3	8
14	Nebraska	8-2	17
15	Duke	8-3	16
16	Mississippi State	9-1	21
17	Auburn	11-0	NR
18	San Diego State	8-2	NR
19	Virginia Tech	8-2	18
20	Liberty	8-3	20
21	Oregon	10-1	22
22	South Carolina	10-0	25
23	Alabama	5-5	12
24	Missouri	6-5	15
25	Florida Atlantic	9-2	19

LSU's RECORD WHEN....

WIN-LOSS SUMMARY	OVERALL
Overall	10-0
Non-Conference	10-0
SEC	0-0
SEC Tournament	0-0
NCAA Tournament	0-0
Home	10-0
Away	0-0
Neutral	0-0
vs. Top 10	0-0
vs. Top 25	4-0
Louisiana Teams	1-0
Day Games	8-0
Night Games	2-0
February	10-0
March	0-0
April	0-0
May	0-0
Sunday	2-0
Monday	0-0
Tuesday	0-0
Wednesday	0-0
Thursday	0-0
Friday	4-0
Saturday	4-0
RHP Starter	9-0
LHP Starter	1-0
Shutouts	6-0
Run-rule Games	4-0
Extra-inning Games	0-0
One-run Games	1-0
Two-run Games	0-0
Five-run + Games	8-0
Scored 0-2 Runs	0-0
Scored 3-5 Runs	1-0
Scored 6-9 Runs	7-0
Scored 10 + Runs	2-0
Opp. Scored 0-2 Runs	9-0
Opp. Scored 3-5 Runs	1-0
Opp. Scored 6-9 Runs	0-0
Opp. Scored 10 + Runs	0-0
Scored in 1st Inning	5-0
Opp. Scored in 1st Inning	1-0
Scored First	8-0
Opp. Scored First	2-0
Leading after 5 Innings	6-0
Trailing after 5 Innings	1-0
Tied after 5 Innings	0-0
Leading after 6 Innings	5-0
Trailing after 6 Innings	0-0
Tied after 6 Innings	1-0
Out-hit Opp.	9-0
Out-hit by Opp.	1-0
Hits are Tied	0-0

NEWS AND NOTES

Volume 33

LSU softball's theme for the 2025 season is Volume 33, representing a new chapter in the program's 33rd season (not consecutive seasons).

The Series

LSU has a combined 70-10 record against the 2025 LSU Invitational participants. The Tigers are 39-1 against Nicholls, 6-4 versus Penn State and 25-5 against the Southern Miss.

The Tigers boast a 35-game winning streak against Nicholls dating back to 2000 and are 25-1 when the teams play in Baton Rouge.

LSU is 4-4 when playing Penn State at Tiger Park. PSU has won two of the last three games, but LSU won the most recent game, 14-1, in 2017.

LSU has won the last six consecutive games against Southern Miss with the last meeting happening in 2021. The Tigers are 19-3 when playing USM in Baton Rouge.

Tigers in the Polls

Week two of the national rankings has LSU ranked inside the top 10. The Tigers are No. 5 in the ESPN.com/USA Softball Top 25 Poll and No. 6 in the NFCA/GoRoute Division I Top 25 Poll.

The Tigers also rank No. 5 in the D1Softball Poll and No. 6 in the Softball America Poll.

SEC Stong in the Polls

The SEC has dominated both the NFCA and USA Softball polls. In the NFCA poll, the SEC has 14 of its 15 teams ranked, In the USA poll, 13 teams are ranked. In both polls, the top three ranked teams are Texas, Oklahoma and Florida in that order. The league also has eight teams in the top 10.

Last season, all 13 of the teams in the SEC reached the NCAA Tournament for the fourth time in the leagues history. The other three times came in 2017-2019.

The 2025 Schedule

LSU's 2025 schedule will feature 39 games against 18 participants in the 2024 NCAA Tournament, including four WCWS participants (Alabama, Florida, Texas and UCLA). Overall, the Tigers are slated to play in 54 regular season games.

Highlighting LSU's 30-game non-conference schedule are the five weekend tournaments, four of which they will host. The Tigers will also have six midweek contests. The first three tournaments of the season will be played at Tiger Park. First is the Tiger Classic Feb. 7-9 hosting Central Arkansas, Charlotte and Southeastern Louisiana. Next the Purple & Gold Challenge Feb. 14-16, welcoming Northwestern, UT Arlington and Virginia Tech, followed by the LSU Invitational Feb. 21-23 against Nicholls, Penn State and Southern Miss. LSU will travel to the West Coast to play in the Judi Garman Classic in Fullerton, Calif., Feb. 27-March 1. The Tigers will play Cal State Fullerton, Notre Dame, UCLA, Utah and Weber State. LSU's final tournament before SEC play will be the LSU Round Robin in Baton Rouge on March 7-9 against Minnesota and South Alabama.

The Tigers will open its 24 SEC schedule with a three-game series against Kentucky on March 14-16 at Tiger Park. LSU will also host SEC series against South Carolina (March 28-March 30), Alabama (April 4-6) and Florida (April 26-28). The Tigers will travel for series against Georgia (March 21-23), Texas A&M (April 11-13), Texas (April 17-19) and Arkansas (May 1-3). The 2025 SEC Tournament will be May 6-10 in Athens, Ga.

Strength of Schedule

The Tigers have played a Top 10 strength of schedule every year under Coach Torina. LSU had a No. 4 strength of schedule ranking in 2024.

LSU Strength of Schedule Rankings

2024 - No. 4
 2023 - No. 5
 2022 - No. 3
 2021 - No. 2
 2020 - N/A (Covid-19)
 2019 - No. 7
 2018 - No. 10
 2017 - No. 5
 2016 - No. 9
 2015 - No. 3
 2014 - No. 2
 2013 - No. 6
 2012 - No. 7

Tigers on TV

LSU will have 10 televised SEC contests in the 2025 season. Eight will be broadcasted from Tiger Park, five on SEC Network, three on ESPN2 and two on ESPNU.

The entire series against South Carolina (March 28-30) and Florida (April 26-28) will be telvised. Two games in the three-game series versus Alaabama (April 5-6) will air on TV, and one game at Texas A&M (April 12) and at Texas (April 19) will be televised.

NEWS AND NOTES

The Coaching Staff

Head Coach Beth Torina enters her 14th season at the helm of LSU softball and is the program's all-time leader in wins. The next longest tenured coach on staff is former LSU standout player and Assistant Coach Sandra [Simmons] Moton, who is in her seventh season overall, including her stint as a volunteer coach from 2019-23.

Assistant Coach Bryce Neal enters his second season with the program and will take the lead on LSU's hitting game, and Zach Jermain is in his second season as the Director of Player Performance and Analytics.

Former LSU Tigers Ciara Briggs and Taylor Pleasants join the coaching staff this season as graduate assistants, and Raeleen Gutierrez is still around, working on the operations side.

A Living Legend

Coach Torina has a 546-237 record at LSU and is 675-348 overall in her 18 seasons as a head coach. Torina won her 527th game to become the program's all-time leader in wins in the 1-0 shutout at No. 4 Tennessee on April 20, 2024. She surpassed LSU Hall of Fame Coach Yvette Girouard (2001-2011) who has 526 wins in 11 seasons. Coach Torina won game No. 500 at LSU in the 7-6 walk-off victory against then No. 6/8 Oklahoma State (Feb. 17, 2024). Torina is the second LSU Softball Head Coach to reach 500 wins and is one of five coaches in LSU history who have reached 500 career wins. Torina is the only active coach at LSU with 500 wins.

Coach	Record
Skip Bertman (Baseball)	870-330-3
DD Breaux (Gymnastics)	868-467-7
Paul Mainieri (Baseball)	641-285-3
Harry Rabenhorst (2 sports)	569-505-7
Men's Basketball	340-264
Baseball	229-241-7
Beth Torina (Softball)	546-237
Yvette Girouard (Softball)	526-171-1

*** Sports such as golf, cross country and track & field were not listed.**

Four WCWS Trips Under Torina

The LSU softball program has advanced to the Women's College World Series (WCWS) four times under Torina. LSU and UCLA were the only programs that advanced to Oklahoma City during three-consecutive seasons during 2015-2017. LSU last appeared in the WCWS in 2017.

The LSU Pitching Staff

The LSU Tigers 2025 pitching staff currently sits second in the SEC and third in the country with a 0.78 ERA and its .153 opposing batting average ranks No. 3 in the conference. The unit also has six shutouts, which ranks No. 2 and No. 3 in the SEC and NCAA, respectively.

In 63.0 innings pitched, LSU has 73 strikeouts (No. 6 in SEC) and has allowed a league-low nine runs.

The 2025 pitching staff consists of Sydney Berzon, Emilee Casanova, Tatum Clopton, Jadyn Heavener and Ashley Vallejo.

Last season, LSU's staff had a 2.30 ERA behind 374 strikeouts, and held opposing teams to a .216 batting average in 420.0 innings.

The Tigers totaled 15 shutouts in 2024, including the program's first seven-inning SEC no-hitter since 2007, when Kelley Lynch blanked Auburn 2-0 in LSU's annual Teal Game on April 13, 2024.

Tigers at the Plate

LSU has a .377 batting average (No. 2 in SEC) and a .475 on-base percentage that sits at No. 4 in the conference and No. 9 in the nation. LSU also leads the NCAA with eight sacrifice flies to contribute to its 60 RBI. The Tigers have 90 hits on the season and has outscored its opponents 72-9 through the first 10 games.

When it comes to situational hitting, LSU ranks fourth in the SEC with a .381 average with runners in scoring position and .372 with two outs. Four of LSU's six home runs have come with two outs.

Defensive Prowess

LSU has a .976 fielding percentage, ranking No. 5 in the SEC.

The Tigers have been dominant defensively over the last couple seasons, despite a revolving door in 2024 at third base with the loss of Danieca Coffey.

Last season, LSU matched a program record .976 fielding percentage (2010), turned 28 double plays, ranking No. 2 in program history in a single season (31 - 1998), and tied for the third-fewest errors in program history at 42 (2008).

In 2023, the Tigers ranked No. 3 in the SEC and No. 25 in the NCAA with a .975 fielding percentage and tied for a program season-low 41 errors.

HEAVE HO!

Freshman pitcher Jayden Heavener opened her career and the 2025 season by tossing a perfect game in 6.0 innings against Charlotte (Feb. 7) that resulted in an LSU 8-0 victory.

Heavener struck out 13 batters in the game and became the third pitcher under Beth Torina to throw a perfect game, the second to throw a complete game as a freshman, and the first in program history to throw a perfect game in their collegiate debut.

LSU's List of Perfect Games

Heavener's perfect game on opening day was the sixth perfect game in program history and first since 2020. Below is a list of the perfect games thrown at LSU:

1. Jayden Heavener*

Charlotte (6 IP) Feb. 7, 2025

2. Maribeth Gorsuch

Belmont (7 IP) Feb. 22, 2020

3. Sydney Smith*

Tennessee Tech (5 IP) March 4, 2016

4. Rachele Fico

Southeastern La. (5 IP) Feb. 16, 2011

5. Tiffany Garcia

Grambling St. (5 IP) Feb. 16, 2006

6. Britni Sneed/Sarah Meadors*

Tennessee (5 IP) March 18, 2001

* Freshman Season

Heavener on the Season

Heavener is 3-0 with a 1.05 ERA in 20.0 innings pitched. The lefty pitcher ranks No. 9 in the SEC with 30 strikeouts and No. 10 with a .136 opposing batting average.

Heavener is the 2024 Florida Gatorade Player of the Year and helped Pace High School win the 2024 Florida 6A State Championship.

Heavener Earns Second SEC Freshman of the Week Accolade

Heavener repeated as the SEC Freshman of the Week on Feb. 17 after picking up two nationally ranked wins in the circle.

Heavener joins Sydney Berzon (2023), Carley Hoover (2015) and Allie Walljasper (2015) as LSU pitcher to win multiple SEC Freshman of the Week awards and is the second LSU Tiger to earn the award in consecutive weeks (Bianka Bell - 2013).

At the Purple & Gold Challenge, Heavener struck out 12 batters against then No. 21/22 Northwestern, and held then No. 17/18 Virginia Tech scoreless for the first five innings and concluded with five strikeouts. Heavener had a 1.50 ERA in the two complete-game appearances and had a staff-high 17 strikeouts and held batters to a .188 average in 14.0 innings.

Heavener Honored as SEC Freshman of the Week

Heavener was awarded the co-SEC Freshman of the week on Feb. 10 after striking out 13 batters and surrendered no hits or walks. She shared the award with Florida's outfielder Taylor Shumaker.

At the conclusion of opening weekend, Heavener led the SEC and ranked No. 3 in the NCAA with 15.2 strikeouts per seven innings and No. 10 in the SEC with 13 strikeouts.

SEC STANDINGS

TEAM	CONF	CONF %	OVERALL	OVERALL %	STRK
Auburn	0-0	.000	11-0	1.000	W11
South Carolina	0-0	.000	11-0	1.000	W11
Texas	0-0	.000	11-0	1.000	W11
Arkansas	0-0	.000	10-0	1.000	W10
LSU	0-0	.000	10-0	1.000	W10
Oklahoma	0-0	.000	10-0	1.000	W10
Georgia	0-0	.000	9-0	1.000	W9
Florida	0-0	.000	13-1	.929	L1
Mississippi St.	0-0	.000	10-1	.909	W9
Tennessee	0-0	.000	10-1	.909	W10
Texas A&M	0-0	.000	10-1	.909	W2
Ole Miss	0-0	.000	8-3	.727	W3
Kentucky	0-0	.000	6-4	.600	L2
Alabama	0-0	.000	6-5	.545	W1
Missouri	0-0	.000	6-5	.545	L1

RECORD WATCH

Individual Career

BATTING AVERAGE (MIN. 250 AT-BATS)

.417	Kirsten Shortridge	2009-2010
.382	Bailey Landry	2014-2017
.372	Bianka Bell	2013-2016
.368	Ashlee Ducote	1997-2000
.367	Danieca Coffey	2021-Present
.364	Lauren Castle	2004-2006
.363	Leslie Klein	2004-2006
.356	Jodi Otten	1997-1998
.353	Aliyah Andrews	2017-2021
.353	Stephanie Hastings	1998-2001

ON-BASE PERCENTAGE (MIN. 250 AT-BATS)

.487	Bianka Bell	2013-2016
.457	Sahvanna Jaquish	2014-2017
.453	Kirsten Shortridge	2009-2010
.448	Danieca Coffey	2021-Present
.440	Bailey Landry	2014-2017
.436	Rachel Mitchell	2007-2010
.430	Simone Heyward	2011-2014
.430	Camille Harris	2003-2006
.430	Ashlee Ducote	1997-2000
.427	Lauren Castle	2004-2006

SAVES

12	Britni Sneed	1999-2002
10	Carley Hoover	2015-2018
8	Ali Kilponen	2019-2023
8	Rachele Fico	2010-2013
7	Sydney Berzon	2023-Present
7	Allie Walljasper	2015-2018
7	Kristin Schmidt	2002-2004

FIELDING PERCENTAGE

.997	Maci Bergeron (558 chances)	2023-Present
.996	Cait Calland (266 chances)	2020-2022
.9923	Kristen Hobbs (647 chances)	2004-2007
.9920	Sydney Springfield (251 chances)	2017-2018
.9917	Killian Roessner (1,678 chances)	2005-2008
.9911	Jennie Reeves (1,239 chances)	2000-2003
.9908	Leigh Ann Danos (759 chances)	2002-2004
.9897	Raeleen Gutierrez (1,166 chances)	2020-2024
.9885	Kells Kloss (1,046 chances)	2013-2016
.9885	Jennifer Schuelke (1,300 chances)	1998-2001

NEWS AND NOTES

An LSU Lefty?

Heavener is in rare air as she is the first left-handed pitcher with considerable innings pitched for LSU since Julie Stashko (1997-2000). Stashko had a 29-6 career record with a 1.68 ERA in 274.1 innings pitched.

Two other players in program history logged a few innings as a left-handed pitcher, but were utility players who played more in the field rather than pitched.

Two-time All-American outfielder Kirsten Shortridge (2009-2010) made 23 appearances in the circle and was 8-5 with 64 strikeouts in 81.1 innings pitched. Leslie Barron spent one season with LSU in 2002, and mostly played at first base. She threw 2.0 innings in two appearances and never was the pitcher of record.

Berzon is Still Berzon

Sydney Berzon, the two-time All-American pitcher, is 4-0 in the circle with two shutouts, four complete games, a 1.17 ERA, 25 strikeouts (No. 13 in SEC) and a .191 opposing batting average in 24.0 innings of work.

Berzon has a career record standing at 38-17, a 1.79 ERA, 337 strikeouts, nine shutouts and seven saves, while holding opposing batters to a .216 average. Her seven saves is tied at No. 5 all-time in program history.

All-American Hurler

After becoming LSU's second freshman pitcher to be named an All-American in 2023, Sydney Berzon tallied her second NFCA All-American selection in 2024, adding to a legacy of five All-American pitchers under Coach Torina and fourth to earn multiple All-American selections.

Berzon comes off a season where she went 20-9 in the circle with a 1.78 ERA behind 185 strikeouts. She tossed three shutouts and 20 complete games, including a SEC Tournament record 14.0 innings on 208 pitches in a 2-1 victory over Alabama.

Berzon is the first pitcher to reach 20 or more wins in a single-season since 2016 when Carley Hoover posted a 22-8 record.

Torina's All-American Aces

As mentioned earlier, Coach Torina has developed five All-American pitchers during her time in the Bayou.

Rachel Fico	2012, 2013
Allie Walljasper	2015, 2017, 2018
Carley Hoover	2015, 2018
Shelbi Sunseri	2019
Sydney Berzon	2023, 2024

The Clopton Comeback

In two appearances this season, Tatum Clopton is 2-0 with one solo shutout and one combined shutout. She has a 0.00 ERA and .086 opposing batting average, which both sits atop the league. Clopton threw a career-high 10 strikeouts in 7.0 innings against UT Arlington (Feb. 14) and has 14 punchouts on the year in 11.0 frames.

Clopton was sidelined the last two seasons due to injury. She was part of two WCWS teams at Oklahoma State before transferring to LSU after the 2023 season. In her return, Clopton earned a win against Charlotte (Feb. 8), where she combined for a shutout, throwing four strikeouts and gave up only one hit and one walk in her LSU debut.

As a freshman in 2022, Clopton was 1-0 in the circle with two appearances. She had eight strikeouts and joined in on one shutout. She logged five strikeouts and no earned runs on two hits in her lone career start, capturing her first win against Cal Baptist (Feb. 12, 2022).

Clopton is a two-time Kansas Gatorade Player of the Year.

Heading East

Pitcher Ashley Vallejo threw 5.0 innings against Central Arkansas (Feb. 8) where she tallied two strikeouts, and gave up two hits in her first game as an LSU Tiger. She earned the win in a combined shutout.

Vallejo comes to LSU from McNeese State where she helped the Cowgirls to three consecutive regular-season Southland Conference titles (2021-2023) and was named the 2022 Southland Conference Pitcher of the Year. Vallejo has a 45-24 record in the circle with a 2.44 ERA, 306 strikeouts and 16 shutouts. Vallejo was two pitches away from upsetting Washington in the 2023 Super Regionals.

NEWS AND NOTES

Oh Casanova!

Fifth-year senior and LSU graduate pitcher Emilee Casanova contributed to two shutout games during the 2025 opening weekend. Casanova struckout two batters, and gave up two hits in 3.0 innings.

In her career, Casanova is 4-0 in the circle with a 1.60 ERA, 30 strikeouts, three solo shutouts (4 combined) and has pitched 35.0 innings in 13 appearances.

Coffey Returns

Daniela Coffey picked up where she left off last season and is currently on a 20-game hitting streak, the longest hitting streak of her career.

Through the first two weekends, Coffey ranks No. 4 in the SEC with a .536 batting average, No. 6 with a .632 on-base percentage and leads the team with 15 hits and 11 runs scored.

Coffey returns to the hot corner after sustaining a season-ending injury 16 games into the 2024 season. At the time of her injury, Coffey led LSU with a .404 batting average on 19 hits, scored 16 runs and drove in 11 RBI. Coffey had two home runs, two triples and three doubles leading to a .681 slugging percentage.

The redshirt senior currently ranks No. 4 all-time in the LSU record book with a .448 career on-base percentage and No. 5 with a .367 career batting average.

Two Named to USA Softball Top 53 Watch List

Berzon and Coffey were named to the 2025 USA Softball Collegiate Player of the Year Top 53 Watch List. The USA Softball Collegiate Player of the Year Award is recognized as the most distinguished individual honor in NCAA Division I Softball.

Represented on the Top 53 Watch List are 26 universities across seven conferences. The SEC leads the athletic conferences with 23 athletes.

The Top 25 Finalists for the 2025 USA Softball Collegiate Player of the Year award will be announced on April 30. While an athlete does not have to be on the watch list to be considered for the Top 25, the eventual USA Softball Collegiate Player of the Year will come from the Top 25 Finalists. The Top 10 Finalists will be revealed on May 14, and the Top 3 released on May 20. The 2025 USA Softball Collegiate Player of the Year will be announced prior to the 2025 NCAA Women's College World Series May 6-10, in Oklahoma City.

The Cajun Cannon

Catcher Maci Bergeron turned in a big weekend at the Purple & Gold Challenge (Feb. 14-16) as she led the team with eight hits, including two home runs, and had a 1.071 slugging percentage.

This season, Bergeron ranks No. 4 in the conference with a .657 on-base percentage, No. 7 with a .500 batting average and 11 walks and No. 8 with a .917 slugging percentage. Bergeron is on a seven-game hitting streak and 10-game reached base streak. Defensively, she ranks 10th in the league with 61 putouts and has one assist.

Bergeron is currently the program's all-time leader with a .997 fielding percentage on 592 chances.

Tori Rakes

Utility player Tori Edwards leads the team with four multi-hit games, three multi-RBI games and ranks No. 8 in the SEC with 27 total bases, including five doubles (No. 2 in SEC) and a team-high three home runs.

Edwards is batting .419 on the season on 13 hits, has a team-high 14 RBI and has a .871 slugging percentage. Edwards' first career home run was a grand slam against Charlotte (Feb. 8).

Edwards appeared in three games in 2024 and made two starts last season before redshirting due to an injury.

Redoutey Set for Senior Season

Outfielder McKenzie Redoutey is the longest tenured Tiger in the outfield. Last weekend, Redoutey got things rolling with a .500 average on eight hits and had three extra-base hits, including a triple. She also led the team with seven RBI.

Overall this season, Redoutey, who is on a five-game hitting streak, bats .357 with 10 hits and eight RBI, and has nine putouts.

In 2024, she had a perfect fielding percentage behind 49 putouts and five assists and batted .303, marking her second consecutive season with a batting average over .300. Redoutey tallied a career-high 53 hits last season, scored 40 runs, had 18 RBI and drew 25 walks.

La-YES!!

Outfielder Jadyn Laneaux registered a .714 batting average in the Purple & Gold Challenge (Feb. 14-16) going 5-for-7 at the plate with three RBI and three runs scored.

In four starts and eight appearances, Laneaux has a .500 batting average on seven hits, including one triple.

She also has 10 putouts, including a game-saving over-the-shoulder catch in left field in the 3-2 walk-off victory against Southeastern Louisiana (Feb. 9).

Portal Pickups

LSU picked up three solid players in the transfer portal, beginning with infielder Avery Hodge (Oklahoma), outfielder Jalia Lassiter (Ole Miss) and pitcher Ashley Vallejo (McNeese).

Outfield U Addition

Outfielder Jalia Lassiter recorded five hits, had a batting average of .333, scored five runs and drove in two runs at the Purple & Gold Challenge. She now has a .310 average on the season with nine hits, nine runs and four RBI.

Lassiter is a two-time All-Region selection from Ole Miss, where she logged a .302 batting average with 109 hits, including nine triples, scored 72 runs and had 51 RBI in two seasons with the Rebels. She has a .994 career fielding percentage in the outfield with 171 putouts, four assists and one error in 176 chances.

Last season, Lassiter ranked No. 3 in the SEC with a .314 batting average and No. 9 with 61 hits.

Geaux Hodge!

Hodge transferred to LSU after winning two National Championships at Oklahoma. Last season she had 21 hits, 28 runs and nine RBI and totaled six extra-base hits. In the 2024 Women's College World Series, Hodge tallied four hits, including two doubles and scored four runs to help the Sooners win the title.

In her first two weekends as an LSU Tiger, Hodge has a .300 batting average on six hits, has scored seven runs and three RBI. At the Purple & Gold Challenge, Hodge had a .417 batting average on five hits and drew two walks.

Sierra D 23

Infielder Sierra Daniel has made four starts and appeared in six games this season. She is averaging .375 at the plate and has three hits and three RBI.

Daniel made 40 appearances and 32 starts in 2024. She played second base, third base and was a designated hitter a few times as a true freshman.

Daniel posted a .300 batting average behind 27 hits, scored 22 runs, drew 11 walks and was 5-for-5 in stolen bases. She put together eight multi-hit games, including three consecutive multi-hit performances in the SEC series sweep at Kentucky (March 8-10, 2024).

A True Overcomer

In August 2023 during a physical, it was discovered that Daniel had Wolff Parkinson White Syndrome, a heart condition that causes the heart to beat abnormally fast for periods of time.

With the help of our partners at Our Lady of the Lake, Daniel was able to have a procedure to address this issue. She missed roughly one week of practice in the fall of 2023 before being fully cleared to return with no complications.

Kee Kee!

Utility player Maddox McKee has started in all 10 games and has a .292 batting average on seven hits, scored seven runs and has three RBI. She also has eight assists and eight putouts.

McKee made 17 starts at third base and appeared in 32 games last season. She hit .237 at the plate, had 14 hits, including two doubles, 11 runs and seven RBI. In the field she recorded 20 assists, 13 putouts and turned two double plays.

McKee had big at-bats last season where she drove in the game-winning run on a sac fly at No. 10 Florida on April 7, 2024, and brought home a go-ahead run against Texas A&M on March 29, 2024, to secure the series victory.

Walker's Time

Utility player McKaela Walker is hitting .263 on five hits, has scored five runs and four RBI on the season. She has started in all eight games she has appeared in this season.

Walker made three starts as a designated player and appeared in 14 games last season, had two hits with three runs and five walks. Her first hit last season was her first collegiate home run, a three-run shot at Nicholls on March 26, 2024.

NEWS AND NOTES

M&M

Madysen Manning started in all 18 games she appeared in last season, batting .320 with eight hits. Defensively, she had a .946 fielding percentage at third base with 23 assists and 12 putouts. Manning made her first career start in the SEC series at No. 4 Tennessee on April 20, 2024.

True Freshmen

LSU welcomes six true freshmen to the 2025 roster, including Zoe Calvez (Orlando, Fla.), Alix Franklin (St. Amant, La.), Destiny Harris (Norfolk, Va.), Jayden Heavener (Pace, Fla.), Sa'Mya Jones (Pearland, Texas), Jada Phillips (Bradenton, Fla.).

Harris, Heavener, Phillips and Jones were named to a few watch lists as freshmen.

Preseason All-SEC Rankings

The LSU Tigers have picked to finish sixth in the 2025 SEC Softball Preseason Coaches Poll and have three players in Sydney Berzon, Danieca Coffey and Jalia Lassiter listed on the 2025 Preseason All-SEC Team.

Texas is picked to win the SEC in its first season in the league, totaling 186 points and seven first-place votes. Florida, the reigning SEC Tournament Champions, is selected to finish second with 181 points and six first-place votes, and Oklahoma, the four-time defending National Champions, round out the top three spots with 170 points and the final two first-place votes.

Place	Team	Points
1.	Texas (7)	186
2.	Florida (6)	181
3.	Oklahoma (2)	170
4.	Tennessee	158
5.	Texas A&M	153
6.	LSU	115
7.	Arkansas	104
8.	Georgia	103
9.	Missouri	100
10.	Alabama	97
11.	Kentucky	55
12.	Mississippi State	54
13.	Auburn	37
14.	Ole Miss	34
15.	South Carolina	28

A Quick 2024 Recap

After starting the 2024 season 24-0, LSU concluded the year with a 44-17 record, marking its seventh 40-plus win season over a 10-year span. LSU reached the NCAA Tournament for the 18th consecutive season and 25th time in program history.

The Tigers were the No. 9 seed in the NCAA Tournament and faced off against No. 8 seed Stanford in the NCAA Super Regional round. It was LSU's first Super Regional appearance since 2021 and 10th Supers appearance all-time.

Softball Signed Six for the 2026 Season

Head coach Beth Torina announced in the fall the signing of six players during 2024 Signing Day.

The Tigers signed utility player Gradie Appling (Juliette, Ga.), pitcher Cali Deal (Quitman, La.), outfielder Rylie Johnson (Spotsylvania, Va.), utility pitcher Ashlin Mowery (Lancaster, Ohio), infielder Ci'Ella Pickett (Mentone, Calif.) and pitcher Lauryn Soeken (Katy, Texas).

Tigers With Degrees

LSU has three graduates on the 2025 roster. Emilee Casanova and Danieca Coffey are LSU graduates, while transfer Ashley Vallejo graduated from McNeese.

Tigers in the AUSL

The Athletes Unlimited Softball League had its inaugural draft in late January where Aliyah Andrews, Ciara Briggs, Carley Hoover and Savannah Jaquish were selected. Andrews, Briggs and Hoover were selected by the Blaze, while Jaquish was picked by the Talons by head coach and former LSU assistant coach Howard Dobson (2012-2024).

LAST TIME A TIGER....

Scored three runs in a game:	Raeleen Gutierrez, at No. 15/16 Missouri, 03/22/24
Scored four runs in a game:	Aliyah Andrews & Morgan Smith, North Dakota 02/17/21
Had four hits in a game:	Raeleen Gutierrez, No. 13/15 Arkansas 04/27/24
Had five hits in a game:	Sahvanna Jaquish, at South Carolina, 04/19/14
Had five RBIs in a game:	Kelley Lynch, at No. 8 Stanford, 05/24/24
Had six RBIs in a game:	Taylor Pleasants, at Texas A&M, 04/09/22
Had seven RBIs in a game:	Amanda Doyle, North Dakota, 02/17/21
Had nine RBIs in a game:	Bianka Bell, at Louisiana Tech, 03/15/16
Had two doubles in a game:	Maci Bergeron, Raeleen Gutierrez, at No. 10 Florida, 04/07/24
Had three doubles in a game:	Taylor Pleasants, at Texas A&M, 04/09/22
Had two triples in a game:	Constance Quinn, vs. Bethune-Cookman, 02/23/17
Had two home runs in a game:	Tori Edwards, Central Arkansas, 02/08/25
Had three home runs in a game:	Bianka Bell, Kellsie Kloss, at Louisiana Tech, 03/15/16
Hit a grand slam:	Tori Edwards, Charlotte, 02/08/25
Lead off game with home run:	Ali Newland, ULM, 04/02/24
Lead off inning with home run:	Taylor Pleasants, Liberty, 05/04/24
Hit an inside-the-park home run:	Raeleen Gutierrez, at Southeastern Louisiana, 03/16/21
Hit a walk-off home run to win regulation game:	Taylor Pleasants, Utah, 02/17/23
Hit a walk-off home run to win an extra inning game:	Karli Petty, Southeastern Louisiana, 04/10/24
Had eight total bases in a game:	Raeleen Gutierrez, at No. 15/16 Missouri, 03/22/24
Had nine total bases in a game:	Tori Edwards, Central Arkansas, 02/08/25
Had 10 total bases in a game:	Taylor Pleasants, Liberty, 02/21/21
Had 13 total bases in a game:	Bianka Bell, at Louisiana Tech, 03/15/16
Had 14 total bases in a game:	Kellsie Kloss, at Louisiana Tech, 03/15/16
Drew three walks in a game:	Danieca Coffey, No. 17/18 Virginia Tech, 02/15/25
Drew four walks in a game:	Sahvanna Jaquish, Missouri, 04/29/17
Drew five walks in a game:	Taylor Pleasants, Sam Houston St., 02/22/20
Drew two intentional walks in a game:	Amanda Doyle, Auburn, 03/11/18
Drew three intentional walks in a game:	Shelbi Suneri, USC Upstate, 03/01/19
Hit by pitch twice in a game:	Maddox McKee, Southeastern La., 02/09/25
Hit by pitch three times in a game:	Taylor Pleasants, vs. UL-Lafayette, 05/22/21
Had two sacrifice hits in a game:	Madyson Manning, No. 13/15 Arkansas, 04/26/24
Had three sacrifice hits in a game:	Tara Asbill, at Alabama [Gm 1], 05/05/00
Had two sacrifice flies in a game:	Morgan Cummins, Sam Houston St., 02/22/20
Had two stolen bases in a game:	Avery Hodge, No. 17/18 Virginia Tech, 02/16/25
Had three stolen bases in a game:	Ciara Briggs, Illinois State, 03/08/20
Had four stolen bases in a game:	Aliyah Andrews, Oregon State, 02/17/18
Seven-inning complete-game shutout:	Tatum Clopton, UT Arlington, 02/14/25
Extra-inning complete-game shutout:	Shelbi Suneri, Ole Miss [8 IP], 04/01/21
Tossed a seven-inning (or more) perfect game:	Maribeth Gorsuch, Belmont [7 IP], 02/22/20
Tossed a perfect game:	Jayden Heavener, Charlotte [6 IP], 02/07/25
Tossed a no-hitter:	Jayden Heavener, Charlotte [6 IP], 02/07/25
Tossed a combined no-hitter:	Kilponen, Edwards, Abrams, Florida A&M, 02/09/20
Seven-inning no-hitter:	Kelley Lynch, Auburn, 04/13/24
Seven-inning complete-game one-hitter:	Ali Kilponen, Stephen F. Austin, 02/27/22
Recorded 13 strikeouts in a game:	Jayden Heavener, Charlotte [6 IP], 02/07/25
Recorded 14 strikeouts in a game:	Ali Kilponen, Central Arkansas, 02/23/21
Recorded 15 strikeouts in a game:	Ali Kilponen, Campbell, 03/07/20
Recorded 16 strikeouts in a game:	Maribeth Gorsuch, Belmont, 02/22/20
Recorded 17 strikeouts in a game:	Brittany Mack, at No. 10 Missouri [Gm 1], 05/27/11
Recorded 18 strikeouts in a game:	Rachele Fico, vs. Syracuse, 05/20/11
Recorded 19 strikeouts in a game:	Britni Sneed, vs. Oklahoma, 05/26/01
Recorded 22 strikeouts in a game:	Rachele Fico, at Mississippi State, 03/08/13
Pitched 10+ innings:	Sydney Berzon, Boise State, 02/22/24
Pitched 11+ innings:	Ashley Czechner, vs. Harvard, 02/28/14
Pitched 13+ innings:	Sydney Berzon, vs. #20 Alabama [14 IP], 05/08/24
Pitched 19+ innings:	Allie Walljasper, Ole Miss, 04/06/18
Had 18 putouts:	Morgan Russell, vs. Syracuse, 05/20/11
Had 19 putouts:	Jennifer Schuelke, vs. Oklahoma, 05/26/01
Had 24 putouts:	Raeleen Gutierrez, vs. #20 Alabama, 05/08/24
Had 26 putouts:	Amanda Doyle, Ole Miss, 04/11/18
Had six assists:	Taylor Pleasants, No. 3 Texas 03/12/24
Had seven assists:	Taylor Pleasants, No. 19/25 UL Lafayette, 04/16/24
Had eight assists:	Taylor Tidwell, vs. UL-Lafayette, 05/23/21
Had nine assists:	Taylor Pleasants, vs. #20 Alabama, 05/08/24
Had 10 assists:	Becca Schulte, Ole Miss, 04/06/18

Inning-by-Inning

SCORE BY INNINGS	1	2	3	4	5	6	7	8	9	10 +	TOTALS
LSU	11	18	10	19	7	6	1	0	0	0	72
Opponents	1	0	1	1	1	3	2	0	0	0	9

HONORS & AWARDS

Sydney Berzon

- USA Softball Top 50 Watch List
- Preseason All-SEC Selection
- D1Softball Preseason All-American First Team
- SA Preseason All-American First Team

Danieca Coffey

- USA Softball Top 50 Watch List
- Preseason All-SEC Selection

Jayden Heavener

- SEC Freshman of the Week (Feb. 10)
- SEC Freshman of the Week (Feb. 17)

Jalia Lassiter

- Preseason All-SEC Selection

Beth Torina

- NFCA 2024 Humanitarian Award

Multi Hit Games, Multi RBI Games, Streaks

Multiple-Hit Games

(Career # in parentheses)

	2	3	4	5+	Total
Coffey	3 (45)	1 (13)	-	-	4 (58)
Edwards	2 (2)	2 (2)	-	-	4 (4)
Redoutey	1 (25)	1 (5)	-	-	2 (30)
Bergeron	1 (7)	1 (3)	-	-	2 (10)
Hodge*	2 (2)	-	-	-	2 (2)
Daniel	1 (8)	- (1)	-	-	1 (9)
McKee	- (1)	1 (2)	-	-	1 (3)
Walker	1 (1)	-	-	-	1 (1)
Laneaux	-	1 (1)	-	-	1 (1)
Lassiter	1 (1)	-	-	-	1 (1)
Manning	- (1)	-	-	-	- (1)
Peterson	- (1)	-	-	-	- (1)

Multiple-RBI Games

(Career # in parentheses)

	2	3	4	5+	Total
Edwards	1 (1)	-	2 (2)	-	3 (3)
Redoutey	- (16)	2 (6)	- (1)	-	2 (23)
Coffey	1 (11)	1 (5)	- (2)	-	2 (18)
Bergeron	2 (6)	- (1)	-	-	2 (7)
Walker	1 (2)	- (1)	-	-	1 (3)
McKee	1 (2)	-	-	-	1 (2)
Daniel	1 (1)	-	-	-	1 (1)
Hodge*	1 (1)	-	-	-	1 (1)
Laneaux	1 (1)	-	-	-	1 (1)
Savoy	- (1)	-	-	-	- (1)

* = During LSU Career Only

Longest Hitting Streak

	Current	2025	Career
Coffey	20	10	20 (2024-25)
Bergeron	7	7	7 (2025)
Redoutey	5	5	8 (2024)
Laneaux	3	3	3 (2025)
Edwards	3	3	3 (2025)
McKee	1	2	3 (2024)
Hodge*	1	2	2 (2025)
Peterson	1	1	3 (2022)
Lassiter*	-	5	5 (2025)
Walker	-	3	3 (2025)
Bedell	-	2	2 (2025)
Daniel	-	1	4 (2024)
Manning	-	-	3 (2024)
Giglio	-	-	1 (2023, 2024)
Savoy	-	-	1 (2024)
Townsend	-	-	1 (2023)

Longest Reached Based Streak

	Current	2025	Career
Coffey	20	10	32 (2022-23)
Bergeron	11	10	11 (2024-25)
Redoutey	7	7	8 (2023-24, 2024)
McKee	6	6	6 (2025)
Edwards	5	5	5 (2024)
Laneaux	3	3	3 (2025)
Hodge*	1	4	4 (2025)
Peterson	1	1	5 (2022)
Lassiter*	-	9	9 (2025)
Daniel	-	3	7 (2024)
Walker	-	3	7 (2023)
Bedell	-	2	2 (2025)
Manning	-	-	5 (2024)
Giglio	-	-	1 (2023, 2024)
Savoy	-	-	1 (2023, 2024)
Townsend	-	-	1 (2023)

* = During LSU Career Only

2025 NCAA Individual

Statistic	Player	National Rank	Conference Rank	Value	National Leader	Value	Conference Leader	Value
Assists (125 ranked)					Ariel Fifita, Utah St.	37	Brooke Ellestad, Alabama	26
Assists Per Game (150 ranked)					Ariel Fifita, Utah St.	3.70	Brooke Ellestad, Alabama	2.60
Batting Average (150 ranked)	Danieca Coffey Maci Bergeron	43 74	4 7	0.536 0.500	Kylie Wilson, Texas Southern	0.769	Ella Parker, Oklahoma	0.647
Caught Stealing By (93 ranked)	Tatum Clopton Jada Phillips	93 93	3 3	2 2	Thais Uyema, Bethune-Cookman	10	Marlie Giles, Alabama	4
Complete Games (185 ranked)	Sydney Berzon Jayden Heavener Tatum Clopton	2 19 185	2 4 17	4 3 1	Keagan Rothrock, Florida	5	Keagan Rothrock, Florida	5
Doubles (135 ranked)	Tori Edwards McKenzie Redoutey	11 135	2 22	5 3	5 players tied	7	Ella Parker, Oklahoma	7
Doubles Per Game (118 ranked)	Tori Edwards	33	2	0.50	5 players tied	1.00	Ella Parker, Oklahoma	0.70
Earned Run Average (149 ranked)	Tatum Clopton Jayden Heavener Sydney Berzon	1 75 87	1 15 19	0.00 1.05 1.17	19 players tied	0.00	4 players tied	0.00
Games Started (232 ranked)	Sydney Berzon Jayden Heavener	82 232	7 17	4 3	Halyne Gonzalez, Bethune-Cookman	8	Catelyn Riley, Alabama Keagan Rothrock, Florida	7 7
Hit Batters (0 ranked)								
Hit By Pitch (288 ranked)	Maddox McKee Sierra Daniel Tori Edwards Jalia Lassiter McKaela Walker	85 288 288 288 288	13 29 29 29 29	2 1 1 1 1	Riley Chumbley, Western Mich.	8	Abby Dayton, Oklahoma Kinsey Fiedler, Tennessee	5 5
Hit by Pitch per Game (115 ranked)					Keira Inman, Maine Alexis Youngren, Penn	1.00 1.00	Abby Dayton, Oklahoma	0.50
Hits (124 ranked)	Danieca Coffey Tori Edwards	47 124	12 21	15 13	Sophia Knight, Boise St.	24	Ella Parker, Oklahoma	22
Hits Allowed Per Seven Innings (150 ranked)	Tatum Clopton Jayden Heavener Sydney Berzon	5 25 139	1 8 24	1.91 3.15 5.25	Jackie Pengel, Syracuse	0.78	Tatum Clopton, LSU	1.91
Home Runs (135 ranked)	Maci Bergeron Tori Edwards	53 53	10 10	3 3	Ava Kuszak, Nebraska Taylor Shumaker, Florida	8 8	Taylor Shumaker, Florida	8
Home Runs Per Game (148 ranked)	Maci Bergeron Tori Edwards	99 99	12 12	0.30 0.30	Ava Kuszak, Nebraska	0.80	Bri Ellis, Arkansas	0.70
Innings Pitched (245 ranked)	Sydney Berzon Jayden Heavener	137 245	14 19	24.0 20.0	Halyne Gonzalez, Bethune-Cookman	49.0	SJ Geurin, Auburn	38.2
On Base Percentage (149 ranked)	Maci Bergeron Danieca Coffey	25 34	4 6	0.657 0.632	Maia Hartley, Penn Alexis Youngren, Penn	0.800 0.800	Quincee Lilio, South Carolina	0.727
Pitching Appearances (250 ranked)					Halyne Gonzalez, Bethune-Cookman	11	SJ Geurin, Auburn Catelyn Riley, Alabama	9 9
RBIs (128 ranked)	Tori Edwards	32	11	14	Bri Ellis, Arkansas Taylor Shumaker, Florida	24 24	Bri Ellis, Arkansas Taylor Shumaker, Florida	24 24
Runs (43 ranked)					Taylor Shumaker, Florida	22	Taylor Shumaker, Florida	22
Runs Batted In Per Game (139 ranked)	Tori Edwards	52	9	1.40	Karly Cain, Delaware St. Chandler Martin, Delaware St.	2.50 2.50	Bri Ellis, Arkansas	2.40
Runs per Game (124 ranked)	Danieca Coffey Maci Bergeron Tori Edwards	111 124 124	17 21 21	1.10 1.00 1.00	Kayla Lester, Delaware St. Chandler Martin, Delaware St.	2.50 2.50	Ella Parker, Oklahoma	1.60
Sacrifice Bunts per game (133 ranked)					Erin Mendoza, UC Santa Barbara	0.70	Allie Blum, Kentucky McKenzie Bump, Kentucky	0.30 0.30
Sacrifice Flies (81 ranked)	McKenzie Redoutey Danieca Coffey Tori Edwards Avery Hodge Jadyn Laneaux Maddox McKee	9 81 81 81 81 81	3 12 12 12 12 12	2 1 1 1 1 1	Julia Knowler, Clemson	4	Brooke Blankenship, South Carolina Jocelyn Erickson, Florida	3 3
Saves (17 ranked)					Eden Bigham, Virginia	3	Cam Harrison, Arkansas Citlaly Gutierrez, Texas SJ Geurin, Auburn	2 2 2

2025 NCAA Individual

Statistic	Player	National Rank	Conference Rank	Value	National Leader	Value	Conference Leader	Value
Shutouts (28 ranked)	Sydney Berzon Tatum Clopton Jayden Heavener	7 28 28	2 7 7	2 1 1	Bailee Bustos, CSU Bakersfield Keagan Rothrock, Florida	4 4	Keagan Rothrock, Florida	4
Slugging Percentage (296 ranked)	Maci Bergeron Tori Edwards	54 77	8 11	0.917 0.871	Miranda Stoddard, Arizona	1.722	Bri Ellis, Arkansas	1.583
Stolen Base Percentage (142 ranked)					104 players tied	1.000	5 players tied	1.000
Stolen Bases (188 ranked)					Kai Luschar, Oregon	19	Audrey Vandagriff, Alabama	15
Stolen Bases Per Game (97 ranked)					Shandi Brown, N.C. A&T	1.75	Audrey Vandagriff, Alabama	1.36
Strikeout-to-Walk Ratio (150 ranked)	Sydney Berzon Jayden Heavener	60 103	12 20	6.25 4.29	9 players tied	0.00	Isabella Smith, Oklahoma	17.00
Strikeouts (142 ranked)	Jayden Heavener Sydney Berzon	31 61	9 13	30 25	NiJaree Canady, Texas Tech	61	Miali Guachino, Ole Miss	58
Strikeouts Per Seven Innings (150 ranked)	Jayden Heavener Tatum Clopton Sydney Berzon	16 41 113	6 12 21	10.5 8.9 7.3	Taylor Tinsley, UCLA	14.6	Karlyn Pickens, Tennessee	12.4
Total Bases (126 ranked)	Tori Edwards Maci Bergeron	44 101	8 19	27 22	Taylor Shumaker, Florida	48	Taylor Shumaker, Florida	48
Toughest to Strike Out (0 ranked)								
Triples (7 ranked)					Ahmiya Noriega, San Jose St.	4	Aliyah Binford, Ole Miss Kinsey Fiedler, Tennessee	3 3
Triples Per Game (112 ranked)	Jadyn Laneaux	112	11	0.13	4 players tied	0.50	Aliyah Binford, Ole Miss	0.30
Victories (56 ranked)	Sydney Berzon Jayden Heavener	14 56	5 13	4 3	4 players tied	6	Raelin Chaffin, Mississippi St. SJ Geurin, Auburn Keagan Rothrock, Florida	6 6 6
WHIP (150 ranked)	Jayden Heavener Tatum Clopton Sydney Berzon	52 56 81	14 16 20	0.80 0.82 0.92	Isabella Smith, Oklahoma	0.38	Isabella Smith, Oklahoma	0.38
Walks Allowed Per Seven Innings (150 ranked)	Sydney Berzon	75	10	1.17	9 players tied	0.00	Isabella Smith, Oklahoma	0.45
Walks Per Game (144 ranked)	Maci Bergeron Danieca Coffey	21 59	4 13	1.10 0.90	Madison Bauerle, Penn	2.00	Quincee Lilio, South Carolina	1.36

2025 NCAA Team Rankings

Statistic	National Rank	Conference Rank	Value	National Leader	Value	Conference Leader	Value
Batting Average (287 ranked)	14	2	0.377	Delaware St.	0.519	Georgia	0.378
Double Plays (197 ranked)	87	9	3	A&M-Corpus Christi	12	South Carolina	10
Double Plays per Game (249 ranked)	118	8	0.30	A&M-Corpus Christi	1.20	South Carolina	0.91
Doubles (282 ranked)	43	9	16	Arkansas New Mexico St.	27 27	Arkansas	27
Doubles per Game (284 ranked)	57	9	1.60	Siena	3.40	Arkansas	2.70
Earned Run Average (287 ranked)	3	2	0.78	Syracuse	0.36	Tennessee	0.75
Fielding Percentage (287 ranked)	39	5	0.976	Omaha	0.993	Arkansas	0.992
Hit Batters (282 ranked)	26	1	2	25 teams tied	1	LSU	2
Hit By Pitch (254 ranked)	94	11	6	Oklahoma	17	Oklahoma	17
Hits (287 ranked)	33	9	90	New Mexico St.	127	Florida	124
Hits Allowed Per Seven Innings (287 ranked)	284	12	3.78	Kansas City	16.91	Missouri	8.67
Home Runs (230 ranked)	83	14	6	Nebraska	24	Florida	22
Home Runs per game (256 ranked)	101	14	0.60	Nebraska	2.40	Oklahoma	1.90
On Base Percentage (287 ranked)	9	4	0.475	Delaware St.	0.574	South Carolina	0.499
RBIs Per Game (287 ranked)	43	11	6.00	Delaware St.	10.50	Arkansas	8.60
Runs Batted In (286 ranked)	34	11	60	Florida	105	Florida	105
Scoring (287 ranked)	34	9	7.20	Delaware St.	12.50	Arkansas	9.40
Shutouts (82 ranked)	3	2	6	Virginia Tech	8	Florida	7
Slugging Percentage (287 ranked)	33	10	0.536	Stanford	0.813	Arkansas	0.713
Stolen Bases per Game (282 ranked)	148	15	0.90	Oregon	5.18	Alabama	2.91
Strikeout-to-Walk Ratio (287 ranked)	16	5	3.84	UCLA	10.38	Oklahoma	9.75
Team Strikeouts Per Seven Innings (287 ranked)	12	6	8.11	Tennessee	9.80	Tennessee	9.80
Total Runs (287 ranked)	31	11	72	Florida	114	Florida	114
Total Sacrifice Bunts (220 ranked)	186	13	2	Wofford	17	Kentucky	11
Total Sacrifice Flies (175 ranked)	1	1	8	6 teams tied	8	Arkansas Florida LSU	8 8 8
Total Stolen Bases (270 ranked)	116	15	9	Oregon	57	Florida	34
Triple Plays (1 ranked)				Alcorn Campbell Houston	1 1 1		
Triples (145 ranked)	75	12	2	Louisville North Ala.	9 9	Texas	7
Triples per Game (215 ranked)	117	13	0.20	North Ala.	1.00	Texas	0.64
WHIP (287 ranked)	6	4	0.84	Oklahoma	0.65	Oklahoma	0.65
WL Percentage (266 ranked)	1	1	1.000	13 teams tied	1.000	7 teams tied	1.000
Walks (287 ranked)	16	9	46	Houston	75	South Carolina	72

2025 OVERALL STATS

Record: 10-0 Home: 10-0 Away: 0-0 SEC: 0-0

Player	avg	gp-gs	ab	r	h	2b	3b	hr	rbi	tb	slg%	bb	hp	so	gdp	ob%	sf	sh	sb-att	po	a	e	fld%
1 Sydney Peterson	1.000	1-0	1	0	1	0	0	0	1	1	1.000	0	0	0	0	1.000	0	0	0-0	0	0	0	.000
13 Danieca Coffey	.536	10-10	28	11	15	1	0	0	9	16	.571	9	0	2	0	.632	1	0	3-4	11	12	2	.920
12 Maci Bergeron	.500	10-10	24	10	12	1	0	3	7	22	.917	11	0	2	0	.657	0	0	0-0	61	1	0	1.000
15 Jadyn Laneaux	.500	8-4	14	4	7	1	1	0	3	10	.714	2	0	1	0	.529	1	0	0-0	10	0	0	1.000
42 Tori Edwards	.419	10-10	31	10	13	5	0	3	14	27	.871	2	1	5	0	.457	1	0	0-0	51	1	1	.981
23 Sierra Daniel	.375	6-4	8	2	3	1	0	0	3	4	.500	1	1	1	0	.455	1	0	1-1	4	7	1	.917
4 McKenzie Redoutey	.357	10-10	28	2	10	3	1	0	8	15	.536	3	0	1	0	.394	2	0	1-1	9	0	0	1.000
16 Savanna Bedell	.333	4-2	6	2	2	0	0	0	1	2	.333	0	0	0	0	.333	0	0	0-0	0	0	0	.000
7 Jalia Lassiter	.310	10-10	29	9	9	2	0	0	4	11	.379	5	1	3	0	.429	0	1	2-2	8	0	0	1.000
82 Avery Hodge	.300	10-10	20	7	6	0	0	0	3	6	.300	7	0	3	0	.464	1	0	3-3	9	11	2	.909
2 Maddox McKee	.292	10-10	24	7	7	1	0	0	3	8	.333	4	2	4	0	.419	1	1	3-3	8	8	0	1.000
27 McKaela Walker	.263	8-8	19	5	5	1	0	0	4	6	.316	2	1	2	0	.364	0	0	0-0	3	0	0	1.000
28 Jada Phillips	.000	2-2	4	0	0	0	0	0	0	0	.000	0	0	1	0	.000	0	0	0-0	14	2	0	1.000
22 Madyson Manning	.000	2-0	2	0	0	0	0	0	0	0	.000	0	0	0	0	.000	0	0	0-0	0	0	0	.000
20 Alix Franklin	.000	1-0	1	0	0	0	0	0	0	0	.000	0	0	0	0	.000	0	0	0-0	0	0	0	.000
77 Sa'Mya Jones	.000	5-0	0	0	0	0	0	0	0	0	.000	0	0	0	0	.000	0	0	1-1	0	0	0	.000
3 Maia Townsend	.000	3-0	0	2	0	0	0	0	0	0	.000	0	0	0	0	.000	0	0	0-0	1	0	0	1.000
9 Madilyn Giglio	.000	1-0	0	0	0	0	0	0	0	0	.000	0	0	0	0	.000	0	0	0-0	0	0	0	.000
32 Zoe Calvez	.000	3-0	0	1	0	0	0	0	0	0	.000	0	0	0	0	.000	0	0	0-1	0	0	0	.000
Totals	.377	10	239	72	90	16	2	6	60	128	.536	46	6	25	0	.475	8	2	14-16	189	51	6	.976
Opponents	.153	10	222	9	34	5	0	2	9	45	.203	19	2	73	0	.225	1	1	2-4	163	56	12	.948

LOB - Team (66), Opp (47). DPs turned - Team (3), Opp (3).

(All games Sorted by Earned run avg)

Player	era	w-l	app	gs	cg	sho	sv	lp	h	r	er	bb	so	2b	3b	hr	b/avg	wp	hp	bk	sfa	sha
18 Tatum Clopton	0.00	2-0	2	2	1	1/1	0	11.0	3	0	0	6	14	0	0	0	.086	0	0	0	0	0
5 Ashley Vallejo	0.00	1-0	1	1	0	0/1	0	5.0	2	0	0	0	2	1	0	0	.118	0	0	0	0	0
10 Emilee Casanova	0.00	0-0	2	0	0	0/2	0	3.0	2	0	0	2	2	0	0	0	.200	1	0	0	0	1
0 Jayden Heavener	1.05	3-0	3	3	3	1/0	0	20.0	9	3	3	7	30	1	0	0	.136	1	1	0	1	0
29 Sydney Berzon	1.17	4-0	4	4	4	2/0	0	24.0	18	6	4	4	25	3	0	2	.191	2	1	0	0	0
Totals	0.78	10-0	10	10	8	6/2	0	63.0	34	9	7	19	73	5	0	2	.153	4	2	0	1	1
Opponents	7.73	0-10	10	10	3	0/0	0	54.1	90	72	60	46	25	16	2	6	.377	7	6	0	8	2

PB - Team (0), Opp (2). SBA/ATT - Phillips (1-3), Clopton (1-3), Bergeron (1-1), Berzon (1-1).

2024 SEC OVERALL STATS

Record: 12-12 Home: 6-6 Away: 6-6 SEC: 12-12

Player	avg	gp-gs	ab	r	h	2b	3b	hr	rbi	tb	slg%	bb	hp	so	gdp	ob%	sf	sh	sb-att	po	a	e	fld%
88 Ciara Briggs	.329	24-24	85	12	28	4	1	0	6	34	.400	4	0	12	0	.360	0	5	4-5	38	0	2	.950
44 Ali Newland	.304	24-24	79	13	24	3	0	3	13	36	.456	11	0	2	1	.385	1	0	2-2	34	2	0	1.000
12 Maci Bergeron	.303	24-23	66	1	20	5	0	0	6	25	.379	6	0	17	1	.361	0	0	0-0	137	10	1	.993
23 Sierra Daniel	.303	15-13	33	5	10	0	0	0	1	10	.303	2	0	4	0	.343	0	1	1-1	6	9	6	.714
4 McKenzie Redoutey	.286	24-24	70	11	20	3	0	2	5	29	.414	8	0	7	1	.354	1	1	0-0	21	1	0	1.000
22 Madyson Manning	.286	5-5	7	0	2	0	0	0	0	2	.286	0	0	2	0	.286	0	2	0-0	5	7	2	.857
55 Raeleen Gutierrez	.269	24-24	67	7	18	7	0	2	14	31	.463	13	0	6	0	.388	0	0	0-0	150	6	2	.987
37 Kelley Lynch	.204	22-22	54	1	11	3	0	0	7	14	.259	11	0	6	3	.333	1	2	0-0	1	9	0	1.000
2 Maddox McKee	.188	13-11	32	5	6	0	0	0	4	6	.188	2	0	3	0	.222	2	0	1-1	8	13	3	.875
14 Karli Petty	.161	23-21	56	4	9	1	0	1	6	13	.232	10	2	6	0	.304	1	0	0-0	35	41	5	.938
17 Taylor Pleasants	.139	24-24	72	7	10	1	0	2	3	17	.236	12	4	6	1	.295	0	0	0-0	45	46	4	.958
20 Hannah Carson	.000	5-3	8	0	0	0	0	0	0	0	.000	0	1	2	0	.111	0	0	0-0	15	0	0	1.000
27 McKaela Walker	.000	6-0	5	0	0	0	0	0	0	0	.000	0	0	4	0	.000	0	0	0-0	0	0	0	.000
15 Jadyn Laneaux	.000	2-0	1	0	0	0	0	0	0	0	.000	0	0	0	0	.000	0	0	0-0	0	0	0	.000
16 Savanna Bedell	.000	9-0	1	3	0	0	0	0	0	0	.000	0	0	0	0	.000	0	0	0-0	0	0	0	.000
9 Madilyn Giglio	.000	18-0	0	3	0	0	0	0	0	0	.000	0	0	0	0	.000	0	0	2-4	0	0	0	.000
3 Maia Townsend	.000	13-0	0	4	0	0	0	0	0	0	.000	0	0	0	0	.000	0	0	1-1	0	0	0	.000
34 Raelin Chaffin	.000	8-6	0	0	0	0	0	0	0	0	.000	0	0	0	0	.000	0	0	0-0	0	2	0	1.000
29 Sydney Berzon	.000	19-11	0	0	0	0	0	0	0	0	.000	0	0	0	0	.000	0	0	0-0	2	20	2	.917
Totals	.248	24	636	76	158	27	1	10	65	217	.341	79	7	77	7	.335	6	11	11-14	497	166	27	.961
Opponents	.226	24	629	74	142	27	2	6	67	191	.304	73	24	153	8	.327	4	12	16-20	496	177	25	.964

LOB - Team (167), Opp (171). DPs turned - Team (14), Opp (10). IBB - Team (0), Opp (1).

(SEC games only Sorted by Earned run avg)

Player	era	w-l	app	gs	cg	sho	sv	ip	h	r	er	bb	so	2b	3b	hr	b/avg	wp	hp	bk	sfa	sha
29 Sydney Berzon	1.57	8-7	19	10	9	1/0	0	93.2	83	39	21	29	86	16	1	2	.228	7	10	0	0	9
37 Kelley Lynch	2.59	3-2	10	8	3	3/0	0	48.2	34	20	18	32	49	7	0	4	.194	1	8	0	3	1
34 Raelin Chaffin	3.60	1-3	8	6	0	0/0	0	23.1	25	15	12	12	18	4	1	0	.278	1	6	0	1	2
Totals	2.15	12-12	24	24	12	4/0	0	165.2	142	74	51	73	153	27	2	6	.226	9	24	0	4	12
Opponents	2.58	12-12	24	24	7	2/2	6	165.1	158	76	61	79	77	27	1	10	.248	13	7	0	6	11

PB - Team (4), Bergeron 3, Carson 1, Opp (5). SBA/ATT - Bergeron (16-20), Berzon (12-12), Chaffin (2-4), Lynch (2-4).

2025 RESULTS

DATE	OPPONENT	RESULT	INN	LSU R-H-E	OPP. R-H-E	RECORD [SEC]	PITCHER OF RECORD	ATT	TIME
Feb. 7, 2025	Charlotte!	W, 8-0	6	8-10-0	0-0-0	1-0 [0-0]	Heavener [1-0]	995	1:52
Feb. 7, 2025	Central Arkansas!	W, 10-0	5	10-11-0	0-2-0	2-0 [0-0]	Berzon [1-0]	995	1:17
Feb. 8, 2025	Charlotte!	W, 10-0	5	10-8-0	0-1-1	3-0 [0-0]	Clopton [1-0]	1324	1:21
Feb. 8, 2025	Central Arkansas!	W, 6-0	7	6-7-1	0-4-0	4-0 [0-0]	Vallejo [1-0]	1324	1:16
Feb. 9, 2025	Southeastern La.!	W, 3-2	7	3-3-1	2-6-2	5-0 [0-0]	Berzon [2-0]	1376	2:08
Feb. 14, 2025	UT Arlington\$	W, 6-0	7	6-6-1	0-2-2	6-0 [0-0]	Clopton [2-0]	832	1:54
Feb. 14, 2025	#21/22 Northwestern\$	W, 7-1	7	7-12-0	1-4-2	7-0 [0-0]	Heavener [2-0]	832	2:13
Feb. 15, 2025	#21/22 Northwestern\$	W, 8-0	5	8-12-0	0-2-1	8-0 [0-0]	Berzon [3-0]	1088	1:27
Feb. 15, 2025	#17/18 Virginia Tech\$	W, 7-2	7	7-11-0	2-5-1	9-0 [0-0]	Heavener [3-0]	1088	2:16
Feb. 16, 2025	#17/18 Virginia Tech\$	W, 7-4	7	7-10-3	4-8-3	10-0 [10-0]	Berzon [4-0]	880	2:25

Rankings reflect NFCA and USA Softball Top 25 on day of competition; Home games are bolded and played at Tiger Park; ! -Tiger Classic; \$ - Purple & Gold Challenge; % - LSU Invitational; ^ - Judi Garman Classic; # - LSU Round Robin; [SEC] - SEC Contest; * - SEC Tournament; ~ - NCAA Tournament;

2025 HR TRACKER

NO.	PLAYER	OPPONENT (DATE)	PITCHER	ON-BASE	INNING	OUTS	COUNT	SCORE	FINAL
1	Maci Bergeron [1]	Central Arkansas (Feb. 7)	Engemann	1	4	2	2-0	8-0	W, 10-0
2	Tori Edwards [1]	Charlotte (Feb. 8)	Bowling	3	4	2	0-0	5-0	W, 10-0
3	Tori Edwards [2]	Central Arkansas (Feb. 8)	Petty	2	1	1	1-1	0-0	W, 6-0
4	Tori Edwards [3]	Central Arkansas (Feb. 8)	Petty	0	5	2	0-0	4-0	W, 6-0
5	Maci Bergeron [2]	No. 17/18 Virginia Tech (Feb. 15)	Mazzarone	1	2	2	2-2	3-0	W, 7-2
6	Maci Bergeron [3]	No. 17/18 Virginia Tech (Feb. 16)	Lemly	0	6	1	1-0	6-2	W, 7-4

Bold represents game tying or go-ahead home run
***Back-to-Back Home Runs**
& Leadoff Home Run

2025 TEAM GAME-BY-GAME BATTING

Date	Opponent	ab	r	h	rbi	2b	3b	hr	tb	bb	ibb	sb	cs	hbp	sac	sf	gdp	k	po	a	e	lob	avg
Feb 07	CHARLOTTE	25	8	10	8	3	0	0	13	9	0	1	0	1	0	2	0	1	18	1	0	12	.400
Feb 07	CENTRAL ARK	21	10	11	8	2	0	1	16	2	0	0	1	1	0	0	0	2	15	6	0	2	.457
Feb 08	CHARLOTTE	20	10	8	9	2	0	1	13	4	0	0	0	0	0	1	0	1	15	6	0	3	.439
Feb 08	CENTRAL ARK	25	6	7	6	0	1	2	15	4	0	0	0	0	0	0	0	3	21	3	1	5	.396
Feb 09	SOUTHEASTERN LA	19	3	3	3	0	0	0	3	7	0	3	0	2	1	2	0	1	21	9	1	8	.355
Feb 14	UT ARLINGTON	24	6	6	5	2	0	0	8	3	0	1	0	0	0	0	0	2	21	6	1	3	.336
Feb 14	NORTHWESTERN	28	7	12	5	2	0	0	14	5	0	0	0	0	1	0	0	4	21	2	0	9	.352
Feb 15	NORTHWESTERN	22	8	12	6	2	0	0	14	2	0	0	0	0	0	1	0	2	15	6	0	5	.375
Feb 15	VIRGINIA TECH	27	7	11	5	1	1	1	17	8	0	1	1	2	0	0	0	2	21	3	0	12	.379
Feb 16	VIRGINIA TECH	28	7	10	5	2	0	1	15	2	0	3	0	0	0	2	0	7	21	9	3	7	.377
Totals		239	72	90	60	16	2	6	128	46	0	9	2	6	2	8	0	25	189	51	6	66	.377

2025 TEAM GAME-BY-GAME PITCHING

Date	Opponent	ip	h	r	er	bb	so	2b	3b	hr	wp	bk	hbp	dp	ibb	score	w-l	sv	era
Feb 07	CHARLOTTE	6.0	0	0	0	0	13	0	0	0	0	0	0	0	0	8-0	1-0	0	0.00
Feb 07	CENTRAL ARK	5.0	2	0	0	0	5	0	0	0	0	0	0	0	0	10-0	2-0	0	0.00
Feb 08	CHARLOTTE	5.0	1	0	0	2	4	0	0	0	0	0	0	0	0	10-0	3-0	0	0.00
Feb 08	CENTRAL ARK	7.0	4	0	0	1	4	1	0	0	1	0	0	0	0	6-0	4-0	0	0.00
Feb 09	SOUTHEASTERN LA	7.0	6	2	1	1	4	1	0	0	0	0	1	0	0	3-2	5-0	0	0.23
Feb 14	UT ARLINGTON	7.0	2	0	0	5	10	0	0	0	0	0	0	1	0	6-0	6-0	0	0.19
Feb 14	NORTHWESTERN	7.0	4	1	1	5	12	0	0	0	1	0	1	1	0	7-1	7-0	0	0.32
Feb 15	NORTHWESTERN	5.0	2	0	0	2	7	0	0	0	1	0	0	0	0	8-0	8-0	0	0.29
Feb 15	VIRGINIA TECH	7.0	5	2	2	2	5	1	0	0	0	0	0	1	0	7-2	9-0	0	0.50
Feb 16	VIRGINIA TECH	7.0	8	4	3	1	9	2	0	2	1	0	0	0	0	7-4	10-0	0	0.78
Totals		63.0	34	9	7	19	73	5	0	2	4	0	2	3	0	72-9	10-0	0	0.78

2025 STARTING LINEUPS

DATE	OPPONENT	1	2	3	4	5	6	7	8	9	# (RECORD)
FEB. 7	CHARLOTTE	COFFEY	LASSITER	REDOUTEY	EDWARDS	BERGERON	MCKEE	WALKER	HODGE	LANEAUX	1-0
FEB. 7	CENTRAL ARKANSAS	COFFEY	LASSITER	REDOUTEY	EDWARDS	BERGERON	MCKEE	WALKER	HODGE	DANIEL	2-0
FEB. 8	CHARLOTTE	COFFEY	LASSITER	BERGERON	EDWARDS	REDOUTEY	MCKEE	WALKER	PHILLIPS	HODGE	3-0
FEB. 8	CENTRAL ARKANSAS	COFFEY	LASSITER	BERGERON	EDWARDS	REDOUTEY	MCKEE	WALKER	HODGE	DANIEL	4-0
FEB. 9	SOUTHEASTERN LA.	COFFEY	LASSITER	BERGERON	EDWARDS	REDOUTEY	MCKEE	WALKER	LANEAUX	HODGE	5-0
FEB. 14	UT ARLINGTON	COFFEY	LASSITER	BERGERON	EDWARDS	REDOUTEY	MCKEE	WALKER	PHILLIPS	HODGE	6-0
FEB. 14	#21/22 NORTHWESTERN	COFFEY	LASSITER	BERGERON	EDWARDS	REDOUTEY	MCKEE	WALKER	BEDELL	HODGE	7-0
FEB. 15	#21/22 NORTHWESTERN	COFFEY	LASSITER	BERGERON	EDWARDS	REDOUTEY	MCKEE	WALKER	BEDELL	HODGE	8-0
FEB. 15	#17/18 VIRGINIA TECH	COFFEY	LASSITER	BERGERON	EDWARDS	REDOUTEY	MCKEE	HODGE	LANEAUX	DANIEL	9-0
FEB. 16	#17/18 VIRGINIA TECH	COFFEY	LASSITER	BERGERON	EDWARDS	REDOUTEY	MCKEE	LANEAUX	HODGE	DANIEL	10-0

2025 STARTERS BY POSITION

DATE	OPPONENT	C	1B	2B	3B	SS	LF	CF	RF	DP	SP
FEB. 7	CHARLOTTE	BERGERON	EDWARDS	MCKEE	COFFEY	HODGE	LANEAUX	LASSITER	REDOUTEY	WALKER	HEAVENER
FEB. 7	CENTRAL ARKANSAS	BERGERON	EDWARDS	DANIEL	COFFEY	HODGE	WALKER	LASSITER	REDOUTEY	MCKEE	BERZON
FEB. 8	CHARLOTTE	PHILLIPS	EDWARDS	MCKEE	COFFEY	HODGE	WALKER	LASSITER	REDOUTEY	BERGERON	CLOPTON
FEB. 8	CENTRAL ARKANSAS	BERGERON	EDWARDS	DANIEL	COFFEY	HODGE	MCKEE	LASSITER	REDOUTEY	WALKER	VALLEJO
FEB. 9	SOUTHEASTERN LA.	BERGERON	EDWARDS	MCKEE	COFFEY	HODGE	LANEAUX	LASSITER	REDOUTEY	WALKER	BERZON
FEB. 14	UT ARLINGTON	PHILLIPS	EDWARDS	MCKEE	COFFEY	HODGE	WALKER	LASSITER	REDOUTEY	BERGERON	CLOPTON
FEB. 14	#21/22 NORTHWESTERN	BERGERON	EDWARDS	MCKEE	COFFEY	HODGE	WALKER	LASSITER	REDOUTEY	BEDELL	HEAVENER
FEB. 15	#21/22 NORTHWESTERN	BERGERON	EDWARDS	MCKEE	COFFEY	HODGE	WALKER	LASSITER	REDOUTEY	BEDELL	BERZON
FEB. 15	#17/18 VIRGINIA TECH	BERGERON	EDWARDS	DANIEL	COFFEY	HODGE	LANEAUX	LASSITER	REDOUTEY	MCKEE	HEAVENER
FEB. 16	#17/18 VIRGINIA TECH	BERGERON	EDWARDS	DANIEL	COFFEY	HODGE	LANEAUX	LASSITER	REDOUTEY	MCKEE	BERZON

TIGER FINDINGS: PLAYER FACTS

NO. 00 JAYDEN HEAVENER

Aspires to have a job in radiology...majoring in sports administration...on her bucket list includes bungee jumping and swimming with sharks...is an avid sneaker head...would have selected Kobe Bryant as a mentor...favorite sport outside of softball is volleyball...would like to learn how to tumble...her favorite fictional character is Elsa from Frozen.

NO. 1 SYDNEY PETERSON

Aspires to be a Dermatologist...majoring in biology...uses the same hair ties for the entire series...a couple items on her bucket list are learning to play the piano, speaking French fluently and surfing in Hawaii...her favorite animal is an elephant...her favorite sport outside of softball is baseball...if she could pick a mentor it would be Sydney McLaughlin who she finds inspiring to women...knows how to do the worm...if she could be any fictional character she would be Harry Potter's Hermine Granger.

NO. 2 MADDOX MCKEE

A sports administration major...if she does well in a game, she must have her hair done the same way for the next game and eat the same things...some items on her bucket list include skydiving, riding in a hot air balloon and seeing the Northern Lights...if she could pick anyone to be her mentor, it would be Carlos Correa...fun fact, she has an extra vertebrae in her back...favorite sport outside of softball is volleyball...loves pandas and sea turtles...if she could be a fictional character she would be Moana.

NO. 3 MAIA TOWNSEND

Wants a career as a Sports Lawyer...majoring in mass communications with a concentration in political communications...wants to go to Australia and travel to all 50 states...would like Simone Biles as a mentor and loves her transparency about mental health...can do a backhand spring...favorite sport outside of softball is college football...if she could learn any skill, it would be to play the piano...if she could be a fictional character it would be Tiana from Princess and the Frog.

NO. 4 MCKENZIE REDOUTEY

Would love to live in Hawaii...when asked about superstitions she said, "No, I just ball"...knows how to juggle...favorite sports outside of softball is golf and gymnastics...her favorite type of animals are cats and monkeys...wants to learn how to fly a plane...if she could be a fictional character she would be Wonder Woman.

NO. 5 ASHLEY VALLEJO

Desires to work in medical sales...studying analytics...on her bucket list is riding elephants and see the pyramids in Egypt...would like Mark Cuban to be her mentor...loves to play hayday...favorite animal is a Koala Bear...favorite sport outside of softball is volleyball...would like to learn how to fly a plane...if she could be a fictional character, it would be Kim Possible (shoutout to the 90s).

NO. 6 ABIGAIL SAVOY

Wants to be a surgeon but not sure which specialty yet...majoring in biological engineering pre-med...items on her bucket list include traveling to all the continents, visiting a tulip field and going on a mission trips...would love to have Mother Teresa as a mentor...shot her first gator this fall and likes to go frogging over the summer...outside of softball, her favorite sport to play is volleyball and favorite sport to watch is football...if she could be any fictional character, it would be Jasmine from Aladdin.

NO. 7 JALIA LASSITER

Interested in becoming an ESPN broadcaster, be in real estate and/or work in forensics...majoring in sociology with a minor in broadcasting...wants to go to Jamaica and visit New York during Christmas...would have liked to have Pete Rose as a mentor...loves to hunt and enjoys being outdoors...favorite sports out of softball is basketball, track and volleyball...black panthers are her favorite type of animals...if she could be any fictional character it would be Spiderman.

NO. 9 MADILYN GIGLIO

Wants to be a Physician Assistant...majoring in kinesiology...wants to scuba dive, skydive and surf one day...was a competitive dancer for nine years...would love to have Kobe Bryant as a mentor...hates doing dishes...favorite sport outside of softball is gymnastics...would also like to be Princess Jasmine from Aladdin.

NO. 10 EMILEE CASANOVA

Aspires to be a Dentist...graduated with a bachelor's in biological science and is pursuing a certification in Analytics...would love to live in Hawaii...an item on her bucket list is to go to the Super Bowl, go to Italy and see New York at Christmas...would like to have Tommy Casanova as a mentor; he's a Heisman winner and legendary football player from LSU, everyone always asks her if they are related and he went on to become a doctor...was a dancer for 14 years and played four sports in high school...favorite sport outside of softball is basketball...favorite type of animal is a giraffe...wants to learn how to juggle.

NO. 12 MACI BERGERON

Majoring in finance and wants to be a CFO of a company...she is left handed, but plays sports right handed...wants to visit Bora Bora, Italy and Maldives...also wants to go to a MLB World Series with her dad...would love for Nick Saban to be her mentor...her favorite sport outside of softball is volleyball...if she could learn any skill, it would be how to fly a plane and surfing.

NO. 13 DANIECA COFFEY

Received her bachelor's degree in social work and is now taking courses in interdisciplinary studies...wants to be a medical social worker at a hospital...traveling to learn other cultures is something on her bucket list...would like to be mentored by Beyonce...favorite sport outside of softball is basketball and gymnastics...grew up on a farm, but her favorite type of animal is an octopus...if she could be a fictional character it would be Catwoman.

NO. 15 JADYN LANEUX

Wants to be a Sports Nutritionist...majoring in kinesiology...superstition pet peeve is when people split poles...being a runway model and going to the Amazon Rainforest are on her bucket list...would love Kobe Bryant to be her mentor...took two years of American sign language in high school...outside of softball, her favorite sport to play is volleyball and likes to watch is gymnastics...if she could learn a skill, it would be to become fluent in spanish...as a fictional character, she would like to be Black Widow from Marvel.

NO. 16 SAVANNA BEDELL

Would like to coach college softball...majoring in leadership and communication skills...would like Jackie Robinson to be her mentor...wants to travel the world and have a beautiful family...outside of softball, she likes volleyball...favorite animals are pandas...wants to learn different languages...if she could be a fictional character it would be Superwoman.

NO. 18 TATUM CLOPTON

Wants to be a Lawyer and eventually a Judge...majoring in philosophy pre-law...is not superstitious, believes everything is already planned by God...items on her bucket list include running a marathon, visit all 50 states and visit every National Park...If she could pick anyone to be her mentor, it would be Queen Esther from the Bible and ask her advice on trust and faithfulness while honoring God's plan and timing...wears No. 18 because it was her mom's high school number that is retired. Her mom was a pitcher at Kansas...favorite sport outside of softball is hockey...favorite type of animal is an elephant...would like to learn how to weld and how to fix cars from nothing...if she could be a fictional character it would be Elizabeth Bennet from Pride and Prejudice.

TIGER FINDINGS: PLAYER FACTS

NO. 20 ALIX FRANKLIN

Desires to be a clinical psychologist...majoring in psychology...wants to go on mission trips and travel to Bora Bora...if she could, she would have The Apostle Paul be her mentor...she already has a baking business...favorite sports outside of softball is basketball...if she could be a fictional character it would be The Flash.

NO. 22 MADYSON MANNING

Majoring in sports administration with a minor in business...wants to work in sports...has skydiving and traveling the world on her bucket list...wants to visit Bora Bora...loves to color...favorite sport outside of softball is basketball and would have liked for Kobe Bryant to be her mentor...if she could learn a skill it would be hunting...if she could be a fictional character, it would be Katniss Everdeen from the movie Hunger Games.

NO. 23 SIERRA DANIEL

Wants to be an event coordinator for a professional team...majoring in sports administration...would like to be mentored by Kobe Bryant...favorite sport outside of softball is basketball...if she could be a fictional character it would be Miley Stewart.

NO. 27 MCKAELA WALKER

Wants to become a sports agent...majoring in sports administration...one item on her bucket list is to buy her mom a car...feels like she needs to chew gum when hitting...would love to be mentored by Aliyah Andrews...very good at math...favorite sport outside of softball is flag football...if she could be a fictional character it would be Batman.

NO. 28 JADA PHILLIPS

Aspires to be a physical therapist...majoring in kinesiology...would like to live abroad...would like Michael Jordan to be her mentor...she can sing...favorite sport outside of softball is basketball...wants to learn how to do a backflip...favorite fictional character is Wonder Woman.

NO. 29 SYDNEY BERZON

Wants to be a college pitching coach...majoring in geography and anthropology...is a true student of the game of softball, including a high interest in analytics...wants to live anywhere with complete seasonal changes...a list of places she wants to visit include Egypt, Switzerland, Japan, South Africa and travel around East Asia...a very artistic person as she is a skilled painter (clearly), drawer and enjoys pottery...went to boarding school for high school...loves watching gymnastics...favorite type of animal is a polar bear...would love to learn how to play the piano...if she could be a fictional character, it would be Iron Man (Tony Stark)

NO. 32 ZOE CALVEZ

Aspires to be a softball head coach...majoring in business...wants to go to Paris and wants to learn a different language...Kobe Bryant would be a mentor she would desire...She is actually French...favorite sport outside of softball is basketball...if she could be a fictional character, it would be Tweetie Bird.

NO. 33 DESTINY HARRIS

Aspires to be an ultrasound technician...majoring in sports administration with a minor in business...wants to travel outside of the country...would select Kobe Bryant as a mentor...loves building legos...likes women's volleyball outside of softball...would love to learn how to play a whole bunch of instruments...if she could be any fictional character, it would be SpongeBob.

NO. 42 TORI EDWARDS

Desires to be a Sports Analyst on ESPN...majoring in mass communications with a concentration in journalism and broadcasting...not superstitious, but she does look at a picture of herself playing softball before every game...if she could have any mentor, it would be Kobe Bryant...played AAU basketball until her junior year of high school...she is a certified scuba diver...loves dolphins and Tigers...wants to learn how to tumble...if she could be a fictional character, it would be Tip from Home.

NO. 77 SA'MYA JONES

Majoring in kinesiology...wants to travel the world...would like Kobe Bryant as a mentor...likes to read...favorite sport outside of softball is synchronized swimming...favorite type of animal is the black jaguar...if she could be a fictional character it would be Raven from Teen Titans Go.

NO. 82 AVERY HODGE

Wants to have a job in social media marketing or something in sales...majoring in communications...wants to travel to Greece and see the Northern Lights...her mentor is her dad...favorite sport outside of softball is volleyball...hates putting sheets on her bed and folding the fitted sheet...if she could learn a skill it would be playing the harmonica...if she could be a fictional character it would be Katniss Everdeen.

TEAM TAKEAWAYS

This team are huge fans of Kobe Bryant...not mentioned, but possibly more than Italy, this team wants to go to Hawaii...also, this team is pretty big on superheroes.



JAYDEN HEAVENER

00

Pitcher / Utility • 5-6 • Freshman • L/L • HS • Pace, Fla. (Pace HS)

SINGLE-GAME SEASON HIGHS	
Hits	N/A
Doubles	N/A
Triples	N/A
Home Runs	N/A
Total Bases	N/A
RBIs	N/A
Runs Scored	N/A
Walks	N/A
Hit By Pitch	N/A
Sacrifice Flies	N/A
Sac Hits	N/A
At Bats	N/A
Stolen Bases	N/A
Innings Pitched	7.0, #17/18 Virginia Tech (02/15/25) #21/22 Northwestern (02/14/25)
Strikeouts	13, Charlotte (02/07/25)
Batters Faced	30, #21/22 Northwestern (02/14/25)
Putouts	N/A
Assists	1, #21/22 Northwestern (02/14/25) Charlotte (02/07/25)
Runners CS	N/A
SINGLE-GAME CAREER HIGHS	
Hits	N/A
Doubles	N/A
Triples	N/A
Home Runs	N/A
Total Bases	N/A
RBIs	N/A
Runs Scored	N/A
Walks	N/A
Hit By Pitch	N/A
Sacrifice Flies	N/A
Sac Hits	N/A
At Bats	N/A
Stolen Bases	N/A
Innings Pitched	7.0, #17/18 Virginia Tech (02/15/25) #21/22 Northwestern (02/14/25)
Strikeouts	13, Charlotte (02/07/25)
Batters Faced	30, #21/22 Northwestern (02/14/25)
Putouts	N/A
Assists	1, #21/22 Northwestern (02/14/25) Charlotte (02/07/25)
Runners CS	N/A

Complete bio

Freshman Season (2025)

- Threw a perfect game in her collegiate debut vs. Charlotte and had 13 strikeouts.
- Two-time SEC Freshman of the Week (Feb. 11,17).
- First true left-handed pitcher in program history since 1997-2000.
- Led Pace High School to a 2024 Florida 6A State Championship Title.

2025 SEASON GAME-BY-GAME

Date	Opponent	Pos	AB	R	H	RBI	2B	3B	HR	BB	SB	CS	HBP	SAC	SF	GDP	K	PO	A	E	Avg
Feb 07	CHARLOTTE	*p	0	0	0	0	0	0	0	0	0	0	0	0	0	0	0	0	1	0	.000
Feb 14	NORTHWESTERN	*p	0	0	0	0	0	0	0	0	0	0	0	0	0	0	0	0	1	0	.000
Totals		2gs	0	0	0	0	0	0	0	0	0	0	0	0	0	0	0	0	2	0	.000

On base pct. .000 • Slugging pct. .000

#0 Jayden Heavener - 3 appearances (All games)

Date	Opponent	GS	IP	H	R	ER	BB	SO	2B	3B	HR	WP	BK	HBP	IBB	Score	W-L	Sv	ERA	NP
Feb 07	CHARLOTTE	*	6.0	0	0	0	0	13	0	0	0	0	0	0	0	8-0	1-0	0	0.00	85
Feb 14	NORTHWESTERN	*	7.0	4	1	1	5	12	0	0	0	1	0	1	0	7-1	2-0	0	0.54	136
Feb 15	VIRGINIA TECH	*	7.0	5	2	2	2	5	1	0	0	0	0	0	0	7-2	3-0	0	1.05	109
Totals		3	20.0	9	3	3	7	30	1	0	0	1	0	1	0	22-3	3-0	0	1.05	-

HEAVENER'S CAREER STATS

Year	avg	gp-gs	ab	r	h	2b	3b	hr	rbi	tb	slg%	bb	hbp	so	gdp	ob%	sf	sh	sb-att	po	a	e	fld%
2025	.000	0-0	0	0	0	0	0	0	0	0	.000	0	0	0	0	.000	0	0	0-0	0	2	0	1.000
TOTAL	.000	0-0	0	0	0	0	0	0	0	0	.000	0	0	0	0	.000	0	0	0-0	0	2	0	1.000

Year	era	w-l	app	gs	cg	sho	sv	ip	h	r	er	bb	so	2b	3b	hr	bf	bavg	wp	hbp	bk	sfa	sha
2025	1.05	3-0	3	3	3	1/0	0	20.0	9	3	3	7	30	1	0	0	75	.136	1	1	0	1	0
TOTAL	1.05	3-0	3	3	3	1/0	0	20.0	9	3	3	7	30	1	0	0	75	.136	1	1	0	1	0



SYDNEY PETERSON

1

Infield • 5-5 • Redshirt Junior • R/R • 1L • Stockton, Calif. (Franklin HS)

SINGLE-GAME SEASON HIGHS		
Hits	1, Charlotte (02/08/25)	
Doubles	N/A	
Triples	N/A	
Home Runs	N/A	
Total Bases	1, Charlotte (02/08/25)	
RBIs	1, Charlotte (02/08/25)	
Runs Scored	N/A	
Walks	N/A	
Hit By Pitch	N/A	
Sacrifice Flies	N/A	
Sac Hits	N/A	
At Bats	1, Charlotte (02/08/25)	
Stolen Bases	N/A	
Putouts	N/A	
Assists	N/A	

SINGLE-GAME CAREER HIGHS		
Hits	2 at #14 Georgia (04/22/22)	
Doubles	1, Four Times	
Triples	N/A	
Home Runs	1 at #14 Georgia (04/22/22)	
Total Bases	6 at #14 Georgia (04/22/22)	
RBIs	1, Five Times	
Runs Scored	2, Louisiana Tech (03/06/22) Drake (02/25/22)	
Walks	3 at #14 Georgia (04/22/22)	
Hit By Pitch	2, South Alabama (02/12/22)	
Sacrifice Flies	N/A	
Sac Hits	1, Four Times	
At Bats	4 at #14 Georgia (04/22/22)	
Stolen Bases	1, Three Times	
Putouts	5, Three Times	
Assists	6, #8 Kentucky (04/02/22)	

Complete bio

Redshirt Junior Season (2025)

- Appeared in three games in 2024 after missing 2023 season due to a shoulder injury.
- Played in 54 of 57 games in 2022, including 50 starts at the second base position.
- Enters 2025 with 16 hits, four doubles, a home run, four RBI and 19 walks in her career.
- Has a .958 fielding percentage with 92 putouts and 91 assists.

2025 SEASON GAME-BY-GAME

Date	Opponent	Pos	AB	R	H	RBI	2B	3B	HR	BB	SB	CS	HBP	SAC	SF	GDP	K	PO	A	E	Avg
Feb 08	CHARLOTTE	ph	1	0	1	1	0	0	0	0	0	0	0	0	0	0	0	0	0	0	1.000
Totals		Ogs	1	0	1	1	0	0	0	0	0	0	0	0	0	0	0	0	0	0	1.000

On base pct. 1.000 • Slugging pct. 1.000

PETERSON'S CAREER STATS

Year	avg	gp-gs	ab	r	h	2b	3b	hr	rbi	tb	slg%	bb	hbp	so	gdp	ob%	sf	sh	sb-att	po	a	e	fld%
2022	.213	54-50	75	15	16	4	0	1	3	23	.307	17	8	14	1	.410	0	4	3-4	92	91	8	.958
2024	.000	3-0	1	1	0	0	0	1	0	.000	2	0	0	0	0	.667	0	0	0-0	0	0	0	.000
2025	1.000	1-0	1	0	1	0	0	0	1	1	1.000	0	0	0	0	1.000	0	0	0-0	0	0	0	.000
TOTAL	.221	58-50	77	16	17	4	0	1	5	24	.312	19	8	14	1	.423	0	4	3-4	92	91	8	.958



MADDOX MCKEE

2

Utility • 5-4 • Sophomore • L/R • 1L • Montgomery, Texas (Lake Creek HS)

SINGLE-GAME SEASON HIGHS	
Hits	3, Central Arkansas (02/07/25)
Doubles	1, #21/22 Northwestern (02/14/25)
Triples	N/A
Home Runs	N/A
Total Bases	3, Central Arkansas (02/07/25)
RBI's	2, Charlotte (02/07/25)
Runs Scored	2, #17/18 Virginia Tech (02/16/25)
	Central Arkansas (02/07/25)
Walks	1, Four Times
Hit By Pitch	2, Southeastern La. (-2/09/25)
Sacrifice Flies	1, Charlotte (02/07/25)
Sac Hits	1, #21/22 Northwestern (02/14/25)
At Bats	3, Six Times
Stolen Bases	1, Three Times
Putouts	3, Southeastern La. (02/09/25)
Assists	5, Southeastern La. (02/09/25)

SINGLE-GAME CAREER HIGHS	
Hits	3, Central Arkansas (02/07/25)
	at Nicholls (03/26/24)
Doubles	1, Three Times
Triples	N/A
Home Runs	N/A
Total Bases	4, at Nicholls (03/26/24)
RBI's	2, Charlotte (02/07/25)
	at Nicholls (03/26/24)
Runs Scored	2, Five Times
Walks	2, #11/12 Texas A&M (03/30/24)
Hit By Pitch	2, Southeastern La. (-2/09/25)
Sacrifice Flies	1, Three Times
Sac Hits	1, #21/22 Northwestern (02/14/25)
At Bats	4, at #10 Florida (04/08/24)
Stolen Bases	1, Four Times
Putouts	3, Southeastern La. (02/09/25)
	at #21/23 Kentucky (03/08/24)
Assists	5, Southeastern La. (02/09/25)

Complete bio

Sophomore Season (2025)

- Batted .364 and had four hits and three RBI during 2025 season-opening weekend.
- Currently on a six-game reached base streak.
- Made 17 starts and appeared in 32 games with a .237 batting average with 14 hits, 11 runs and 7 RBI in 2024.
- Is a two-time Texas State Champion (2022-2023).

2025 SEASON GAME-BY-GAME

Date	Opponent	Pos	AB	R	H	RBI	2B	3B	HR	BB	SB	CS	HBP	SAC	SF	GDP	K	PO	A	E	Avg
Feb 07	CHARLOTTE	*2b	3	1	1	2	0	0	0	0	0	0	0	0	0	0	0	1	0	0	.333
Feb 07	CENTRAL ARK	*dh	3	2	3	0	0	0	0	0	0	0	0	0	0	0	0	0	0	0	.667
Feb 08	CHARLOTTE	*2b	1	1	0	0	0	0	0	1	0	0	0	0	0	0	0	1	1	0	.571
Feb 08	CENTRAL ARK	*of/dh	3	0	0	1	0	0	0	0	0	0	0	0	0	0	0	1	0	0	.400
Feb 09	SOUTHEASTERN LA	*2b	1	0	0	0	0	0	0	0	1	0	2	0	0	0	0	3	5	0	.364
Feb 14	UT ARLINGTON	*2b	2	0	0	0	0	0	0	1	0	0	0	0	0	0	1	0	1	0	.308
Feb 14	NORTHWESTERN	*2b	2	1	1	0	1	0	0	1	1	0	0	1	0	0	0	1	0	0	.333
Feb 15	NORTHWESTERN	*2b	3	0	1	0	0	0	0	0	0	0	0	0	0	0	1	1	1	0	.333
Feb 15	VIRGINIA TECH	*dh	3	0	0	0	0	0	0	1	0	0	0	0	0	0	1	0	0	0	.286
Feb 16	VIRGINIA TECH	*dh	3	2	1	0	0	0	0	0	1	0	0	0	0	0	1	0	0	0	.292
Totals		10gs	24	7	7	3	1	0	0	4	3	0	2	1	1	0	4	8	8	0	.292

On base pct. .419 • Slugging pct. .333

MCKEE'S CAREER STATS

Year	avg	gp-gs	ab	r	h	2b	3b	hr	rbi	tb	slg%	bb	hbp	so	gdp	ob%	sf	sh	sb-att	po	a	e	fld%
2024	.237	32-17	59	11	14	2	0	0	7	16	.271	5	1	7	0	.299	2	0	1-2	13	20	5	.868
2025	.292	10-10	24	7	7	1	0	0	3	8	.333	4	2	4	0	.419	1	1	3-3	8	8	0	1.000
TOTAL	.253	42-27	83	18	21	3	0	0	10	24	.289	9	3	11	0	.337	3	1	4-5	21	28	5	.907



MAIA TOWNSEND

3

Outfield • 5-9 • Junior • L/R • 2L • Morris, Ala. (Mortimer Jordan HS)

SINGLE-GAME SEASON HIGHS	
Hits	N/A
Doubles	N/A
Triples	N/A
Home Runs	N/A
Total Bases	N/A
RBIs	N/A
Runs Scored	1, UT Arlington (02/14/25) Charlotte (02/08/25)
Walks	N/A
Hit By Pitch	N/A
Sacrifice Flies	N/A
Sac Hits	N/A
At Bats	N/A
Stolen Bases	N/A
Putouts	1, Charlotte (02/08/25)
Assists	N/A

SINGLE-GAME CAREER HIGHS	
Hits	1, A&M-Corpus Christi (02/24/23)
Doubles	N/A
Triples	N/A
Home Runs	N/A
Total Bases	1, A&M-Corpus Christi (02/24/23)
RBIs	1, NC State (03/31/23)
Runs Scored	1, 19 Times
Walks	1, NC State (03/31/23)
Hit By Pitch	N/A
Sacrifice Flies	N/A
Sac Hits	N/A
At Bats	2, A&M-Corpus Christi (02/25/23) A&M-Corpus Christi (02/24/23)
Stolen Bases	1, Five Times
Putouts	1, Charlotte (02/08/25) A&M-Corpus Christi (02/25/23)
Assists	N/A

[Complete bio](#)

Junior Season (2025)

- Appeared in 28 games in 2024 where she scored 10 runs and was 2-for-3 in stolen bases.
- Scored first career run against New Mexico as a pinch runner in 2023.
- Daughter of Marla Townsend who was a college softball coach at UAB for 18 seasons from 1998-2017.

2024 SEASON GAME-BY-GAME

Date	Opponent	Pos	AB	R	H	RBI	2B	3B	HR	BB	SB	CS	HBP	SAC	SF	GDP	K	PO	A	E	Avg
Feb 08	CHARLOTTE	pr/of	0	1	0	0	0	0	0	0	0	0	0	0	0	0	0	1	0	0	.000
Feb 14	UT ARLINGTON	of	0	0	0	0	0	0	0	0	0	0	0	0	0	0	0	0	0	0	.000
Feb 14	NORTHWESTERN	pr/of	0	0	0	0	0	0	0	0	0	0	0	0	0	0	0	0	0	0	.000
Totals		0gs	0	2	0	0	0	0	0	0	0	0	0	0	0	0	0	1	0	0	.000

On base pct. .000 • Slugging pct. .000

TOWNSEND'S CAREER STATS

Year	avg	gp-gs	ab	r	h	2b	3b	hr	rbi	tb	slg%	bb	hbp	so	gdp	ob%	sf	sh	sb-att	po	a	e	fld%
2023	.200	25-0	5	7	1	0	0	0	1	1	.200	1	0	2	0	.333	0	0	3-3	1	0	0	1.000
2024	.000	28-0	1	10	0	0	0	0	0	0	.000	0	0	1	0	.000	0	0	2-3	0	0	0	.000
2025	.000	3-0	0	2	0	0	0	0	0	0	.000	0	0	0	0	.000	0	0	0-0	1	0	0	1.000
TOTAL	.167	56-0	6	19	1	0	0	0	1	1	.167	1	0	3	0	.286	0	0	5-6	2	0	0	1.000



4

Outfield · 5-6 · Senior · L/L · 3L · Franklin, N.C. (Franklin HS)

SINGLE-GAME SEASON HIGHS

Hits	3, #21/22 Northwestern (02/14/25)
Doubles	1, Three Times
Triples	1, #17/18 Virginia Tech (02/15/25)
Home Runs	N/A
Total Bases	4, #17/18 Virginia Tech (02/15/25) #21/22 Northwestern (02/14/25)
RBIs	3, #21/22 Northwestern (02/15/25) #21/22 Northwestern (02/14/25)
Runs Scored	1, #17/18 Virginia Tech (02/15/25) Central Arkansas (02/07/25)
Walks	1, Three Times
Hit By Pitch	N/A
Sacrifice Flies	1, #21/22 Northwestern (02/15/25) Southeastern La. (02/09/25)
Sac Hits	N/A
At Bats	4, Three Times
Stolen Bases	1, Southeastern La. (02/09/25)
Putouts	3, #17/18 Virginia Tech (02/15/25) #21/22 Northwestern (02/14/25)
Assists	N/A

SINGLE-GAME CAREER HIGHS

Hits	3, Five Times
Doubles	2, Houston (02/24/24)
Triples	1, Five Times
Home Runs	2, at Louisiana Tech (02/21/23)
Total Bases	8, at Louisiana Tech (02/21/23)
RBI's	4, at #16 Alabama (04/29/23)
Runs Scored	3, vs. San Jose St. (03/04/23) Stephen F. Austin (02/25/22)
Walks	2, 10 Times
Hit By Pitch	1, 11 Times
Sacrifice Flies	1, Six Times
Sac Hits	1, Five Times
At Bats	6, vs. #20 Alabama (05/08/24)
Stolen Bases	1, Five Times
Putouts	6 vs. Oklahoma St. (02/18/22)
Assists	2, Mississippi St. (04/22/23)

Complete bio

Senior Season (2025)

- Currently on a five-game hitting streak and seven-game reached base streak.
- Batted .303 in 2024, marking her second consecutive season with a batting average over .300.
- Had 53 hits, including 15 extra-base hits last season highlighted by five home runs.
- Recorded a 1.000 fielding percentage from the outfield in 2024 with 49 putouts and five assists.
- Hit a career-high two home runs at Louisiana Tech on Feb. 22, 2023.
- Is a 2023 All-SEC First Team and SEC All-Defensive Team selection..

2025 SEASON GAME-BY-GAME

Date	Opponent	*Pos	AB	R	H	RBI	2B	3B	HR	BB	SB	CS	HBP	SAC	SF	GDP	K	PO	A	E	Avg.
Feb 07	CHARLOTTE	*of	4	0	0	0	0	0	0	0	0	0	0	0	0	0	0	0	0	0	0.000
Feb 07	CENTRAL ARK	*of	3	1	1	0	1	0	0	0	0	0	0	0	0	0	0	0	0	0	0.143
Feb 07	CHARLOTTE	*of	2	0	1	0	0	0	0	0	0	0	0	0	0	0	1	0	0	0	0.111
Feb 08	CENTRAL ARK	*of	2	0	0	0	0	0	0	0	0	0	0	0	0	0	0	0	0	0	0.000
Feb 09	SOUTHEASTERN LA	*of	1	0	0	1	0	0	0	0	0	0	0	0	0	0	0	0	0	0	0.000
Feb 14	UT ARLINGTON	*of	3	0	1	1	0	0	0	0	0	0	0	0	0	0	0	1	0	0	0.200
Feb 14	NORTHWESTERN	*of	4	0	3	3	1	0	0	0	0	0	0	0	0	0	0	3	0	0	0.316
Feb 15	NORTHWESTERN	*of	2	0	1	3	1	0	0	0	0	0	0	0	1	0	0	0	0	0	0.333
Feb 16	VIRGINIA TECH	*of	4	0	2	1	0	0	0	0	0	0	0	0	0	0	0	0	0	0	0.360
Feb 16	VIRGINIA TECH	*of	4	0	2	1	0	0	0	0	0	0	0	0	0	0	0	0	0	0	0.357
Totals		10gs	28	2	10	8	3	1	0	3	1	0	0	0	2	0	1	9	0	0	0.257

On base pct. .394 • Slugging pct. .536

REDOUTEY'S CAREER STATS

Year	avg	gp-gs	ab	r	h	2b	3b	hr	rbi	tb	slg%	bb	hbp	so	gdp	ob%	sf	sh	sb-att	po	a	e	fld%
2022	.242	48-35	91	22	22	11	0	3	19	42	.462	26	2	21	0	.417	1	2	1-1	32	1	3	.917
2023	.306	59-59	157	31	48	11	3	6	35	83	.529	16	3	33	1	.376	2	1	3-3	56	4	1	.984
2024	.303	61-61	175	40	53	9	1	5	18	79	.451	25	6	23	2	.406	1	2	1-1	49	5	0	1.000
2025	.357	10-10	28	2	10	3	1	0	8	15	.536	3	0	1	0	.394	2	0	1-1	9	0	0	1.000
TOTAL	.295	178-165	451	95	133	34	5	14	80	219	.486	70	11	78	3	.398	6	5	6-6	146	10	4	.975



ASHLEY VALLEJO

5

Pitcher • 5-8 • Redshirt Senior • R/R • TR • New Waverly, Texas (McNeese)

SINGLE-GAME SEASON HIGHS	
Innings Pitched	5.0, Central Arkansas (02/08/25)
Strikeouts	2, Central Arkansas (02/08/25)
Batters Faced	17, Central Arkansas (02/08/25)
Putouts	N/A
Assists	1, Central Arkansas (02/08/25)
Runners CS	N/A

SINGLE-GAME CAREER HIGHS	
Innings Pitched	7.2, vs. Minnesota (05/09/23)*
Strikeouts	14, Northwestern St. (04/07/23)*
Batters Faced	32, vs. Southeastern (05/11/23)* vs. Northwestern St. (05/11/22)*
Putouts	1, 11 Times*
Assists	5, vs. LSU (04/19/22)*
Runners CS	2, vs. Sam Houston St. (02/24/22)*

* Includes games played at McNeese

Complete bio

Redshirt Senior Season (2025)

- Tossed a combined shutout in first apperance as an LSU Tiger.
- Helped McNeese win three consecutive Southland Conference (SLC) regular season titles (2021-2023).
- Missed 2024 season due to injury.
- Named the 2022 SLC Pitcher of the Year and a two-time All-SLC selection.
- Has a 46-24 career record in the circle with 308 career strikeouts

2025 SEASON GAME-BY-GAME

Date	Opponent	Pos	AB	R	H	RBI	2B	3B	HR	BB	SB	CS	HBP	SAC	SF	GDP	K	PO	A	E	Avg
Feb 08	CENTRAL ARK	*p	0	0	0	0	0	0	0	0	0	0	0	0	0	0	0	0	1	0	.000
Totals		1gs	0	0	0	0	0	0	0	0	0	0	0	0	0	0	0	0	1	0	.000

On base pct. .000 • Slugging pct. .000

#5 Ashley Vallejo - 1 appearance (All games)

Date	Opponent	GS	IP	H	R	ER	BB	SO	2B	3B	HR	WP	BK	HBP	IBB	Score	W-L	Sv	ERA	NP
Feb 08	CENTRAL ARK	*	5.0	2	0	0	0	2	1	0	0	0	0	0	0	6-0	1-0	0	0.00	69
Totals		1	5.0	2	0	0	0	2	1	0	0	0	0	0	0	6-0	1-0	0	0.00	-

VALLEJO'S CAREER STATS (AT MCNEESE)

Year	era	w-l	app	gs	cg	sho	sv	ip	h	r	er	bb	so
2021	2.86	7-7	26	10	3	1/0	0	90.2	83	42	37	43	71
2022	2.32	18-8	41	24	17	8/0	1	168.2	139	71	56	43	121
2023	2.25	19-9	32	25	13	7/2	1	152.1	118	55	49	55	112
2024	4.20	1-0	1	1	1	0/0	0	5.0	5	3	3	1	2
TOTAL	2.44	45-24	100	60	34	16/2	2	416.2	345	171	145	142	306

VALLEJO'S CAREER STATS (AT LSU)

Year	era	w-l	app	gs	cg	sho	sv	ip	h	r	er	bb	so	2b	3b	hr	bf	bavg	wp	hbp	bk	sfa	sha
2025	0.00	1-0	1	1	0	0/1	0	5.0	2	0	0	0	2	1	0	0	17	.118	0	0	0	0	0
TOTAL	0.00	1-0	1	1	0	0/1	0	5.0	2	0	0	0	2	1	0	0	17	.118	0	0	0	0	0



ABIGAIL SAVOY

6

Infield • 5-8 • Junior • L/L • 2L • Branch, La. (Notre Dame HS)

SINGLE-GAME SEASON HIGHS	
Hits	N/A
Doubles	N/A
Triples	N/A
Home Runs	N/A
Total Bases	N/A
RBIs	N/A
Runs Scored	N/A
Walks	N/A
Hit By Pitch	N/A
Sacrifice Flies	N/A
Sac Hits	N/A
At Bats	N/A
Stolen Bases	N/A
Putouts	N/A
Assists	N/A

SINGLE-GAME CAREER HIGHS	
Hits	1, Austin Peay (02/24/24)
Doubles	N/A
Triples	N/A
Home Runs	1, Austin Peay (02/24/24)
Total Bases	4, Austin Peay (02/24/24)
RBIs	2, Austin Peay (02/24/24)
Runs Scored	1, Three Times
Walks	1, NC State (03/31/23) San Jose St. (03/04/23)
Hit By Pitch	N/A
Sacrifice Flies	N/A
Sac Hits	N/A
At Bats	1, Eight Times
Stolen Bases	N/A
Putouts	N/A
Assists	N/A

Complete bio

Junior Season (2025)

- First and only collegiate hit was a pinch-hit two-run home run vs. Austin Peay on Feb. 24, 2024.
- Is a two-time SEC Academic Honor Roll selection.
- Played at Notre Dame High School where she helped the program win three State Championship Titles.
- Was high school teammates with current LSU teammate Maci Bergeron.

2024 SEASON GAME-BY-GAME

Date	Opponent	Pos	AB	R	H	RBI	2B	3B	HR	BB	SB	CS	HBP	SAC	SF	GDP	K	PO	A	E	Avg
Feb 09	MEMPHIS	ph	1	0	0	0	0	0	0	0	0	0	0	0	0	0	0	0	0	0	.000
Feb 24	AUSTIN PEAY	ph	1	1	1	2	0	0	1	0	0	0	0	0	0	0	0	0	0	0	.500
May 17	JACKSON STATE	ph	1	0	0	1	0	0	0	0	0	0	0	0	0	0	0	0	0	0	.333
Totals		Ogs	3	1	1	3	0	0	1	0	0	0	0	0	0	0	0	0	0	0	.333

On base pct. .333 • Slugging pct. 1.333

SAVOY'S CAREER STATS

Year	avg	gp-gs	ab	r	h	2b	3b	hr	rbi	tb	slg%	bb	hbp	so	gdp	ob%	sf	sh	sb-att	po	a	e	fld%
2023	.000	7-0	5	2	0	0	0	0	0	0	.000	2	0	1	0	.286	0	0	0-0	0	0	0	.000
2024	.333	3-0	3	1	1	0	0	1	3	4	1.333	0	0	0	0	.333	0	0	0-0	0	0	0	.000
TOTAL	.125	10-0	8	3	1	0	0	1	3	4	.500	2	0	1	0	.300	0	0	0-0	0	0	0	.000



JALIA LASSITER

7

Outfielder • 5-7 • Junior • R/R • TR • Atmore, Ala. (Ole Miss)

SINGLE-GAME SEASON HIGHS	
Hits	2, #21/22 Northwestern (02/15/25)
Doubles	1, UT Arlington (02/14/25) Charlotte (02/07/25)
Triples	N/A
Home Runs	N/A
Total Bases	2, Three Times
RBIs	1, Four Times
Runs Scored	2, #21/22 Northwestern (02/15/25) #21/22 Northwestern (02/14/25)
Walks	2, #21/22 Northwestern (02/14/25)
Hit By Pitch	1, #17/18 Virginia Tech (02/15/25)
Sacrifice Flies	N/A
Sac Hits	1, Southeastern La. (02/09/25)
At Bats	3, Four Times
Stolen Bases	1, #17/18 Virginia Tech (02/15/25) Southeastern La. (02/09/25)
Putouts	4, Central Arkansas (02/08/25)
Assists	N/A

SINGLE-GAME CAREER HIGHS	
Hits	3, Six Times*
Doubles	2 at LSU (03/17/2024)* vs. Kansas City (02/09/2024)*
Triples	1, Nine Times*
Home Runs	1, Seven Times*
Total Bases	6, Three Times*
RBIs	4 at Memphis (03/05/2024)* at Kennesaw State (02/17/2024)*
Runs Scored	3 vs. Pittsburgh (02/18/2024)*
Walks	3 at Texas A&M (04/20/2024)* at LSU (03/18/2024)*
Hit By Pitch	1, Six Times*
Sacrifice Flies	1, Three Times*
Sac Hits	1, Seven Times*
At Bats	6, Auburn (04/26/2024)*
Stolen Bases	3, Memphis (03/28/2023)*
Putouts	8 vs. LSU (05/10/2023)*
Assists	1, Four Times*

* Includes games played at Ole Miss

Complete bio

Redshirt Senior Season (2025)

- Opened LSU career on a three-game hitting streak and had four hits and two RBI on opening weekend.
- A two-time NFCA South All-Region Selection.
- Ranked No. 3 in the SEC last season with a .314 batting average and No. 9 with 61 hits.
- Entered her first season at LSU with a career .302 batting average behind 109 hits, nine triples and seven homers and a career .994 fielding percentage with 171 putouts, four assists and one error in 176 chances.

2025 SEASON GAME-BY-GAME

Date	Opponent	Pos	AB	R	H	RBI	2B	3B	HR	BB	SB	CS	HBP	SAC	SF	GDP	K	PO	A	E	Avg
Feb 07	CHARLOTTE	*of	3	1	1	1	1	0	0	1	0	0	0	0	0	0	0	0	0	0	.333
Feb 07	CENTRAL ARK	*of	3	1	1	1	0	0	0	0	0	0	0	0	0	0	0	1	0	0	.333
Feb 08	CHARLOTTE	*of	3	0	1	0	0	0	0	0	0	0	0	0	0	0	0	0	1	0	.333
Feb 08	CENTRAL ARK	*of	3	1	0	0	0	0	0	1	0	0	0	0	0	0	1	4	0	0	.250
Feb 09	SOUTHEASTERN LA	*of	2	1	1	0	0	0	0	1	1	0	0	1	0	0	0	1	0	0	.286
Feb 14	UT ARLINGTON	*of	3	0	1	1	1	0	0	0	0	0	0	0	0	0	0	1	0	0	.294
Feb 14	NORTHWESTERN	*of	2	2	1	0	0	0	0	2	0	0	0	0	0	0	0	0	0	0	.316
Feb 15	NORTHWESTERN	*of	3	2	2	0	0	0	0	0	0	0	0	0	0	0	0	0	0	0	.364
Feb 15	VIRGINIA TECH	*of	3	1	1	1	0	0	0	1	0	1	0	0	0	0	0	0	0	0	.360
Feb 16	VIRGINIA TECH	*of	4	0	0	0	0	0	0	0	0	0	0	0	0	0	2	0	0	0	.310
Totals			10gs	29	9	9	4	2	0	5	2	0	1	1	0	0	3	8	0	0	.310

On base pct. .429 • Slugging pct. .379

LASSITER'S CAREER STATS (2023-2024 AT OLE MISS)

YEAR	AVG	GS-GP	AB	R	H	2B	3B	HR	RBI	TB	SLG%	BB	HBP	SO	GDP	OB%	SF	SH	SB-ATT	PO	A	E	FLD%
2023	.287	59-60	167	38	48	8	5	3	22	75	.449	18	4	18	0	.366	2	4	18-22	96	2	0	1.000
2024	.314	58-58	194	34	61	8	4	4	29	89	.459	29	1	26	2	.404	1	2	19-25	74	2	1	.987
Total	.302	117-118	361	72	109	16	9	7	51	164	.454	47	5	44	2	.387	3	6	37-47	170	4	1	.991

LASSITER'S CAREER STATS (AT LSU)

Year	avg	gp-gs	ab	r	h	2b	3b	hr	rbi	tb	slg%	bb	hbp	so	gdp	ob%	sf	sh	sb-att	po	a	e	fld%
2025	.310	10-10	29	9	9	2	0	0	4	11	.379	5	1	3	0	.429	0	1	2-2	8	0	0	1.000
TOTAL	.310	10-10	29	9	9	2	0	0	4	11	.379	5	1	3	0	.429	0	1	2-2	8	0	0	1.000



MADILYN GIGLIO

9

Outfield • 5-3 • Senior • L/R • 3L • Metairie, La. (Mount Carmel Academy)

SINGLE-GAME SEASON HIGHS	
Hits	N/A
Doubles	N/A
Triples	N/A
Home Runs	N/A
Total Bases	N/A
RBI's	N/A
Runs Scored	N/A
Walks	N/A
Hit By Pitch	N/A
Sacrifice Flies	N/A
Sac Hits	N/A
At Bats	N/A
Stolen Bases	N/A
Putouts	N/A
Assists	N/A

SINGLE-GAME CAREER HIGHS	
Hits	1, Memphis (02/09/24) A&M-Corpus Christi (02/24/23)
Doubles	N/A
Triples	N/A
Home Runs	N/A
Total Bases	1, Memphis (02/09/24) A&M-Corpus Christi (02/24/23)
RBI's	N/A
Runs Scored	1, 25 Times
Walks	N/A
Hit By Pitch	N/A
Sacrifice Flies	N/A
Sac Hits	N/A
At Bats	1, Four Times
Stolen Bases	1, Seven Times
Putouts	1, #10/11 Georgia (05/07/23)
Assists	N/A

Complete bio

Senior Season (2025)

- Has appeared in 82 games and has 25 runs scored, mostly as a pinch runner.
- Logged first career hit against A&M-Corpus Christi (Feb. 24, 2023).
- Concluded the 2024 season with a single-season career-high 12 runs scored.
- Is a three-time SEC Academic Honor Roll selection.

2025 SEASON GAME-BY-GAME

Date	Opponent	Pos	AB	R	H	RBI	2B	3B	HR	BB	SB	CS	HBP	SAC	SF	GDP	K	PO	A	E	Avg
Feb 14	UT ARLINGTON	pr/of	0	0	0	0	0	0	0	0	0	0	0	0	0	0	0	0	0	0	.000
Totals		Ogs	0	0	0	0	0	0	0	0	0	0	0	0	0	0	0	0	0	0	.000

On base pct. .000 • Slugging pct. .000

GIGLIO'S CAREER STATS

Year	avg	gp-gs	ab	r	h	2b	3b	hr	rbi	tb	slg%	bb	hbp	so	gdp	ob%	sf	sh	sb-att	po	a	e	fld%
2022	.000	15-0	1	4	0	0	0	0	0	0	.000	0	0	0	0	.000	0	0	2-2	0	0	0	.000
2023	.500	26-0	2	9	1	0	0	0	0	1	.500	0	0	0	0	.500	0	0	2-2	1	0	0	1.000
2024	1.000	41-0	1	12	1	0	0	0	0	1	1.000	0	0	0	0	1.000	0	0	3-5	0	0	0	.000
2025	.000	1-0	0	0	0	0	0	0	0	0	.000	0	0	0	0	.000	0	0	0-0	0	0	0	.000
TOTAL	.500	83-0	4	25	2	0	0	0	0	2	.500	0	0	0	0	.500	0	0	7-9	1	0	0	1.000



EMILEE CASANOVA

10

Pitcher • 6-2 • Redshirt Senior • R/R • 3L • Amite, La. (Oak Forest Academy)

SINGLE-GAME SEASON HIGHS	
Innings Pitched	2.0, Central Arkansas (02/08/25)
Strikeouts	2, Central Arkansas (02/08/25)
Batters Faced	9, Central Arkansas (02/08/25)
Putouts	N/A
Assists	1, Central Arkansas (02/08/25)
Runners CS	N/A

SINGLE-GAME CAREER HIGHS	
Innings Pitched	5.0, Three Times
Strikeouts	5, Three Times
Batters Faced	20, Memphis (02/10/24)
Putouts	1, ULM (04/02/24)
	#10/11 Georgia (05/07/23)
Assists	3, ULM (04/02/24)
Runners CS	N/A

Complete bio

Redshirt Senior Season (2025)

- Has a 4-0 career record in the circle, a 1.60 ERA in 13 appearances with 30 strikeouts and seven total shutouts (three solo shutouts).
- Threw third career solo shutout vs. Austin Peay (Feb. 24) and matched a career-high five strikeouts.
- Tossed shutout against A&M-Corpus Christi on Feb. 25, 2023 in first career start.
- Threw a career-high five strikeouts in both shutouts vs. Memphis (Feb. 10) and vs. A&M-Corpus Christi (Feb. 25, 2023).

2025 SEASON GAME-BY-GAME

Date	Opponent	Pos	AB	R	H	RBI	2B	3B	HR	BB	SB	CS	HBP	SAC	SF	GDP	K	PO	A	E	Avg
Feb 08	CENTRAL ARK	P	0	0	0	0	0	0	0	0	0	0	0	0	0	0	0	0	1	0	.000
Totals		Ogs	0	0	0	0	0	0	0	0	0	0	0	0	0	0	0	0	1	0	.000

On base pct. .000 • Slugging pct. .000

#10 Emilee Casanova - 2 appearances (All games)

Date	Opponent	GS	IP	H	R	ER	BB	SO	2B	3B	HR	WP	BK	HBP	IBB	Score	W-L	Sv	ERA	NP
Feb 08	CHARLOTTE		1.0	0	0	0	1	0	0	0	0	0	0	0	0	10-0	0-0	0	0.00	14
Feb 08	CENTRAL ARK		2.0	2	0	0	1	2	0	0	0	1	0	0	0	6-0	0-0	0	0.00	38
Totals		0	3.0	2	0	0	2	2	0	0	0	1	0	0	0	16-0	0-0	0	0.00	-

CASANOVA'S CAREER STATS

Year	avg	gp-gs	ab	r	h	2b	3b	hr	rbi	tb	slg%	bb	hbp	so	gdp	ob%	sf	sh	sb-att	po	a	e	fld%
2023	.000	1-0	0	0	0	0	0	0	0	0	.000	0	0	0	0	.000	0	0	0-0	1	0	0	1.000
2024	.000	4-4	0	0	0	0	0	0	0	0	.000	0	0	0	0	.000	0	0	0-0	1	4	0	1.000
2025	.000	0-0	0	0	0	0	0	0	0	0	.000	0	0	0	0	.000	0	0	0-0	0	1	0	1.000
TOTAL	.000	5-4	0	0	0	0	0	0	0	0	.000	0	0	0	0	.000	0	0	0-0	2	5	0	1.000

Year	era	w-l	app	gs	cg	sho	sv	ip	h	r	er	bb	so	2b	3b	hr	bf	bavg	wp	hbp	bk	sfa	sha
2022	0.00	0-0	1	0	0	0/1	0	1.0	0	0	0	2	1	0	0	0	6	.000	0	1	0	0	0
2023	1.34	2-0	6	2	1	1/1	0	15.2	10	5	3	3	14	2	0	1	62	.182	1	3	0	0	1
2024	2.28	2-0	4	4	2	2/0	0	15.1	13	5	5	5	13	2	0	0	64	.228	1	1	0	0	1
2025	0.00	0-0	2	0	0	0/2	0	3.0	2	0	0	2	2	0	0	0	13	.200	1	0	0	0	1
TOTAL	1.60	4-0	13	6	3	3/4	0	35.0	25	10	8	12	30	4	0	1	145	.200	3	5	0	0	3



MACI BERGERON

12

Catcher • 5-4 • Junior • R/R • 2L • Rayne, La. (Notre Dame HS)

SINGLE-GAME SEASON HIGHS

Hits	3, #17/18 Virginia Tech (02/16/25)
Doubles	1, #17/18 Virginia Tech (02/16/25)
Triples	N/A
Home Runs	1, Three Times
Total Bases	7, #17/18 Virginia Tech (02/16/25)
RBI's	2, #17/18 Virginia Tech (02/15/25) Central Arkansas (02/07/25)
Runs Scored	2, #17/18 Virginia Tech (02/16/25) Central Arkansas (02/08/25)
Walks	3, Charlotte (02/07/25)
Hit By Pitch	N/A
Sacrifice Flies	N/A
Sac Hits	N/A
At Bats	4, #17/18 Virginia Tech (02/16/25) #21/22 Northwestern (02/14/25)
Stolen Bases	N/A
Putouts	13, #21/22 Northwestern (02/14/25) Charlotte (02/07/25)
Assists	1, Central Arkansas (02/07/25)
Runners CS	N/A

SINGLE-GAME CAREER HIGHS

Hits	3, Three Times
Doubles	2, at #10 Florida (04/07/24)
Triples	N/A
Home Runs	1, Eight Times
Total Bases	7, #17/18 Virginia Tech (02/16/25)
RBI's	3, vs. #22 Northwestern (02/16/24)
Runs Scored	2, Four Times
Walks	3, Charlotte (02/07/25)
Hit By Pitch	1, Three Times
Sacrifice Flies	1, Three Times
Sac Hits	N/A
At Bats	5, vs. #20 Alabama (05/08/24)
Stolen Bases	N/A
Putouts	14, at #10 Florida (04/07/24)
Assists	2, Three Times
Runners CS	1, 12 Times

Complete bio

Junior Season (2025)

- Is the program's all-time leader with a .997 fielding percentage on 592 chances.
- Currently on a seven-game hitting streak.
- Ranks No. 4 in SEC with a .657 on-base percentage and No. 6 with a .500 batting average, 11 walks and .917 slugging percentage.
- Hit her first collegiate home run in the 2023 NCAA Tournament vs. Prairie View A&M on May 19, 2023.
- Three of her eight career home runs have been hit in the NCAA Tournament. (two in 2024, two on May 19).

2025 SEASON GAME-BY-GAME

Date	Opponent	Pos	AB	R	H	RBI	2B	3B	HR	BB	SB	CS	HBP	SAC	SF	GDP	K	PO	A	E	Avg	
Feb 07	CHARLOTTE	*c	1	1	1	0	0	0	0	3	0	0	0	0	0	0	0	13	0	0	1.000	
Feb 07	CENTRAL ARK	*c	2	1	1	2	0	0	1	1	0	0	0	0	0	0	0	5	1	0	.667	
Feb 08	CHARLOTTE	*dh	2	1	0	0	0	0	0	1	0	0	0	0	0	0	0	0	0	0	.400	
Feb 08	CENTRAL ARK	*c	2	2	1	0	0	0	0	1	0	0	0	0	0	0	0	4	0	0	.429	
Feb 09	SOUTHEASTERN LA	*c	3	0	1	0	0	0	0	1	0	0	0	0	0	0	0	1	5	0	.400	
Feb 14	UT ARLINGTON	*dh	3	1	1	0	0	0	0	0	0	0	0	0	0	0	0	0	0	0	.385	
Feb 14	NORTHWESTERN	*c	4	0	1	1	0	0	0	0	0	0	0	0	0	0	0	13	0	0	.353	
Feb 15	NORTHWESTERN	*c	1	1	1	1	0	0	0	2	0	0	0	0	0	0	0	7	0	0	.389	
Feb 15	VIRGINIA TECH	*c	2	1	2	2	0	0	1	2	0	0	0	0	0	0	0	5	0	0	.450	
Feb 16	VIRGINIA TECH	*c	4	2	3	1	1	0	1	0	0	0	0	0	0	0	1	9	0	0	.500	
Totals			10gs	24	10	12	7	1	0	3	11	0	0	0	0	0	0	2	61	1	0	.500

On base pct. .657 • Slugging pct. .917

BERGERON'S CAREER STATS

Year	avg	gp-gs	ab	r	h	2b	3b	hr	rbi	tb	slg%	bb	hbp	so	gdp	ob%	sf	sh	sb-att	po	a	e	fld%
2023	.214	37-32	84	7	18	3	0	1	8	24	.286	11	3	22	1	.323	1	0	0-0	189	11	1	.995
2024	.254	53-49	138	10	35	6	0	4	19	53	.384	14	0	24	1	.318	2	1	0-0	305	23	1	.997
2025	.500	10-10	24	10	12	1	0	3	7	22	.917	11	0	2	0	.657	0	0	0-0	61	1	0	1.000
TOTAL	.264	100-91	246	27	65	10	0	8	34	99	.402	36	3	48	2	.361	3	1	0-0	555	35	2	.997



DANIECA COFFEY

13

Infield • 5-6 • Redshirt Senior • L/R • 3L • Richwood, Texas (Angleton HS)

SINGLE-GAME SEASON HIGHS	
Hits	3, #21/22 Northwestern (02/14/25)
Doubles	1, Charlotte (02/08/25)
Triples	N/A
Home Runs	N/A
Total Bases	3, #21/22 Northwestern (02/14/25) Charlotte (02/08/25)
RBIs	3, Charlotte (02/08/25)
Runs Scored	2, Four Times
Walks	3, #17/18 Virginia Tech (02/15/25)
Hit By Pitch	N/A
Sacrifice Flies	1, Charlotte (02/07/25)
Sac Hits	N/A
At Bats	4, Central Arkansas (02/08/25)
Stolen Bases	1, Three Times
Putouts	2, Four Times
Assists	3, #17/18 Virginia Tech (02/16/25) Charlotte (02/08/25)

SINGLE-GAME CAREER HIGHS	
Hits	3, 13 Times
Doubles	1, 22 Times
Triples	1, Eight Times
Home Runs	1, Five Times
Total Bases	6, Houston (02/23/24) at ULM (02/22/23)
RBIs	4, vs. San Jose St. (03/04/23) at Mississippi St. (05/08/22)
Runs Scored	3, Six Times
Walks	3, Three Times
Hit By Pitch	1, vs. LMU (03/03/23) at #14 Georgia (04/23/22)
Sacrifice Flies	1, Six Times
Sac Hits	1, Three Times
At Bats	5, Seven Times
Stolen Bases	2, Three Times
Putouts	5, Louisiana Tech (04/06/21)
Assists	6, UL-Lafayette (02/25/23)

Complete bio

Redshirt Senior Season (2025)

- Currently on a 20-game hitting streak dating back to last season.
- Leads the team with 15 hits and 11 runs scored. Second on the team with .536 batting average.
- A two-time NFCA All-Region selection.
- Led the team with a .404 batting average and .500 on-base percentage before injury in 2024.
- Currently ranks No. 4 all-time at LSU with a .448 career on-base percentage and No. 5 with .367 batting average. .

2025 SEASON GAME-BY-GAME

Date	Opponent	Pos	AB	R	H	RBI	2B	3B	HR	BB	SB	CS	HBP	SAC	SF	GDP	K	PO	A	E	Avg
Feb 07	CHARLOTTE	*3b	2	2	2	2	0	0	0	2	0	0	0	0	1	0	0	0	0	0	1.000
Feb 07	CENTRAL ARK	*3b	2	1	1	1	0	0	0	1	0	0	0	0	0	0	0	2	0	0	.750
Feb 08	CHARLOTTE	*3b	3	0	2	3	1	0	0	0	0	0	0	0	0	0	0	1	3	0	.714
Feb 08	CENTRAL ARK	*3b	4	0	1	1	0	0	0	0	0	0	0	0	0	0	1	2	1	0	.545
Feb 09	SOUTHEASTERN LA	*3b	3	1	1	0	0	0	0	1	1	0	0	0	0	0	0	0	1	0	.500
Feb 14	UT ARLINGTON	*3b	2	2	1	0	0	0	0	1	1	0	0	0	0	0	0	1	1	0	.500
Feb 14	NORTHWESTERN	*3b	3	2	3	0	0	0	0	1	0	0	0	0	0	0	0	2	1	0	.579
Feb 15	NORTHWESTERN	*3b	3	1	1	1	0	0	0	0	0	0	0	0	0	0	1	0	2	0	.545
Feb 15	VIRGINIA TECH	*3b	2	2	1	0	0	0	0	3	0	1	0	0	0	0	0	2	0	0	.542
Feb 16	VIRGINIA TECH	*3b	4	0	2	1	0	0	0	0	1	0	0	0	0	0	0	1	3	2	.536
Totals		10gs	28	11	15	9	1	0	0	9	3	1	0	0	1	0	2	11	12	2	.536

On base pct. .632 • Slugging pct. .571

COFFEY'S CAREER STATS

Year	avg	gp-gs	ab	r	h	2b	3b	hr	rbi	tb	slg%	bb	hbp	so	gdp	ob%	sf	sh	sb-att	po	a	e	fld%
2021	.226	41-31	93	11	21	3	1	0	6	26	.280	3	0	13	0	.247	1	0	6-6	29	34	8	.887
2022	.379	57-57	190	44	72	9	3	1	26	90	.474	27	1	26	0	.457	1	1	10-12	35	89	15	.892
2023	.392	59-59	189	44	74	6	3	2	24	92	.487	33	1	24	0	.482	1	2	12-14	45	99	4	.973
2024	.404	16-16	47	16	19	3	2	2	11	32	.681	11	0	5	0	.500	2	0	5-7	12	28	2	.952
2025	.536	10-10	28	11	15	1	0	0	9	16	.571	9	0	2	0	.632	1	0	3-4	11	12	2	.920
TOTAL	.367	183-173	547	126	201	22	9	5	76	256	.468	83	2	70	0	.448	6	3	36-43	132	262	31	.927



JADYN LANEAUX

15

Outfield • 5-10 • Sophomore • L/R • 1L • Marietta, Ga. (Pope HS)

SINGLE-GAME SEASON HIGHS	
Hits	3, #17/18 Virginia Tech (02/15/25)
Doubles	1, #21/22 Northwestern (02/15/25)
Triples	1, Central Arkansas (02/08/25)
Home Runs	N/A
Total Bases	3, #17/18 Virginia Tech (02/15/25) Central Arkansas (02/08/25)
RBIs	N/A
Runs Scored	1, Central Arkansas (02/08/25)
Walks	1, #17/18 Virginia Tech (02/15/25) Southeastern La. (02/09/25)
Hit By Pitch	N/A
Sacrifice Flies	1, #17/18 Virginia Tech (02/16/25)
Sac Hits	N/A
At Bats	4, Charlotte (02/07/25)
Stolen Bases	N/A
Putouts	4, #17/18 Virginia Tech (02/16/25)
Assists	N/A
SINGLE-GAME CAREER HIGHS	
Hits	3, #17/18 Virginia Tech (02/15/25)
Doubles	1, #21/22 Northwestern (02/15/25)
Triples	1, Central Arkansas (02/08/25)
Home Runs	N/A
Total Bases	3, #17/18 Virginia Tech (02/15/25) Central Arkansas (02/08/25)
RBIs	N/A
Runs Scored	1, Central Arkansas (02/08/25) Memphis (02/09/24)
Walks	1, #17/18 Virginia Tech (02/15/25) Southeastern La. (02/09/25)
Hit By Pitch	N/A
Sacrifice Flies	1, #17/18 Virginia Tech (02/16/25)
Sac Hits	N/A
At Bats	4, Charlotte (02/07/25)
Stolen Bases	1, Memphis (02/09/24)
Putouts	4, #17/18 Virginia Tech (02/16/25)
Assists	N/A

Complete bio

Sophomore Season (2025)

- Was 4-for-5 with four RBI, two runs and a walk in two games against No. 17/18 Virginia Tech (Feb. 15-16).
- Recorded two hits during 2025 opening weekend and made a game-saving catch in the 3-2 walk-off vs. Southeastern La (Feb. 9).
- Helped lead high school team to two Georgia State Championship titles.
- Won the 2023 TC National GA Tournament as a member of the Texas Bombers.

2025 SEASON GAME-BY-GAME

Date	Opponent	Pos	AB	R	H	RBI	2B	3B	HR	BB	SB	CS	HBP	SAC	SF	GDP	K	PO	A	E	Avg
Feb 07	CHARLOTTE	*of	4	0	1	0	0	0	0	0	0	0	0	0	0	0	1	2	0	0	.250
Feb 08	CENTRAL ARK	*of	1	1	1	0	0	1	0	0	0	0	0	0	0	0	0	2	0	0	.400
Feb 09	SOUTHEASTERN LA	*of	2	0	0	0	0	0	0	1	0	0	0	0	0	0	0	2	0	0	.286
Feb 14	UT ARLINGTON	*of	1	0	0	0	0	0	0	0	0	0	0	0	0	0	0	0	0	0	.250
Feb 14	NORTHWESTERN	of	0	0	0	0	0	0	0	0	0	0	0	0	0	0	0	0	0	0	.250
Feb 15	NORTHWESTERN	ph/of	1	1	1	0	1	0	0	0	0	0	0	0	0	0	0	0	0	0	.333
Feb 15	VIRGINIA TECH	*of	3	0	3	2	0	0	0	1	0	0	0	0	0	0	0	4	0	0	.500
Feb 16	VIRGINIA TECH	*of	2	2	1	1	0	0	0	0	0	0	0	0	1	0	0	0	0	0	.500
Totals		4gs	14	4	7	3	1	1	0	2	0	0	0	0	1	0	1	10	0	0	.500

On base pct. .529 • Slugging pct. .714

LANEAUX'S CAREER STATS

Year	avg	gp-gs	ab	r	h	2b	3b	hr	rbi	tb	slg%	bb	hbp	so	gdp	ob%	sf	sh	sb-att	po	a	e	fld%
2024	.167	6-0	6	1	1	0	0	0	0	1	.167	0	0	1	0	.167	0	0	1-1	1	0	0	1.000
2025	.500	8-4	14	4	7	1	1	0	3	10	.714	2	0	1	0	.529	1	0	0-0	10	0	0	1.000
TOTAL	.400	14-4	20	5	8	1	1	0	3	11	.550	2	0	2	0	.435	1	0	1-1	11	0	0	1.000



SAVANNA BEDELL

16

Utility • 5-8 • Sophomore • L/L • 1L • Columbus, Ga. (Northside HS)

SINGLE-GAME SEASON HIGHS	
Hits	1, #21/22 Northwestern (02/15/25) #21/22 Northwestern (02/14/25)
Doubles	N/A
Triples	N/A
Home Runs	N/A
Total Bases	1, #21/22 Northwestern (02/15/25) #21/22 Northwestern (02/14/25)
RBIs	1, #21/22 Northwestern (02/14/25)
Runs Scored	1, #21/22 Northwestern (02/15/25) Charlotte (02/08/25)
Walks	N/A
Hit By Pitch	N/A
Sacrifice Flies	N/A
Sac Hits	N/A
At Bats	3, #21/22 Northwestern (02/14/25)
Stolen Bases	N/A
Putouts	N/A
Assists	N/A

SINGLE-GAME CAREER HIGHS	
Hits	1, Three Times
Doubles	N/A
Triples	N/A
Home Runs	N/A
Total Bases	1, Three Times
RBIs	1, #21/22 Northwestern (02/14/25)
Runs Scored	1, Nine Times
Walks	N/A
Hit By Pitch	N/A
Sacrifice Flies	N/A
Sac Hits	N/A
At Bats	3, #21/22 Northwestern (02/14/25)
Stolen Bases	1, Liberty (05/03/24) ULM (04/02/24)
Putouts	N/A
Assists	N/A

Complete bio

Sophomore Season (2025)

- Logged first career RBI versus No. 21/22 Northwestern (Feb. 14).
- Registered a hit in her first collegiate career at-bat vs. Austin Peay (Feb. 24).
- A 2023 Georgia 5A Player of the Year and 2022 Georgia High School 5A State Champion.
- Played club for the Texas Bombers and was named to the 2023 PGF All-American Futures Team.
- Father Sidney and brother Sydney Jr. played basketball at Kentucky State, and older sister Kennedi played softball at Hampton State.

2025 SEASON GAME-BY-GAME

Date	Opponent	Pos	AB	R	H	RBI	2B	3B	HR	BB	SB	CS	HBP	SAC	SF	GDP	K	PO	A	E	Avg
Feb 08	CHARLOTTE	ph/of	1	1	0	0	0	0	0	0	0	0	0	0	0	0	0	0	0	0	.000
Feb 14	NORTHWESTERN	*dh	3	0	1	1	0	0	0	0	0	0	0	0	0	0	0	0	0	0	.250
Feb 15	NORTHWESTERN	*dh	1	1	1	0	0	0	0	0	0	0	0	0	0	0	0	0	0	0	.400
Feb 16	VIRGINIA TECH	ph	1	0	0	0	0	0	0	0	0	0	0	0	0	0	0	0	0	0	.333
Totals		2gs	6	2	2	1	0	0	0	0	0	0	0	0	0	0	0	0	0	0	.333

On base pct. .333 • Slugging pct. .333

BEDELL'S CAREER STATS

Year	avg	gp-gs	ab	r	h	2b	3b	hr	rbi	tb	slg%	bb	hbp	so	gdp	ob%	sf	sh	sb-att	po	a	e	fld%
2024	.500	20-0	2	7	1	0	0	0	0	1	.500	0	0	0	0	.500	0	0	2-2	0	0	0	.000
2025	.333	4-2	6	2	2	0	0	0	1	2	.333	0	0	0	0	.333	0	0	0-0	0	0	0	.000
TOTAL	.375	24-2	8	9	3	0	0	0	1	3	.375	0	0	0	0	.375	0	0	2-2	0	0	0	.000



TATUM CLOPTON

18

Pitcher • 5-10 • Redshirt Junior • L/R • RS • Lawrence, Kan. (Oklahoma State)

SINGLE-GAME SEASON HIGHS	
Hits	N/A
Doubles	N/A
Triples	N/A
Home Runs	N/A
Total Bases	N/A
RBI's	N/A
Runs Scored	N/A
Walks	N/A
Hit By Pitch	N/A
Sacrifice Flies	N/A
Sac Hits	N/A
At Bats	N/A
Stolen Bases	N/A
Innings Pitched	7.0, UT Arlington (02/14/25)
Strikeouts	10, UT Arlington (02/14/25)
Batters Faced	27, UT Arlington (02/14/25)
Putouts	N/A
Assists	1, Charlotte (02/08/25)
Runners CS	N/A

SINGLE-GAME CAREER HIGHS	
Hits	N/A
Doubles	N/A
Triples	N/A
Home Runs	N/A
Total Bases	N/A
RBI's	N/A
Runs Scored	N/A
Walks	N/A
Hit By Pitch	N/A
Sacrifice Flies	N/A
Sac Hits	N/A
At Bats	1, Texas Tech (03/27/22)* at Memphis (03/10/22)*
Stolen Bases	N/A
Innings Pitched	7.0, UT Arlington (02/14/25)
Strikeouts	10, UT Arlington (02/14/25)
Batters Faced	27, UT Arlington (02/14/25)
Putouts	N/A
Assists	1, Four Times*
Runners CS	N/A

* Includes games played at Oklahoma St.

Complete bio

Redshirt Sophomore Season (2024)

- Pitched a career-high 7.0 innings with 10 strikeouts against UT Arlington (Feb. 14).
- In her debut as an LSU Tiger, she struck out four batters in 4.0 innings vs. Charlotte (Feb. 8).
- Returned to the circle for the first time in 2022 due to injury.
- Part of two WCWS appearances at Oklahoma State (2022-23).
- Held 44 batters to a .237 average and had eight strikeouts and one combined shutout in 2022.

2025 SEASON GAME-BY-GAME

Date	Opponent	Pos	AB	R	H	RBI	2B	3B	HR	BB	SB	CS	HBP	SAC	SF	GDP	K	PO	A	E	Avg
Feb 08	CHARLOTTE	*p	0	0	0	0	0	0	0	0	0	0	0	0	0	0	0	0	1	0	.000
Totals		1gs	0	0	0	0	0	0	0	0	0	0	0	0	0	0	0	0	1	0	.000

On base pct. .000 • Slugging pct. .000

#18 Tatum Clopton - 2 appearances (All games)

Date	Opponent	GS	IP	H	R	ER	BB	SO	2B	3B	HR	WP	BK	HBP	IBB	Score	W-L	Sv	ERA	NP
Feb 08	CHARLOTTE	*	4.0	1	0	0	1	4	0	0	0	0	0	0	0	10-0	1-0	0	0.00	59
Feb 14	UT ARLINGTON	*	7.0	2	0	0	5	10	0	0	0	0	0	0	0	6-0	2-0	0	0.00	125
Totals		2	11.0	3	0	0	6	14	0	0	0	0	0	0	0	16-0	2-0	0	0.00	-

CLOPTON'S CAREER STATS (2022 AT OKLAHOMA STATE)

Year	era	w-l	app	gs	cg	sho	sv	ip	h	r	er	bb	so	2b	3b	hr	bf	bavg	wp	hbp	bk	sfa	sha
2022	3.89	1-0	5	1	0	0/1	0	9.0	9	6	5	5	8	1	0	1	44	.237	2	1	0	0	0
TOTAL	3.89	1-0	5	1	0	0/1	0	9.0	9	6	5	5	8	1	0	1	44	.237	2	1	0	0	0

CLOPTON'S CAREER STATS (AT LSU)

Year	era	w-l	app	gs	cg	sho	sv	ip	h	r	er	bb	so	2b	3b	hr	bf	bavg	wp	hbp	bk	sfa	sha
2025	0.00	2-0	2	2	1	1/1	0	11.0	3	0	0	6	14	0	0	0	41	.086	0	0	0	0	0
TOTAL	0.00	2-0	2	2	1	1/1	0	11.0	3	0	0	6	14	0	0	0	41	.086	0	0	0	0	0



Alix Franklin

20

Infield • 5-7 • Freshman • L/R • HS • St. Amant, La. (St. Amant HS)

SINGLE-GAME SEASON HIGHS	
Hits	N/A
Doubles	N/A
Triples	N/A
Home Runs	N/A
Total Bases	N/A
RBIs	N/A
Runs Scored	N/A
Walks	N/A
Hit By Pitch	N/A
Sacrifice Flies	N/A
Sac Hits	N/A
At Bats	N/A
Stolen Bases	N/A
Putouts	N/A
Assists	N/A

SINGLE-GAME CAREER HIGHS	
Hits	N/A
Doubles	N/A
Triples	N/A
Home Runs	N/A
Total Bases	N/A
RBIs	N/A
Runs Scored	N/A
Walks	N/A
Hit By Pitch	N/A
Sacrifice Flies	N/A
Sac Hits	N/A
At Bats	N/A
Stolen Bases	N/A
Putouts	N/A
Assists	N/A

Complete bio

Freshman Season (2025)

- A three-time Louisiana 5A State Champion (2022-24) and four-time All-State selection.
- Tabbed the 2024 5A District MVP
- Won the 2024 Alliance Fastpitch National Championship with the Texas Bombers Gold Scott Smith club.

2025 SEASON GAME-BY-GAME

Date	Opponent	Pos	AB	R	H	RBI	2B	3B	HR	BB	SB	CS	HBP	SAC	SF	GDP	K	PO	A	E	Avg
Feb 14	UT ARLINGTON	ph	1	0	0	0	0	0	0	0	0	0	0	0	0	0	0	0	0	0	.000
Totals		ogs	1	0	0	0	0	0	0	0	0	0	0	0	0	0	0	0	0	0	.000

On base pct. .000 • Slugging pct. .000

FRANKLIN'S CAREER STATS

Year	avg	gp-gs	ab	r	h	2b	3b	hr	rbi	tb	slg%	bb	hbp	so	gdp	ob%	sf	sh	sb-att	po	a	e	fld%
2025	.000	1-0	1	0	0	0	0	0	0	0	.000	0	0	0	0	.000	0	0	0-0	0	0	0	.000
TOTAL	.000	1-0	1	0	0	0	0	0	0	0	.000	0	0	0	0	.000	0	0	0-0	0	0	0	.000



MADYSON
MANNING

22

Infield • 5-9 • Sophomore • R/R • 1L • West Monroe, La. (West Monroe HS)

SINGLE-GAME SEASON HIGHS	
Hits	N/A
Doubles	N/A
Triples	N/A
Home Runs	N/A
Total Bases	N/A
RBI's	N/A
Runs Scored	N/A
Walks	N/A
Hit By Pitch	N/A
Sacrifice Flies	N/A
Sac Hits	N/A
At Bats	1, #21/22 Northwestern (02/15/25) UT Arlington (02/14/25)
Stolen Bases	N/A
Putouts	N/A
Assists	N/A

SINGLE-GAME CAREER HIGHS	
Hits	2, Liberty (05/04/24)
Doubles	1, vs. #11/12 Missouri (05/10/24)
Triples	N/A
Home Runs	N/A
Total Bases	2, vs. #11/12 Missouri (05/10/24) Liberty (05/04/24)
RBI's	1, Three Times
Runs Scored	1, Southern Illinois (05/19/24) Liberty (05/04/24)
Walks	1, SixTimes
Hit By Pitch	N/A
Sacrifice Flies	N/A
Sac Hits	2, #13/15 Arkansas (04/26/24)
At Bats	3, #13/15 Arkansas (04/27/24) at #19/25 UL Lafayette (04/23/24)
Stolen Bases	N/A
Putouts	2, Three Times
Assists	4, vs. #20 Alabama (05/08/24)

Complete bio

Sophomore Season (2025)

- Started in all 18 games she appeared in in 2024.
- Had a .302 hitting percentage with eight hits, scored two runs and had three RBI.
- First career extra-base hit was an RBI double against No. 11/12 Missouri (May 10) in the SEC Tournament.
- Played club for the Bombers/Albert after three summers with the Birmingham Thunderbolts.

2025 SEASON GAME-BY-GAME

Date	Opponent	Pos	AB	R	H	RBI	2B	3B	HR	BB	SB	CS	HBP	SAC	SF	GDP	K	PO	A	E	Avg
Feb 14	UT ARLINGTON	ph	1	0	0	0	0	0	0	0	0	0	0	0	0	0	0	0	0	0	.000
Feb 15	NORTHWESTERN	ph	1	0	0	0	0	0	0	0	0	0	0	0	0	0	0	0	0	0	.000
Totals		Ogs	2	0	0	0	0	0	0	0	0	0	0	0	0	0	0	0	0	0	.000

On base pct. .000 • Slugging pct. .000

MANNING’S CAREER STATS

Year	avg	gp-gs	ab	r	h	2b	3b	hr	rbi	tb	slg%	bb	hbp	so	gdp	ob%	sf	sh	sb-att	po	a	e	fld%
2024	.320	18-18	25	2	8	1	0	0	3	9	.360	6	0	6	0	.452	0	4	0-0	12	23	2	.946
2025	.000	2-0	2	0	0	0	0	0	0	0	.000	0	0	0	0	.000	0	0	0-0	0	0	0	.000
TOTAL	.296	20-18	27	2	8	1	0	0	3	9	.333	6	0	6	0	.424	0	4	0-0	12	23	2	.946



SIERRA DANIEL

23

Utility • 5-4 • Sophomore • L/R • 1L • Chandler, Ariz. (Seton Catholic Prep HS)

SINGLE-GAME SEASON HIGHS	
Hits	2, Central Arkansas (02/07/25)
Doubles	1, Central Arkansas (02/07/25)
Triples	N/A
Home Runs	N/A
Total Bases	3, Central Arkansas (02/07/25)
RBI's	2, Central Arkansas (02/07/25)
Runs Scored	1, #17/18 Virginia Tech (02/15/25) Central Arkansas (02/07/25)
Walks	1, Central Arkansas (02/08/25)
Hit By Pitch	1, #17/18 Virginia Tech (02/15/25)
Sacrifice Flies	1, #17/18 Virginia Tech (02/16/25)
Sac Hits	N/A
At Bats	2, Central Arkansas (02/08/25) Central Arkansas (02/07/25)
Stolen Bases	1, #17/18 Virginia Tech (02/15/25)
Putouts	3, #17/18 Virginia Tech (02/15/25)
Assists	4, Central Arkansas (02/07/25)

SINGLE-GAME CAREER HIGHS	
Hits	3, Austin Peay (02/24/24)
Doubles	1, Central Arkansas (02/07/25) Houston (02/23/24)
Triples	1, #3 Texas (03/12/24)
Home Runs	N/A
Total Bases	3, Four Times
RBI's	2, Central Arkansas (02/07/25)
Runs Scored	3, Austin Peay (02/24/24)
Walks	1, 12 Times
Hit By Pitch	1, #17/18 Virginia Tech (02/15/25)
Sacrifice Flies	1, #17/18 Virginia Tech (02/16/25)
Sac Hits	1, Three Times
At Bats	6, vs. #20 Alabama (05/08/24)
Stolen Bases	2, Austin Peay (02/24/24)
Putouts	5, Houston (02/24/24)
Assists	5, McNeese (03/03/24)

Complete bio

Sophomore Season (2025)

- Logged two hits and two RBI in her two starts during opening weekend.
- Made 32 starts and appeared in 40 games as a true freshman in 2024.
- Finished 2024 with a .300 batting average with 27 hits, 22 runs, 4 RBI and was 5-for-5 in stolen bases.
- Hit a season-high 3-for-3 with three runs against Austin Peay (Feb. 24, 2024).
- A two-time Arizona Conference Offensive Player of the Year and 2021 Region Player of the Year.

2025 SEASON GAME-BY-GAME

Date	Opponent	Pos	AB	R	H	RBI	2B	3B	HR	BB	SB	CS	HBP	SAC	SF	GDP	K	PO	A	E	Avg
Feb 07	CENTRAL ARK	*2b	2	1	2	2	1	0	0	0	0	0	0	0	0	0	0	0	4	0	1.000
Feb 08	CENTRAL ARK	*2b	2	0	0	0	0	0	0	1	0	0	0	0	0	0	0	0	0	0	.500
Feb 14	UT ARLINGTON	2b	0	0	0	0	0	0	0	0	0	0	0	0	0	0	0	1	0	0	.500
Feb 14	NORTHWESTERN	2b	0	0	0	0	0	0	0	0	0	0	0	0	0	0	0	0	0	0	.500
Feb 15	VIRGINIA TECH	*2b	3	1	1	0	0	0	0	0	1	0	1	0	0	0	0	3	1	0	.429
Feb 16	VIRGINIA TECH	*2b	1	0	0	1	0	0	0	0	0	0	0	0	1	0	1	0	2	1	.375
Totals		4gs	8	2	3	3	1	0	0	1	1	0	1	0	1	0	1	4	7	1	.375

On base pct. .455 • Slugging pct. .500

DANIEL'S CAREER STATS

Year	avg	gp-gs	ab	r	h	2b	3b	hr	rbi	tb	slg%	bb	hbp	so	gdp	ob%	sf	sh	sb-att	po	a	e	fld%
2024	.300	40-32	90	22	27	1	1	0	4	30	.333	11	0	8	0	.376	0	3	5-5	21	34	7	.887
2025	.375	6-4	8	2	3	1	0	0	3	4	.500	1	1	1	0	.455	1	0	1-1	4	7	1	.917
TOTAL	.306	46-36	98	24	30	2	1	0	7	34	.347	12	1	9	0	.384	1	3	6-6	25	41	8	.892



McKAELA WALKER

27

Infield • 5-3 • Junior • R/R • 2L • Marietta, Ga. (Marietta HS)

SINGLE-GAME SEASON HIGHS	
Hits	2, Charlotte (02/07/25)
Doubles	1, Charlotte (02/07/25)
Triples	N/A
Home Runs	N/A
Total Bases	3, Charlotte (02/07/25)
RBI's	2, Charlotte (02/07/25)
Runs Scored	2, Charlotte (02/08/25) Central Arkansas (02/07/25)
Walks	1, Southeastern La. (02/09/25) Charlotte (02/08/25)
Hit By Pitch	1, Central Arkansas (02/07/25)
Sacrifice Flies	N/A
Sac Hits	N/A
At Bats	4, #21/22 Northwestern (02/14/25) Charlotte (02/07/25)
Stolen Bases	N/A
Putouts	1, Charlotte (02/08/25) Central Arkansas (02/07/25)
Assists	N/A

SINGLE-GAME CAREER HIGHS	
Hits	2, Charlotte (02/07/25)
Doubles	1, Charlotte (02/07/25) Southeastern La. (04/10/24)
Triples	1, Prairie View A&M (05/19/23)
Home Runs	1, at Nicholls (03/26/24)
Total Bases	4, at Nicholls (03/26/24))
RBI's	3, at Nicholls (03/26/24)
Runs Scored	2, Charlotte (02/08/25) Central Arkansas (02/07/25)
Walks	2, at Nicholls (03/26/24)
Hit By Pitch	1, Central Arkansas (02/07/25) A&M-Corpus Christi (02/24/23)
Sacrifice Flies	N/A
Sac Hits	N/A
At Bats	4, #21/22 Northwestern (02/14/25) Charlotte (02/07/25)
Stolen Bases	N/A
Putouts	3, McNeese (03/21/23)
Assists	3, #4/5 Tennessee (03/19/23)

Complete bio

Junior Season (2025)

- Logged four hits, scored five runs and had three RBI during opening weekend.
- Had 15 at-bats, three RBI, five walks, and a .400 slugging percentage in 2023 and 2024.
- Her first hit in 2024 was her first career home run at Nicholls in 2024. Also drew a career-high two walks.
- Initially signed with LSU in November to join 2024 roster, but played on the 2023 team, becoming the first true freshman mid-year enrollee since 2002 for the Tigers.

2025 SEASON GAME-BY-GAME

Date	Opponent	Pos	AB	R	H	RBI	2B	3B	HR	BB	SB	CS	HBP	SAC	SF	GDP	K	PO	A	E	Avg
Feb 07	CHARLOTTE	*dh	4	1	2	2	1	0	0	0	0	0	0	0	0	0	0	0	0	0	.500
Feb 07	CENTRAL ARK	*of	1	2	1	0	0	0	0	0	0	0	1	0	0	0	0	1	0	0	.600
Feb 08	CHARLOTTE	*of	2	2	1	0	0	0	0	1	0	0	0	0	0	0	0	1	0	0	.571
Feb 08	CENTRAL ARK	*dh	2	0	0	0	0	0	0	0	0	0	0	0	0	0	0	0	0	0	.444
Feb 09	SOUTHEASTERN LA	*dh	2	0	0	1	0	0	0	1	0	0	0	0	0	0	0	0	0	0	.364
Feb 14	UT ARLINGTON	*of	2	0	1	1	0	0	0	0	0	0	0	0	0	0	0	1	0	0	.385
Feb 14	NORTHWESTERN	*of	4	0	0	0	0	0	0	0	0	0	0	0	0	0	2	0	0	0	.294
Feb 15	NORTHWESTERN	*of/dh	2	0	0	0	0	0	0	0	0	0	0	0	0	0	0	0	0	0	.263
Totals		8gs	19	5	5	4	1	0	0	2	0	0	1	0	0	0	2	3	0	0	.263

On base pct. .364 • Slugging pct. .316

WALKER'S CAREER STATS

Year	avg	gp-gs	ab	r	h	2b	3b	hr	rbi	tb	slg%	bb	hbp	so	gdp	ob%	sf	sh	sb-att	po	a	e	fld%
2022	.213	54-50	75	15	16	4	0	1	3	23	.307	17	8	14	1	.410	0	4	3-4	92	91	8	.958
2024	.000	3-0	1	1	0	0	0	0	1	0	.000	2	0	0	0	.667	0	0	0-0	0	0	0	.000
2025	1.000	1-0	1	0	1	0	0	0	1	1	1.000	0	0	0	0	1.000	0	0	0-0	0	0	0	.000
TOTAL	.221	58-50	77	16	17	4	0	1	5	24	.312	19	8	14	1	.423	0	4	3-4	92	91	8	.958



JADA PHILLIPS

28

Catcher/Utility • 5-4 • Freshman • R/R • HS • Bradenton, Fla. (Braden River HS)

SINGLE-GAME SEASON HIGHS	
Hits	N/A
Doubles	N/A
Triples	N/A
Home Runs	N/A
Total Bases	N/A
RBIs	N/A
Runs Scored	N/A
Walks	N/A
Hit By Pitch	N/A
Sacrifice Flies	N/A
Sac Hits	N/A
At Bats	2, UT Arlington (02/14/25) Charlotte (02/08/25)
Stolen Bases	N/A
Putouts	10, UT Arlington (02/14/25)
Assists	2, UT Arlington (02/14/25)

SINGLE-GAME CAREER HIGHS	
Hits	N/A
Doubles	N/A
Triples	N/A
Home Runs	N/A
Total Bases	N/A
RBIs	N/A
Runs Scored	N/A
Walks	N/A
Hit By Pitch	N/A
Sacrifice Flies	N/A
Sac Hits	N/A
At Bats	2, UT Arlington (02/14/25) Charlotte (02/08/25)
Stolen Bases	N/A
Putouts	10, UT Arlington (02/14/25)
Assists	2, UT Arlington (02/14/25)

Complete bio

Freshman Season (2025)

- A three-time Player of the Year and Offensive and Defensive MVP (2021-2022, 2024).
- Won 2023 Atlanta Legacy Tournament with LLG Corn DPS club.
- Played club ball for Hotshots/Mojo Ross (2018-2020), Tampa Mustangs/LLG Maguire (2020-2021), Tampa Mustangs TJ (2021) and LLG Corn DPS (2021-2024).

2025 SEASON GAME-BY-GAME

Date	Opponent	Pos	AB	R	H	RBI	2B	3B	HR	BB	SB	CS	HBP	SAC	SF	GDP	K	PO	A	E	Avg
Feb 08	CHARLOTTE	*c	2	0	0	0	0	0	0	0	0	0	0	0	0	0	0	4	0	0	.000
Feb 14	UT ARLINGTON	*c	2	0	0	0	0	0	0	0	0	0	0	0	0	0	1	10	2	0	.000
Totals		2gs	4	0	0	0	0	0	0	0	0	0	0	0	0	0	1	14	2	0	.000

On base pct. .000 • Slugging pct. .000

PHILLIPS' CAREER STATS

Year	avg	gp-gs	ab	r	h	2b	3b	hr	rbi	tb	slg%	bb	hbp	so	gdp	ob%	sf	sh	sb-att	po	a	e	fld%
2025	.000	2-2	4	0	0	0	0	0	0	0	.000	0	0	1	0	.000	0	0	0-0	14	2	0	1.000
TOTAL	.000	2-2	4	0	0	0	0	0	0	0	.000	0	0	1	0	.000	0	0	0-0	14	2	0	1.000



SYDNEY BERZON

29

Pitcher • 6-0 • Junior • R/R • 2L • Buffalo, N.Y. (Baylor HS)

SINGLE-GAME SEASON HIGHS	
Innings Pitched	7.0, #17/18 Virginia Tech (02/16/25) Southeastern La. (02/09/25)
Strikeouts	9, #17/18 Virginia Tech (02/16/25)
Batters Faced	33, #17/18 Virginia Tech (02/16/25)
Putouts	N/A
Assists	2, #21/22 Northwestern (02/15/25)
Runners CS	N/A
SINGLE-GAME CAREER HIGHS	
Innings Pitched	14.0, vs. #20 Alabama (05/08/24)
Strikeouts	13, Boise State (02/22/24)
Batters Faced	56, vs. #20 Alabama (05/08/24)
Putouts	1, Five Times
Assists	6, vs. #20 Alabama (05/08/24)
Runners CS	1, Four Times

Complete bio

Junior Season (2025)

- Was 2-0 on the weekend, including her eighth career shutout against Central Arkansas (Feb. 7).
- Is a two-time NFCA All-American selection.
- Had a 20-9 record last season with a 1.78 ERA, 185 strikeouts, four saves and three shutouts.
- Threw career-highs 13 strikeouts in 10.0 innings vs. Boise St. (Feb. 22, 2024).
- Threw a SEC Tournament record 14.0 innings (208 pitches) in the 2-1 win over No. 20 Alabama (May 8, 2024).

2025 SEASON GAME-BY-GAME

Date	Opponent	Pos	AB	R	H	RBI	2B	3B	HR	BB	SB	CS	HBP	SAC	SF	GDP	K	PO	A	E	Avg
Feb 09	SOUTHEASTERN LA	*p	0	0	0	0	0	0	0	0	0	0	0	0	0	0	0	0	1	0	.000
Feb 15	NORTHWESTERN	*p	0	0	0	0	0	0	0	0	0	0	0	0	0	0	0	0	2	0	.000
Feb 16	VIRGINIA TECH	*p	0	0	0	0	0	0	0	0	0	0	0	0	0	0	0	0	1	0	.000
Totals		3gs	0	0	0	0	0	0	0	0	0	0	0	0	0	0	0	0	4	0	.000

On base pct. .000 • Slugging pct. .000

#29 Sydney Berzon - 4 appearances (All games)

Date	Opponent	GS	IP	H	R	ER	BB	SO	2B	3B	HR	WP	BK	HBP	IBB	Score	W-L	Sv	ERA	NP
Feb 07	CENTRAL ARK	*	5.0	2	0	0	0	5	0	0	0	0	0	0	0	10-0	1-0	0	0.00	61
Feb 09	SOUTHEASTERN LA	*	7.0	6	2	1	1	4	1	0	0	0	0	1	0	3-2	2-0	0	0.58	98
Feb 15	NORTHWESTERN	*	5.0	2	0	0	2	7	0	0	0	1	0	0	0	8-0	3-0	0	0.41	78
Feb 16	VIRGINIA TECH	*	7.0	8	4	3	1	9	2	0	2	1	0	0	0	7-4	4-0	0	1.17	126
Totals		4	24.0	18	6	4	4	25	3	0	2	2	0	1	0	28-6	4-0	0	1.17	-

BERZON'S CAREER STATS

Year	avg	gp-gs	ab	r	h	2b	3b	hr	rbi	tb	slg%	bb	hbp	so	gdp	ob%	sf	sh	sb-att	po	a	e	fld%
2023	.000	0-0	0	0	0	0	0	0	0	0	.000	0	0	0	0	.000	0	0	0-0	3	30	2	.943
2024	.000	40-23	0	0	0	0	0	0	0	0	.000	0	0	0	0	.000	0	0	0-0	2	43	2	.957
2025	.000	0-0	0	0	0	0	0	0	0	0	.000	0	0	0	0	.000	0	0	0-0	0	4	0	1.000
TOTAL	.000	40-23	0	0	0	0	0	0	0	0	.000	0	0	0	0	.000	0	0	0-0	5	77	4	.953

Year	era	w-l	app	gs	cq	sho	sv	ip	h	r	er	bb	so	2b	3b	hr	bf	bavg	wp	hbp	bk	sfa	sha
2023	1.91	14-8	30	17	11	4/0	3	143.0	112	51	39	40	127	10	2	10	597	.209	10	13	0	1	7
2024	1.78	20-9	40	22	20	3/0	4	204.0	173	74	52	46	185	30	2	5	849	.224	16	14	0	2	14
2025	1.17	4-0	4	4	4	2/0	0	24.0	18	6	4	4	25	3	0	2	99	.191	2	1	0	0	0
TOTAL	1.79	38-17	74	43	35	9/0	7	371.0	303	131	95	90	337	43	4	17	1545	.216	28	28	0	3	21



ZOE CALVEZ

32

Outfield • 5-7 • Freshman • L/R • HS • Orlando, Fla. (West Orange HS)

SINGLE-GAME SEASON HIGHS	
Hits	N/A
Doubles	N/A
Triples	N/A
Home Runs	N/A
Total Bases	N/A
RBI's	N/A
Runs Scored	1, Charlotte (02/08/25)
Walks	N/A
Hit By Pitch	N/A
Sacrifice Flies	N/A
Sac Hits	N/A
At Bats	N/A
Stolen Bases	N/A
Putouts	N/A
Assists	N/A

SINGLE-GAME CAREER HIGHS	
Hits	N/A
Doubles	N/A
Triples	N/A
Home Runs	N/A
Total Bases	N/A
RBI's	N/A
Runs Scored	1, Charlotte (02/08/25)
Walks	N/A
Hit By Pitch	N/A
Sacrifice Flies	N/A
Sac Hits	N/A
At Bats	N/A
Stolen Bases	N/A
Putouts	N/A
Assists	N/A

[Complete bio](#)

Freshman Season (2025)

- A three-time FSHAA 7A All-State selection in Florida.
- Helped West Orange High School team become a 2021-22 7A Softball Regional finalist.
- Was named West Orange Female Player of the Year.
- Mother played softball at Florida State.

2025 SEASON GAME-BY-GAME

Date	Opponent	Pos	AB	R	H	RBI	2B	3B	HR	BB	SB	CS	HBP	SAC	SF	GDP	K	PO	A	E	Avg
Feb 07	CENTRAL ARK	pr	0	0	0	0	0	0	0	0	0	0	0	0	0	0	0	0	0	0	.000
Feb 08	CHARLOTTE	pr	0	1	0	0	0	0	0	0	0	0	0	0	0	0	0	0	0	0	.000
Feb 16	VIRGINIA TECH	pr	0	0	0	0	0	0	0	0	0	0	0	0	0	0	0	0	0	0	.000
Totals		ogs	0	1	0	0	0	0	0	0	0	1	0	0	0	0	0	0	0	0	.000

On base pct. .000 • Slugging pct. .000

CALVEZ’S CAREER STATS

Year	avg	gp-gs	ab	r	h	2b	3b	hr	rbi	tb	slg%	bb	hbp	so	gdp	ob%	sf	sh	sb-att	po	a	e	fld%
2025	.000	3-0	0	1	0	0	0	0	0	0	.000	0	0	0	0	.000	0	0	0-1	0	0	0	.000
TOTAL	.000	3-0	0	1	0	0	0	0	0	0	.000	0	0	0	0	.000	0	0	0-1	0	0	0	.000



DESTINY HARRIS

33

Outfield • 5-4 • Freshman • R/R • HS • Norfolk, Va. (Granby HS)

SINGLE-GAME SEASON HIGHS	
Hits	N/A
Doubles	N/A
Triples	N/A
Home Runs	N/A
Total Bases	N/A
RBI's	N/A
Runs Scored	N/A
Walks	N/A
Hit By Pitch	N/A
Sacrifice Flies	N/A
Sac Hits	N/A
At Bats	N/A
Stolen Bases	N/A
Putouts	N/A
Assists	N/A

SINGLE-GAME CAREER HIGHS	
Hits	N/A
Doubles	N/A
Triples	N/A
Home Runs	N/A
Total Bases	N/A
RBI's	N/A
Runs Scored	N/A
Walks	N/A
Hit By Pitch	N/A
Sacrifice Flies	N/A
Sac Hits	N/A
At Bats	N/A
Stolen Bases	N/A
Putouts	N/A
Assists	N/A

[Complete bio](#)

Freshman Season (2025)

- Named 2024 Regional Player of the Year at Granby High School.
- A two-time Player of the Year, High School All-Region selection and All-State honoree.
- Has multiple club championship titles, including two in 2021 USA Championship.

2025 SEASON GAME-BY-GAME

HARRIS' CAREER STATS



TORI
EDWARDS

42

Utility • 5-11 • Redshirt Freshman • R/R • RS • Flower Mound, Texas (Edward S. Marcus HS)

SINGLE-GAME SEASON HIGHS	
Hits	3, Central Arkansas (02/08/25) Charlotte (02/08/25)
Doubles	1, Five Times
Triples	N/A
Home Runs	2, Central Arkansas (02/08/25)
Total Bases	9, Central Arkansas (02/08/25)
RBI	4, Central Arkansas (02/08/25) Charlotte (02/08/25)
Runs Scored	2, Three Times
Walks	1, #17/18 Virginia Tech (02/15/25) #21/22 Northwestern (02/14/25)
Hit By Pitch	1, Charlotte (02/07/25)
Sacrifice Flies	1, Southeastern La. (02/09/25)
Sac Hits	N/A
At Bats	3, Five Times
Stolen Bases	N/A
Putouts	9, #17/18 Virginia Tech (02/16/25)
Assists	1, #17/18 Virginia Tech (02/16/25)

SINGLE-GAME CAREER HIGHS	
Hits	3, Central Arkansas (02/08/25) Charlotte (02/08/25)
Doubles	1, Five Times
Triples	N/A
Home Runs	2, Central Arkansas (02/08/25)
Total Bases	9, Central Arkansas (02/08/25)
RBI	4, Central Arkansas (02/08/25) Charlotte (02/08/25)
Runs Scored	2, Three Times
Walks	1, Five Times
Hit By Pitch	1, Charlotte (02/07/25)
Sacrifice Flies	1, Southeastern La. (02/09/25)
Sac Hits	N/A
At Bats	3, Six Times
Stolen Bases	N/A
Putouts	9, #17/18 Virginia Tech (02/16/25)
Assists	1, #17/18 Virginia Tech (02/16/25)

Complete bio

Redshirt Freshman Season (2025)

- Leads the team-high 14 RBI, three home runs and 27 total bases
- First career home run was a grand slam against Charlotte (Feb. 8).
- Hit walk-off sac fly in the 3-2 victory against Southeastern La. (Feb. 9).
- Made two starts as a designated player and three appearances before redshirting season.
- A three-time District 6-6A Offensive Player of the Year in high school.

2025 SEASON GAME-BY-GAME

Date	Opponent	Pos	AB	R	H	RBI	2B	3B	HR	BB	SB	CS	HBP	SAC	SF	GDP	K	PO	A	E	Avg	
Feb 07	CHARLOTTE	*1b	3	2	2	1	1	0	0	0	0	0	0	1	0	0	0	1	0	0	.667	
Feb 07	CENTRAL ARK	*1b	3	0	0	0	0	0	0	0	0	0	0	0	0	0	2	5	0	0	.333	
Feb 08	CHARLOTTE	*1b	3	2	3	4	1	0	1	0	0	0	0	0	0	0	0	6	0	0	.556	
Feb 08	CENTRAL ARK	*1b	3	2	3	4	0	0	2	0	0	0	0	0	0	0	0	5	0	1	.667	
Feb 09	SOUTHEASTERN LA	*1b	3	0	0	1	0	0	0	0	0	0	0	0	1	0	0	8	0	0	.533	
Feb 14	UT ARLINGTON	*1b	3	1	1	2	1	0	0	0	0	0	0	0	0	0	0	5	0	0	.500	
Feb 14	NORTHWESTERN	*1b	3	1	0	0	0	0	0	1	0	0	0	0	0	0	1	2	0	0	.429	
Feb 15	NORTHWESTERN	*1b	3	0	2	1	0	0	0	0	0	0	0	0	0	0	0	6	0	0	.458	
Feb 15	VIRGINIA TECH	*1b	3	1	1	0	1	0	0	0	1	0	0	0	0	0	0	4	0	0	.444	
Feb 16	VIRGINIA TECH	*1b	4	1	1	1	1	0	0	0	0	0	0	0	0	0	2	9	1	0	.419	
Totals		10gs	31	10	13	14	5	0	3	2	0	0	0	1	0	1	0	5	51	1	1	.419

On base pct. .457 • Slugging pct. .871

EDWARDS' CAREER STATS

Year	avg	gp-gs	ab	r	h	2b	3b	hr	rbi	tb	slg%	bb	hbp	so	gdp	ob%	sf	sh	sb-att	po	a	e	fld%
2024	.167	3-2	6	2	1	0	0	0	0	1	.167	3	0	2	0	.444	0	0	0-0	0	0	0	.000
2025	.419	10-10	31	10	13	5	0	3	14	27	.871	2	1	5	0	.457	1	0	0-0	51	1	1	.981
TOTAL	.378	13-12	37	12	14	5	0	3	14	28	.757	5	1	7	0	.455	1	0	0-0	51	1	1	.981



SA'MYA JONES

77

Infield • 5-3 • Freshman • R/R • HS • Pearland, Texas (Glenda Dawson HS)

[Complete bio](#)

SINGLE-GAME SEASON HIGHS	
Hits	N/A
Doubles	N/A
Triples	N/A
Home Runs	N/A
Total Bases	N/A
RBI	N/A
Runs Scored	N/A
Walks	N/A
Hit By Pitch	N/A
Sacrifice Flies	N/A
Sac Hits	N/A
At Bats	N/A
Stolen Bases	1, Charlotte (02/07/25)
Putouts	N/A
Assists	N/A

SINGLE-GAME CAREER HIGHS	
Hits	N/A
Doubles	N/A
Triples	N/A
Home Runs	N/A
Total Bases	N/A
RBI	N/A
Runs Scored	N/A
Walks	N/A
Hit By Pitch	N/A
Sacrifice Flies	N/A
Sac Hits	N/A
At Bats	N/A
Stolen Bases	1, Charlotte (02/07/25)
Putouts	N/A
Assists	N/A

Freshman Season (2025)

- A two-time Offensive MVP at Glenda Dawson High School.
- Was named a PGF All-American playing club for the Hotshots.
- In 2021 with her 16U team, she helped the Hotshots Nationals win the Oklahoma City Top Club Championship and the Colorado Sparkler National Championship.

2025 SEASON GAME-BY-GAME

Date	Opponent	Pos	AB	R	H	RBI	2B	3B	HR	BB	SB	CS	HBP	SAC	SF	GDP	K	PO	A	E	Avg
Feb 07	CHARLOTTE	pr	0	0	0	0	0	0	0	0	1	0	0	0	0	0	0	0	0	0	.000
Feb 09	SOUTHEASTERN LA	pr	0	0	0	0	0	0	0	0	0	0	0	0	0	0	0	0	0	0	.000
Feb 15	NORTHWESTERN	pr	0	0	0	0	0	0	0	0	0	0	0	0	0	0	0	0	0	0	.000
Feb 15	VIRGINIA TECH	pr	0	0	0	0	0	0	0	0	0	0	0	0	0	0	0	0	0	0	.000
Feb 16	VIRGINIA TECH	pr	0	0	0	0	0	0	0	0	0	0	0	0	0	0	0	0	0	0	.000
Totals		Ogs	0	0	0	0	0	0	0	0	1	0	0	0	0	0	0	0	0	0	.000

On base pct. .000 • Slugging pct. .000

JONES' CAREER STATS

Year	avg	gp-gs	ab	r	h	2b	3b	hr	rbi	tb	slg%	bb	hbp	so	gdp	ob%	sf	sh	sb-att	po	a	e	fld%
2025	.000	5-0	0	0	0	0	0	0	0	0	.000	0	0	0	0	.000	0	0	1-1	0	0	0	.000
TOTAL	.000	5-0	0	0	0	0	0	0	0	0	.000	0	0	0	0	.000	0	0	1-1	0	0	0	.000



AVERY HODGE

82

Infield • 5-6 • Junior • L/R • TR • Richmond, Texas (Oklahoma)

SINGLE-GAME SEASON HIGHS	
Hits	2, #21/22 Northwestern (02/15/25) #21/22 Northwestern (02/14/25)
Doubles	N/A
Triples	N/A
Home Runs	N/A
Total Bases	2, #21/22 Northwestern (02/15/25) #21/22 Northwestern (02/14/25)
RBIs	2, Central Arkansas (02/07/25)
Runs Scored	2, #21/22 Northwestern (02/15/25)
Walks	3, Charlotte (02/07/25)
Hit By Pitch	N/A
Sacrifice Flies	1, Charlotte (02/08/25)
Sac Hits	N/A
At Bats	4, #17/18 Virginia Tech (02/15/25)
Stolen Bases	2, #17/18 Virginia Tech (02/16/25)
Putouts	2, #17/18 Virginia Tech (02/16/24)
Assists	2, Four Times

SINGLE-GAME CAREER HIGHS	
Hits	2, Five Times*
Doubles	1, Six Times*
Triples	1 vs. Central Arkansas (02/16/24)*
Home Runs	N/A
Total Bases	3, Three Times*
RBIs	2, Central Arkansas (02/07/25) vs. Stephen F. Austin (02/18/23)*
Runs Scored	2, Three Times*
Walks	3, Charlotte (02/07/25)
Hit By Pitch	1, Three Times*
Sacrifice Flies	1, Three Times*
Sac Hits	1, Miami (Ohio) (03/11/24)*
At Bats	4, Four Times*
Stolen Bases	2, #17/18 Virginia Tech (02/16/25) at Wichita St. (04/09/24)*
Putouts	3, Three Times*
Assists	5 at Texas Tech (03/16/24)*

* Includes games played at Oklahoma

Complete bio

Junior Season (2025)

- A two-time National Champion at Oklahoma.
- Prior to LSU, maintained a .278 batting average with 27 hits, 49 runs, 12 RBI and eight stolen bases.
- Had 21 hits, six extra-base hits, 28 runs and nine RBI last season with the Sooners.
- Tallied four hits, including two doubles and scored four runs in the 2024 WCWS.
- Played on the U.S. Women's National Team at the 2023 Japan All-Star Series.

2025 SEASON BATTING GAME-BY-GAME

Date	Opponent	Pos	AB	R	H	RBI	2B	3B	HR	BB	SB	CS	HBP	SAC	SF	GDP	K	PO	A	E	Avg
Feb 07	CHARLOTTE	*ss	1	0	0	0	0	0	0	3	0	0	0	0	0	0	0	1	0	0	.000
Feb 07	CENTRAL ARK	*ss	2	1	1	2	0	0	0	0	0	0	0	0	0	0	1	1	0	.333	
Feb 08	CHARLOTTE	*ss	0	1	0	1	0	0	0	1	0	0	0	0	1	0	0	0	1	0	.333
Feb 08	CENTRAL ARK	*ss	3	0	0	0	0	0	0	0	0	0	0	0	0	0	1	1	0	.167	
Feb 09	SOUTHEASTERN LA	*ss	2	1	0	0	0	0	1	0	0	0	0	0	0	0	2	2	1	.125	
Feb 14	UT ARLINGTON	*ss	1	1	0	0	0	0	1	1	0	0	0	0	0	0	1	2	1	.111	
Feb 14	NORTHWESTERN	*ss	3	1	2	0	0	0	0	0	0	0	0	0	0	0	1	0	0	.250	
Feb 15	NORTHWESTERN	*ss	2	2	2	0	0	0	0	0	0	0	0	0	0	0	1	1	0	.357	
Feb 15	VIRGINIA TECH	*ss	4	0	0	0	0	0	0	0	0	0	0	0	0	0	1	0	2	.278	
Feb 16	VIRGINIA TECH	*ss	2	0	1	0	0	0	1	2	0	0	0	0	0	0	2	2	0	.300	
Totals		10gs	20	7	6	3	0	0	0	7	3	0	0	0	1	0	3	9	11	2	.300

On base pct. .464 • Slugging pct. .300

HODGE'S CAREER STATS (AT OKLAHOMA)

Year	avg	gp-gs	ab	r	h	2b	3b	hr	rbi	tb	slg%	bb	hbp	so	gdp	ob%	sf	sh	sb-att	po	a	e	fld%
2023	.261	56-3	23	21	6	1	0	0	3	7	.304	2	0	1	0	.320	0	0	4-4	11	7	1	.947
2024	.284	63-25	74	28	21	5	1	0	9	28	.378	11	3	9	0	.389	2	1	4-5	44	68	6	.949
TOTAL	.278	119-28	97	49	27	6	1	0	12	35	.361	13	3	10	0	.374	2	1	8-9	55	75	7	.949

HODGE'S CAREER STATS (AT LSU)

Year	avg	gp-gs	ab	r	h	2b	3b	hr	rbi	tb	slg%	bb	hbp	so	gdp	ob%	sf	sh	sb-att	po	a	e	fld%
2025	.300	10-10	20	7	6	0	0	0	3	6	.300	7	0	3	0	.464	1	0	3-3	9	11	2	.909
TOTAL	.300	10-10	20	7	6	0	0	0	3	6	.300	7	0	3	0	.464	1	0	3-3	9	11	2	.909

2025 TV/Radio Chart



00
Jayden Heavenr
Pitcher / Utility
5-6 • Fr.-HS • L/L
Pace, Fla.



1
Sydney Peterson
Infield
5-5 • RS-Jr. • 1L • R/R
Stockton, Calif.



2
Maddox McKee
Utility
5-4 • So.-1L • L/R
Montgomery, Texas



3
Maia Townsend
Outfield
5-9 • Jr. - 2L • L/R
Morris, Ala.



4
McKenzie Redoutey
Outfield
5-6 • Sr.-3L • L/L
Franklin, N.C.




5
Ashley Vallejo
Pitcher
5-8 • RS-Sr. TR • R/R
New Waverly, Texas



6
Abigail Savoy
Infield
5-8 • Jr.- 2L • L/L
Branch, La.



7
Jalia Lassiter
Outfield
5-7 • Jr.-TR • R/R
Atmore, Ala.



9
Madilyn Giglio
Outfield
5-3 • Sr.-3L • L/R
Metairie, La.




10
Emilee Casanova
Pitcher
6-2 • RS-Sr.-3L • R/R
Amite, La.




12
Maci Bergeron
Catcher
5-4 • Jr.-2L • R/R
Rayne, La.




13
Danieca Coffey
Infield
5-6 • RS-Sr.-3L • L/R
Richwood, Texas



15
Jady Laneaux
Outfield
5-10 • So.-1L • L/R
Marietta, Ga.




16
Savanna Bedell
Utility
5-8 • So.-1L • L/L
Columbus, Ga.



18
Tatum Clopton
Pitcher
5-10 • RS-Jr.-RS • L/R
Lawrence, Kan.




20
Alix Franklin
Infield
5-7 • Fr.-HS • R/R
St. Amant, La.



22
Madyson Manning
Infield
5-9 • So.-1L • R/R
West Monroe, La.



23
Sierra Daniel
Utility
5-4 • So.-1L • L/R
Chandler, Ariz.



27
McKaela Walker
Infield
5-3 • Jr.-2L • R/R
Marietta, Ga.



28
Jada Phillips
Catcher / Utility
5-4 • Fr.-HS • R/R
Bradenton, Fla.



29
Sydney Berzon
Pitcher
6-0 • Jr.-2L • R/R
Buffalo, N.Y.




32
Zoe Calvez
Outfield
5-7 • Fr.-HS • L/R
Orlando, Fla.



33
Destiny Harris
Outfield
5-4 • Fr.-HS • R/R
Norfolk, Va.




42
Tori Edwards
Utility
5-11 • RS-Fr.-RS • R/R
Flower Mound, Texas




77
Sa'Mya Jones
Infield
5-3 • Fr.-HS • R/R
Pearland, Texas




82
Avery Hodge
Infield
5-6 • Jr.-TR • L/R
Richmond, Texas



Beth Torina
Head Coach
14th Season



Bryce Neal
Assistant Coach
2nd Season



Sandra Moton
Assistant Coach
7th Season



Zach Jermain
Director of Player
Performance & Analytics
2nd Season