



SEC Regular Season Champs: 2005, 2006, 2008 | **SEC Tournament Champs:** 1991, 2003 | **NCAA Final Fours:** 2004, 2005, 2006, 2007, 2008, 2023 | **National Champions:** 2023

2024-25 Schedule

Overall: 31-5 | SEC: 12-4
Home: 19-1 | Away: 6-3 | Neutral: 6-1

DATE	OPPONENT	TV	TIME/RESULT
11/4	Eastern Kentucky	SECN+	W, 95-44
11/8	Northwestern St.	SECN+	W, 95-36
11/12	Charleston Southern	SECN+	W, 117-44
11/15	Murray State	SECN+	W, 74-60
11/18	Troy	SECN+	W, 98-59
11/20	Tulane	SECN+	W, 85-74
11/25	Washington (1)	FloCollege	W, 68-67
11/27	#20 NC State (1)	FloCollege	W, 82-65
12/1	NC Central	SECN+	W, 131-44
12/5	Stanford (2)	ESPN2	W, 94-88 (OT)
12/8	Grambling State (3)		W, 100-54
12/15	ULL	SECN+	W, 85-57
12/17	Seton Hall (4)	FS1	W, 91-64
12/19	at UIC	ESPN+	W, 91-73
12/29	UAlbany	SECN+	W, 83-61
1/2	at Arkansas	SECN	W, 98-64
1/5	Auburn	SECN	W, 73-63
1/9	at #16 Tennessee	SECN+	W, 89-87
1/13	Vanderbilt	SECN	W, 83-77
1/19	at Florida	SECN	W, 80-63
1/23	at No. 2 South Carolina	ESPN	L, 56-66
1/26	Texas A&M	SECN	W, 64-51
1/30	No. 13 Oklahoma	ESPN2	W, 107-100
2/2	Mississippi St.	SECN	W, 81-67
2/6	at Missouri	SECN+	W, 71-60
2/9	No. 19 Tennessee	ESPN	W, 82-77
2/16	at No. 3 Texas	ABC	L, 58-65
2/20	Georgia	SECN	W, 79-63
2/23	at No. 14 Kentucky	ESPN	W, 65-58
2/27	at No. 20 Alabama	SECN	L, 85-88 (OT)
3/2	Ole Miss	SECN	L, 77-85
3/7	Florida (SECT)	SECN	W, 101-87
3/8	Texas (SECT)	ESPN2	L, 49-56
3/22	SDSU (NCAAT)	ESPN	W, 103-48
3/24	Florida State (NCAAT)	ESPN	W, 101-71
3/28	NC State (NCAAT)	ESPN	W, 80-73
3/30	UCLA (NCAAT)	ABC	2 p.m. CT

- 1 - Baha Mar Hoops Pink Flamingo Championship
2 - SEC/ACC Challenge
3 - Bossier City, La.
4 - Basketball HOF Showcase

Athletic Communications

Contact: Grant Kauvar
Email: gkauva1@lsu.edu
Cell: 720-771-2299



NCAA Tournament Elite 8

March 30, 2025
Spokane, Wash. | Spokane Arena
ESPN | 2:00 p.m. CT



Kim Mulkey (4th Season)	Head Coach	Cori Close (14th season)
30-4 (12-4 SEC)	Team Record	33-2 (15-2 Big 10)
W vs. NC State, 80-73	Last Game	W vs. Ole Miss, 76-62
85.5	Points Per Game	78.9
65.3	Points Allowed Per Game	57.7
46.0	Field Goal Percentage	48.5
37.0	Field Goal Percentage Defense	33.5
15.5	Assists Per Game	20.6
46.0	Rebounds Per Game	43.0
9.9	Steals Per Game	7.1
14.6	Turnovers Per Game	15.1
18.0	Turnovers Forced Per Game	14.9

On The Break

- LSU is in the Elite Eight for the third straight year and 11th time in program history. **Kim Mulkey** is the second coach with three Elite Eight appearances in her first four seasons at a school.
- LSU was the only team with multiple First Team All-SEC selections with **Flau'Jae Johnson**, **Aneesah Morrow** and **Mikaylah Williams**. It was the first time in program history with three First Team All-SEC. All three have received All-America recognition too.
- **Aneesah Morrow**, **Mikaylah Williams** and **Sa'Myah Smith** are the only teammate trio in NCAA Women's Tournament history to combine for 70+ points and 35+ rebounds in LSU's win over NC State.
- During LSU's second-round win over FSU, **Aneesah Morrow** and **Sa'Myah Smith** became the first frontcourt duo in NCAA Tournament history with 20-point double-doubles and 5 assists a piece.
- LSU is just the second team ever with back-to-back 100-point games in the NCAA Tournament, joining the 1988 Long Beach State team.
- LSU's first-round win over SDSU was a program record in a NCAA Tournament game with 103 points, surpassing the 102 points LSU scored in the 2023 NCAA Championship against Iowa.
- With 22 points against SDSU, **Flau'Jae Johnson** has scored 20+ points in four of LSU's past six NCAA Tournament games
- **Aneesah Morrow** continues to climb LSU's single-season rebounding list. Her 478 rebounds this season are the fourth most in program history, 15 shy of Mareer Jackson (1977-78).
- **Aneesah Morrow** is the only player this season across the country with 650+ points and 450+ rebounds
- With 30 double-doubles in 36 games, **Aneesah Morrow** leads the country in double-doubles. She is also the nation's top rebounder with 13.7 rpg and leads the country with 5.1 ORPG. She has four 20-rebound games this season and two 20/20 games.
- In LSU's win at Tennessee, **Aneesah Morrow** surpassed 2,500 career points and then against Vanderbilt she went over 1,500 career rebounds, becoming the eighth player in NCAA DI history to reach both milestones. She currently has the fifth most rebounds in NCAA DI history
- **Aneesah Morrow** ranks No. 1 among active NCAA DI players with 1,707 career rebounds and ranks No. 2 with 2,837 career points.
- **Aneesah Morrow's** 1,707 career rebounds rank No. 4 in NCAA history. She is five rebounds shy of reaching Jillian Alleyne ((Oregon, 2013-16), 1,712)

Last Game's Starters (LSU def. NC State, 80-73)

Last-Tear Poa: 0 points (0-1), 1 assist, 1 block
Flau'Jae Johnson: 3 points (1-8, 0-1 3FG), 5 rebounds, 4 assists, 1 block, 1 steal
Mikaylah Williams: 19 points (8-20, 0-4 3FG), 8 rebounds, 6 assists
Aneesah Morrow: 30 points (12-25, 2-4 3FG), 19 rebounds, 3 steals, 2 blocks
Sa'Myah Smith: 21 points (8-13), 11 rebounds, 2 blocks, 2 steals

Broadcast Information

Ryan Ruocco (pxp), Rebecca Lobo (analyst) & Holly Rowe (reporter)
 Lance Medow (pxp), Kim Adams (analyst)
 Patrick Wright (pxp), Shaeeta Williams (analyst)

UNIVERSITY

Location:	Baton Rouge, La.
Founded:	1860
Enrollment:	30,987
Nickname:	Tigers or Fighting Tigers
Colors:	Purple and Gold
Mascot:	Mike
Stadium:	Pete Maravich Assembly Center
Capacity:	13,215
Conference:	Southeastern
Band:	Bengal Brass Band

TEAM INFORMATION

Head Coach:	Kim Mulkey (4th Season)
2023-24 Record	31-6
Home	18-1
Away	8-2
Neutral	5-3
2023-24 SEC Record	13-3 (2nd in SEC)
Home	7-1
Away	6-2
Postseason	
SEC Tournament	2-1
NCAA Tournament	3-1
Final Ranking (AP/Coaches)	1/1
Starters Returning/Lost	3/2
Name of starters returning:	Flau'Jae Johnson, Mikaylah Williams, Aneesah Morrow
Name of Starters Lost:	Angel Reese, Hailey Van Lith
Name of others returning:	Amani Bartlett, Sa'Myah Smith, Last-Tear Poa, Izzy Besselman, Aalyah Del Rosario
Names of newcomers:	Mjracle Sheppard, Jersey Wolfenbarger, Kailyn Gilbert, Jada Richard, Shayeann Day-Wilson

PROGRAM HISTORY

First Season	1975-76
Season	50th
All-Time Record	1068-505
All-Time SEC Record	347-225
NCAA Tournament Appearances/Last	30/2025
NCAA Final Four Appearances/Last	6/2023
SEC Regular Season Titles/Last	3/2008
SEC Tournament Titles/Last	2/2003

PRONUNCIATION GUIDE

Amani Bartlett	uh-mah-nee
Shayeann Day-Wilson	shy-ANN
Flau'Jae Johnson	flah-jhay
Last-Tear Poa	last-teer POE-uh
Aneesah Morrow	uh-nee-suh
Mjracle Sheppard	Like Miracle
Jada Richard	ree-shard
Sa'Myah Smith	suh-MY-uh


LSU WOMEN'S BASKETBALL ROSTER

NO.	NAME	POS	HT.	CL.-EXP	HOMETOWN (PREVIOUS SCHOOL)
1	Mjracle Sheppard	G	5-10	SO-TR	Kent, Wash. – Montverde Academy (Miss. St.)
2	Amani Bartlett	F	6-3	SR-3L	Cleveland, Tex. – Houston Christian HS
4	Flau'Jae Johnson	G	5-10	JR-2L	Savannah, Ga. – Sprayberry HS
5	Sa'Myah Smith	F	6-2	RSO-2L	Texarkana, Tex. – DeSoto HS
8	Jersey Wolfenbarger	F	6-5	JR-TR	Fort Smith, Ark. – Northside HS (Arkansas)
12	Mikaylah Williams	G	6-0	SO-1L	Bossier City, La. – Parkway HS
13	Last-Tear Poa	G	5-11	SR-2L	Melbourne, Aus. – UC Senior Secondary College Lake Ginninderra (NW Florida St. College)
14	Izzy Besselman	G	5-10	JR-2L	Baton Rouge, La. – Episcopal HS
16	Kailyn Gilbert	G	5-8	JR-TR	Tampa Bay, Fla. – IMG Academy (Arizona)
23	Aalyah Del Rosario	C	6-6	SO-1L	Santa Domingo, DR – The Webb School
24	Aneesah Morrow	F	6-1	SR-1L	Chicago, Ill – Simeon HS (DePaul)
30	Jada Richard	G	5-7	FR-HS	Lafayette, La – Lafayette Christian Academy
50	Shayeann Day-Wilson	G	5-6	SR-TR	Toronto, Canada – Royal Crown HS (Miami (Fla.))


COACHING STAFF

Kim Mulkey	Head Coach
Alma Mater	Louisiana Tech (1984)
Career Record	754-123 / 24th Season
LSU Record	122-19 / 4th Season
Bob Starkey (3rd Season)	Associate Head Coach
Daphne Mitchell (4th Season)	Assistant Coach
Gary Redus II (3rd Season)	Assistant Coach
Kaylin Rice (4th Season)	Assistant Coach/Director of Recruiting
Seimone Augustus (1st Season)	Assistant Coach
Joe Schwartz (4th Season)	Assistant Director of Ops
Jennifer Roberts (4th Season)	Director of Player Personnel and Influence
Chante' Powers (4th Season)	Assistant Director of Ops/Recruiting
Jordin Westbrook (4th Season)	Chief of Staff
Renee' Braud (22nd Season)	Administrative Coordinator


By The Numbers



LSU is in the Sweet 16 for third season in a row. LSU won the NCAA Championship two years ago and reached the Elite 8 last year.



LSU set a program record for a NCAA Tournament game with 29 assists in the second-round vs. FSU.



Aneesah Morrow is the second player in NCAA DI history with 100 career double-doubles

On The Break

Smith, Morrow, Williams Power LSU Past NC State

The trio of Aneesah Morrow, Sa'Myah Smith and Mikaylah Williams powered LSU past NC State to advance to the Tigers' third straight Elite Eight. Morrow finished with 30 points and 19 rebounds, her 30th double-double this season, with 3 steals and 2 blocks. Smith recorded her second straight 20-point double-double with 21 points, 11 rebounds, 3 steals and 2 blocks. Williams had 19 points, 8 rebounds and 6 assists.

They are the only teammate trio this century to combine for 70+ points & 35+ rebounds in a women's NCAA Tournament game.

The only trio to do so in the men's tourney over that span was UNC's Barnes, Henson & Zeller in 2011.

Third Straight Elite Eight

LSU is back in the Elite Eight for the third year in a row and 11th time in program history. Coach Mulkey is just the second coach to lead a program to three Elite Eight appearances in their first four seasons at a school.

Second-Round Domination vs. Florida State

A huge third quarter performance pushed LSU past FSU in the second-round of the NCAA Tournament, 101-71. LSU shot a season-high 56.2-percent from the field and set a program record for an NCAA Tournament game with 29 assists. The post duo of Aneesah Morrow and Sa'Myah Smith both posted near triple-doubles. Morrow finished with 26 points, 11 rebounds and a career-high 7 assists with 2 steals. Smith has a season-high 20 points on a perfect 9-of-9 shooting, 12 rebounds, career-high 6 assists with 3 steals and a block. Mikaylah Williams poured in 28 points on 10-of-12 shooting, including 3-of-3 from beyond the arc.

Second Team Ever With Back-To-Back 100-Point NCAA Tournament Games

LSU has burned the nets in the first two rounds of the NCAA Tournament. The Tigers recorded a program record for points in a NCAA Tournament game with 103 in the first-round against SDSU, breaking the 102 points vs. Iowa in the 2023 National Championship. LSU backed up that performance with 101 points against FSU as LSU became the second team ever to score 100+ points in back-to-back NCAA Tournament games, joining the 1988 Long Beach State team.

LSU Rebounds In A Season

1. Angel Reese	555*	2022-23
2. Maree Jackson	539	1977-78
3. Maree Jackson	493	1976-77
4. Aneesah Morrow	478	2024-25

*SEC Record

Morrow Climbing NCAA DI Rebounds List

1. Courtney Paris (Oklahoma, 2006-09), 2,034
2. Wanda Ford (Drake, 1983-86), 1,815
3. Jillian Alleyne (Oregon, 2013-16), 1,712
5. Aneesah Morrow (DePaul/LSU), 1,707

Aneesah Morrow Career Double-Doubles

Season	School	Rank	Double-Doubles
2021-22	DePaul	No. 2	27
2022-23	DePaul	No. 3	25
2023-24	LSU	TNo. 5	22
2024-25	LSU	No. 1	30
Total			104

Sharing The Ball For A Program Record

LSU set a program record for an NCAA Tournament game with 29 in the Tigers' second-round win over Florida State. Leading the team were LSU's two starting post players. Aneesah Morrow had a career-high 7 assists and Sa'Myah Smith had a career-high 6 assists. The two forwards combined for just three turnovers. Point guard Shayeann Day-Wilson had 5 turnovers with 0 turnovers.

Morrow and Smith were the first frontcourt duo in NCAA Tournament history with 20-point double-doubles and 5 assists a piece.

Tigers Clicking In First-Round Win Over SDSU

Six LSU players scored in double figures and the Tigers scored 103 points, the most in program history in a NCAA Tournament game. Flau'Jae Johnson recorded her fourth consecutive NCAA Tournament game with over 20 points. Aneesah Morrow recorded her 28th double-double of the season. Shayeann Day-Wilson scored a season-high 11 points, sinking three threes. LSU had 45 points from its bench and the Tigers dominated every aspect of the game.

LSU has set three program scoring records throughout the season:

- 108 vs. Oklahoma - Most LSU points in a SEC game
- 101 vs. Florida- Most LSU points in a SEC Tournament game
- 103 vs. SDSU - Most LSU points in a NCAA Tournament game

LSU's previous NCAA Tournament record was 102 points against Iowa which is a NCAA Championship game record.

Flau'Jae With Four 20+ Point Games In NCAA Tournament In LSU's Past Six

Going back to last year's NCAA Tournament, Flau'Jae Johnson has scored 20+ points in four of LSU's past six playoff games:

- 2024 Second-Round vs. MTSU - 21 points
- 2024 Sweet 16 vs. UCLA - 24 points
- 2024 Elite Eight vs. Iowa - 23 points
- 2025 First-Round vs. SDSU - 22 points

Fourth Straight Year As A No. 3 Seed

For the fourth year in a row, LSU is a No. 3 seed in the NCAA Tournament and will host first- and second-round games in the PMAC:

- 2022: Second round loss vs. Ohio State
- 2023: National Champions
- 2024: Elite Eight loss vs. Iowa
- 2025: TBD

TIGER TRENDS

	2024-25	Mulkey*	Streak
November	8-0	28-2	W16
December	7-0	27-0	W27
January	7-1	25-7	W2
February	5-2	25-3	L1
March	4-2	17-6	W3
April	0-0	1-1	L1

LSU's Conference Record...

at home	7-1	29-3	L1
on the road	5-3	25-8	L1
neutral	1-1	4-4	L1

LSU's Non-Conference Record...

at home	12-0	38-2	W26
on the road	1-0	5-0	W6
neutral	5-0	16-2	W5

LSU's Record In Games...

decided by 10 or less	9-5	35-13	W1
decided by 5 or less	2-1	11-5	L1
decided by 3 or less	2-1	7-3	L1
that go to overtime	1-1	2-1	L1

LSU's record when scoring...

less than 50 points	0-1	0-1	L9
50+ points	31-4	122-18	W4
60+ points	31-2	119-16	W4
70+ points	28-2	103-10	W4
80+ points	24-1	71-2	W4

LSU's record when allowing...

50 or fewer points	5-0	33-0	W53
60 or fewer points	12-1	66-1	W1
70 or fewer points	21-3	100-6	W1
71+ points	10-2	21-13	W3

LSU's record when...

leading after the 1st qtr	21-2	99-7	W4
trailing after the 1st qtr	9-2	16-11	L2
tied after the 1st qtr	1-1	5-1	L1
leading at halftime	24-2	100-7	W3
trailing at halftime	6-3	15-10	W1
tied at halftime	1-0	4-2	W1
leading after the 3rd qtr	28-2	110-6	W4
trailing after the 3rd qtr	3-3	10-13	L3
tied after the 3rd qtr	0-0	1-0	W1
the game goes to overtime	1-1	3-1	L1

*Coach Mulkey at LSU

TRACKING THE STARTERS

Day-Wilson, Johnson, Williams, Morrow, Smith	14-3
Poa, Johnson, Williams, Morrow, Wolfenbarger	6-0
Poa, Johnson, Williams, Morrow, Smith	5-0
Day-Wilson, Johnson, Williams, Morrow, Wolfenbarger	2-0
Poa, Sheppard, Williams, Morrow Smith	1-1
Richard, Johnson, Williams, Morrow, Smith	1-0
Day-Wilson, Johnson, Williams, Morrow, Bartlett	1-0
Poa, Johnson, Williams, Smith, Wolfenbarger	1-0
Poa, Gilbert, Williams, Morrow, Smith	0-1

Bold Indicates Most Recent Starting Group

LSU's 2024-25 100-Point Games

LSU 117, Charleston Southern 44
LSU 131, N.C. Central 44
LSU 100, Grambling 54
LSU 107, Oklahoma 100 (LSU program record in a SEC game)
LSU 101, Florida 87 (LSU Program record SECT Game)
LSU 103, SDSU 48 (LSU Program Record for NCAAT Game)
LSU 101, FSU 101 (Second team ever with back-to-back 100-pt. games in NCAAAT)

2024-25 Honors/Awards

Flau'Jae Johnson

- Preseason First Team All-SEC (Coaches and Media)
- Preseason CO-SEC Player of the Year (Media)
- Ann Meyers Drysdale SG Top-5 Finalist
- Wooden Award National Ballot
- Wade Trophy Watchlist
- First Team All-SEC
- AP Third Team All-America
- USBWA Third Team All-America
- WBCA All-America Finalist

Aneesah Morrow

- Preseason First Team All-SEC (Coaches and Media)
- Preseason CO-SEC Player of the Year (Media)
- Katrina McClain PF Top-5 Finalist
- Naismith Trophy Watchlist
- Wade Trophy Watchlist
- Naismith Defensive Player of the Year Watchlist
- SEC Player of the Week (12/3, 12/23, 1/14)
- Naismith Trophy Player of the Week (1/20)
- First Team All-SEC
- USBWA First Team All-America
- AP Second Team All-America
- WBCA All-America Finalist

Mikaylah Williams

- Preseason Second Team All-SEC (Coaches and Media)
- Cheryl Miller SF Top-5 Finalist
- Naismith Trophy Preseason Watchlist
- SEC Player of the Week (12/10)
- First Team All-SEC
- AP All-America Honorable Mention
- WBCA All-America Finalist

In The Polls

LSU Week-By-Week	AP	Coaches
Preseason	7	7
Week 1	7	7
Week 2	7	7
Week 3	7	7
Week 4	5	5
Week 5	4	4
Week 6	5	3
Week 7	6	3
Week 8	6	4
Week 9	6	4
Week 10	5	4
Week 11	5	4
Week 12	7	5
Week 13	6	4
Week 14	5	5
Week 15	7	7

Embrace The Future

LSU signed four five-star recruits on national signing day to ink the nation's No. 1 class for the second time in three years.

Divine Bourrage

Guard | 6-0 | Davenport, Iowa
She was the Gatorade Player of the Year in Iowa during her junior season last year, averaging 19.8 points, 9.3 rebounds, 5.6 assists and 3 steals throughout the season to become the first player from Davenport North High School to garner the award.

Bella Hines

Guard | 5-10 | Albuquerque, New Mexico
The New Mexican Player of the Year in both of the past two seasons. Her scoring ability was recently on display when she dropped 50+ points in a back-to-back games and broke the Grind Session single-game scoring record with 53.

ZaKiyah Johnson

Guard | 6-1 | Shelbyville, Kentucky
One of the most decorate athletes in the history on Kentucky high school sports. In three seasons, Johnson has three KHSAA state championships, three Kentucky Gatorade Player of the Year honors and she earned a gold medal with the Team USA U18 FIBA Women's AmeriCup team.

Grace Knox

Forward | 6-3 | Las Vegas, Nevada
Knox transferred to Etiwanda High School in Los Angeles where she averaged 17.2 points and 11.9 rebounds as a junior, leading the team to a national championship and the California Open Division So-Cal Region California State Championship.

Three LSU All-Americans

- Aneesah Morrow
- USBWA First Team All-America
 - AP Second Team All-America
- Flau'Jae Johnson
- USBWA Third Team All-America
 - AP Third Team All-American
- Mikaylah Williams
- AP All-America Honorable Mention

Shorthanded LSU Battles Texas In SEC Tournament Semifinals

Despite being shorthanded, LSU battled AP No. 1 Texas to the brink in the semifinals of the SEC Tournament. The Tigers missed Flau'Jae Johnson during the SEC Tournament with shin inflammation. Aneesah Morrow reaggrieved a mid-foot sprain early the the second half against Texas. Already down two First Team All-SEC players, Mikaylah Williams saw limited second half action in foul trouble. Despite playing without its three First Team players, LSU played Texas tightly, 49-56.

LSU and Morrow Set Records Against Florida at SEC Tournament

LSU set a program record for points in a SEC Tournament game in the quarterfinals with a 101-87 win over Florida. Aneesah Morrow set the program record for points in a SEC Tournament game with 36 on 15-21 shooting. She also grabbed 14 rebounds.

Coach Bob Starkey led the team as Coach Mulkey did not arrive in Greenville until Friday after after a death in the family. After the game she advocated for Bob Starkey to be inducted into the Women's Basketball Hall of Fame. The career-assistant has been apart of six Final Four runs at LSU, including the 2023 National Championship. He also led LSU to the 2007 Final Four as an interim head coach.

Three First Team All-SEC Selections

Flau'Jae Johnson, Aneesah Morrow and Mikaylah Williams all received First Team All-SEC honors. It is the first time in program history with three players on the first team. LSU becomes to fifth school to have three first team players. Those five teams have combined to have three first team selections 10 times, most recently South Carolina in 2016.

Morrow Becomes Second Player In NCAA DI History With 100 Double-Doubles

Player, School	Seasons	Double-Doubles
Courtney Paris, Oklahoma	2006-09	128
Aneesah Morrow, DePaul/LSU	2020-Present	102

Senior Day vs. Ole Miss

LSU honored four seniors during halftime of the regular season finale against Ole Miss. Amani Bartlett (at LSU 4 years), Last-Tear Poa (3 years), Aneesah Morrow (2 years) and Shayeann Day-Wilson (1 year) will be honored. Bartlett will become the first four-year player under Coach Mulkey who is in her fourth season at LSU. Bartlett and Poa were both on the 2023 National Championship roster.

Williams Reaches 1,000 Career Points

Mikaylah Williams surpassed 1,000 career points with 22 points in LSU's loss at Alabama. The sophomore has been a scoring sensation in her two years at LSU. In her fourth career game she scored 42 points, setting a program freshman scoring record in the NCAA era. She has games this season with 32 and 37 points and has hit clutch baskets all season long. In 64 career games, Williams has shooting splits of 47-38-83.

Mulkey Reaches 750 WinsIn Comeback Win at Kentucky

LSU trailed Kentucky by as many as 16 points in the second quarter and were down by 12 points at halftime, but the Tigers rallied in the second half to clinch a top-four seed in the SEC Tournament with a 65-58 win. LSU outscored Kentucky by 17 in the third quarter to surge ahead and claim the lead. The fourth quarter was tight and LSU held a one-point lead with under a minute remaining when Mikaylah Williams knocked down a three that helped clinch the victory. It marked LSU's second comeback in the second half this season when trailing by double figures.

The win marked the 750th victory for Coach Kim Mulkey, doing so in 870 game with a .862 winning percentage. She was the fastest coach in NCAA DI history - men's or women's - to reach both 600 and 700 victories. She is on track to be the quickest to 800 too.

Milestone Tracking In Tuscaloosa

Numerous LSU players are in search of reaching career milestones during LSU's trip to Tuscaloosa. Aneesah Morrow has 99 career double-doubles as she looks to join Courtney Paris (128 double-doubles at Oklahoma) as the only other player in NCAA DI history with 100 double-doubles. Mikaylah Williams is 12 points shy of reaching 1,000 in her career and Flau'Jae Johnson needs 7 points to reach 1,500.

Double Double-Doubles For Smith and Wolfenbarger Against Georgia

Sa'Myah Smith and Jersey Wolfenbarger both recorded double-doubles in LSU's 79-63 win over Georgia. Smith had 11 points and 12 rebounds and Wolfenbarger finishd with 16 points and 12 rebounds. LSU's two starting posts were productive in the absence of Aneesah Morrow who was out with foot soreness, but she is expected back next game. Flau'Jae Johnson scored a team-high 21 points, Kailyn Gilbert finished with 15 points off the bench and Mikaylah Williams had 12 points as five Tigers scored in double figures.

Flau'Jae Johnson Records Fourth 25-5-5 Game

vs. Murray State (11/15) 25 points, 7 rebounds, 5 assists
vs. Troy (11/18) 27 points (tied career-high), 9 rebounds, 5 assists
vs. Tulane (11/20) 25 points, 12 rebounds, 5 assists
vs. Oklahoma (1/30) 25 points, 5 rebounds, 5 assists
According to ESPN Stats, Johnson is one of three LSU players over the past 25 seasons with multiple 25-5-5 games in a season. The other two are Angel Reese and Khayla Pointer.

Flau'Jae Johnson Kay Yow Servant Leader

Flau'Jae Johnson has continuously used her platform to give back. When she found out during her freshman season that Coach Bob Starkey would donate one dollar for every student in attendance at LSU's Play4Kay game, Johnson decided to match it. She matched it again last season a sophomore and will do so once again this year.

The Kay Yow Cancer Fund selected Johnson as one of its "servant leaders" for this season and she has worn a patch on her jersey for it all year long. Recipients of the Servant Leader Award are people of great character who put the needs of others before their own, who uplift others, and who do it with grace and humility. They are nominated by their coach, and are people who exemplify Coach Yow's spirit and who reflect her resolve, grace, generosity, and servant's heart.

Tigers Fall In Hard Fought Battle At No. 3 Texas

The LSU trio of Mikaylah Williams (18), FlauJae Johnson (16) and Aneesah Morrow (15) combined for 49 points, but LSU fell on the road at No. 3 Texas, 65-58. The Texas bench outscored LSU's bench, 20-5, as no player outside of those three scored more than three points for the Tigers. Morrow grabbed 20 rebounds in the game, her fourth 20+ rebound game this season. LSU led by as many as 12 points in the third quarter, but Texas ratcheted up its defense and started to make shots on the offensive end to rally a comeback and extend its home winning streak to 21 games.

Bench Play Lifts LSU To Victory at home against Tennessee

LSU's bench outscored Tennessee's 36-6 to help the Tigers knock off the Lady Vols twice in a season for the first time in program history. Midway through the third quarter, LSU had two starters - FlauJae Johnson and Aneesah Morrow - on the bench in foul trouble. Kailyn Gilbert, who finished with a game-high 23 points, poured in 15 points in the third quarter and 21 total in the second half. The Tigers also had Jada Richard scored 5 points in five minutes of action and Mjiracle Sheppard chipped in 8 points.

LSU Battle To Victory At Missouri

Although Missouri controlled the pace of play and held LSU to a season-low 3 fast break points, LSU battled to earn a hard fought road victory, 71-60. Both FlauJae Johnson and Mikaylah Williams knocked down three three-pointers. Aneesah Morrow picked up her 22nd double-double of the season with 13 points and 14 rebounds (9 offensive). The Tigers also got good bench contributions from Mjiracle Sheppard who had 11 points and 7 rebounds and Jada Richard who finished the game with 6 points.

LSU Stays Hot In Win Over Mississippi State

After LSU sank 12 threes against Oklahoma, the Tigers stayed hot from long range against the Bulldogs with 9 made threes on their way to a 81-67 win to begin February. FlauJae Johnson and Mikaylah Williams both made four threes and scored at least 20 points. Johnson also tied her career-high with 4 blocks, holding MSU's leading scorer to 9 points. Aneesah Morrow had another massive game with 18 points and 20 rebounds, her third 20-rebound game this season. Jersey Wolfenbarger added 12 points and 7 rebounds.

Tigers Win In Noteworthy Game Against Oklahoma, 107-100

LSU lead by as many as 24 points in the third quarter, but Oklahoma's 1-2-2 press combined with LSU's turnovers allowed the Sooners to get within one point with under a minute remaining. Holding a one-point lead, LSU grabbed two offensive rebounds before Mikaylah Williams hit a dagger three to cap off a 37-point game. FlauJae Johnson and Aneesah Morrow both score over 20 points too as LSU's big three combined to score 83 points. Johnson and Williams became the first duo to have 25-5-5 games in the same contest against an AP Ranked opponent in the last 25 years.

LSU's 107 points set a program record points in a SEC game. The game marked the fourth in LSU history where both teams scored at least 100 points, but the previous three went to overtime. It marked the first time in SEC history where both teams scored 100 points in regulation.

Johnson (25p, 5r, 5 a) and Williams (37p, 7r, 5a) are the only teammates with at least 25-5-5 in the same game against an AP ranked team over the past 25 seasons.

Multiple Players With 20+ Points In 12 games

LSU has had numerous duos and trios where each player scored over 20+ in numerous games throughout the season. There have been six unique duos to do so and in the Stanford, Tennessee Vanderbilt and Oklahoma games LSU had three players score 20+ apiece:

Aneesah Morrow, FlauJae Johnson - 7 games
Aneesah Morrow, Mikaylah Williams - 7 games
FlauJae Johnson, Mikaylah Williams - 4 games
FlauJae Johnson, Kailyn Gilbert - 2 games
Mikaylah Williams, Kailyn Gilbert - 1 game
Aneesah Morrow, Kailyn Gilbert - 1 game
FlauJae Johnson, Mikaylah Williams, Aneesah Morrow - 2 games
Aneesah Morrow, FlauJae Johnson, Kailyn Gilbert - 1 game
FlauJae Johnson, Mikaylah Williams, Kailyn Gilbert - 1 game

*For games where three players scored 20+, this list also counts 1 game for each two-player combo in that trio

Grind-It-Out Win Over Texas A&M

After LSU's game at South Carolina was pushed back to Friday, LSU had a quick turnaround to host Texas A&M on Sunday. The Tigers grinded out a 64-51 win on short rest. For the second game in a row, LSU did not shoot the ball well, making just 32-percent of shots. But for the third straight game LSU held its opponent to below 70 points and under 39.9-percent from the field. The Tigers grabbed 30 offensive rebounds, the most in program history for an SEC game.

56 Offensive Rebounds In Two Games

LSU has set program marks for offensive rebounds in a SEC game in two straight contests. The Tigers grabbed 38 offensive rebounds at South Carolina and then grabbed 30 two days later against Texas A&M.

Alumni Weekend

LSU is expecting roughly 120 women's basketball alumni were back on campus for LSU's game against Texas A&M, celebrating 50 Years of LSU Women's Basketball. Players going all the way back to the first team from 1975-76 were here up to players who have played in the 2020s.

Tigers Drop First Game Of The Season At South Carolina

LSU started the season 20-0, but a trip to Columbia ended the Tigers' unbeaten hope, 56-66. LSU turned the ball over 17 times which led to 22 South Carolina points off turnovers. LSU was also unable to keep South Carolina off the foul line as the Gamecocks went 18-26 from the charity stripe compared to LSU's 7-9. Both team made 23 field goals and LSU won the rebounding battle, 51-39. The Tigers hauled in 28 offensive rebounds, but only scored 22 second chance points. LSU shot 50-percent in the first quarter, but didn't shoot above 30-percent in the final three quarters.

LSU's 20-0 Start To The Season

LSU started the season 20-0, marking the second time in three season and in program history the Tigers won their first 20 games. LSU started the 2022-23 season 23-0. Like that year's team, this year's team lost its first game on the road at South Carolina. The 2022-23 team ultimately claimed the program's first national championship.

Johnson, Morrow and Williams lead LSU in win at Florida

For the second game in a row, LSU's big three led LSU to victory at Florida. Aneesah Morrow

Coach Mulkey's WNBA Draft Picks

Player	Year	Team	Round	Pick
Sheila Lambert	2002	Charlotte	1	7
Danielle Crockrom	2002	Utah	1	11
Steffanie Blackmon	2005	Seattle	3	38
Sophia Young	2006	San Antonio	1	4
Bernice Mosby	2007	Washington	1	6
Angela Tisdale	2008	Chicago	3	33
Jessica Morrow	2009	Atlanta	3	27
Britney Griner	2013	Phoenix	1	1
Brooklyn Pope	2013	Chicago	3	28
Odyssey Sims	2014	Tulsa	1	2
Niya Johnson	2016	Atlanta	3	28
Alexis Jones	2017	Minnesota	1	12
Alexis Prince	2017	Phoenix	3	29
Kristy Wallace	2018	Atlanta	2	16
Kalani Brown	2019	Los Angeles	1	7
Chloe Jackson	2019	Chicago	2	15
Lauren Cox	2020	Indiana	1	3
Te'a Cooper	2020	Phoenix	2	18
Juicy Landrum	2020	Connecticut	3	35
Khayla Pointer	2022	Las Vegas	2	13
Faustine Aduwa	2022	Las Vegas	3	35
LaDazhia Williams	2023	Indiana	2	16
Alexis Morris	2023	Connecticut	2	22
Angel Reese	2024	Chicago	1	7

LSU's WNBA Draft Picks

Player	Year	Team	Round	Pick
Elaine Powell	1999	Orlando	4	50
Katrina Hibbert	2000	Seattle	4	57
Marie Ferdinand	2001	Utah	1	8
April Brown	2001	Indiana	4	51
Aiysha Smith	2003	Washington	1	7
DeTrina White	2003	Indiana	2	20
Ke-Ke Tardy	2003	San Antonio	2	25
Doneeka Hodges	2004	Los Angeles	2	25
Temeka Johnson	2005	Washington	1	6
Seimone Augustus	2006	Minnesota	1	1
Scholanda Dorrell	2006	Sacramento	1	14
Sylvia Fowles	2008	Chicago	1	2
Erica White	2008	Houston	2	17
Quianna Chaney	2008	Chicago	2	19
Allison Hightower	2010	Connecticut	2	15
LaSondra Barrett	2012	Washington	1	10
Theresa Plaisance	2014	Tulsa	3	27
Raigyne Moncrief-Louis	2018	Las Vegas	3	25
Khayla Pointer	2022	Las Vegas	2	13
Faustine Aduwa	2022	Las Vegas	3	35
LaDazhia Williams	2023	Indiana	2	16
Alexis Morris	2023	Connecticut	2	22
Angel Reese	2024	Chicago	1	7

recorded her 10th straight double-double, the 92nd of her career, with 20 points and 10 rebound. Mikaylah Williams scored 22 points with 8 rebounds. Flau'Jae Johnson had 19 points. LSU's defense forced 24 Florida turnovers and the Tigers only committed 9 turnovers. LSU outscored Florida 35-9 in points off turnovers.

25 20-win Seasons In A Row For Mulkey

In her 25th season as a head coach, Kim Mulkey has surpassed 20 wins every season. Not counting this season currently in progress, Mulkey's teams have averaged over 30 wins per seasons. She has 12 30+ win seasons, including one 40-0 season. She has only lost 10+ games twice in her 25-year head coaching career.

Big Three Lead LSU In Close Win Over Vanderbilt

LSU's big three of Flau'Jae Johnson, Aneesah Morrow and Mikaylah Williams combined to score 68 points in LSU's 83-77 win over Vanderbilt. Morrow had 23 points and 15 rebounds, her eighth game with at least 20 and 15 this season. Johnson led LSU with 25 points to go with 5 rebounds and 4 assists. Mikaylah Williams scored 20 points with 5 rebounds and 5 assists. There were 13 lead changes and seven ties throughout the game and LSU's final margin of six points was the largest lead either team held throughout the game. The game was tied after the first and second quarters before LSU brought a one-point lead into the final quarter.

Finding Different Ways To Win

LSU has found ways to win games in about every type of game a team can win games. The Tigers have blown teams out, they have pulled major comebacks, won in overtime, they have won games that were neck-and-neck for 40 minutes, and they have won games in which they held a substantial lead, lost it, but ultimately came out on top. LSU trailed Stanford for 38 minutes and Washington for 24 minutes. Kailyn Gilbert hit a game winner against UW and Mikaylah Williams nailed a late jumper against Stanford to force OT after LSU trailed by six with 40 seconds left. At Tennessee, LSU led by as many as 18 in the second quarter, but the Lady Vols took a two-point lead in the fourth quarter before Gilbert ultimately hit another last-second game winner. Against Vanderbilt there were seven ties and 13 lead changes and LSU's final six point edge was the largest lead throughout the whole game by either team.

Morrow Becomes Eighth Player With 2,500 Points and 1,500 rebounds

Throughout her career, Aneesah Morrow has not only continuously put up massive numbers, but she has done so on a consistent basis. A significant amount of players throughout NCAA DI history have scored over 2,500 points and there is also a significant list of players who have 1,500 rebounds. But when you combine both stats, there have only been eight players to record both numbers. Morrow became the eighth in January after surpassing 2,500 points at Tennessee (1/9) and 1,500 rebounds the following game against Vanderbilt (1/13)

Player	School, Years
Courtney Paris	Oklahoma, 2006-09
Wanda Ford	Drake, 1983-86
Patricia Hoskins	MVSU, 1986-89
Chiney Ogumike	Stanford, 2011-14
Cheryl Miller	USC, 1983-86
Cheryl Taylor	Tennessee Tech, 1983-87
Liz Kitley	Virginia Tech, 2019-24
Aneesah Morrow	DePaul 2021-23 and LSU 2023-Present

Tiger Trio Scores 20+ to Secure Third Straight Win In Knoxville

LSU became just the second team ever to win three consecutive games at Tennessee in Thompson-Boling Arena. The Tigers were propelled by a trio of players who scored 20+ points. Mikaylah Williams also played a big role with 16 points.

Aneesah Morrow continued to play dominant basketball as she became the first player in the nation this season to secure two 20/20 games. She finished with 23 points and 21 rebounds. Eight of the rebounds came on the offensive end, half of LSU's offensive rebounds which helped LSU outscore Tennessee 24-14 in second chance points. In the game, Morrow surpassed 2,500 career points. It marked her 16th double-double this season and her eighth consecutive. It was also her 90th double-double of her career, tied for the third most in NCAA DI history.

Kailyn Gilbert once again was a spark off the bench for LSU as she finished with 22 points and 5 rebounds. Coach Mulkey put the ball in her hands with the game on the line and her left-hander, floater hook shot with 0.9 seconds remaining propelled LSU to victory.

Flau'Jae Johnson continued to stuff the stat sheet. It was her 10th 20 points game this season as she finished with 20 points, 8 rebounds, 3 assists, 2 steals and a block.

KG and the K Stands For Klutch

Kailyn Gilbert has been potent this year coming off the bench. She has taken her game to another level in clutch situations. She has hit big shots in the final minute of numerous games to allow LSU to remain unbeaten. When LSU was playing Washington in the Bahamas, Gilbert sliced through the lane to the left block and hit a scooping, left handed layup to give LSU a one-point lead with less than a second remaining. At home against Stanford, LSU trailed by 6 with 40 seconds remaining. Gilbert launched a contested three with 17 seconds remaining which cut the lead to two and set up Mikaylah Williams last second shot to send the game to overtime. Then at #16 Tennessee, Gilbert had the ball with 21.1 seconds left and dribbled around the top until making her move towards the hoop with 5 seconds left. She hit a circus, floater hook shot with her left hand to put LSU up by two with less than a second remaining.

Balanced Attack Leads LSU In Route Of Arkansas

Seven Tigers scored at least 8 points in LSU's 98-64 win at Arkansas to open SEC play. Kailyn Gilbert led the Tigers with 16 points off the bench. Aneesah Morrow extended her double-double streak to 6 games with 11 points and 10 rebounds. Flau'Jae Johnson also recorded a double-double with 15 points and 10 rebounds. Mikaylah Williams was an efficient 5-7 for 14 points. Last-Tear Poa made her first three of the season, scoring 9 points of 3-4 from beyond the arc. Jersey Wolfenbarger had 8 points and 5 rebounds in her return to Arkansas. Shayeann Day-Wilson led LSU with 8 assists to just 2 turnovers.

Morrow's Homecoming To Chicago

LSU's final game before the Christmas break was a homecoming game for Aneesah Morrow as the Tigers played at UIC. Visiting her high school, Morrow's Simeon No. 24 jersey was retired. The Chicago native continued to tear through the early part of the season with 19 points, 13 rebounds, 4 steals, 3 assists and 2 blocks. Recording her 86th career double-double, Morrow climbed to No 5 in all-time double-doubles.

Morrow and Williams Have Big Outings Against Seton Hall

Aneesah Morrow and Mikaylah Williams shined bright in LSU's win over Seton Hall. Williams made six threes, tied for the eighth most in a game in LSU history, and finished with 22 points, 5 rebounds, 5 rebounds and a steal. Her three consecutive threes to begin the second quarter propelled the Tigers to a 30-10 second quarter to build their lead.

Morrow was purely dominant, recording her nation-leading 11th double-double with 24 points and 19 rebounds - her fourth straight game with 15+ rebounds. She also added 3 steals, 2 assists and a block.

Morrow Cracks Top-25 For NCAA DI Career Rebounds

Aneesah Morrow is a rebounding machine and is the active career leader in NCAA DI. With 19 boards against Seton Hall, Morrow moved to No. 25 all-time with 1,412 career rebounds.

Career Day For Jersey Wolfenbarger Leads LSU Past ULL

Jersey Wolfenbarger had career-highs with 18 points and 15 rebounds in her first start of the season to help lead LSU past ULL.

Flau'Jae Johnson Donates \$10K to Single Moms During Holiday Season

For the second year in a row, LSU partnered with the Healing Place Church Dream Center to put on Christmas Clubhouse, serving underprivileged youth in North Baton Rouge by giving them a special holiday experience.

Growing up with a single mom, Flau'Jae Johnson understands the difficulties they can face during the holiday season. At this year's event Johnson announced that she would donate \$2,500 to four single moms - two in Baton Rouge and two in her hometown of Savannah, Georgia - for a total of \$10K during this holiday season.

Pre Holiday Hoops

Following Sunday's game against Louisiana-Lafayette, LSU has two more games before a holiday break until Dec. 29. LSU will face Seton Hall in Basketball Hall of Fame Showcase on FS1. The game will be in the Mohegan Sun Arena. Mohegan Sun is the same resort where much of the Basketball Hall of Fame festivities take place. Coach Kim Mulkey is part of the Naismith Class of 2020 and Seimone Augustus was inducted earlier this year.

LSU's final game before Christmas will be against Illinois-Chicago as Aneesah Morrow gets her homecoming game. Morrow starred at Simeon High School, playing for her mom. Simeon is known for the men's basketball players it has produced such as Nick Jackson, Derrick Rose and Jabari Parker. Morrow is the most notable women's basketball player to come out of Simeon.

Flau'Jae Johnson Scoring 20+ Points

After averaging 12.9 points through her first two seasons at LSU, Flau'Jae Johnson has upped her scoring to start her junior season. The increased scoring goes back to the NCAA

Tournament last season where she scored 20+ points in the final three games of the year. She has carried that March momentum into this season. Including the three tournament games, Johnson has scored 20+ points in 11 of the past 14 games.

Mikaylah Williams Homecoming

LSU's game against Grambling marked a homecoming in Bossier City for Mikaylah Williams. Over 8,000 people came out as the Parkway High School standout returned to her hometown. Prior to the game, Parkway announced it would retire Williams' No. 12 high school jersey.

Mikaylah Williams Bounces Back After Going Scoreless Against Washington

When Mikaylah Williams went 0-9 against Washington, it marked the first time of the sophomore's career that she held scoreless. In four games since then, she has averaged 20.5 ppg and is shooting 56-percent from the field and 52-percent from three.

Tigers Complete Comeback and Force OT vs. Stanford To Remain Unbeaten

LSU trailed by six points with 40 seconds remaining against Stanford. By Kailyn Gilbert hit a three, Flau'Jae Johnson forced a turnover and Mikaylah Williams hit a turnaround jumper with 4 seconds remaining to force overtime. LSU outscored Stanford by 6 in overtime to win, 94-88. ESPN gave Stanford a 99.8-percent chance of winning in the last minute, but the Tigers found a way.

Williams finished the game with 32 points (12-18, 5-9 3FG) and 9 rebound, hitting big shot after big shot to keep the Tigers alive. Gilbert delivered 25 points (9-12, 1-2 3FG) and 4 assists off the bench. Flau'Jae Johnson scored 21 points (8-20, 3-8 3FG) to give three Tigers 20-point scoring nights. LSU led briefly in the first minute of the game, but then never held the lead again until Williams connected on a three on the first possession of overtime. It was LSU's second down-to-the-wire, comeback win over the past four games. Gilbert hit a scooping layup with six seconds remaining against Washington after LSU trailed the majority of the game.

Historical Offense Against NC Central

Nine Tigers scored in double figures as LSU put up the second most points in program history with 131 against NC Central, two shy of the record set last season against McNeese. LSU pitched a second quarter shutout, 37-0. The Tigers made 49 field, also the second most in program history.

Mulkey Becomes Quickest LSU Coach To 100 Victories

Coach Kim Mulkey is in her fourth season as LSU's head women's basketball coach. She quickly returned LSU to national prominence during her first season, leading the Tigers to a 26-6 record where she led the best turnaround by a first-year SEC coach ever. In her second season, Mulkey led the Tigers to their first ever national championship with a 34-2 record. Last season LSU reached the Elite Eight with a 31-6 record.

With the win over NC Central, Coach Mulkey won her 100th game at LSU in her 114th game, becoming the quickest coach - men's or women's - in school history to reach that mark. Sue Gunter, a pillar of LSU Women's Basketball history, coached 22 seasons at LSU. Gunter cracked 100 wins at LSU during her fifth season coaching in her 129th game. The only other LSU head coach to reach 100 was Nikki Fargas who went 168-116 over 10 seasons.

LSU Passes First Ranked Test Of The Season Against No. 20 NC State

LSU faced its first game against a ranked opponent in the Bahamas against No. 20 NC State, a team that reached the Final Four last season. The Tigers walked away having passed the test with a 82-65 win over the Wolfpack to claim the Baha Mar Pink Flamingo Championship.

Mikaylah Williams, who went 0-9 and was held scoreless for the first time of her career against Washington, bounced back and led LSU against NC State with 24 points on 7-13 (4-7 3FG) shooting. Aneesah Morrow recorded her 7th double-double with 20 points and 15 rebounds. Flau'Jae Johnson battled foul trouble and played her fewest minutes of the season, but finished with 16 points. Kailyn Gilbert came off the bench and was productive with 12 points, 4 rebounds and 4 assists. Shayeann Day-Wilson was also productive off the bench with 7 points, 9 assists and 7 rebounds.

Gilberts Late Buckets Completes LSU Comeback Over Washington

LSU trailed Washington for nearly 35 minutes and survived its worst shooting games of the season (33-percent), but Kailyn Gilbert sliced through two defenders toward the left block and made a left-handed, scooping layup that hung on the rim with one second left to allow the Tigers to complete a 12-point second half comeback and remain undefeated. Sa'Myah Smith and Aneesah Morrow both recorded double-doubles and came down with 17 of LSU's 27 offensive rebounds, helping outscore UW 26-10 on second chance points.

Jersey Wolfenbarger Continues To Grow

Jersey Wolfenbarger, in her first year at LSU after transferring from Arkansas, has shown continued growth through the early part of this season after not playing basketball last season. The 6-5 post player recorded season-highs in back-to-back games with 12 points (4-5) against Troy and then 15 points (7-12) against Tulane, one point shy of a career-high.

Last-Tear Poa Takes Charges

Last-Tear Poa has a knack for getting in the right defensive position to draw charges. Throughout the 2023-24 season the Australian guard drew 31 charges. This year Poa has taken 5 charges. In LSU's win over Troy, she drew four charges, including 3 in the first half.

Second Half Rally Pushes LSU Past Murray State

LSU fell behind Murray State in the second quarter and went into the half trailing by nine points. The Tigers limited the Racers to 14 second half points to get away with a 74-60 win after going into the fourth down by one. Flau'Jae Johnson scored 10 of her 25 points in the fourth quarter, coming up with multiple clutch shots to help LSU take and extend the lead. Aneesah Morrow finished with 10 points and 14 rebounds. Shayeann Day-Wilson had a season-high 8 assists.

LSU's Morrow and Murray State's Katelyn Young

When LSU and Murray State matchup Friday night, two of the top active players in NCAA DI will be on the floor together. LSU's Aneesah Morrow currently leads all active players with 1,264 career rebounds and ranks No. 2 with 2,230 career points. The only player ahead of Morrow in points is MSU's Katelyn Young who has scored 2,350 points throughout her career. Young ranks No. 8 with 1,025 career rebounds. Morrow is in her fourth college season while Young is in her fifth.

Big Day vs. Charleston Southern

In LSU's 117-44 win over Charleston Southern multiple players had big games. Flau'Jae Johnson reached 1,000 career points. Aneesah Morrow had a monster game with 21 points and 20 rebounds. Kailyn Gilbert nearly had a triple double with 14 points, 9 rebounds and 9 assists. Jada Richard earned her first start and had 11 points on 4-4 shooting (3-3 3FG) with 6 assists. Mikaylah Williams dropped in 25 points.

Flau'Jae Johnson Reaches 1,000 Career Points

In the 75th game of her career, Johnson reached the 1,000 point mark. She has been a key scorer for the Tigers since she stepped on campus, winning SEC Freshman of the Year while helping bring LSU its first National Championship. She upped her scoring as a sophomore and has shown through the young portion of this season that she has, once again, brought up her scoring potential.

Stars Shine In Season Opener

LSU stars put on a show in LSU season-opening win over Eastern Kentucky. Flau'Jae Johnson (25), Aneesah Morrow (20) and Mikaylah Williams (18) scored 63 of LSU's 95 points. All three of them also had over five rebounds, including Morrow who had her first double-double with 10 rebounds.

Sa'Myah Smith First Game Back

Seven games into last season, Sa'Myah Smith suffered a season-ending knee injury. She made her return to the court in LSU's season opener, starting the game and having a successful outing with 15 points on 6-7 shooting with 11 rebounds to record her first double-double of the season. She also showed her defensive impact in the paint with three blocks.

50 seasons of LSU Women's Basketball

2024-25 marks the 50th season of LSU Women's Basketball. Here are some noteworthy points throughout the program's history

- In just its second season, LSU played for the 1977 AIAW National Championship
- From 2004-2008 LSU reached 5 consecutive Final Fours. LSU and UConn are the only programs in women's basketball history to ever make at least five straight Final Fours.
- When LSU won its first National Championship in 2023, the Tigers did so by scoring a NCAA Championship Game record 102 points
- LSU is the only WBB program in which three of its head coaches are in the Basketball Hall of Fame (also the only program with three in women's basketball HOF): Kim Mulkey, Van Chancellor and Sue Gunter. Former LSU star and first-year assistant coach Seimone Augustus went in to both Halls of Fame over the summer too.

LSU Returns Three Noteworthy Starters

Not only does LSU return three starters from last year's Elite Eight team, but all three of them earned significant recognition for their contributions last season. Last year Aneesah Morrow was First Team All-SEC with numerous All-America honorable mentions, Flau'Jae Johnson was Second Team All-SEC and Mikaylah Williams was the SEC Freshman of the Year.

In addition to those three, the Tigers also bring back two other players who have received conference recognition. Sa'Myah Smith was a key piece on LSU's national championship roster who was a 2023 SEC All-Freshman selection. She played in seven games last season (11.7 ppg, 7.6 rpg), starting six, before suffering a season-ending knee injury. She is healthy and ready for a full return this season as a redshirt sophomore. Aalyah Del Rosario was a 2024 SEC All-Freshman selection.

Morrow Active Stats

Aneesah Morrow enters her senior season with some of the most impressive stats among active players across NCAA DI. A scoring and rebounding beast who recorded 21 double-doubles last season Morrow is towards the top of the charts among active scorers and rebounders. Going into her final season, she ranks No. 1 actively with 1,229 career rebound and No. 3 with 2,178 career points. The two players ahead of her in career scoring are both entering the fifth season while Morrow is entering her fourth.

Back-to-back SEC Freshman of the Year

Flau'Jae Johnson was the SEC Freshman of the Year in 2023 and Mikaylah Williams was the SEC Freshman of the Year in 2024. It marked the third time in conference history that a team had players win the award in back-to-back seasons and the first time since 2014 and 2015 (South Carolina). No program has ever had a player win the award in three straight seasons.

Sa'Myah Smith Returns

Smith looked poised for a breakout season last year through the first seven games of LSU's season after being a key piece her freshman year when LSU claimed the national title. She had two games scoring 21 points and two games grabbing 11 rebounds, but in LSU's seventh game, playing in Cayman Island, Smith went down with a season-ending knee injury. She underwent a successful surgery and successful rehab process to be ready to go for this season, looking to get back to where she was before the injury. Smith received a medical redshirt and will enter this year as a redshirt junior.

Flau'Jae Johnson's Multifaceted Stardom

Entering her junior season, Flau'Jae Johnson has seen her profile grow astronomically since she came to LSU. Along with showing talent on the basketball floor she is also a talented rapper. The 2023 SEC Freshman of the Year and National Champions and 2024 Second Team All-SEC hooper saw her music brand pop over the summer in which she featured Lil Wayne on one of her songs. The video for "Came Out A Beast" has over 2-million views on YouTube and it is featured as on the NFL's songs of the season which can be heard on Sunday's leading games into commercial breaks. She was also named the BET's inaugural Culture Class over the summer, featuring prominent figures across entertainment.

LSU's Five Newcomers

LSU enters the 2023-24 season with increased depth at the guard position. With transfer additions Shayeann Day-Wilson, Kailyn Gilbert and Mjracle Sheppard along with freshman Jada Richard, LSU figures to be quicker and more versatile at guard. LSU also brought in 6-5 transfer Jersey Wolfenbarger to give the Tigers more size inside the paint.

Kailyn Gilbert | Junior | Guard

Gilbert previously spent two seasons at Arizona. From her freshman season to her sophomore season, Gilberts scoring jumped from 4.9 points per game to 15.1 points per game. In two seasons she accumulated 88 total assists and like her scoring took a big jump, Gilberts' assists per game more than doubled from her first season to second.

Mjracle Sheppard | Sophomore | Guard (Pronounced like Miracle)

Sheppard came to LSU after spending her freshman season at Mississippi State where her defense helped lead a Bulldog's upset win over LSU in Starkville. She averaged 5.1 points and 21 assists per game with 48 total steals, including 3+ steals in six games with a career-high of 7.

Shayeann Day-Wilson | Senior | Guard

Day-Wilson most recently played at Miami, but spent two seasons at Duke before that. Throughout her career, Day-Wilson has scored in double-figures 68 games. Last year in a double-overtime game she scored a career-high 27 points with 5-11 made threes. She also tallied 5+ assists in six games and figures to slot in as a point guard for the Tigers.

Jada Richard | Freshman | Guard

Jada Richard did not play heavily on the AAU circuit, but her production in high school speaks for itself to show her elite talent. In four seasons at Lafayette Christian Academy, Richard won four state championship. She was twice named the MVP of the state championship game. She scored 2,896 point throughout her prep career and was named the 2024 Gatorade Louisiana Player of the Year.

Jersey Wolfenbarger | Junior | Forward

A former McDonald's All-America, Wolfenbarger played two seasons at Arkansas before sitting last year out when she decided to enter the portal. She played in 65 games at Arkansas, averaging 5.6 points and 3.8 rebounds per game. The 6-5 forward will give LSU increased size and versatility in the post.

Assistant Coach Seimone Augustus

In May, Coach Kim Mulkey announced the addition of Seimone Augustus as an assistant coach at LSU. Augustus led LSU to national relevance as one of the best teams in the nation during her playing days at LSU. She brought the Tigers to three consecutive Final Fours – beginning a stretch of five consecutive LSU Final Four appearances – before becoming the No. 1 overall pick in the 2006 WNBA Draft. She went on to win four WNBA titles and three Olympic Gold Medals with Team USA.

In 2010 Augustus became the first female student-athlete in LSU to have her jersey retired and in 2023 she became the first female student-athlete in school history to receive a statue on campus.

Halls of Seimone - Four Halls of Fame In Six Months

Seimone Augustus got her flowers during a six month stretch throughout 2024 in which she entered four Halls of Fame – East Baton Rouge Parish, Louisiana Sports, Women's Basketball and Naismith. The final enshrinement came at Naismith in which she opened her speech by singing Callin' Baton Rouge and went on to deliver a memorable speech in which recited an Ode to Louisiana Basketball that she wrote.

Fourth Straight Season LSU Ranked Inside Top-10

LSU enters the 2023-24 season ranked No. 7 in both the AP and Coaches polls. It will mark the fourth consecutive season in which the Tigers have been ranked inside the top-10 at any point throughout three consecutive seasons. LSU peaked each of the past years holding the No. 1 spot to end the 2022-23 season and to begin the 2023-24 season. In Mulkey's first season leading LSU in 2021-22 the Tigers' best ranking was No. 6. The streak of three consecutive seasons with time spent inside the top-10 is tied for the second longest in program history. LSU also had four straight seasons with top-10 rankings from 1983-87 and in six straight seasons from 2002-08 LSU spent time in the top-10.

Emphasis on Defensive "Kills" and other Defensive Benchmarks

One of LSU's main defensive goals in games is to get what the team calls defensive kills. A kill is when LSU gets three consecutive stops on the defensive end and the Tigers's goal is to have eight kills per game. Another big defensive goal for the Tigers is to hold opponents to shooting 39.9-percent from the field or lower. Two other points of emphasis on defense for LSU are points in the paint and free-throw attempts; the goal for those can vary depending on who LSU is playing and what their style of play is.

20 Win Seasons For Kim Mulkey

In Coach Mulkey's 24 seasons as a head coach and her teams have won 20+ games every year of her career. Spending 15 seasons as an assistant at LA Tech, she has won 20+ games in all but on season in her 39-year coaching career. Mulkey won 30+ games in all four seasons that she was a player at Louisiana Tech.

A PMAC Record Season Attendance

In each of Coach Mulkey's first three seasons as LSU's head coach, a season-long attendance record has been set in the PMAC for women's basketball:

2021-22: 112,983

2022-23: 148,468

2023-24: 220,932

The final home regular season game in the 2022-23 season against Mississippi had an attendance of 15,721, setting the record for the largest PMAC crowd ever, regardless of sport.

Kim Mulkey Becomes Quickest Coach To 700 Wins

LSU's win over Virginia Tech during the 2023-24 season marked Coach Kim Mulkey's 700th career victory. Doing so in 813 games as a head coach, Mulkey became the quickest in men's or women's DI history to reach 700 career wins. Geno Auriemma currently is the quickest on the women's side; it took him 22 games. Adolph Rupp leads on the men's side, reaching 700 in 836 games. Mulkey will likely become the third coach to reach the 700 win mark in less than 900 games.

A History Of Australian Players at LSU

In joining LSU prior to the 2022-23 season, Last-Tear Poa (Melbourne) became the seventh LSU Women's Basketball player from Australia, joining a list of great Australian basketball

players for the Tigers. Three Australians rank in the Top-10 for the most points in school history. Julie Gross' (Tatura) 2,488 career points rank 3rd all-time in program history and she is one of just five Tigers with over 2,000 career points while Maree Jackson's (Albury) 1,852 career points rank 7th and Katrina Hibbert's (Melbourne) 1,695 career points rank No. 9 on LSU's all-time scoring list. With 1,466 career rebounds, Gross also ranks second in program history for career rebounds. Gross and Jackson were also the pillars on the only LSU Women's team to reach a postseason championship game, leading the Tigers to the 1977 AIAW Championship game as one of the most dominant center-forward combos in program history. Sharna Ayres (Melbourne), Alliyah Fareo (Sydney) and Louise Klaffer (Adelaide) are the three other players from Australia to play at LSU.

A Special Australia To LSU Connection

During her club days in Australia, Last-Tear Poa played club basketball for former LSU Australian star Katrina Hibbert.

A Position Focused On NIL

As the era of Name, Image, and Likeness continues to evolve within collegiate athletics, head coach Kim Mulkey announced on the one-year anniversary of NIL, that Jennifer Roberts would take on a first-of-its-kind role in women's college basketball as LSU Women's Basketball's Director of Player Personnel and Influence. In this role, Roberts helps players within the program develop their personal brands, make informed decisions, and maximize their NIL opportunities. Roberts works closely with the NILSU staff to enhance branding opportunities and to ensure each women's basketball player at LSU has the opportunity to grow their brands to the fullest potential.

A LSU Collection Of Hall of Fame Coaches

LSU is the only women's basketball program with three coaches in the Naismith Basketball Hall of Fame. Sue Gunter was inducted in the Class of 2005, Van Chancellor in the Class of 2007 and Kim Mulkey in the Class of 2020. Gunter coached for 22 seasons (1982-2004) at LSU and put together a 442-221 record. She led LSU 14 NCAA Tournaments, including its first Final Four in her final season. Chancellor coached at LSU from 2007-11 and compiled a 90-40 record. He was also the head coach of the first WNBA Dynasty in the Houston Comets where he earned three WNBA Coach of the Year honors and won the league's first four titles. Although she was a part of the 2020 class, Mulkey was not inducted into the Naismith Hall of Fame until May 2021 (due to COVID), just a month after being named the head coach at LSU. In her first season in Baton Rouge, she led the greatest turnaround by a first-year head coach in SEC history and earned her third AP National Coach of the Year award. Geno Auriemma, Muffet McGraw and Mulkey are the only three coaches with three AP National Coach of the Year honors.

The Dream Team

The Dream Team is the LSU Women's Basketball practice team that is comprised of male students at LSU. The Dream Team is designed to go up against the Tigers every day in practice to help push the team while allowing practices to run efficiently

Fast Break Club

The Fast Break Club is the LSU Women's Basketball Booster Club that is designed to help the Tigers achieve both on and off the court. It gives fans an opportunity to feel like they are apart of the program with monthly luncheons during the season that Coach Mulkey speaks at. The Fast Break Club has over 200 members already and is still growing in Coach Mulkey's first season leading the Tiger.

2024-25 Season and Career Breakdown

Season Breakdown

Player	10+ PTS	20+ PTS	30+ PTS	40+ PTS	10+ REBS	20+ REBS	5+ ASTS	10+ ASTS	DBL DBL	TRP DBL	PTS	ASTS	REB	3PM	FGM	FTM	STL	BLK
Bartlett	--	--	--	--	--	--	--	--	--	--	6	--	3	--	2	2	1	--
Besselman	--	--	--	--	--	--	--	--	--	--	--	--	--	--	--	--	--	--
Day-Wilson	1	--	--	--	--	--	7	--	--	--	11	5	2	4	1	4	--	--
Del Rosario	--	--	--	--	--	--	--	--	--	--	9	--	8	--	4	3	1	3
Gilbert	14	3	--	--	--	--	1	--	--	--	25	9	9	1	9	6	6	--
Johnson	31	16	--	--	5	--	5	--	5	--	27	6	12	3	10	9	3	2
Morrow	33	17	2	--	31	4	1	--	30	--	36	7	21	--	12	7	5	1
Poa	1	--	--	--	--	--	6	--	--	--	12	5	2	3	--	1	--	--
Richard	2	--	--	--	--	--	1	--	--	--	11	6	1	3	4	--	1	--
Sheppard	5	--	--	--	--	--	--	--	--	--	12	2	7	--	5	4	7	--
Smith	8	2	--	--	5	--	--	--	5	--	20	6	15	--	9	3	3	4
Williams	33	12	2	--	--	--	12	--	--	--	37	8	9	7	12	7	4	2
Wolfenbarger	7	--	--	--	2	--	--	--	2	--	18	1	15	--	7	4	1	2

Season Highs

Career Breakdown

Player	10+ PTS	20+ PTS	30+ PTS	40+ PTS	10+ REBS	20+ REBS	5+ ASTS	10+ ASTS	DBL DBL	TRP DBL	PTS	ASTS	REB	3PM	FGM	FTM	STL	BLK
Bartlett	--	--	--	--	--	--	--	--	--	--	8	1	5	--	3	4	2	4
Besselman	--	--	--	--	--	--	--	--	--	--	2	--	2	--	1	--	2	1
Day-Wilson	57	6	--	--	--	--	22	--	--	--	27	9	8	8	10	9	4	1
Del Rosario	4	1	--	--	2	--	--	--	1	--	27	2	10	--	10	7	2	4
Gilbert	40	11	--	--	4	--	3	--	4	--	26	9	12	4	10	8	5	--
Johnson	82	30	--	--	12	--	11	--	10	--	27	6	15	5	11	10	6	4
Morrow	130	72	14	3	105	7	5	--	104	--	45	6	27	6	18	10	9	6
Poa	5	--	--	--	--	1	12	--	--	--	14	8	6	3	3	8	6	2
Richard	2	--	--	--	--	--	1	--	--	--	11	6	1	3	4	--	1	--
Sheppard	8	--	--	--	--	--	3	--	--	--	14	9	7	1	6	6	7	2
Smith	17	4	--	--	9	--	--	--	7	--	21	6	15	1	9	6	3	5
Williams	59	19	3	1	1	--	16	--	1	--	42	8	11	7	15	7	4	2
Wolfenbarger	21	--	--	--	5	--	--	--	4	--	18	4	15	3	7	5	3	4

Career Highs

Notable Single-Game Performance

Aneesah Morrow	vs. Charleston Southern (11/12/24)
Kailyn Gilbert	vs. Charleston Southern (11/12/24)
Last-Tear Poa	vs. Troy (11/18/24)
Aneesah Morrow	vs. Washington (11/25/24)
Mikaylah Williams	vs. Stanford (12/5/24)
Jersey Wolfenbarger	vs. Louisiana-Lafayette
Aneesah Morrow	at #17 Tennessee
Aneesah Morrow	vs. Ole Miss

20/20 Performance
Near triple-double
Poa Takes Charges
80th Career Double-Double
OT Forcing Bucket In Comeback
Both Career Highs
20/20 Performance
100th Career Double-Double

21 points, 20 rebounds
14 points, 9 assists, 9 rebounds
4 charges taken
19 points, 13 rebounds
32 points, 9 rebounds
19 points, 15 rebounds
23 points, 21 rebounds
28 points, 12 rebounds

LSU Specialty Stats

Opponent	Points off turnovers	Points in paint	Second Chance Points	Fast Break Points	Bench Points
Eastern Kentucky	25	38	12	20	11
Northwestern St.	41	54	19	32	32
Charleston Southern	30	56	23	28	35
Murray St.	22	20	9	21	10
Troy	30	40	16	28	34
Tulane	16	46	16	17	20
Washington	16	38	26	6	14
#20 NC State	16	28	13	11	22
N.C. Central	53	78	38	31	65
Stanford	14	22	13	15	25
Grambling	26	58	31	30	30
Louisiana-Lafayette	20	36	22	15	24
Seton Hall	19	38	12	14	20
at UIC	28	34	18	10	20
UAlbany	17	46	30	23	19
at Arkansas	24	44	24	36	41
Auburn	20	44	6	14	28
at #17 Tennessee	13	60	24	34	26
Vanderbilt	21	44	17	13	9
at Florida	35	40	17	26	11
at No. 2 South Carolina	8	32	22	6	2
Texas A&M	23	26	18	14	14
No 13 Oklahoma	22	28	20	21	13
Mississippi State	23	40	12	11	7
at Missouri	21	24	20	3	21
#19 Tennessee	24	30	16	16	36
at #3 Texas	9	24	14	3	5
Georgia	20	34	21	10	16
at #14 Kentucky	11	20	13	3	6
at #20 Alabama	22	40	18	20	19
Ole Miss	16	38	14	9	9
Florida	25	46	21	3	28
Texas	17	20	7	4	13
SDSU	25	48	21	15	45
FSU	15	52	15	12	14
Total/Average	743/21.2	1,328/37.9	624/17.8	565/16.1	714/20.4

Opponent Specialty Stats

Opponent	Points off turnovers	Points in paint	Second Chance Points	Fast Break Points	Bench Points
Eastern Kentucky	12	24	10	9	11
Northwestern St.	8	10	8	3	6
Charleston Southern	11	12	2	7	18
Murray St	10	26	4	14	6
Troy	23	34	15	14	25
Tulane	6	26	9	10	10
Washington	17	30	10	0	0
#20 NC State	18	18	9	5	6
N.C. Central	4	20	12	6	17
Stanford	7	42	6	8	9
Grambling	18	28	7	16	30
Louisiana-Lafayette	12	12	7	8	7
Seton Hall	7	18	22	0	4
at UIC	10	26	10	10	31
UAlbany	7	22	3	2	10
at Arkansas	15	24	10	2	7
Auburn	23	30	11	9	27
at #17 Tennessee	13	30	14	25	15
Vanderbilt	17	32	6	17	4
at Florida	9	24	13	12	5
at No. 2 South Carolina	22	34	16	6	31
Texas A&M	17	16	8	4	17
No. 13 Oklahoma	25	46	13	24	27
Mississippi State	19	36	11	2	33
at Missouri	9	20	3	7	5
#19 Tennessee	13	42	11	7	6
at #3 Texas	13	22	6	12	20
Georgia	6	36	11	4	2
at #14 Kentucky	12	26	14	10	15
at #20 Alabama	15	44	5	7	4
Ole Miss	27	38	19	2	27
Florida	15	28	13	10	26
Texas	7	16	7	2	8
SDSU					
FSU	13	34	17	13	3
Total/Average	464/13.6	808/23.8	332/9.8	259/7.6	477/14.0



2024-25 LSU Women's Basketball Combined Team Statistics All games

Page 1/1
as of Mar 29, 2025

Game Records

Record	Overall	Home	Away	Neutral
ALL GAMES	31-5	19-1	6-3	6-1
CONFERENCE	12-4	7-1	5-3	0-0
NON-CONFERENCE	19-1	12-0	1-0	6-1

Score by Periods

Team	1st	2nd	3rd	4th	OT	TOT
LSU	739	762	804	746	20	3071
Opponents	584	549	583	626	17	2359

Team Box Score

No.	Player				Total		3-Point		F-Throw		Rebounds												
		GP-GS	MIN	AVG	FG-FGA	FG%	3FG-3FGA	3FG%	FT-FTA	FT%	OFF	DEF	TOT	AVG	PF	DQ	A	TO	BLK	STL	PTS	AVG	
24	MORROW, Aneesah	35-35	1168:21	33.4	257-520	.494	10-36	.278	135-183	.738	181	297	478	13.7	74	2	56	70	20	88	659	18.8	
4	JOHNSON, Flau'Jae	33-33	1039:17	31.5	226-487	.464	46-122	.377	106-132	.803	66	120	186	5.6	88	2	82	87	29	55	604	18.3	
12	WILLIAMS, Mikaylah	36-36	1134:11	31.5	232-495	.469	64-163	.393	101-118	.856	37	121	158	4.4	76	1	122	93	13	38	629	17.5	
16	GILBERT, Kailyn	36-1	687:38	19.1	124-310	.400	23-64	.359	63-74	.851	27	72	99	2.8	40	0	58	55	2	30	334	9.3	
5	SMITH, Sa'Myah	35-27	766:45	21.9	94-164	.573	0-0	.000	44-64	.688	82	140	222	6.3	76	1	26	31	50	30	232	6.6	
8	WOLFENBARGER, Jersey	36-9	481:34	13.4	67-107	.626	0-0	.000	35-62	.565	56	67	123	3.4	58	1	7	34	24	23	169	4.7	
1	SHEPPARD, Mjracle	29-2	375:35	13.0	45-102	.441	3-6	.500	25-38	.658	27	43	70	2.4	44	0	21	20	2	32	118	4.1	
50	DAY-WILSON, Shayeann	31-20	736:05	23.7	39-137	.285	13-63	.206	19-34	.559	9	54	63	2.0	74	0	107	55	1	36	110	3.5	
30	RICHARD, Jada	32-1	225:27	7.0	35-88	.398	12-41	.293	11-15	.733	2	12	14	0.4	22	0	20	15	0	9	93	2.9	
23	DEL ROSARIO, Aalyah	27-0	174:50	6.5	20-48	.417	0-0	.000	16-33	.485	25	32	57	2.1	39	1	2	12	8	3	56	2.1	
13	POA, Last-Tear	29-15	374:26	12.9	11-47	.234	4-20	.200	30-41	.732	7	21	28	1.0	53	0	56	37	3	7	56	1.9	
2	BARTLETT, Amani	17-1	85:51	5.0	4-7	.571	0-0	.000	3-6	.500	9	11	20	1.2	8	0	0	5	0	1	11	0.6	
Team											85	58	143					10					
Total		36	7250		1154-2512	.459	175-515	.340	588-800	.735	613	1048	1661	46.1	652	8	557	524	152	352	3071	85.3	
Opponents		36	7247		851-2301	.370	227-847	.268	430-619	.695	443	818	1261	35.0	711	21	420	640	128	258	2359	65.5	

Team Statistics

	LS	OPP
Scoring		
Points per game	85.3	65.5
Scoring margin	+19.8	-
Field goals-att		
Field goal pct	.459	.370
3 point fg-att		
3-point FG pct	.340	.268
3-pt FG made per game	4.9	6.3
Free throws-att		
Free throw pct	.735	.695
F-Throws made per game	16.3	11.9
Rebounds		
Rebounds per game	46.1	35.0
Rebounding margin	+11.1	-
Assists		
Assists per game	15.5	11.7
Turnovers		
Turnovers per game	14.6	17.8
Turnover margin	+3.2	-
Assist/turnover ratio	1.1	0.7
Steals		
Steals per game	9.8	7.2
Blocks		
Blocks per game	4.2	3.6
Winning streak		
Home win streak	2	-
Attendance		
Home games-Avg/Game	20-10607	9-7433
Neutral site-Avg/Game	-	7-6383

Team Results

Date	Opponent		Score	Att.
11/04/2024	Eastern Ky.	W	95-44	9822
11/08/2024	Northwestern St.	W	95-36	10226
11/12/2024	Charleston So.	W	117-44	11095
11/15/2024	Murray St.	W	74-60	10181
11/18/2024	Troy	W	98-59	9735
11/20/2024	Tulane	W	85-74	10005
11/25/2024	vs Washington	W	68-67	297
11/27/2024	vs NC State	W	82-65	327
12/01/2024	N.C. Central	W	131-44	10245
12/05/2024	Stanford	Wot	94-88	10317
12/08/2024	vs Grambling	W	100-54	8299
12/15/2024	Louisiana	W	85-57	11328
12/17/2024	vs Seton Hall	W	91-64	7650
12/19/2024	at UIC	W	91-73	4322
12/29/2024	UAlbany	W	83-61	12171
01/02/2025	at Arkansas	W	98-64	3985
01/05/2025	Auburn	W	73-63	11302
01/09/2025	at Tennessee	W	89-87	10220
01/13/2025	Vanderbilt	W	83-77	10201
01/19/2025	at Florida	W	80-63	6568
01/24/2025	at South Carolina	L	56-66	18000
01/26/2025	Texas A&M	W	64-51	11061
01/30/2025	Oklahoma	W	107-100	10637
02/02/2025	Mississippi St.	W	81-67	11275
02/06/2025	at Missouri	W	71-60	3943
02/09/2025	Tennessee	W	82-77	11154
02/16/2025	at Texas	L	58-65	10542
02/20/2025	Georgia	W	79-63	10229
02/23/2025	at Kentucky	W	65-58	6000
02/27/2025	at Alabama	Lot	85-88	3318
03/02/2025	Ole Miss	L	77-85	11543
03/07/2025	vs Florida	W	101-87	8439
03/08/2025	vs Texas	L	49-56	13275
03/22/2025	San Diego St.	W	103-48	9288
03/24/2025	Florida St.	W	101-71	10329
03/28/2025	vs NC State	W	80-73	6396



2024-25 LSU Women's Basketball Combined Team Statistics In Conference games

Page 1/1
as of Mar 25, 2025

Game Records

Record	Overall	Home	Away	Neutral
ALL GAMES	12-4	7-1	5-3	0-0
CONFERENCE	12-4	7-1	5-3	0-0
NON-CONFERENCE	0-0	0-0	0-0	0-0

Score by Periods

Team	1st	2nd	3rd	4th	OT	TOT
LSU	284	320	337	301	6	1248
Opponents	265	257	283	320	9	1134

Team Box Score

No. Player					Total		3-Point		F-Throw		Rebounds													
		GP-GS	MIN	AVG	FG-FGA	FG%	3FG-3FGA	3FG%	FT-FTA	FT%	OFF	DEF	TOT	AVG	PF	DQ	A	TO	BLK	STL	PTS	AVG		
12	WILLIAMS, Mikaylah	16-16	543:23	34.0	108-231	.468	31-78	.397	48-58	.828	19	46	65	4.1	33	1	56	45	7	14	295	18.4		
24	MORROW, Aneesah	15-15	546:45	36.4	104-233	.446	3-18	.167	58-81	.716	84	122	206	13.7	45	2	22	33	8	36	269	17.9		
4	JOHNSON, Flau'Jae	15-15	497:26	33.2	96-230	.417	19-55	.345	47-58	.810	32	50	82	5.5	44	1	28	41	9	26	258	17.2		
16	GILBERT, Kailyn	16-1	282:30	17.7	55-144	.382	12-34	.353	23-26	.885	9	21	30	1.9	15	0	16	20	0	6	145	9.1		
5	SMITH, Sa'Myah	15-12	341:14	22.7	28-57	.491	0-0	.000	11-19	.579	32	54	86	5.7	35	1	6	15	26	12	67	4.5		
1	SHEPPARD, Mjracle	16-0	196:06	12.3	25-56	.446	1-1	1.000	10-17	.588	15	23	38	2.4	25	0	7	12	2	13	61	3.8		
8	WOLFENBARGER, Jersey	16-5	177:40	11.1	18-31	.581	0-0	.000	14-27	.519	22	25	47	2.9	23	1	2	13	8	12	50	3.1		
50	DAY-WILSON, Shayeann	16-12	380:13	23.8	15-61	.246	2-23	.087	14-22	.636	3	23	26	1.6	34	0	51	35	0	19	46	2.9		
30	RICHARD, Jada	13-0	63:29	4.9	9-26	.346	4-16	.250	4-6	.667	0	2	2	0.2	7	0	5	5	0	5	26	2.0		
13	POA, Last-Tear	12-4	124:19	10.4	5-17	.294	4-9	.444	5-6	.833	3	9	12	1.0	17	0	17	17	1	2	19	1.6		
23	DEL ROSARIO, Aalyah	12-0	56:33	4.7	5-13	.385	0-0	.000	0-2	.000	6	6	12	1.0	15	1	1	3	2	0	10	0.8		
2	BARTLETT, Amani	3-0	15:23	5.1	1-2	.500	0-0	.000	0-0	.000	2	1	3	1.0	1	0	0	0	0	0	2	0.7		
Team											43	30	73					4						
Total		16	3225		469-1101	.426	76-234	.325	234-322	.727	270	412	682	42.6	294	7	211	243	63	145	1248	78.0		
Opponents		16	3222		413-1015	.407	96-334	.287	212-296	.716	203	389	592	37.0	303	8	197	276	65	125	1134	70.9		

Team Statistics

	LS	OPP
Scoring		
Points per game	78.0	70.9
Scoring margin	+7.1	-
Field goals-att		
Field goal pct	.426	.407
3 point fg-att		
3-point FG pct	.325	.287
3-pt FG made per game	4.8	6.0
Free throws-att		
Free throw pct	.727	.716
F-Throws made per game	14.6	13.3
Rebounds		
Rebounds per game	42.6	37.0
Rebounding margin	+5.6	-
Assists		
Assists per game	13.2	12.3
Turnovers		
Turnovers per game	15.2	17.3
Turnover margin	+2.1	-
Assist/turnover ratio	0.9	0.7
Steals		
Steals per game	9.1	7.8
Blocks		
Blocks per game	3.9	4.1
Winning streak		
Home win streak	0	-
Attendance		
Home games-Avg/Game	8-10925	8-7822
Neutral site-Avg/Game	-	0-0

Team Results

Date	Opponent		Score	Att.
01/02/2025	at Arkansas	W	98-64	3985
01/05/2025	Auburn	W	73-63	11302
01/09/2025	at Tennessee	W	89-87	10220
01/13/2025	Vanderbilt	W	83-77	10201
01/19/2025	at Florida	W	80-63	6568
01/24/2025	at South Carolina	L	56-66	18000
01/26/2025	Texas A&M	W	64-51	11061
01/30/2025	Oklahoma	W	107-100	10637
02/02/2025	Mississippi St.	W	81-67	11275
02/06/2025	at Missouri	W	71-60	3943
02/09/2025	Tennessee	W	82-77	11154
02/16/2025	at Texas	L	58-65	10542
02/20/2025	Georgia	W	79-63	10229
02/23/2025	at Kentucky	W	65-58	6000
02/27/2025	at Alabama	Lot	85-88	3318
03/02/2025	Ole Miss	L	77-85	11543



2024-25 LSU Women's Basketball Combined Team Statistics Specific games

Page 1/1
as of Mar 29, 2025

Game Records

Record	Overall	Home	Away	Neutral
ALL GAMES	3-0	2-0	0-0	1-0
CONFERENCE	0-0	0-0	0-0	0-0
NON-CONFERENCE	3-0	2-0	0-0	1-0

Score by Periods

Team	1st	2nd	3rd	4th	OT	TOT
LSU	81	54	76	73	0	284
Opponents	49	60	35	48	0	192

Team Box Score

No.	Player				Total		3-Point		F-Throw		Rebounds													
		GP-GS	MIN	AVG	FG-FGA	FG%	3FG-3FGA	3FG%	FT-FTA	FT%	OFF	DEF	TOT	AVG	PF	DQ	A	TO	BLK	STL	PTS	AVG		
24	MORROW, Aneesah	3-3	93:44	31.2	28-57	.491	2-5	.400	10-14	.714	16	26	42	14.0	5	0	10	3	2	5	68	22.7		
12	WILLIAMS, Mikaylah	3-3	82:04	27.4	22-39	.564	6-10	.600	10-13	.769	3	11	14	4.7	7	0	10	9	0	2	60	20.0		
5	SMITH, Sa'Myah	3-3	99:44	33.2	21-30	.700	0-0	.000	9-11	.818	9	22	31	10.3	9	0	7	3	3	5	51	17.0		
4	JOHNSON, Flau'Jae	3-3	71:20	23.8	14-31	.452	4-9	.444	6-7	.857	2	9	11	3.7	5	0	9	3	5	6	38	12.7		
16	GILBERT, Kailyn	3-0	47:41	15.9	5-20	.250	1-4	.250	4-4	1.000	1	9	10	3.3	1	0	4	2	1	2	15	5.0		
23	DEL ROSARIO, Aalyah	2-0	17:08	8.6	3-4	.750	0-0	.000	3-7	.429	5	2	7	3.5	3	0	0	2	0	1	9	4.5		
50	DAY-WILSON, Shayeann	3-0	72:48	24.3	4-9	.444	3-7	.429	2-2	1.000	1	7	8	2.7	7	0	11	2	1	3	13	4.3		
1	SHEPPARD, Mjracle	3-0	41:12	13.7	5-8	.625	0-0	.000	2-3	.667	3	4	7	2.3	6	0	5	2	0	3	12	4.0		
30	RICHARD, Jada	3-0	18:31	6.2	5-15	.333	0-4	.000	1-1	1.000	1	2	3	1.0	0	0	0	0	0	0	11	3.7		
8	WOLFENBARGER, Jersey	3-0	17:18	5.8	2-4	.500	0-0	.000	2-2	1.000	1	2	3	1.0	3	0	1	3	1	1	6	2.0		
13	POA, Last-Tear	3-3	33:06	11.0	0-2	.000	0-1	.000	1-2	.500	0	4	4	1.3	6	0	6	4	1	1	1	0.3		
2	BARTLETT, Amani	2-0	05:24	2.7	0-0	.000	0-0	.000	0-0	.000	0	1	1	0.5	1	0	0	1	0	0	0	0.0		
Team											6	4	10				2							
Total		3	600		109-219	.498	16-40	.400	50-66	.758	48	103	151	50.3	53	0	63	36	14	29	284	94.7		
Opponents		3	600		70-199	.352	20-84	.238	32-50	.640	35	69	104	34.7	56	1	32	44	11	16	192	64.0		

Team Statistics

	LS	OPP
Scoring		
Points per game	284	192
Scoring margin	94.7	64.0
	+30.7	-
Field goals-att		
Field goal pct	109-219	70-199
	.498	.352
3 point fg-att		
3-point FG pct	16-40	20-84
	.400	.238
3-pt FG made per game	5.3	6.7
Free throws-att		
Free throw pct	50-66	32-50
	.758	.640
F-Throws made per game	16.7	10.7
Rebounds		
Rebounds per game	151	104
	50.3	34.7
Rebounding margin	+15.7	-
Assists		
Assists per game	63	32
	21.0	10.7
Turnovers		
Turnovers per game	36	44
	12.0	14.7
Turnover margin	+2.7	-
Assist/turnover ratio	1.8	0.7
Steals		
Steals per game	29	16
	9.7	5.3
Blocks		
Blocks per game	14	11
	4.7	3.7
Winning streak		
Home win streak	3	-
	2	-
Attendance		
Home games-Avg/Game	19617	0
	2-9809	0-0
Neutral site-Avg/Game	-	1-6396

Team Results

Date	Opponent		Score	Att.
03/22/2025	San Diego St.	W	103-48	9288
03/24/2025	Florida St.	W	101-71	10329
03/28/2025	vs NC State	W	80-73	6396



2024-25 LSU Women's Basketball
Team Game-by-Game
All games

Page 1/1
as of Mar 29, 2025

				Total		3-Pointers		Free throws		Rebounds											
Opponent	Date	Score		FG-FGA	PCT	3FG-3FGA	PCT	FT-FTA	PCT	OFF	DEF	TOT	AVG	PF	A	TO	BLK	STL	PTS	AVG	
Eastern Ky.	11/04/2024	95-44	W	38-65	.585	5-11	.455	14-20	.700	11	38	49	49.0	13	13	17	5	9	95	95.0	
Northwestern St.	11/08/2024	95-36	W	39-74	.527	4-15	.267	13-18	.722	16	34	50	49.5	20	13	13	8	21	95	95.0	
Charleston So.	11/12/2024	117-44	W	46-78	.590	7-13	.538	18-25	.720	25	41	66	55.0	19	23	14	5	6	117	102.3	
Murray St.	11/15/2024	74-60	W	28-64	.438	6-19	.316	12-18	.667	11	31	42	51.8	17	18	15	5	12	74	95.3	
Troy	11/18/2024	98-59	W	31-64	.484	4-11	.364	32-44	.727	16	38	54	52.2	22	19	21	2	11	98	95.8	
Tulane	11/20/2024	85-74	W	34-80	.425	3-16	.188	14-17	.824	19	35	54	52.5	17	21	14	6	7	85	94.0	
vs Washington	11/25/2024	68-67	W	25-76	.329	3-19	.158	15-21	.714	27	23	50	52.1	14	14	13	0	9	68	90.3	
vs NC State	11/27/2024	82-65	W	29-55	.527	7-14	.500	17-20	.850	12	32	44	51.1	16	15	21	4	6	82	89.3	
N.C. Central	12/01/2024	131-44	W	49-87	.563	5-11	.455	28-39	.718	27	31	58	51.9	19	18	8	9	23	131	93.9	
Stanford	12/05/2024	94-88	Wot	36-79	.456	10-25	.400	12-18	.667	11	26	37	50.4	20	21	4	0	11	94	93.9	
vs Grambling	12/08/2024	100-54	W	38-78	.487	3-10	.300	21-26	.808	27	37	64	51.6	18	18	20	8	10	100	94.5	
Louisiana	12/15/2024	85-57	W	27-57	.474	1-5	.200	30-41	.732	16	37	53	51.8	19	10	21	7	13	85	93.7	
vs Seton Hall	12/17/2024	91-64	W	36-67	.537	9-20	.450	10-13	.769	11	30	41	50.9	15	17	13	4	8	91	93.5	
at UIC	12/19/2024	91-73	W	32-67	.478	8-17	.471	19-26	.731	16	24	40	50.1	17	20	13	5	8	91	93.3	
UAlbany	12/29/2024	83-61	W	32-72	.444	1-13	.077	18-21	.857	23	30	53	50.3	13	12	10	1	8	83	92.6	
at Arkansas	01/02/2025	98-64	W	39-78	.500	9-23	.391	11-13	.846	21	27	48	50.2	11	21	17	6	14	98	92.9	
Auburn	01/05/2025	73-63	W	30-54	.556	0-6	.000	13-17	.765	7	24	31	49.1	15	10	16	3	7	73	91.8	
at Tennessee	01/09/2025	89-87	W	38-77	.494	1-8	.125	12-14	.857	16	30	46	48.9	14	10	14	1	7	89	91.6	
Vanderbilt	01/13/2025	83-77	W	34-71	.479	3-9	.333	12-18	.667	21	24	45	48.7	20	13	17	5	8	83	91.2	
at Florida	01/19/2025	80-63	W	31-72	.431	4-15	.267	14-23	.609	14	24	38	48.2	16	11	9	4	11	80	90.6	
at South Carolina	01/24/2025	56-66	L	23-77	.299	3-14	.214	7-9	.778	28	23	51	48.3	19	10	17	2	8	56	89.0	
Texas A&M	01/26/2025	64-51	W	23-72	.319	3-20	.150	15-20	.750	30	22	52	48.5	20	10	12	5	10	64	87.8	
Oklahoma	01/30/2025	107-100	W	36-69	.522	12-26	.462	23-32	.719	14	24	38	48.0	26	22	19	1	8	107	88.7	
Mississippi St.	02/02/2025	81-67	W	30-74	.405	9-20	.450	12-18	.667	17	31	48	48.0	15	14	16	7	8	81	88.3	
at Missouri	02/06/2025	71-60	W	23-59	.390	7-15	.467	18-24	.750	16	24	40	47.7	17	11	14	3	9	71	87.6	
Tennessee	02/09/2025	82-77	W	28-73	.384	6-17	.353	20-22	.909	15	26	41	47.4	20	14	13	6	8	82	87.4	
at Texas	02/16/2025	58-65	L	21-63	.333	3-12	.250	13-19	.684	16	28	44	47.3	22	7	19	3	9	58	86.3	
Georgia	02/20/2025	79-63	W	29-69	.420	6-22	.273	15-22	.682	19	23	42	47.1	13	15	10	4	13	79	86.1	
at Kentucky	02/23/2025	65-58	W	24-66	.364	3-9	.333	14-20	.700	16	31	47	47.1	18	12	14	4	8	65	85.3	
at Alabama	02/27/2025	85-88	Lot	34-74	.459	3-9	.333	14-23	.609	10	27	37	46.8	21	16	13	4	10	85	85.3	
Ole Miss	03/02/2025	77-85	L	26-53	.491	4-9	.444	21-28	.750	10	24	34	46.4	27	15	23	5	7	77	85.1	
vs Florida	03/07/2025	101-87	W	37-73	.507	5-14	.357	22-28	.786	18	23	41	46.2	20	22	13	1	7	101	85.6	
vs Texas	03/08/2025	49-56	L	19-56	.339	2-8	.250	9-17	.529	9	23	32	45.8	26	9	15	5	9	49	84.5	
San Diego St.	03/22/2025	103-48	W	36-72	.500	10-18	.556	21-32	.656	17	36	53	46.0	19	20	11	4	10	103	85.0	
Florida St.	03/24/2025	101-71	W	41-73	.562	3-10	.300	16-17	.941	13	33	46	46.0	16	29	11	3	12	101	85.5	
vs NC State	03/28/2025	80-73	W	32-74	.432	3-12	.250	13-17	.765	18	34	52	46.1	18	14	14	7	7	80	85.3	
Total		3071		1154-2512	.459	175-515	.340	588-800	.735	613	1048	1661	46.1	652	557	524	152	352	3071	85.3	
Opponents		2359		851-2301	.370	227-847	.268	430-619	.695	443	818	1261	35.0	711	420	640	128	258	2359	65.5	

LSU Averages

Games Played	Points/game	FG Pct	3FG Pct	FT Pct	Rebounds/game	Assists/game	Turnovers/game	Assist/Turnover ratio	Steals/game	Blocks/game
36	85.3	45.9	34.0	73.5	46.1	15.5	14.6	1.1	9.8	4.2



2024-25 LSU Women's Basketball
Opponents Game-by-Game
All games

Page 1/1
as of Mar 29, 2025

				Total		3-Pointers		Free throws		Rebounds											
Opponent	Date	Score		FG-FGA	PCT	3FG-3FGA	PCT	FT-FTA	PCT	OFF	DEF	TOT	AVG	PF	A	TO	BLK	STL	PTS	AVG	
Eastern Ky.	11/04/2024	95-44	W	18-69	.261	6-31	.194	2-5	.400	12	19	31	31.0	21	10	21	0	10	44	44.0	
Northwestern St.	11/08/2024	95-36	W	11-59	.186	5-32	.156	9-12	.750	14	21	35	33.0	16	7	28	3	4	36	40.0	
Charleston So.	11/12/2024	117-44	W	16-66	.242	4-31	.129	8-13	.615	11	12	23	29.7	20	8	17	5	4	44	41.3	
Murray St.	11/15/2024	74-60	W	20-58	.345	6-28	.214	14-17	.824	7	28	35	31.0	16	8	19	0	9	60	46.0	
Troy	11/18/2024	98-59	W	23-73	.315	3-16	.188	10-20	.500	14	25	39	32.6	36	10	22	3	16	59	48.6	
Tulane	11/20/2024	85-74	W	27-73	.370	10-29	.345	10-17	.588	14	26	40	33.8	22	11	13	6	4	74	52.8	
vs Washington	11/25/2024	68-67	W	26-59	.441	8-27	.296	7-10	.700	10	28	38	34.4	18	14	18	5	8	67	54.9	
vs NC State	11/27/2024	82-65	W	23-64	.359	9-26	.346	10-13	.769	10	14	24	33.1	13	12	13	3	8	65	56.1	
N.C. Central	12/01/2024	131-44	W	15-61	.246	4-24	.167	10-23	.435	20	15	35	33.3	27	7	33	3	3	44	54.8	
Stanford	12/05/2024	94-88	Wot	31-66	.470	9-30	.300	17-21	.810	8	34	42	34.2	15	13	15	2	2	88	58.1	
vs Grambling	12/08/2024	100-54	W	20-68	.294	4-17	.235	10-17	.588	14	16	30	33.8	22	13	16	5	12	54	57.7	
Louisiana	12/15/2024	85-57	W	22-62	.355	7-21	.333	6-14	.429	7	15	22	32.8	32	10	20	0	12	57	57.7	
vs Seton Hall	12/17/2024	91-64	W	22-71	.310	8-34	.235	12-13	.923	19	22	41	33.5	17	11	15	1	6	64	58.2	
at UIC	12/19/2024	91-73	W	25-62	.403	11-24	.458	12-16	.750	12	17	29	33.1	18	18	19	5	8	73	59.2	
UAlbany	12/29/2024	83-61	W	21-56	.375	6-23	.261	13-19	.684	8	19	27	32.7	19	12	14	1	3	61	59.3	
at Arkansas	01/02/2025	98-64	W	24-67	.358	8-26	.308	8-8	1.000	15	17	32	32.7	15	8	21	2	9	64	59.6	
Auburn	01/05/2025	73-63	W	26-60	.433	5-13	.385	6-11	.545	11	18	29	32.5	18	9	16	1	6	63	59.8	
at Tennessee	01/09/2025	89-87	W	32-76	.421	11-31	.355	12-16	.750	15	23	38	32.8	14	18	12	2	6	87	61.3	
Vanderbilt	01/13/2025	83-77	W	27-57	.474	5-14	.357	18-22	.818	7	18	25	32.4	19	12	16	2	9	77	62.2	
at Florida	01/19/2025	80-63	W	22-58	.379	5-17	.294	14-18	.778	14	30	44	33.0	18	11	24	4	4	63	62.2	
at South Carolina	01/24/2025	56-66	L	23-62	.371	2-13	.154	18-26	.692	15	24	39	33.2	12	13	12	11	13	66	62.4	
Texas A&M	01/26/2025	64-51	W	16-51	.314	6-21	.286	13-21	.619	15	18	33	33.2	19	9	21	6	6	51	61.9	
Oklahoma	01/30/2025	107-100	W	35-64	.547	9-24	.375	21-31	.677	9	24	33	33.2	27	27	23	2	10	100	63.5	
Mississippi St.	02/02/2025	81-67	W	25-72	.347	7-31	.226	10-14	.714	17	32	49	33.9	20	14	19	3	7	67	63.7	
at Missouri	02/06/2025	71-60	W	21-52	.404	6-19	.316	12-19	.632	8	22	30	33.7	22	9	16	4	6	60	63.5	
Tennessee	02/09/2025	82-77	W	29-61	.475	6-18	.333	13-20	.650	8	29	37	33.8	23	10	19	5	7	77	64.0	
at Texas	02/16/2025	58-65	L	21-63	.333	2-7	.286	21-21	1.000	14	30	44	34.2	18	13	15	6	10	65	64.1	
Georgia	02/20/2025	79-63	W	28-66	.424	3-16	.188	4-8	.500	14	25	39	34.4	18	6	17	2	4	63	64.0	
at Kentucky	02/23/2025	65-58	W	22-67	.328	6-36	.167	8-12	.667	14	25	39	34.6	19	9	14	6	7	58	63.8	
at Alabama	02/27/2025	85-88	Lot	32-69	.464	7-21	.333	17-23	.739	11	32	43	34.8	18	15	16	8	7	88	64.6	
Ole Miss	03/02/2025	77-85	L	30-70	.429	8-27	.296	17-26	.654	16	22	38	34.9	23	14	15	1	14	85	65.3	
vs Florida	03/07/2025	101-87	W	30-63	.476	8-21	.381	19-23	.826	11	20	31	34.8	20	19	19	3	5	87	66.0	
vs Texas	03/08/2025	49-56	L	18-57	.316	3-15	.200	17-20	.850	14	29	43	35.1	20	8	18	7	3	56	65.7	
San Diego St.	03/22/2025	103-48	W	18-56	.321	3-22	.136	9-15	.600	6	25	31	34.9	26	7	20	2	6	48	65.1	
Florida St.	03/24/2025	101-71	W	27-76	.355	8-34	.235	9-16	.563	19	18	37	35.0	16	12	13	6	3	71	65.3	
vs NC State	03/28/2025	80-73	W	25-67	.373	9-28	.321	14-19	.737	10	26	36	35.0	14	13	11	3	7	73	65.5	
Total		2359		851-2301	.370	227-847	.268	430-619	.695	443	818	1261	35.0	711	420	640	128	258	2359	65.5	
LSU		3071		1154-2512	.459	175-515	.340	588-800	.735	613	1048	1661	46.1	652	557	524	152	352	3071	85.3	

Opponents Averages

Games Played	Points/game	FG Pct	3FG Pct	FT Pct	Rebounds/game	Assists/game	Turnovers/game	Assist/Turnover ratio	Steals/game	Blocks/game
36	65.5	37.0	26.8	69.5	35.0	11.7	17.8	0.7	7.2	3.6



2025 NCAA DIVISION I

WOMEN'S BASKETBALL CHAMPIONSHIP



FIRST ROUND
MARCH 21-22

SECOND ROUND
MARCH 23-24

SWEET 16
MARCH 24-25

ELITE 8
MARCH 26-31

NATIONAL SEMIFINALS
APRIL 2

NATIONAL SEMIFINALS
APRIL 2

ELITE 8
MARCH 26-31

SWEET 16
MARCH 24-25

SECOND ROUND
MARCH 23-24

FIRST ROUND
MARCH 21-22

FIRST FOUR

Austin		Chapel Hill		Notre Dame	
High Point (21-11)	UC San Diego (20-15)	Columbia (23-6)	Iowa St. (22-11)	South Carolina 64-53	South Carolina 108-48
3/20, 9 p.m. ESPN2	3/16, 8 p.m. ESPN	3/20, 7 p.m. ESPN2	3/19, 7 p.m. ESPN	March 23, 3 p.m. ABC	March 23, 3 p.m. ABC
William & Mary (15-18)	Southern U. (20-14)	Washington (19-13)	Princeton (21-7)	Indiana 76-68	Indiana 76-68

Los Angeles

(UCLA)

1

UCLA (30-2)

3/21, 10 p.m. ESPN

8 Southern U. 68-56

3/21, 10 p.m. ESPN

9 Richmond (27-6)

3/21, 10 p.m. ESPN

10 Georgia Tech (22-10)

3/21, 10 p.m. ESPN

11 Ole Miss (20-10)

3/21, 10 p.m. ESPN

12 Ball St. (27-7)

3/21, 10 p.m. ESPN

13 Baylor (27-7)

3/21, 10 p.m. ESPN

14 Grand Canyon (32-2)

3/21, 10 p.m. ESPN

15 Florida St. (23-8)

3/21, 10 p.m. ESPN

16 George Mason (27-5)

3/21, 10 p.m. ESPN

17 LSU (28-5)

3/21, 10 p.m. ESPN

18 San Diego St. (25-9)

3/21, 10 p.m. ESPN

19 Michigan St. (21-6)

3/21, 10 p.m. ESPN

20 Harvard (24-4)

3/21, 10 p.m. ESPN

21 NC State (26-6)

3/21, 10 p.m. ESPN

22 Vermont (21-12)

3/21, 10 p.m. ESPN

23 NC State 75-55

3/21, 10 p.m. ESPN

24 Michigan St. 64-50

3/21, 10 p.m. ESPN

25 NC State 75-55

3/21, 10 p.m. ESPN

26 Florida St. 94-59

3/21, 10 p.m. ESPN

27 George Mason (27-5)

3/21, 10 p.m. ESPN

28 LSU 103-48

3/21, 10 p.m. ESPN

29 San Diego St. (25-9)

3/21, 10 p.m. ESPN

30 Michigan St. (21-6)

3/21, 10 p.m. ESPN

31 Harvard (24-4)

3/21, 10 p.m. ESPN

32 NC State (26-6)

3/21, 10 p.m. ESPN

33 Vermont (21-12)

3/21, 10 p.m. ESPN

34 NC State 75-55

3/21, 10 p.m. ESPN

35 Michigan St. 64-50

3/21, 10 p.m. ESPN

36 NC State 75-55

3/21, 10 p.m. ESPN

37 Florida St. 94-59

3/21, 10 p.m. ESPN

38 George Mason (27-5)

3/21, 10 p.m. ESPN

39 LSU 103-48

3/21, 10 p.m. ESPN

40 San Diego St. (25-9)

3/21, 10 p.m. ESPN

41 Michigan St. (21-6)

3/21, 10 p.m. ESPN

42 Harvard (24-4)

3/21, 10 p.m. ESPN

43 NC State (26-6)

3/21, 10 p.m. ESPN

44 Vermont (21-12)

3/21, 10 p.m. ESPN

45 NC State 75-55

3/21, 10 p.m. ESPN

46 Michigan St. 64-50

3/21, 10 p.m. ESPN

47 NC State 75-55

3/21, 10 p.m. ESPN

48 Florida St. 94-59

3/21, 10 p.m. ESPN

49 George Mason (27-5)

3/21, 10 p.m. ESPN

50 LSU 103-48

3/21, 10 p.m. ESPN

51 San Diego St. (25-9)

3/21, 10 p.m. ESPN

52 Michigan St. (21-6)

3/21, 10 p.m. ESPN

53 Harvard (24-4)

3/21, 10 p.m. ESPN

54 NC State (26-6)

3/21, 10 p.m. ESPN

55 Vermont (21-12)

3/21, 10 p.m. ESPN

56 NC State 75-55

3/21, 10 p.m. ESPN

57 Michigan St. 64-50

3/21, 10 p.m. ESPN

58 NC State 75-55

3/21, 10 p.m. ESPN

59 Florida St. 94-59

3/21, 10 p.m. ESPN

60 George Mason (27-5)

3/21, 10 p.m. ESPN

61 LSU 103-48

3/21, 10 p.m. ESPN

62 San Diego St. (25-9)

3/21, 10 p.m. ESPN

63 Michigan St. (21-6)

3/21, 10 p.m. ESPN

64 Harvard (24-4)

3/21, 10 p.m. ESPN

65 NC State (26-6)

3/21, 10 p.m. ESPN

66 Vermont (21-12)

3/21, 10 p.m. ESPN

67 NC State 75-55

3/21, 10 p.m. ESPN

68 Michigan St. 64-50

3/21, 10 p.m. ESPN

69 NC State 75-55

3/21, 10 p.m. ESPN

70 Florida St. 94-59

3/21, 10 p.m. ESPN

71 George Mason (27-5)

3/21, 10 p.m. ESPN

72 LSU 103-48

3/21, 10 p.m. ESPN

73 San Diego St. (25-9)

3/21, 10 p.m. ESPN

74 Michigan St. (21-6)

3/21, 10 p.m. ESPN

75 Harvard (24-4)

3/21, 10 p.m. ESPN

76 NC State (26-6)

3/21, 10 p.m. ESPN

77 Vermont (21-12)

3/21, 10 p.m. ESPN

78 NC State 75-55

3/21, 10 p.m. ESPN

79 Michigan St. 64-50

3/21, 10 p.m. ESPN

80 NC State 75-55

3/21, 10 p.m. ESPN

81 Florida St. 94-59

3/21, 10 p.m. ESPN

82 George Mason (27-5)

3/21, 10 p.m. ESPN

83 LSU 103-48

3/21, 10 p.m. ESPN

84 San Diego St. (25-9)

3/21, 10 p.m. ESPN

85 Michigan St. (21-6)

3/21, 10 p.m. ESPN

86 Harvard (24-4)

3/21, 10 p.m. ESPN

87 NC State (26-6)

3/21, 10 p.m. ESPN

88 Vermont (21-12)

3/21, 10 p.m. ESPN

89 NC State 75-55

3/21, 10 p.m. ESPN

90 Michigan St. 64-50

3/21, 10 p.m. ESPN

91 NC State 75-55

3/21, 10 p.m. ESPN

92 Florida St. 94-59

3/21, 10 p.m. ESPN

93 George Mason (27-5)

3/21, 10 p.m. ESPN

94 LSU 103-48

3/21, 10 p.m. ESPN

95 San Diego St. (25-9)

3/21, 10 p.m. ESPN

96 Michigan St. (21-6)

3/21, 10 p.m. ESPN

97 Harvard (24-4)

3/21, 10 p.m. ESPN

98 NC State (26-6)

3/21, 10 p.m. ESPN

99 Vermont (21-12)

3/21, 10 p.m. ESPN

100 NC State 75-55

3/21, 10 p.m. ESPN

101 Michigan St. 64-50

3/21, 10 p.m. ESPN

102 NC State 75-55

3/21, 10 p.m. ESPN

103 Florida St. 94-59

3/21, 10 p.m. ESPN

104 George Mason (27-5)

3/21, 10 p.m. ESPN

105 LSU 103-48

3/21, 10 p.m. ESPN

106 San Diego St. (25-9)

3/21, 10 p.m. ESPN

107 Michigan St. (21-6)

3/21, 10 p.m. ESPN

108 Harvard (24-4)

3/21, 10 p.m. ESPN

109 NC State (26-6)

3/21, 10 p.m. ESPN

110 Vermont (21-12)

3/21, 10 p.m. ESPN

111 NC State 75-55

3/21, 10 p.m. ESPN

112 Michigan St. 64-50

3/21, 10 p.m. ESPN

113 NC State 75-55

3/21, 10 p.m. ESPN

114 Florida St. 94-59

3/21, 10 p.m. ESPN

115 George Mason (27-5)

3/21, 10 p.m. ESPN

116 LSU 103-48

3/21, 10 p.m. ESPN

117 San Diego St. (25-9)

3/21, 10 p.m. ESPN

118 Michigan St. (21-6)

3/21, 10 p.m. ESPN

119 Harvard (24-4)

3/21, 10 p.m. ESPN

120 NC State (26-6)

3/21, 10 p.m. ESPN

121 Vermont (21-12)

3/21, 10 p.m. ESPN

122 NC State 75-55

3/21, 10 p.m. ESPN

123 Michigan St. 64-50

3/21, 10 p.m. ESPN

124 NC State 75-55

3/21, 10 p.m. ESPN

125 Florida St. 94-59

3/21, 10 p.m. ESPN

126 George Mason (27-5)

3/21, 10 p.m. ESPN

127 LSU 103-48

3/21, 10 p.m. ESPN

128 San Diego St. (25-9)

3/21, 10 p.m. ESPN

129 Michigan St. (21-6)

3/21, 10 p.m. ESPN

130 Harvard (24-4)

3/21, 10 p.m. ESPN

131 NC State (26-6)

3/21, 10 p.m. ESPN

132 Vermont (21-12)

3/21, 10 p.m. ESPN

133 NC State 75-55

3/21, 10 p.m. ESPN

134 Michigan St. 64-50

3/21, 10 p.m. ESPN

135 NC State 75-55

3/21, 10 p.m. ESPN

136 Florida St. 94-59

3/21, 10 p.m. ESPN

137 George Mason (27-5)

3/21, 10 p.m. ESPN

138 LSU 103-48

3/21, 10 p.m. ESPN

139 San Diego St. (25-9)

3/21, 10 p.m. ESPN

140 Michigan St. (21-6)

3/21, 10 p.m. ESPN

141 Harvard (24-4)

3/21, 10 p.m. ESPN

142 NC State (26-6)</

NCAA Tournament Results



LSU • NCAA TOURNAMENT HISTORY

Appearances: (30 overall) 1984, 1986, 1987, 1988, 1989, 1990, 1991, 1997, 1999, 2000, 2001, 2002, 2003, 2004, 2005, 2006, 2007, 2008, 2009, 2010, 2012, 2013, 2014, 2015, 2017, 2018, 2022, 2023, 2024, 2025

All-Time Record: 60-27 | Best Finish: National Champions • 2023

1984 • NO. 5 SEED MIDWEST REGION

Second Round • Baton Rouge, La.

First Round: Bye

Second Round: (5) LSU 92, (4) Missouri 82

Sweet 16 & Elite 8 Rounds • Ruston, La.

Sweet 16: (1) Louisiana Tech 92, (5) LSU 67

1986 • NO. 2 SEED MIDEAST REGION

Second Round • Baton Rouge, La.

First Round: Bye

Second Round: (2) LSU 78, (10) Middle Tennessee 65

Sweet 16 & Elite 8 Rounds • Iowa City, Iowa

Sweet 16: (2) LSU 81, (3) Ohio State 80

Elite 8: (4) Tennessee 67, (2) LSU 65

1987 • NO. 4 SEED MIDWEST REGION

Second Round • Baton Rouge, La.

First Round: Bye

Second Round: (5) Southern Illinois 70, (4) LSU 56

1988 • NO. 9 SEED WEST REGION

First Round • Nacogdoches, Texas

(8) Stephen F. Austin 84, (9) LSU 62

1989 • NO. 4 SEED MIDWEST REGION

Second Round • West Lafayette, Ind.

First Round: Bye

Second Round: (4) LSU 54, (5) Purdue 53

Sweet 16 & Elite 8 Rounds • Ruston, La.

Sweet 16: (1) Louisiana Tech 85, (4) LSU 65

1990 • NO. 9 SEED MIDWEST REGION

First Round • Hattiesburg, Miss.

First Round: (8) Southern Miss 75, (9) LSU 65

1991 • NO. 2 SEED MIDWEST REGION

Second Round • Beaumont, Texas

First Round: Bye

Second Round: (10) Lamar 93, (2) LSU 73

1997 • NO. 4 SEED MIDEAST REGION

First & Second Rounds • Baton Rouge, La.

First Round: (4) LSU 88, (13) Maine 79

Second Round: (4) LSU 71, (12) Marquette 58

Sweet 16 & Elite 8 Rounds • West Lafayette, Ind.

(1) Old Dominion 62, (4) LSU 49

1999 • NO. 4 SEED WEST REGION

First & Second Rounds • Baton Rouge, La.

First Round: (4) LSU 78, (13) Evansville 69

Second Round: (4) LSU 74, (5) Notre Dame 64

Sweet 16 & Elite 8 Rounds • Los Angeles, Calif.

Sweet 16: (1) Louisiana Tech 73, (4) LSU 52

2000 • NO. 3 SEED EAST REGION

First & Second Rounds • Baton Rouge, La.

First Round: (3) LSU 77, (14) Liberty 54

Second Round: (3) LSU 57, (11) Stephen F. Austin 45

Sweet 16 & Elite 8 Rounds • Richmond, Va.

Sweet 16: (3) LSU 79, (2) Duke 66

Elite 8: (1) Connecticut 86, (3) LSU 71

2001 • NO. 6 SEED MIDWEST REGION

First & Second Rounds • West Lafayette, Ind.

First Round: (6) LSU 83, (11) Arizona State 66

Second Round: (3) Purdue 73, (6) LSU 70

2002 • NO. 6 SEED WEST REGION

First & Second Rounds • Boulder, Colo.

First Round: (6) LSU 84, (11) Santa Clara 78

Second Round: (3) Colorado 69, (6) LSU 58

2003 • NO. 1 SEED WEST REGION

First & Second Rounds • Eugene, Ore.

First Round: (1) LSU 86, (16) Texas State 50

Second Round: (1) LSU 80, (8) Green Bay 69

Sweet 16 & Elite 8 Rounds • Palo Alto, Calif.

Sweet 16: (1) LSU 69, (5) Louisiana Tech 63

Elite 8: (2) Texas 78, (1) LSU 60

2004 • NO. 4 SEED WEST REGION

First & Second Rounds • Baton Rouge, La.

First Round: (4) LSU 83, (13) Austin Peay 66

Second Round: (4) LSU 76, (12) Maryland 61

Sweet 16 & Elite 8 Rounds • Seattle, Wash.

Sweet 16: (4) LSU 71, (1) Texas 55

Elite 8: (4) LSU 62, (3) Georgia 60

NCAA Final Four • New Orleans, La.

National Semifinals: (1) Tennessee 52, (4) LSU 50

2005 • NO. 1 SEED

CHATTANOOGA REGION

First & Second Rounds • Knoxville, Tenn.

First Round: (1) LSU 70, (16) Stetson 36

Second Round: (1) LSU 76, (9) Arizona 43

Sweet 16 & Elite 8 Rounds • Chattanooga, Tenn.

Sweet 16: (1) LSU 90, (13) Liberty 48

Elite 8: (1) LSU 59, (2) Duke 49

NCAA Final Four • Indianapolis, Ind.

National Semifinals: (2) Baylor 68, (1) LSU 57

2006 • NO. 1 SEED

SAN ANTONIO REGION

First & Second Rounds • Nashville, Tenn.

First Round: (1) LSU 72, (16) Florida Atlantic 48

Second Round: (1) LSU 72, (9) Washington 49

Sweet 16 & Elite 8 Rounds • San Antonio, Texas

Sweet 16: (1) LSU 66, (4) DePaul 56

Elite 8: (1) LSU 62, (3) Stanford 59

NCAA Final Four • Boston, Mass.

National Semifinals: (1) Duke 64, (1) LSU 45

2007 • NO. 3 SEED FRESNO REGION

First & Second Rounds • Austin, Texas

First Round: (3) LSU 77, (14) UNC Asheville 39

Second Round: (3) LSU 49, (11) West Virginia 43

Sweet 16 & Elite 8 Rounds • Fresno, Calif.

Sweet 16: (3) LSU 55, (10) Florida State 43

Elite 8: (3) LSU 73, (1) Connecticut 50

NCAA Final Four • Cleveland, Ohio

National Semifinals: (4) Rutgers 59, (3) LSU 35

2008 • NO. 2 SEED NEW ORLEANS REGION

First & Second Rounds • Baton Rouge, La.

First Round: (2) LSU 66, (15) Jackson State 32

Second Round: (2) LSU 68, (7) Marist 49

Sweet 16 & Elite 8 Rounds • New Orleans, La.

Sweet 16: (2) LSU 67, (3) Oklahoma State 52

Elite 8: (2) LSU 56, (1) North Carolina 50

NCAA Final Four • Tampa, Fla.

National Semifinals: (1) Tennessee 47, (2) LSU 46

2009 • NO. 6 SEED RALEIGH REGION

First & Second Rounds • Baton Rouge, La.

First Round: (6) LSU 69, (11) Green Bay 59

Second Round: (3) Louisville 62, (6) LSU 52

2010 • NO. 7 SEED MEMPHIS REGION

First & Second Rounds • Durham, N.C.

First Round: (7) LSU 60, (10) Hartford 39

Second Round: (2) Duke 60, (7) LSU 52

2012 • NO. 5 SEED KINGSTON REGION

First & Second Rounds • Baton Rouge, La.

First Round: (5) LSU 64, (12) San Diego State 56

Second Round: (4) Penn State 90, (5) LSU 80

2013 • NO. 6 SEED SPOKANE REGION

First & Second Rounds • Baton Rouge, La.

First Round: (6) LSU 75, (11) Green Bay 71

Second Round: (6) LSU 71, (3) Penn State 66

Sweet 16 & Elite 8 Rounds • Spokane, Wash.

Sweet 16: (2) California 73, (6) LSU 63

2014 • NO. 7 SEED LOUISVILLE REGION

First & Second Rounds • Baton Rouge, La.

First Round: (7) LSU 98, (10) Georgia Tech 78

Second Round: (7) LSU 76, (2) West Virginia 67

Sweet 16 & Elite 8 Rounds • Louisville, Ky.

Sweet 16: (3) Louisville 73, (7) LSU 47

2015 • NO. 11 SEED ALBANY REGION

First & Second Rounds • Tampa, Fla.

First Round: (6) USF 73, (11) LSU 64

2017 • NO. 8 SEED OKLAHOMA CITY REGION

First & Second Rounds • Waco, Texas

First Round: (9) California 55, (8) LSU 52

2018 • NO. 6 SEED SPOKANE REGION

First & Second Rounds • Columbus, Ohio

First Round: (11) Central Michigan 78, (6) LSU 69

2022 • NO. 3 SEED SPOKANE REGION

First & Second Rounds • Baton Rouge, La.

First Round: (3) LSU 83, (14) Jackson State 77

Second Round: (6) Ohio State 79, (3) LSU 64

2023 • NO. 3 SEED GREENVILLE 2 REGION

First & Second Rounds • Baton Rouge, La.

First Round: (3) LSU 73, (14) Hawaii 50

Second Round: (3) LSU 66, (6) Michigan 42

Sweet 16 & Elite 8 Rounds • Greenville, S.C.

Sweet 16: (3) LSU 66, (2) Utah 63

Elite 8: (3) LSU 54, (9) Miami (Fla.) 42

NCAA Final Four • Dallas, Texas

National Semifinals: (3) LSU 79, (1) Virginia Tech 72

National Championship: (3) LSU 102*, (2) Iowa 85

* NCAA Championship Game Scoring Record

2024 • NO. 3 SEED ALBANY 2 REGION

First & Second Rounds • Baton Rouge, La.

First Round: (3) LSU 70, (14) Rice 60

Second Round: (3) LSU 83, (11) MTSU 56

Sweet 16 & Elite 8 Rounds • Greenville, S.C.

Sweet 16: (3) LSU 78, (2) UCLA 69

Elite 8: (1) Iowa 94, (3) LSU 87

2025 • NO. 3 SEED SPOKANE 1 REGION

First & Second Rounds • Baton Rouge, La.

First Round: (3) LSU 103, (14) SDSU 48

Second Round: (3) LSU 101, (6) FSU 71

Sweet 16 & Elite 8 Rounds • Greenville, S.C.

Sweet 16: (3) LSU 80, (2) NC State 73

NCAA Tournament Records

TEAM RECORDS

MOST POINTS IN A GAME

LSU • 103 • #13 SDSU • 03/22/25
Opponent • 93 • by #23 Lamar • 03/17/91

FEWEST POINTS IN A GAME

LSU • 35 • vs. #15 Rutgers • 04/01/07
Opponent • 32 • by Jackson State • 03/22/08

MOST POINTS IN A HALF

LSU • 59* (1st Half) • Iowa (National Championship) • 04/02/23
Opponent • 54 (2nd Half) • by #19 Stephen F. Austin • 03/16/88
Opponent • 54 (2nd Half) • #11 by Penn State • 03/20/12

* Most points scored in a half of the national championship game

FEWEST POINTS IN A HALF

LSU • 15 (1st Half) • vs. #4 Duke • 04/02/06
Opponent • 11 (1st Half) • by Jackson State • 03/22/08

MOST REBOUNDS

LSU • 57 • Georgia Tech • 03/23/14
Opponent • 56 • by #3 Louisiana Tech • 03/23/89

FEWEST REBOUNDS

LSU • 23 • vs. #6 Louisiana Tech • 03/30/03
Opponent • 21 • #25 by Arizona State • 03/16/01

MOST FIELD GOALS MADE

LSU • 41 • Florida State • 03/24/23
Opponent • 39 • by #2 Louisiana Tech • 03/23/84

FEWEST FIELD GOALS MADE

LSU • 12 • vs. #15 Rutgers • 04/01/07
Opponent • 12 • by Jackson State • 03/22/08

MOST FIELD GOALS ATTEMPTED

LSU • 74 • #Jackson State • 03/19/22
Opponent • 78 • by #23 Lamar • 03/17/91

FEWEST FIELD GOALS ATTEMPTED

LSU • 50 • vs. #2 Tennessee • 04/04/04
Opponent • 45 • by California • 03/18/17

HIGHEST FIELD GOAL PERCENTAGE

LSU • 63.3 (31-49) • vs. #21 Green Bay • 03/24/03
Opponent • 59.1 (39-66) • by #2 Louisiana Tech • 03/23/84

LOWEST FIELD GOAL PERCENTAGE

LSU • 23.9 (16-67) • at #4 Louisville • 03/30/14
Opponent • 23.1 (12-52) • by Jackson State • 03/22/08

MOST 3-POINT FIELD GOALS MADE

LSU • 11 • Iowa (National Championship) • 04/02/23
Opponent • 12 • by #4 Louisville • 04/01/07

FEWEST 3-POINT FIELD GOALS MADE

LSU • 0 • five times
Opponent • 0 • two times

MOST 3-POINT FIELD GOALS ATTEMPTED

LSU • 18 • vs. UNC Asheville • 03/17/07
LSU • 18 • vs. SDSU • 03/22/25
Opponent • 30 • by #4 Louisville • 03/30/14

FEWEST 3-POINT FIELD GOALS ATTEMPTED

LSU • 3 • vs. #2 Tennessee • 04/04/04
Opponent • 2 • three times

HIGHEST 3-POINT FIELD GOAL PERCENTAGE

LSU • 100.0 (2-2) • vs. #16 Georgia • 03/29/04
Opponent • 60.0 (6-10) • by #8 Purdue • 03/18/01

LOWEST 3-POINT FIELD GOAL PERCENTAGE

LSU • 0.0 • four times
Opponent • 0.0 • two times

MOST FREE THROWS MADE

LSU • 30 • #11 Missouri • 03/18/84
Opponent • 29 • by #3 Louisiana Tech • 03/23/89

FEWEST FREE THROWS MADE

LSU • 3 • vs. #15 Rutgers • 04/01/07
Opponent • 2 • by #13 Stanford • 03/27/06
Opponent • 2 • by #13 DePaul • 03/25/06

MOST FREE THROWS ATTEMPTED

LSU • 43 • #11 Missouri • 03/18/84
Opponent • 42 • by #3 Louisiana Tech • 03/23/89

FEWEST FREE THROWS ATTEMPTED

LSU • 9 • Stephen F. Austin • 03/19/00
Opponent • 2 • by #13 DePaul • 03/25/06

HIGHEST FREE THROW PERCENTAGE

LSU • 1.000 (10-10) • at #6 Duke • 03/24/10
Opponent • 1.000 (7-7) • by Washington • 03/20/06

LOWEST FREE THROW PERCENTAGE

LSU • 30.0 (3-10) • vs. #15 Rutgers • 04/01/07
Opponent • 40.0 (16-32) • by Stephen F. Austin • 03/19/00
Opponent • 40.0 (2-5) • by #13 Stanford • 03/27/06

MOST ASSISTS

LSU • 29 • vs. Florida State • 03/24/25
Opponent • 27 • by #2 Louisiana Tech • 03/23/84

FEWEST ASSISTS

LSU • 2 • at #4 Louisville • 03/30/14
Opponent • 5 • by Marquette • 03/17/97

MOST STEALS

LSU • 17 • vs. Florida Atlantic • 03/18/06
Opponent • 20 • by Marquette • 03/17/97

FEWEST STEALS

LSU • 1 • at #23 Lamar • 03/17/91
LSU • 1 • San Diego State • 03/18/12
Opponent • 1 • by #11 Missouri • 03/18/84

MOST BLOCKED SHOTS

LSU • 10 • vs. UNC Asheville • 03/17/07
Opponent • 9 • by #8 Purdue • 03/18/01

FEWEST BLOCKED SHOTS

LSU • 0 • three times
Opponent • 0 • eight times

MOST TURNOVERS

LSU • 23 • Georgia Tech • 03/23/14
LSU • 23 • Marquette • 03/17/97
Opponent • 25 • 5x • Last: Jackson State • 03/22/08

FEWEST TURNOVERS

LSU • 2 • vs. Central Michigan • 03/17/18
Opponent • 7 • by #8 Purdue • 03/18/01

MOST FOULS

LSU • 34 • at #3 Louisiana Tech • 03/23/89
Opponent • 31 • by Middle Tennessee • 03/16/86
Opponent • 31 • by #11 Missouri • 03/18/84

FEWEST FOULS

LSU • 10 • vs. #21 Green Bay • 03/24/03
LSU • 10 • vs. Washington • 03/20/06
Opponent • 10 • three times

INDIVIDUAL RECORDS

POINTS

LSU • 34 • Marie Ferdinand • vs. Purdue • 03/18/01
LSU • 34 • Angel Reese • vs. Hawaii • 03/17/23
Opponent • 41 • Caitlin Clark • Iowa • 04/01/24

REBOUNDS

LSU • 24 • Angel Reese • vs. Michigan • 03/19/23
Opponent • 20 • Khara Smith • DePaul • 03/25/06

FIELD GOALS MADE

LSU • 14 • Seimone Augustus • vs. Texas • 03/27/04
Opponent • 13 • Heather Schreiber • Texas • 04/01/03
Opponent • 13 • Janice Lawrence • Louisiana Tech • 03/23/84

FIELD GOALS ATTEMPTED

LSU • 26 • Seimone Augustus • vs. Baylor • 04/03/05
Opponent • 27 • Candace Parker • Tennessee • 04/06/08

FREE THROWS MADE

LSU • 14 • Marie Ferdinand • vs. Purdue • 03/18/01
Opponent • 14 • Cindy Blodgett • Maine • 03/15/97

FREE THROWS ATTEMPTED

LSU • 30 • Khayla Pointer vs. Ohio St.; March 21, 2022
Opponent: 16 (made 13) Venus Lacy (LA Tech); March 23, 1989

3-POINT FIELD GOALS MADE

LSU • 5 • 3x • Last: RaShonta LeBlanc • vs. UNC Asheville • 03/17/07
Opponent • 6 • Asha Thomas • California • 03/18/17
Opponent • 6 • Mozell Brooks • #19 Stephen F. Austin • 03/16/88

3-POINT FIELD GOALS ATTEMPTED

LSU • 11 • Pokey Chatman • at #20 Southern Miss • 03/14/90
Opponent • 13 • Sydney Wallace • Georgia Tech • 03/23/14

ASSISTS

LSU • 15 • Temeka Johnson • vs. Liberty • 03/26/05
Opponent • 10 • Joni Davis • #11 Missouri • 03/18/84

STEALS

LSU • 6 • Marie Ferdinand • Stephen F. Austin • 03/19/00
LSU • 6 • Sylvia Fowles • Jackson State • 03/22/08
LSU • 6 • Danielle Ballard • USF • 03/21/15
Opponent • 6 • Carena Easley • Jackson State • 03/22/08

BLOCKED SHOTS

LSU • 8 • Dee Dee Franklin • at #15 Purdue • 03/19/89
Opponent • 5 • Kristine Anigwe • California • 03/18/17
Opponent • 5 • Tere Bjorklund • #12 Colorado • 03/17/02

Kim Mulkey Is A Champion



Kim Mulkey, the most successful player-turned-coach in college basketball history, was named the LSU Women's Basketball Head Coach ahead of the 2021-22 season, leading the Tigers into a new era of success.

The 2023-24 season saw LSU reach the Elite Eight for the second consecutive season as the Tigers went 31-6. Mulkey has had at least 20 wins in every season she has been a head coach. In a rematch of the 2023 National Semifinal during the 2024 ACC/SEC Challenged, Mulkey earned her 700th career victory in her 813th game, becoming the quickest coach in men's or women's DI history to reach that milestone.

With nine new pieces for the 2022-23 season and just one returning contributor, Coach Mulkey pieced together a team that was the last group standing at the end of March Madness. She became the first head coach in college basketball history to win national championships with multiple programs. She has four national championships as a head coach (Baylor and LSU), one as an assistant coach (Louisiana Tech) and two as a player (Louisiana Tech). The Tigers were dominant en route to their first national championship, compiling a 34-2 record, including a perfect 17-0 record at home in the PMAC.

LSU defeated Iowa in Dallas for the national championship, 102-85, setting the NCAA record for points in a championship game. The championship game drew 9.9 million viewers across ABC and ESPN networks to set the record for the one of the most watched women's college basketball game of all-time.

Mulkey, who also won an Olympic Gold Medal in 1984, is the only person in college basketball history – men's or women's – to win national championships as a head coach, assistant coach, and a player. She's one of just three coaches (Bobby Knight and Dean Smith) in college basketball history to win national titles as a player and a coach. It did not take Coach Mulkey long to have success her first year at LSU, winning the AP National Coach of the Year award after leading the greatest turnaround in SEC history by a first-year head coach. Coach Mulkey joined Geno Auriemma and Muffet McGraw as the only coaches to earn the AP Coach of the Year award three times.

A member of the 2020 Naismith Memorial Basketball Hall of Fame Class, Mulkey built Baylor into a national power, as they became just the third program in NCAA history to have at least three national titles to its credit with championships in 2005, 2012 with a perfect 40-0 record and 2019.

Mulkey has been named National Coach of the Year eight times from various entities, and she was selected as the Big 12 Coach of the Year eight times. She's taken home the New York Athletic Club's Winged Foot Award after each national championship as a head coach.

Individually, Mulkey has developed and produced some of the top players in women's basketball history. As a head coach, she has developed nine players under her watch to First Team All-America status by either the Associated Press, USBWA, WBCA or John Wooden selections.

Mulkey By The Numbers

7

National Championships*

9x

National Coach of the Year

9

Hall of Fame Inductions

700

Fastest DI Coach to 700 victories

1984

Olympic Gold Medalist

***Only person in college basketball history - men's or women's - to win national championships as a player, assistant and head coach**

Mulkey's Halls of Fame

National High School Hall of Fame (1985)
Louisiana High School Hall of Fame (1986)
Louisiana Sports Writers Hall of Fame (1990)
Louisiana Tech Athletics Hall of Fame (1992)
Women's Basketball Hall of Fame (2000)
CoSIDA Academic Hall of Fame (2003)
Baylor Athletics Hall of Fame (2007)
Texas Sports Hall of Fame (2010)
Naismith Memorial Basketball Hall of Fame (2020)

Coaching Record

Louisiana Tech Record: 430-68 (.863)
Baylor Record: 632-104 (.859)
LSU Record: 122-19 (.862)
Head Coaching Record: 754-123 (.859)

Playing Record

Record at Louisiana Tech: 130-6 (.956)
Record at Hammond High: 136-5 (.964)

The Timeline of Mulkey

2023

- Won NCAA National Championship
- Winged Foot Award (New York Athletic Club)

2022

- AP National Coach of the Year
- Led the largest turnaround by a first-year head coach in SEC history, taking LSU from going 9-13 to 26-6.

2021

- Named LSU's Head Women's Basketball Coach

2020

- Big 12 Coach of the Year
- Naismith Memorial Basketball Hall of Fame Inductee

2019

- Won NCAA National Championship
- AP National Coach of the Year
- USBWA Coach of the Year
- WBCA Coach of the Year
- Winged Foot Award (New York Athletic Club)
- Big 12 Coach of the Year

2018

- WBCA Regional Coach of the Year
- Big 12 Coach of the Year
- Naismith Memorial Basketball Hall of Fame Class women's committee finalist

2017

- One of 13 Naismith Memorial Basketball Hall of Game Class women's committee nominations

2016

- WBCA Regions 5 Coach of the Year
- Big 12 Coach of the Year – Waco Tribune-Herald

2015

- Big 12 Coach of the Year
- WBCA Regions 5 Coach of the Year
- Big 12 Coach of the Year – Dallas Morning News

2014

- Selected No. 40 on Louisiana's all-time top athletes list
- Inducted into the Ark-La-Tex Museum of Champions

2013:

- Big 12 Coach of the Year
- Big 12 Coach of the Year – Dallas Morning News and Waco Tribune-Herald

2012

- Won NCAA National Championship
- AP National Coach of the Year
- Naismith National Coach of the Year
- Russell Athletic/WBCA National Coach of the Year
- USBWA National Coach of the Year
- Naismith National Coach of the Year
- Winged Foot award (New York Athletic Club)
- Big 12 Coach of the Year
- Big Coach of the Year – Dallas Morning News and Waco Tribune-Herald

2011

- USBWA National Coach of the Year
- Big 12 Coach of the Year

2010:

- Texas Sports Hall of Fame Inductee

2007:

- Baylor Athletic Hall of Fame Inductee

2005:

- Won NCAA National Championship
- Big 12 Coach of the Year
- Winged Foot Award (New York Athletic Club)
- Dallas All Sports Association College Coach of the Year
- Texas Association of Basketball Coaches (TABC) Senior College Coach of the Year
- Baylor Staff Member of the Year (Student Government Association)

2004

- Texas Association of Basketball Coaches (TABC) Senior College Coach of the Year

2003

- Inducted into CoSIDA Academic All-America Hall of Fame

2002

- Texas Association of Basketball Coaches (TABC) Senior College Coach of the Year

2001

- Named one of top 50 Female High School Athletes of the 20th century
- National Coach of the Year-- Real Sport Magazine
- Big 12 Coach of the Year -- Dallas Morning News and Waco Tribune-Herald

2000

- Named Baylor's fourth head women's basketball coach
- Inducted into the Women's Basketball Hall of Fame

1999

- Lone female named among Louisiana Sports Writers Association's (LSWA) top 25 athletes of the 20th century
- Named one of top three assistants by Women's Basketball Journal
- Listed by Sports Illustrated as one of the top 50 greatest Louisiana sports figures of the 20th century

1992

- Inducted into Louisiana Tech Athletics Hall of Fame

1990

- Inducted into Louisiana Sports Writers Hall of Fame

1988

- Won the NCAA National Championship as an assistant coach at Louisiana Tech

1986

- Inducted into Louisiana High School Hall of Fame

1985

- Inducted into National High School Hall of Fame
- Began her coaching career as an assistant at Louisiana Tech

1984

- NCAA Postgraduate Scholarship winner
- Academic All-American
- James Corbett Award (Louisiana's College Athlete of the Year)
- Naismith "Small Player of the Year"
- Olympic Gold medalist at Los Angeles Games

1983

- Won Gold medal at Pan Am Games in Caracas, Venezuela
- Academic All-American

1982

- Member of USA Basketball Select Team
- Won NCAA National Championship as a player at Louisiana Tech

1981

- Won Gold medal for South Team at Olympic Festival (Syracuse, N.Y.)
- Won AIAW National Championship as a player at Louisiana Tech

Kim Mulkey: A Proven Winner

Mulkey's Coaching Record

Year	School	Position	Record	Postseason
2024-25	LSU	Head Coach	31-5	TBD
2023-24	LSU	Head Coach	31-6	NCAA Elite Eight
2022-23	LSU	Head Coach	34-2	NCAA Champions
2021-22	LSU	Head Coach	26-6	NCAA Second Round
2020-21*	Baylor	Head Coach	28-3	NCAA Elite Eight
2019-20	Baylor	Head Coach	28-2	Big 12 RS Champions
2018-19	Baylor	Head Coach	37-1	NCAA Champions
2017-18	Baylor	Head Coach	33-2	NCAA Sweet 16
2016-17	Baylor	Head Coach	33-4	NCAA Elite Eight
2015-16	Baylor	Head Coach	36-2	NCAA Elite Eight
2014-15	Baylor	Head Coach	33-4	NCAA Elite Eight
2013-14	Baylor	Head Coach	32-5	NCAA Elite Eight
2012-13	Baylor	Head Coach	34-2	NCAA Sweet 16
2011-12	Baylor	Head Coach	40-0	NCAA Champions
2010-11	Baylor	Head Coach	34-3	NCAA Elite Eight
2009-10	Baylor	Head Coach	27-10	NCAA Final Four
2008-09	Baylor	Head Coach	29-6	NCAA Sweet 16
2007-08	Baylor	Head Coach	25-7	NCAA Second Round
2006-07	Baylor	Head Coach	26-8	NCAA Second Round
2005-06	Baylor	Head Coach	26-7	NCAA Sweet 16
2004-05	Baylor	Head Coach	33-3	NCAA Champions
2003-04	Baylor	Head Coach	26-9	NCAA Sweet 16
2002-03	Baylor	Head Coach	24-11	WNIT Finals
2001-02	Baylor	Head Coach	27-6	NCAA Second Round
2000-01	Baylor	Head Coach	21-9	NCAA First Round
1999-00	La. Tech	Assoc. Head Coach	31-3	NCAA Elite Eight
1998-99	La. Tech	Assoc. Head Coach	30-3	NCAA Final Four
1997-98	La. Tech	Assoc. Head Coach	31-4	NCAA National Runner-Up
1996-97	La. Tech	Assoc. Head Coach	31-4	NCAA Sweet 16
1995-96	La. Tech	Assistant Coach	31-2	NCAA Elite Eight
1994-95	La. Tech	Assistant Coach	28-5	NCAA Sweet 16
1993-94	La. Tech	Assistant Coach	31-4	NCAA National Runner-Up
1992-93	La. Tech	Assistant Coach	26-6	NCAA Elite Eight
1991-92	La. Tech	Assistant Coach	20-10	NCAA First Round
1990-91	La. Tech	Assistant Coach	18-12	NCAA First Round
1989-90	La. Tech	Assistant Coach	32-1	NCAA Final Four
1988-89	La. Tech	Assistant Coach	32-4	NCAA Final Four
1987-88	La. Tech	Assistant Coach	32-2	NCAA Champions
1986-87	La. Tech	Assistant Coach	30-3	NCAA National Runner-Up
1985-86	La. Tech	Assistant Coach	27-5	NCAA Elite Eight

*No postseason due to Covid-19

Louisiana Tech Record: 430-68

Baylor Record: 632-104

LSU Record: 122-19

Head Coaching Record: 754-123

Mulkey's Playing Record


Year	School	Record	Postseason
1983-84	Louisiana Tech	30-3	NCAA Final Four
1982-83	Louisiana Tech	31-2	NCAA National Runner-Up
1981-82	Louisiana Tech	35-1	NCAA National Champions
1980-81	Louisiana Tech	34-0	AIAW National Champions

Collegiate Record: 130-6 (.956)

Mulkey's Milestone Victories

WIN	OPPONENT	SCORE	DATE
1	Miami (Ohio)	75-62	11/18/00
50	Alcorn state	78-62	11/23/02
100	At Mississippi State	66-49	11/23/04
150	Texas Tech	73-60	2/19/06
200	At Missouri	72-57	1/23/08
250	Texas State	99-18	1/2/10
300	Chattanooga	91-31	11/31/11
350	Oklahoma State	83-49	1/6/13
400	Oklahoma State	65-61	3/9/14
450	James Madison	77-63	12/21/15
500	Texas Tech	86-48	2/25/17
550	Texas Tech	73-56	1/16/19
600	Texas Tech	77-62	2/18/20
650	Kentucky	78-69	1/30/22
700	Virginia Tech	82-64	11/30/23
750	Kentucky	65-58	2/23/25

Mulkey is fastest coach in Division I history - men's or women's - to reach 700 wins (needing only 813 games)



LAST TIME

AN LSU PLAYER...

scored 20 points.....	Aneesah Morrow, 30, Sa'Myah Smith, 21 vs. NC State (March 28, 2025)
scored 25 points.....	Aneesah Morrow, 30 vs. NC State (March 28, 2025)
scored 30 points.....	Aneesah Morrow, 30 vs. NC State (March 28, 2025)
scored 35 points.....	Aneesah Morrow, 36 vs. Florida (March 7, 2025)
scored 40 points.....	Mikaylah Williams 42 vs. Kent State (Nov. 14, 2023)
scored 45 points.....	Cornelia Gayden, 49, Jackson State (Feb. 9, 1995)
scored double figures in 5 straight games.....	Aneesah Morrow, 25 straight (Dec. 8, 2024 - Present)
scored double figures in 10 straight games.....	Aneesah Morrow, 25 straight (Dec. 8, 2024 - Present)
scored double figures in 15 straight games.....	Aneesah Morrow, 25 straight (Dec. 8, 2024 - Present)
scored double figures in 20 straight games.....	Aneesah Morrow, 25 straight (Dec. 8, 2024 - Present)
scored double figures in 25 straight games.....	Flau'Jae Johnson, 38 straight (Feb. 25, 2024 - Feb. 23, 2025)
scored double figures in 30 straight games.....	Flau'Jae Johnson, 38 straight (Feb. 25, 2024 - Feb. 23, 2025)
scored double figures in 40 straight games.....	Angel Reese, 69 straight (Nov. 7, 2022 - April 1, 2024)
scored double figures in 50 straight games.....	Angel Reese, 69 straight (Nov. 7, 2022 - April 1, 2024)
scored double figures in 60 straight games.....	Angel Reese, 69 straight (Nov. 7, 2022 - April 1, 2024)
scored double figures in 70 straight games.....	Seimone Augustus, 97 straight (Dec. 20, 2003 - April 2, 2006)
scored double figures in 80 straight games.....	Seimone Augustus, 97 straight (Dec. 20, 2003 - April 2, 2006)
scored double figures in 90 straight games.....	Seimone Augustus, 97 straight (Dec. 20, 2003 - April 2, 2006)
scored 20 points in 2 straight games.....	Sa'Myah Smith, 2 straight (March 24, 2025 - Present) Aneesah Morrow, 2 straight (March 24, 2025 - Present)
scored 20 points in 3 straight games.....	Mikaylah Williams, 3 straight (Feb. 23, 2025 - Present)
scored 20 points in 4 straight games.....	Aneesah Morrow, 4 straight (Jan. 5, 2025 - Jan. 19, 2025)
scored 20 points in 5 straight games.....	Flau'Jae Johnson, 5 straight (March 24, 2023 - Nov. 8, 2024)
scored 20 points in 6 straight games.....	Angel Reese, 6 straight (Jan. 1, 2023 - Jan. 19, 2023)
scored 20 points in 7 straight games.....	Angel Reese, 9 straight (Nov. 16, 2022 - Dec. 16, 2022)
scored 20 points in 8 straight games.....	Angel Reese, 9 straight (Nov. 16, 2022 - Dec. 16, 2022)
scored 20 points in 9 straight games.....	Angel Reese, 9 straight (Nov. 16, 2022 - Dec. 16, 2022)
scored 20 points in 10 straight games.....	Cornelia Gayden, 13 straight (March 1, 1993 - Jan. 1, 1994)
scored 20 points in 13 straight games.....	Cornelia Gayden, 13 straight (March 1, 1993 - Jan. 1, 1994)
scored 30 points in 2 straight games.....	Angel Reese, 32 vs. Lamar (Dec. 14, 2022), 30 vs. Montana St (Dec. 17, 2022)
scored 30 points in 3 straight games.....	Cornelia Gayden, 3 straight (Feb. 4 - Feb. 9, 1995)
made 10 field goals in a game.....	Aneesah Morrow, 12-25, vs. NC State (March 28, 2025)
made 15 field goals in a game.....	Aneesah Morrow, 15-21 vs. Florida (March 7, 2025)
attempted 20 field goals in a game.....	Aneesah Morrow, 12-25, vs. NC State (March 28, 2025)
attempted 25 field goals in a game.....	Aneesah Morrow, 12-25, vs. NC State (March 28, 2025)
shot 100% from the floor (min. 10 att.).....	Ayana Mitchell (10-10), at Oklahoma (Dec. 7, 2019)
made 10 free throws in a game.....	Last-Tear Poa, 10-14 vs. NC Central (Dec. 1, 2024)
made 15 free throws in a game.....	Raigyne Louis, 15, vs. Rutgers (Nov. 29, 2013)
attempted 10 free throws in a game.....	Mikaylah Williams, 8-12 vs. Ole Miss (March 2, 2025)
attempted 20 free throws in a game.....	Angel Reese, 23, vs. Michigan (March 19, 2013)
made 5 three-pointers in a game.....	Mikaylah Williams, 7-12 vs. Oklahoma (Jan. 30, 2025)
made 7 three-pointers in a game.....	Mikaylah Williams, 7-12 vs. Oklahoma (Jan. 30, 2025)
made 10 three-pointers in a game.....	Cornelia Gayden, 12, Jackson State (Feb. 9, 1995)
attempted 7 three-pointers in a game.....	Flau'Jae Johnsons, 4-7 vs. SDSU (March 22, 2025)
attempted 10 three-pointers in a game.....	Mikaylah Williams, 7-12 vs. Oklahoma (Jan. 30, 2025)
attempted 15 three-pointers in a game.....	Doneeka Hodges, 15, at #17 Georgia (Jan. 25, 2004)
had 10 rebounds.....	Aneesah Morrow, 19, Sa'Myah Smith, 11 vs. NC State (March 28, 2025)
had 15 rebounds.....	Aneesah Morrow, 19 vs. NC State (March 28, 2025)
had 20 rebounds.....	Aneesah Morrow, 20 at Texas (Feb. 16, 2025)
had 10 rebounds in 2 straight games.....	Aneesah Morrow, 3 straight (March 22, 2025 - Present) Sa'Myah Smith, 2 straight (March 25, 2025 - Present)
had 10 rebounds in 3 straight games.....	Aneesah Morrow, 3 straight (March 22, 2025 - Present)
had 10 rebounds in 4 straight games.....	Aneesah Morrow, 6 straight (Jan. 30, 2025 - Feb. 23, 2025)
had 10 rebounds in 5 straight games.....	Aneesah Morrow, 6 straight (Jan. 30, 2025 - Feb. 23, 2025)
had 10 rebounds in 10 straight games.....	Aneesah Morrow, 19 straight (Nov. 12, 2024 - Jan. 24, 2025)
had 15 rebounds in 2 straight games.....	Aneesah Morrow, 2 straight (Jan. 9, 2025 - Jan. 13, 2025)
had 10 offensive rebounds.....	Sa'Myah Smith, 11 vs. Washington (Nov. 25, 2024)
had 10 defensive rebounds.....	Aneesah Morrow, 10 vs. NC State (March 28, 2025)
had 10 assists.....	Alexis Morris, 12 vs. Vanderbilt (Jan. 1, 2023)
had 15 assists.....	Temeka Johnson, 15, vs. Liberty (March 26, 2005 • NCAA Sweet 16)
had 10 assists in 2 straight games.....	Erica White, 3 straight (Jan. 22, 2006 - Jan. 30, 2006)
had 10 assists in 3 straight games.....	Erica White, 3 straight (Jan. 22, 2006 - Jan. 30, 2006)
had 10 assists in 4 straight games.....	never happened
had 5 blocks in a game.....	Angel Reese, 5 vs. Kentucky (March 3, 2024)
had 7 blocks in a game.....	Faustine Aifuwa, 7, at #1 South Carolina (Feb. 14, 2021)
had 9 blocks in a game.....	Theresa Plaisance, 9, at Alabama (March 2, 2014 • Tied School Record)
had 5 steals in a game.....	Aneesah Morrow, 5 at Alabama (Feb. 27, 2025)
had 7 steals in a game.....	Mjracle Sheppard, 7 vs. NC Central (Dec. 1, 2024)
had 10 steals in a game.....	Raigyne Louis, 10, Florida (Jan. 5, 2017 • LSU Record)
had a double-double.....	Aneesah Morrow, 30 points and 19 rebounds, Sa'Myah Smith, 21 points, 11 rebounds vs. NC State (March 28, 2025)
had a double-double in 2 straight games.....	Aneesah Morrow, 3 straight (March 22, 2024 - Present) Sa'Myah Smith (March 24, 2025 - Present)
had a double-double in 3 straight games.....	Aneesah Morrow, 3 straight (March 22, 2024 - Present)
had a double-double in 4 straight games.....	Aneesah Morrow, 6 straight (Jan. 30, 2025 - Feb. 23, 2025)
had a double-double in 5 straight games.....	Aneesah Morrow, 6 straight (Jan. 30, 2025 - Feb. 23, 2025)
had a double-double in 10 straight games.....	Aneesah Morrow, 11 straight (Dec. 8, 2024 - Jan. 24, 2025)
had a double-double in 20 straight games.....	Angel Reese, 23 straight (Nov. 7, 2022 - Feb. 5, 2023)
had a triple-double.....	Khayla Pointer - 16 points, 11 rebounds, 10 assists at Ole Miss (Feb. 7, 2022)

LAST TIME

LSU HAS...

had two players record a double-double.....	Aneesah Morrow, 30 points and 19 rebounds, Sa'Myah Smith, 21 points, 11 rebounds vs. NC State (March 28, 2025)
had no player reach double figures in scoring.....	#1 South Carolina (Jan. 4, 2015)
kept every player on a team out of double-figures.....	vs. SDSU (March 22, 2025)
had all five starters score in double figures.....	vs. Auburn, Van Lith, Johnson, Poa, Morrow, Reese (March 8, 2024)
had four starters score in double figures.....	vs. FSU, Johnson, Morrow, Smith, Williams (March 24, 2025)
had five players score in double figures.....	vs. SDSU, Johnson, Morrow, Smith, Williams, Day-Wilson, Sheppard (March 22, 2025)
had six players score in double figures.....	vs. SDSU, Johnson, Morrow, Smith, Williams, Day-Wilson, Sheppard (March 22, 2025)
had two players score at least 20 points or more.....	Aneesah Morrow, 30, Sa'Myah Smith, 21 vs. NC State (March 28, 2025)
had two players score 25 or more points in a game.....	Mikaylah Williams, 28, Aneesah Morrow, 26 vs. FSU (March 24, 2025)
had two players score 28 or more points in a game.....	Seimone Augustus, 32, & Sylvia Fowles, 28, at Alabama (Feb. 23, 2006)
had four players score at least 20 points or more.....	at Alabama - Augustus, Johnson, Hodges, Hoston (Feb. 5, 2004)
played 40 minutes.....	Sa'Myah Smith (40 of 40) vs NC State (March 28, 2025 • NCAA Sweet 16)
played 40 minutes in 2 straight games.....	Aneesah Morrow vs. Ole Miss (40 of 40) and South Carolina (40 of 40) (March 9, 2024 - March 10, 2024)
played 40 minutes in 3 straight games.....	Khayla Pointer, at Georgia (Dec. 30, 2021) and vs. Texas A&M (Jan. 2, 2022) and vs. South Carolina (Jan. 6, 2022)
played 40 minutes in 4 straight games.....	Chloe Jackson, 5 straight (Feb. 18, 2018 - March 17, 2018)
played 40 minutes in 5 straight games.....	Chloe Jackson, 5 straight (Feb. 18, 2018 - March 17, 2018)
played 40 minutes in 8 straight games.....	Temeka Johnson, 8 straight (Feb. 17, 2002 - Mar. 17, 2002)
fouled out.....	Aalyah Del Rosario at Florida (Jan. 19, 2025)
had two freshmen in the starting lineup.....	Mikaylah Williams and Aalyah Del Rosario vs. Virginia (Nov. 25, 2023)

AN LSU OPPONENT PLAYER...

scored 40 or more points.....	41 by Caitlin Clark of Iowa (April 1, 2024 • NCAA Elite Eight)
scored 30 or more points.....	30 by Ta'Niya Latson of FSU (March 24, 2025)
attempted 25 field goals.....	11-26 by Ta'Niya Latson of FSU (March 24, 2025)
recorded a double-double.....	Nunu Agara, 29 points and 13 rebounds of Stanford (Dec. 5, 2024)
had 10 or more assists.....	12 by Caitlin Clark of Iowa (April 1, 2024 • NCAA Elite Eight)
had 15 or more rebounds.....	15 by Madison Scott of Ole Miss (Feb. 7, 2022 in Oxford)
had 20 or more rebounds.....	20 by Teaira McCowan of #6 Mississippi State (Jan. 31, 2019 in Baton Rouge)
made 13 or more field goals.....	13-29 by Caitlin Clark of Iowa (April 1, 2024 • NCAA Elite Eight)
made 15 or more free throws.....	18 by Ashley McElhiney of #19 Vanderbilt (Feb. 15, 2001 in Nashville)

MISCELLANEOUS...

LSU scored 100 points or more.....	W, 101-48 vs. FSU (March 24, 2025)
LSU scored 100 points or more in consecutive games.....	103 vs. SDSU, 101 vs. FSU (March 22, 2025 - March 24, 2025)
an opponent scored 100 points or more.....	W, 107-100 vs. Oklahoma (Jan. 30, 2025)
LSU scored 100 points away from home.....	W, 101-87 vs. Florida (March 7, 2025)
LSU scored 100 points and lost.....	101, Ole Miss in 3OT (Feb. 7, 2010 in Baton Rouge)
LSU scored 50 or fewer and won.....	def. Texas Tech, 48-40, in Lubbock, Texas (Nov. 30, 2017)
LSU scored 50 points or less.....	49-56 vs. Texas (March 8, 2025)
LSU scored 40 points or less.....	35, #6 Mississippi State (Jan. 31, 2019)
an opponent scored 20 points or less.....	19, by Centenary (Nov. 15, 2009 in Baton Rouge)
an opponent scored 30 points or less.....	30, by Florida (Feb. 11, 2010 in Gainesville)
an opponent scored 40 points or less.....	36 by Northwestern State (Nov. 8, 2024 in Baton Rouge)
an opponent scored 40 pts or less in consecutive games.....	Virginia Tech, 40 pts (Nov. 14, 2006) and Louisiana-Lafayette, 31 pts (Nov. 16, 2006)
beat a ranked team.....	vs. No. 9 NC State, 80-73 (March 28, 2025 • NCAA Sweet 16)
beat a top-5 ranked team.....	vs. No. 3 Iowa, 102-85 in Dallas in NCAA Championship (April 2, 2023)
beat a ranked team at a neutral site.....	vs. No. 9 NC State, 80-73 (March 28, 2025 • NCAA Sweet 16)
beat a ranked team on the road.....	#14 Kentucky, 65-58, in Lexington (Feb. 23, 2025)
beat a ranked team at home.....	vs. No. 13 Oklahoma, 107-100 (Jan. 30, 2025)
beat a ranked team in consecutive games.....	vs. No. 4 Virginia Tech, 79-72 (March 31, 2023 • Final Four) and vs. No. 3 Iowa, 102-85 (April 2, 2023 • NCAA Championship)
LSU had a +70 scoring margin.....	+87 (131-44) vs. NC Central (Dec. 1, 2025 in Baton Rouge)
LSU had a +15 rebound margin.....	+16 (52-36) vs. NC State (March 28, 2025)
LSU had a +20 rebound margin.....	+22 (53-31) vs. SDSU (March 22, 2025)
an opponent had a +15 rebound margin.....	+18, at South Carolina (Feb. 12, 2023)
an opponent had a +20 rebound margin.....	+24, vs. South Carolina (Jan. 6, 2022)
LSU attempted 30 free throws.....	21-32 vs. SDSU (March 22, 2025)
LSU attempted 35 free throws.....	30-41 vs. ULL (Dec. 14, 2024)
LSU attempted 50 free throws.....	40-52 vs. Jacksonville (Dec. 30, 2023)
an opponent attempted 35 free throws.....	40, by Alabama (Feb. 25, 2018)
LSU made 25 free throws.....	30-41 vs. ULL (Dec. 14, 2024)
LSU made 30 free throws.....	30-41 vs. ULL (Dec. 14, 2024)
an opponent made 30 free throws.....	34, by Alabama (March 2, 2014) - opponent school record
LSU made 10+ three-pointers.....	10-18, vs. SDSU (March 22, 2025)
LSU attempted 20 three-pointers.....	3-20 vs. Texas A&M (Jan. 26, 2025)
an opponent made 15 three-pointers.....	15, Missouri (Jan. 13, 2022)
an opponent attempted 25 three-pointers.....	Ole Miss, 8-27 (March 2, 2025)
LSU had 25 assists.....	29 vs. FSU (March 24, 2025 • Program record in NCAA Tournament Game)
LSU had 30 assists.....	32, at #18 Arkansas (Jan. 10, 2008)
LSU had 35 assists.....	38, vs. UNC Asheville (Nov. 23, 1999)
an opponent had 25 assists.....	27 by Oklahoma (Jan. 30, 2025)
LSU forced 25 turnovers.....	33 by NC Central (Dec. 1, 2024)
LSU forced 30 turnovers.....	33 by NC Central (Dec. 1, 2024)
LSU forced 35 turnovers.....	36 vs. McNeese (Dec. 12, 2023)
LSU forced 30 turnovers in consecutive games.....	35 vs. Texas Southern (Nov. 20, 2023); 30 vs. Niagara (Nov. 24, 2023)
LSU had 15 steals.....	23 vs. NC Central (Dec. 1, 2024)
LSU had 20 steals.....	23 vs. NC Central (Dec. 1, 2024)
LSU had 20 steals in consecutive games.....	20 vs McNeese (Dec. 12, 2023); 21 vs. NSU (Dec. 17, 2023)
LSU blocked 10 shots.....	12 vs. MVSU (Nov. 12, 2023)
overcame a 10-point second half deficit to win.....	-12, at Kentucky, 65-58 (Feb. 23, 2025)
overcame a 15-point second half deficit to win.....	-17, Oregon, 35-18 (Nov. 23, 1985)
overcame a 10-point second-half deficit to win (in back to back games) ...	Auburn, 56-43 (Dec. 31, 2020); trailed 34-21 at 7:13 in 3Q • at Ole Miss, 77-69 (Jan. 4, 2021);
trailed 47-34 at 2:11 in 3Q	



#1

Mjracle Sheppard

(Pronounced Miracle)

Guard | 5-10 | Sophomore | Kent, Washington

Opponent	Min	FG	3P	FT	ORB	DRB	TRB	PF	Pts.	Asst.	TO	ST	Blocks	+/-
Eastern Kentucky	--	--	--	--	--	--	--	--	--	--	--	--	--	--
Northwestern State	--	--	--	--	--	--	--	--	--	--	--	--	--	--
Charleston Southern	--	--	--	--	--	--	--	--	--	--	--	--	--	--
Murray State	--	--	--	--	--	--	--	--	--	--	--	--	--	--
Troy	--	--	--	--	--	--	--	--	--	--	--	--	--	--
Tulane	--	--	--	--	--	--	--	--	--	--	--	--	--	--
Washington	2:41	0-0	0-0	0-0	0	0	0	0	0	0	1	1	0	-4
NC State	--	--	--	--	--	--	--	--	--	--	--	--	--	--
NC Central	19:10	3-4	0-1	4-6	4	3	7	2	10	2	0	7	0	41
Stanford	2:54	0-0	0-0	0-0	0	0	0	0	0	0	0	0	0	5
Grambling	17:41	2-10	0-0	0-0	1	5	6	1	4	0	2	0	0	11
Louisiana-Lafayette	13:39	0-2	0-0	4-6	0	0	0	1	4	2	1	2	0	4
Seton Hall	5:25	1-1	0-0	0-0	0	0	0	1	2	0	0	0	0	-2
at Illinois-Chicago	5:00	0-1	0-0	1-2	0	2	2	1	1	2	0	0	0	-2
Albany	12:54	2-3	0-0	0-0	1	2	3	1	4	0	0	1	0	11
at Arkansas	13:56	3-4	0-0	2-2	0	2	2	2	8	0	1	1	1	3
Auburn	6:10	1-2	0-0	0-0	0	0	0	1	2	0	0	0	0	3
at Tennessee	10:03	2-4	0-0	0-0	2	0	2	3	4	0	0	2	0	-2
Vanderbilt	8:21	0-1	0-0	0-0	0	0	0	1	0	0	1	0	0	-1
at Florida	10:06	3-6	0-0	2-2	2	3	5	1	8	0	0	1	0	-9
at South Carolina	2:23	0-1	0-0	0-0	1	0	1	1	0	0	0	0	0	-6
Texas A&M	6:28	0-4	0-0	0-0	0	0	0	1	0	0	0	0	0	-3
Oklahoma	5:02	0-0	0-0	0-0	2	0	2	1	0	0	1	0	0	-2
Mississippi State	7:27	1-2	0-0	0-0	2	0	2	1	2	0	1	1	0	-1
at Missouri	28:20	5-10	0-0	1-2	3	4	7	2	11	0	1	0	0	17
Tennessee	26:44	3-6	0-0	2-3	0	5	5	2	8	2	1	1	1	13
at Texas	5:59	0-0	0-0	0-0	0	0	0	1	0	0	1	0	0	-4
Georgia	8:15	0-4	0-0	0-0	1	1	2	0	0	0	1	1	0	-2
at Kentucky	5:36	0-0	0-0	0-0	1	0	1	0	0	0	1	0	0	6
at Alabama	25:12	4-6	1-1	1-4	0	4	4	4	10	3	1	2	0	9
Ole Miss	26:05	3-6	0-0	2-4	1	4	5	4	8	2	2	4	0	-2
Florida*	25:13	4-10	2-3	2-2	0	1	1	2	12	2	2	2	0	2
Texas*	33:40	3-7	0-1	2-2	3	3	6	4	8	1	0	3	0	3
SDSU	16:36	4-4	0-0	2-3	1	1	2	4	10	2	1	1	0	23
FSU	18:45	1-4	0-0	0-0	2	2	4	2	2	3	1	2	0	-10
NC State	5:51	0-0	0-0	0-0	0	1	1	0	0	0	0	0	0	1

*-Start

SEASON	TEAM	GP-GS	MIN/AVG	FG-FGA	FG%	3FG-ATT	3FG%	FT-FTA	FT%	ORB	DRB	TRB	AVG	PF-FO	A	TO	BLK	STL	PTS	AVG
2023-24	MSU	35-1	622/17.8	64-148	.432	1-10	.100	46-68	.676	41	49	90	2.6	62-1	72	50	7	48	175	5.0
2024-25	LSU	29-2	376/13.0	45-102	.441	3-6	.500	25-38	.658	27	43	70	2.4	44-0	21	20	2	32	118	4.1
TOTAL FOR LSU		29-2	376/13.0	45-102	.441	3-6	.500	25-38	.658	27	43	70	2.4	44-0	21	20	2	32	118	4.1
TOTAL		64-3	997/15.6	109-250	.436	4-16	.250	71-106	.670	68	92	160	2.5	106-1	93	70	9	80	293	4.6



#2

Amani Bartlett

Forward | 6-3 | Senior | Cleveland, Texas

Opponent	Min	FG	3P	FT	ORB	DRB	TRB	PF	Pts.	Asst.	TO	ST	Blocks	+/-
Eastern Kentucky	4:28	0-0	0-0	0-0	0	1	1	0	0	0	0	0	0	1
Northwestern State	11:31	2-2	0-0	2-2	2	1	3	1	6	0	2	1	0	9
Charleston Southern	9:24	1-2	0-0	0-0	0	0	0	1	2	0	1	0	0	8
Murray State	1:22	0-0	0-0	0-0	0	0	0	0	0	0	0	0	0	-5
Troy*	7:34	0-0	0-0	0-0	1	1	2	0	0	0	1	0	0	-3
Tulane	2:14	0-0	0-0	0-0	0	0	0	1	0	0	0	0	0	-1
Washington	--	--	--	--	--	--	--	--	--	--	--	--	--	--
NC State	--	--	--	--	--	--	--	--	--	--	--	--	--	--
NC Central	8:38	0-0	0-0	0-2	0	2	2	1	0	0	0	0	0	18
Stanford	--	--	--	--	--	--	--	--	--	--	--	--	--	--
Grambling	10:06	0-1	0-0	0-0	2	1	3	0	0	0	0	0	0	5
Louisiana-Lafayette	4:54	0-0	0-0	1-2	2	1	3	1	1	0	0	0	0	4
Seton Hall	2:06	0-0	0-0	0-0	0	0	0	0	0	0	0	0	0	1
at Illinois-Chicago	--	--	--	--	--	--	--	--	--	--	--	--	--	--
Albany	0:35	0-0	0-0	0-0	0	1	1	0	0	0	0	0	0	3
at Arkansas	10:00	1-2	0-0	0-0	2	1	3	0	2	0	0	0	0	-13
Auburn	--	--	--	--	--	--	--	--	--	--	--	--	--	--
at Tennessee	--	--	--	--	--	--	--	--	--	--	--	--	--	--
Vanderbilt	--	--	--	--	--	--	--	--	--	--	--	--	--	--
at Florida	4:22	0-0	0-0	0-0	0	0	0	0	0	0	0	0	0	-11
at South Carolina	--	--	--	--	--	--	--	--	--	--	--	--	--	--
Texas A&M	1:01	0-0	0-0	0-0	0	0	0	1	0	0	0	0	0	1
Oklahoma	--	--	--	--	--	--	--	--	--	--	--	--	--	--
Mississippi State	--	--	--	--	--	--	--	--	--	--	--	--	--	--
at Missouri	--	--	--	--	--	--	--	--	--	--	--	--	--	--
Tennessee	--	--	--	--	--	--	--	--	--	--	--	--	--	--
at Texas	--	--	--	--	--	--	--	--	--	--	--	--	--	--
Georgia	--	--	--	--	--	--	--	--	--	--	--	--	--	--
at Kentucky	--	--	--	--	--	--	--	--	--	--	--	--	--	--
at Alabama	--	--	--	--	--	--	--	--	--	--	--	--	--	--
Ole Miss	--	--	--	--	--	--	--	--	--	--	--	--	--	--
Florida	2:13	0-0	0-0	0-0	0	1	1	1	0	0	0	0	0	-1
Texas	--	--	--	--	--	--	--	--	--	--	--	--	--	--
SDSU	3:33	0-0	0-0	0-0	0	1	1	0	0	0	1	0	0	-2
FSU	1:51	0-0	0-0	0-0	0	0	0	1	0	0	0	0	0	-2
NC State	--	--	--	--	--	--	--	--	--	--	--	--	--	--

*-Start

SEASON	TEAM	GP-GS	MIN/AVG	FG-FGA	FG%	3FG-ATT	3FG%	FT-FTA	FT%	ORB	DRB	TRB	AVG	PF-FO	A	TO	BLK	STL	PTS	AVG
2021-22	LSU	9-0	45/5.0	4-7	.571	0-0	.000	3-4	.750	4	3	7	0.8	4-0	1	2	5	1	11	1.2
2022-23	LSU	25-0	110/4.4	9-16	.563	0-0	.000	7-12	.583	8	14	22	0.9	12-0	1	5	5	3	25	1.0
2023-24	LSU	23-0	102/4.4	6-10	.600	0-0	.000	6-8	.750	4	22	26	1.1	8-0	1	5	7	5	18	0.8
2024-25	LSU	17-1	86/5.0	4-7	.571	0-0	.000	3-6	.500	9	11	20	1.2	8-0	0	5	0	1	11	0.6
TOTAL		74-1	342/4.6	23-40	.575	0-0	.000	19-30	.633	25	50	75	1.0	32-0	3	17	17	10	65	0.9



#4

Flau'Jae Johnson

Guard | 5-10 | Junior | Savannah, Georgia

Opponent	Min	FG	3P	FT	ORB	DRB	TRB	PF	Pts.	Asst.	TO	ST	Blocks	+/-
Eastern Kentucky*	34:14	10-15	2-5	3-3	1	4	5	4	25	2	3	1	0	56
Northwestern State*	27:39	10-16	2-3	2-3	3	4	7	1	24	2	2	2	0	50
Charleston Southern*	30:13	7-15	1-4	3-5	6	4	10	3	18	3	3	0	1	54
Murray State*	34:51	9-13	1-3	6-6	1	6	7	1	25	5	4	3	2	8
Troy*	32:50	8-14	2-4	9-11	3	6	9	2	27	5	6	3	0	41
Tulane*	33:21	10-24	3-6	2-3	4	8	12	3	25	5	4	0	2	19
Washington*	35:49	8-19	2-6	1-1	0	4	4	4	19	2	2	4	0	6
NC State*	24:31	5-7	0-2	6-6	1	2	3	4	16	1	5	1	0	6
NC Central*	20:50	8-14	3-4	3-3	0	0	0	0	22	2	1	1	4	46
Stanford*	40:49	8-20	3-8	2-4	1	2	3	5	21	6	0	2	0	3
Grambling*	25:11	7-13	0-1	6-6	2	4	6	2	20	3	3	1	2	37
Louisiana-Lafayette*	23:23	4-7	1-2	2-4	0	2	2	4	11	1	3	2	2	14
Seton Hall*	36:13	8-18	1-4	0-0	0	5	5	1	17	3	1	1	2	17
at Illinois-Chicago*	37:44	7-15	2-3	7-10	5	6	11	2	23	3	5	1	0	16
Albany*	32:53	7-16	0-3	1-2	5	4	9	3	15	2	1	1	0	21
at Arkansas*	26:19	5-12	1-2	4-4	2	8	10	0	15	3	0	3	1	28
Auburn*	26:39	5-13	0-2	2-2	0	1	1	4	12	0	3	1	0	6
at Tennessee*	37:22	9-22	0-1	2-3	2	6	8	3	20	3	1	2	1	1
Vanderbilt*	37:32	10-21	1-3	4-4	4	1	5	3	25	4	2	1	1	7
at Florida*	29:22	8-17	1-4	2-4	1	3	4	2	19	2	0	3	0	26
at South Carolina*	32:45	6-18	1-4	0-0	2	2	4	4	13	1	4	2	0	-9
Texas A&M*	30:25	7-18	0-5	8-8	3	2	5	2	22	2	4	4	0	17
Oklahoma*	38:17	10-17	2-5	3-6	5	0	5	3	25	5	7	0	0	11
Mississippi State*	37:44	6-12	4-6	4-4	2	3	5	2	20	2	4	1	4	12
at Missouri*	34:47	6-12	3-5	4-4	2	5	7	3	19	0	3	2	1	5
Tennessee*	25:25	4-10	0-3	4-4	1	1	2	4	12	0	3	0	1	-2
at Texas*	37:19	6-17	2-3	2-3	3	1	4	4	16	0	3	2	0	-4
Georgia*	31:45	8-20	3-9	2-2	1	1	2	3	21	2	0	3	0	18
at Kentucky*	33:56	4-9	1-2	4-6	2	11	13	2	13	3	4	1	0	6
at Alabama*	37:50	2-12	0-1	2-4	2	5	7	5	6	1	3	1	0	3
Ole Miss	--	--	--	--	--	--	--	--	--	--	--	--	--	--
Florida	--	--	--	--	--	--	--	--	--	--	--	--	--	--
Texas	--	--	--	--	--	--	--	--	--	--	--	--	--	--
SDSU*	21:39	9-15	4-7	0-0	0	2	2	0	22	2	0	4	2	36
FSU*	19:56	4-8	0-1	5-5	1	2	4	2	13	3	0	1	2	35
NC State*	29:45	1-8	0-1	1-2	1	4	5	3	3	4	3	1	1	2

*- Start

SEASON	TEAM	GP-GS	MIN/AVG	FG-FGA	FG%	3FG-ATT	3FG%	FT-FTA	FT%	ORB	DRB	TRB	AVG	PF-FO	A	TO	BLK	STL	PTS	AVG
2022-23	LSU	36-36	993/27.6	142-335	.424	34-103	.330	78-112	.696	74	139	213	5.9	81-2	67	83	29	42	396	11.0
2023-24	LSU	36-34	1165/32.4	201-399	.504	35-92	.380	100-130	.769	74	125	199	5.5	87-0	89	72	37	76	537	14.9
2024-25	LSU	33-33	1039/31.5	226-487	.464	46-122	.377	106-132	.803	66	120	186	5.6	88-2	82	87	29	55	604	18.3
TOTAL		105-103	3197/30.4	569-1221	.466	115-317	.363	284-374	.759	214	384	598	5.7	256-4	238	242	95	173	1537	14.6



#5

Sa'Myah Smith

Forward | 6-2 | Redshirt Sophomore | Texarkana, Texas

Opponent	Min	FG	3P	FT	ORB	DRB	TRB	PF	Pts.	Asst.	TO	ST	Blocks	+/-
Eastern Kentucky*	20:33	6-7	0-0	3-4	2	9	11	2	15	1	3	1	3	41
Northwestern State*	13:20	4-5	0-0	1-1	3	3	6	2	9	1	0	3	2	26
Charleston Southern*	12:00	3-6	0-0	1-2	0	3	3	2	7	0	2	0	1	15
Murray State*	26:07	2-4	0-0	1-2	2	2	4	3	5	1	0	1	2	31
Troy	16:41	3-5	0-0	3-4	2	6	8	3	9	0	4	1	1	18
Tulane*	18:36	3-3	0-0	3-4	3	4	7	2	9	1	1	1	2	3
Washington*	34:35	6-11	0-0	4-4	11	4	15	0	16	0	0	0	0	8
NC State*	20:48	0-1	0-0	0-0	3	3	6	1	0	0	0	0	0	5
NC Central*	17:49	5-8	0-0	3-3	4	5	9	2	13	0	0	1	2	43
Stanford*	14:38	0-1	0-0	0-0	2	1	3	2	0	2	0	0	0	-3
Grambling*	18:03	3-6	0-0	0-0	1	6	7	2	6	4	0	0	1	29
Louisiana-Lafayette	12:11	0-0	0-0	2-4	1	7	8	1	2	1	0	0	2	7
Seton Hall	22:41	2-3	0-0	0-1	1	1	2	3	4	1	2	2	1	15
at Illinois-Chicago	23:07	4-4	0-0	0-0	0	2	2	1	8	0	0	2	1	9
Albany	5:37	0-1	0-0	0-0	1	0	1	0	0	0	0	0	0	-5
at Arkansas	12:22	3-4	0-0	0-0	2	2	4	0	6	1	1	2	1	16
Auburn	22:14	2-4	0-0	0-2	0	2	2	4	4	0	1	0	3	21
at Tennessee	6:39	0-0	0-0	0-0	0	2	2	0	0	0	0	0	0	-6
Vanderbilt*	18:38	2-3	0-0	0-0	4	3	7	3	4	0	1	0	4	10
at Florida*	21:33	0-3	0-0	4-4	1	2	3	1	4	0	0	0	3	18
at South Carolina*	29:03	3-6	0-0	1-2	2	5	7	4	7	0	2	1	1	-9
Texas A&M*	21:44	0-1	0-0	1-2	4	4	8	3	1	2	1	0	2	13
Oklahoma*	5:50	1-1	0-0	0-0	1	2	3	3	2	0	1	0	0	-1
Mississippi State	--	--	--	--	--	--	--	--	--	--	--	--	--	--
at Missouri*	9:54	1-3	0-0	0-0	0	0	0	3	2	0	0	0	2	-3
Tennessee*	24:02	2-6	0-0	0-0	3	5	8	1	4	0	0	1	2	-4
at Texas*	35:41	1-3	0-0	1-4	3	6	9	3	3	0	3	1	3	-1
Georgia*	33:55	4-6	0-0	3-4	6	6	12	2	11	0	1	1	1	13
at Kentucky*	35:12	1-4	0-0	0-0	3	4	7	3	2	1	3	3	2	7
at Alabama*	34:07	7-11	0-0	1-1	2	4	6	2	15	1	0	2	1	2
Ole Miss*	30:20	1-2	0-0	0-0	1	7	8	3	2	1	1	1	1	-13
Florida*	24:33	2-6	0-0	3-4	4	2	6	3	7	1	0	1	1	9
Texas*	24:28	2-6	0-0	0-1	1	6	7	3	4	0	1	0	2	-3
SDSU*	24:01	4-8	0-0	2-3	3	5	8	3	10	1	1	0	0	34
FSU*	35:43	9-9	0-0	2-3	2	10	12	3	20	6	1	3	1	38
NC State*	40:00	8-13	0-0	5-5	4	7	11	3	21	0	1	2	2	7

*-Start

SEASON	TEAM	GP-GS	MIN/AVG	FG-FGA	FG%	3FG-ATT	3FG%	FT-FTA	FT%	ORB	DRB	TRB	AVG	PF-FO	A	TO	BLK	STL	PTS	AVG
2022-23	LSU	36-2	527/14.7	65-126	.516	1-1	1.000	35-62	.565	64	81	145	4.0	39-0	23	23	38	11	166	4.6
2023-24	LSU	7-6	162/23.1	31-47	.660	0-0	.000	20-34	.588	26	27	53	7.6	10-0	6	18	11	2	82	11.7
2024-25	LSU	35-27	767/21.9	94-164	.573	0-0	.000	44-64	.688	82	140	222	6.3	76-0	26	31	50	30	232	6.6
TOTAL		78-35	1456/18.7	190-337	.564	1-1	1.000	99-160	.619	172	248	420	5.4	125-0	55	72	99	43	480	6.2



#8

Jersey Wolfenbarger

Forward | 6-5 | Junior | Fort Smith, Arkansas

Opponent	Min	FG	3P	FT	ORB	DRB	TRB	PF	Pts.	Asst.	TO	ST	Blocks	+/-
Eastern Kentucky	13:50	1-2	0-0	0-0	0	1	1	0	2	0	2	1	1	4
Northwestern State	20:07	2-4	0-0	0-0	0	3	3	2	4	0	0	0	1	31
Charleston Southern	22:41	4-7	0-0	2-3	5	1	6	1	10	0	1	1	1	48
Murray State	9:44	0-1	0-0	0-2	0	1	1	2	0	0	1	1	1	6
Troy	15:19	4-5	0-0	4-5	1	2	3	3	12	0	2	0	0	15
Tulane	26:01	7-12	0-0	1-1	4	4	8	2	15	1	1	1	2	17
Washington	5:25	1-1	0-0	0-1	0	2	2	2	2	0	1	0	0	-7
NC State	19:59	1-1	0-0	1-2	1	3	4	2	3	0	0	0	3	14
NC Central	16:00	5-6	0-0	0-1	3	4	7	1	10	0	0	2	1	38
Stanford	3:47	0-1	0-0	0-0	1	1	2	0	0	0	1	0	0	-5
Grambling	12:41	3-4	0-0	0-1	0	1	1	0	6	0	2	0	0	11
Louisiana-Lafayette*	28:42	7-11	0-0	4-4	7	8	15	0	18	0	2	1	2	23
Seton Hall*	14:38	4-5	0-0	0-0	1	3	4	4	8	0	2	0	0	11
at Illinois-Chicago*	17:32	2-3	0-0	1-3	3	3	6	3	5	1	1	0	1	11
Albany*	32:53	3-5	0-0	5-6	6	1	7	2	11	1	1	2	0	15
at Arkansas*	15:09	4-7	0-0	0-0	4	1	5	1	8	0	3	2	1	23
Auburn*	14:08	1-2	0-0	0-0	2	2	4	2	2	0	1	0	0	0
at Tennessee*	3:38	1-1	0-0	0-0	1	1	2	0	2	0	1	1	0	-2
Vanderbilt	9:51	1-3	0-0	0-2	3	2	5	1	2	0	1	0	0	-5
at Florida	8:19	0-0	0-0	0-0	0	0	0	1	0	0	0	0	0	0
at South Carolina	8:58	0-0	0-0	0-0	1	2	3	2	0	0	0	0	0	-1
Texas A&M	14:44	0-1	0-0	1-4	2	1	3	3	1	0	2	0	1	1
Oklahoma	16:19	2-2	0-0	0-0	0	2	2	5	4	0	1	1	0	6
Mississippi State*	28:04	5-8	0-0	2-5	2	5	7	1	12	0	2	2	2	14
at Missouri	4:01	0-0	0-0	2-2	0	0	0	1	2	0	0	1	0	1
Tennessee	8:43	0-0	0-0	0-0	1	1	2	1	0	0	0	2	0	8
at Texas	5:06	0-1	0-0	0-0	1	0	1	0	0	0	0	1	0	-3
Georgia*	25:42	4-5	0-0	8-12	5	7	12	1	16	1	1	2	3	10
at Kentucky	7:17	0-1	0-0	0-0	0	1	1	1	0	0	0	0	1	-3
at Alabama	1:46	0-0	0-0	0-0	0	0	0	0	0	0	0	0	0	-2
Ole Miss	5:55	0-0	0-0	1-2	0	0	0	3	1	1	1	0	0	6
Florida	7:12	2-2	0-0	0-2	0	0	0	4	4	0	0	0	0	2
Texas	20:06	1-2	0-0	1-2	1	2	3	4	3	1	1	1	2	-4
SDSU	11:46	2-4	0-0	2-2	1	1	2	0	6	1	2	1	1	23
FSU	4:45	0-0	0-0	0-0	0	1	1	2	0	0	0	0	0	-4
NC State	0:48	0-0	0-0	0-0	0	0	0	1	0	0	1	0	0	-2

*-Start

SEASON	TEAM	GP-GS	MIN/AVG	FG-FGA	FG%	3FG-ATT	3FG%	FT-FTA	FT%	ORB	DRB	TRB	AVG	PF-FO	A	TO	BLK	STL	PTS	AVG
2021-22	ARK	30-23	666/22.2	87-215	.405	17-70	.243	34-71	.479	37	93	130	4.3	76-2	32	37	27	21	225	7.5
2022-23	ARK	35-3	567/16.2	48-128	.375	10-50	.200	32-48	.667	35	80	115	3.3	42-0	9	20	23	10	138	3.9
2023-24	DNP																			
2024-25	LSU	36-9	482/13.4	67-107	.626	0-0	.000	35-62	.565	56	67	123	3.4	58-1	7	34	24	23	169	4.7
TOTAL FOR LSU		36-9	482/13.4	67-107	.626	0-0	.000	35-62	.565	56	67	123	3.4	58-1	7	34	24	23	169	4.7
TOTAL		101-35	1715/17.0	202-450	.449	27-120	.225	101-181	.558	128	240	368	3.6	176-3	48	91	74	54	532	5.3



#12

Mikaylah Williams

Guard | 6-0 | Sophomore | Bossier City, Louisiana

Opponent	Min	FG	3P	FT	ORB	DRB	TRB	PF	Pts.	Asst.	TO	ST	Blocks	+/-
Eastern Kentucky*	28:42	7-14	0-2	4-4	0	6	6	2	18	2	2	2	0	36
Northwestern State*	27:01	7-13	2-6	0-0	0	4	4	3	16	4	4	4	1	42
Charleston Southern*	31:28	10-16	3-6	2-3	1	5	6	2	25	4	2	2	0	62
Murray State*	32:15	5-17	2-6	3-3	0	8	8	1	15	0	3	2	0	6
Troy*	25:16	6-9	2-2	0-0	1	1	2	3	14	3	1	0	0	18
Tulane*	26:48	2-8	0-2	4-4	0	3	3	1	8	5	2	0	0	17
Washington*	22:47	0-9	0-3	0-0	1	3	4	0	0	2	1	0	0	4
NC State*	31:42	7-13	4-7	6-6	1	2	3	4	24	1	5	2	0	10
NC Central*	16:44	4-9	1-2	1-2	1	2	3	4	10	2	1	3	0	44
Stanford*	41:44	12-18	5-9	3-3	0	9	9	3	32	1	0	0	0	7
Grambling*	26:16	5-10	1-3	5-6	3	3	6	2	16	5	3	3	2	43
Louisiana-Lafayette*	30:53	5-11	0-1	2-2	0	3	3	2	12	1	2	1	1	23
Seton Hall*	32:41	8-16	6-11	0-0	1	4	5	1	22	5	2	1	0	16
at Illinois-Chicago*	34:53	6-17	1-6	4-4	2	0	2	2	17	7	1	0	1	15
Albany*	32:21	7-16	0-4	4-4	1	4	5	1	18	2	3	2	1	14
at Arkansas*	22:11	5-7	1-1	3-3	1	1	2	1	14	0	1	0	1	31
Auburn*	32:11	3-9	0-4	4-4	0	4	4	1	10	4	3	1	0	6
at Tennessee*	33:52	7-11	1-4	1-1	0	3	3	2	16	1	3	0	0	3
Vanderbilt*	31:42	8-13	2-4	2-2	1	4	5	3	20	5	2	2	0	11
at Florida*	31:12	8-18	3-7	3-6	3	5	8	1	22	2	3	1	0	17
at South Carolina	36:48	5-17	1-5	2-2	3	3	6	0	13	3	5	1	1	2
Texas A&M*	27:55	3-8	0-1	2-2	3	3	6	4	8	2	0	0	0	19
Oklahoma*	37:24	12-20	7-12	6-7	0	7	7	1	37	5	2	3	0	13
Mississippi State*	36:06	8-16	4-8	2-2	0	3	3	2	22	4	4	0	0	12
at Missouri*	37:15	5-10	3-4	3-4	1	1	2	1	16	5	3	2	0	10
Tennessee*	36:49	6-15	2-7	2-2	1	1	2	5	16	7	2	1	1	6
at Texas*	36:50	7-19	1-7	3-3	0	1	1	4	18	2	2	1	0	-7
Georgia*	35:07	6-16	0-3	0-0	3	1	4	0	12	5	4	2	0	14
at Kentucky*	34:13	10-21	2-3	2-4	1	4	5	2	24	2	2	0	0	8
at Alabama*	35:58	8-17	2-4	4-6	1	3	4	4	22	4	3	0	1	-2
Ole Miss*	37:51	7-14	2-4	9-10	1	2	3	2	25	5	6	0	3	-4
Florida*	34:10	6-16	0-2	4-4	2	3	5	1	16	8	3	0	0	9
Texas*	33:03	5-13	0-1	1-2	1	4	5	4	11	4	4	0	0	-8
SDSU*	22:54	4-7	3-3	2-3	1	4	5	3	13	3	2	1	0	34
FSU*	22:50	10-12	3-3	5-5	0	1	1	2	28	1	2	1	0	40
NC State*	36:20	8-20	0-4	3-5	2	6	8	2	19	6	5	0	0	12

*-Start

SEASON	TEAM	GP-GS	MIN/AVG	FG-FGA	FG%	3FG-ATT	3FG%	FT-FTA	FT%	ORB	DRB	TRB	AVG	PF-FO	A	TO	BLK	STL	PTS	AVG
2023-24	LSU	34-33	1087/32.0	186-395	.471	57-150	.380	64-82	.780	47	118	165	4.9	77-1	98	83	9	41	493	14.5
2024-25	LSU	36-36	1134/31.5	232-495	.469	64-163	.393	101-118	.856	37	121	158	4.4	76-1	122	93	13	38	629	17.5
TOTAL		70-69	2221/31.7	418-890	.470	121-313	.387	165-200	.825	84	239	323	4.6	153-2	220	176	22	79	1122	16.0



#13

Last-Tear Poa

Guard | 5-11 | Senior | Melbourne, Australia

Opponent	Min	FG	3P	FT	ORB	DRB	TRB	PF	Pts.	Asst.	TO	ST	Blocks	+/-
Eastern Kentucky	--	--	--	--	--	--	--	--	--	--	--	--	--	--
Northwestern State	--	--	--	--	--	--	--	--	--	--	--	--	--	--
Charleston Southern	--	--	--	--	--	--	--	--	--	--	--	--	--	--
Murray State	7:15	0-1	0-1	0-0	0	0	0	1	0	2	1	0	0	-12
Troy	14:11	0-3	0-0	1-2	0	2	2	3	1	3	0	0	0	22
Tulane	19:30	1-2	0-0	0-0	0	1	1	3	2	5	1	0	0	-5
Washington	18:59	1-4	0-3	0-0	0	0	0	3	2	3	1	0	0	-1
NC State*	3:50	0-0	0-0	0-0	0	0	0	0	0	0	0	0	0	-3
NC Central	12:34	1-3	0-0	10-14	2	0	2	2	12	3	0	1	0	39
Stanford	6:33	0-2	0-1	0-0	0	0	0	1	0	2	0	1	0	3
Grambling*	18:11	0-1	0-1	2-4	0	2	2	1	2	1	1	0	1	25
Louisiana-Lafayette*	23:22	1-2	0-1	3-4	0	0	0	3	5	4	4	1	0	23
Seton Hall*	0-3	0-2	0-0	0-0	1	0	1	3	0	3	0	0	0	27
at Illinois-Chicago*	22:38	2-4	0-1	3-3	0	1	1	3	7	3	2	1	0	21
Albany*	3:40	0-0	0-0	0-0	0	0	0	0	0	3	0	0	0	-4
at Arkansas*	20:24	3-6	3-4	0-0	0	1	1	2	9	6	3	2	0	26
Auburn*	14:31	0-0	0-0	0-0	0	1	1	1	0	1	4	0	0	-11
at Tennessee	7:39	0-0	0-0	0-0	0	0	0	1	0	0	2	0	0	-5
Vanderbilt	2:47	0-0	0-0	1-2	0	1	1	2	1	0	0	0	0	-2
at Florida	4:48	0-1	0-1	0-0	0	0	0	1	0	0	2	0	0	-4
at South Carolina	2:59	0-1	0-1	0-0	0	0	0	0	0	0	0	0	0	-3
Texas A&M	--	--	--	--	--	--	--	--	--	--	--	--	--	--
Oklahoma	--	--	--	--	--	--	--	--	--	--	--	--	--	--
Mississippi State	--	--	--	--	--	--	--	--	--	--	--	--	--	--
at Missouri	6:50	0-0	0-0	0-0	1	1	2	1	0	2	1	0	0	8
Tennessee	--	--	--	--	--	--	--	--	--	--	--	--	--	--
at Texas	26:04	0-2	0-0	2-2	1	1	2	4	2	3	1	0	0	-5
Georgia*	11:02	1-2	1-2	0-0	0	0	0	0	3	1	1	0	0	12
at Kentucky	7:38	0-2	0-1	2-2	1	1	2	1	2	1	1	0	1	-6
at Alabama	0:12	0-0	0-0	0-0	0	0	0	0	0	0	0	0	0	-3
Ole Miss*	19:25	1-3	0-0	0-0	0	3	3	4	2	3	2	0	0	-10
Florida*	18:19	0-0	0-0	2-2	0	2	2	3	2	4	1	0	0	0
Texas*	20:18	0-3	0-0	3-4	1	0	1	4	3	0	2	0	0	1
SDSU*	15:27	0-0	0-0	1-2	0	4	4	3	1	3	1	1	0	22
FSU*	12:38	0-1	0-1	0-0	0	0	0	1	0	2	2	0	0	-6
NC State*	5:01	0-1	0-0	0-0	0	0	0	2	0	1	1	0	1	4

*- Start

SEASON	TEAM	GP-GS	MIN/AVG	FG-FGA	FG%	3FG-ATT	3FG%	FT-FTA	FT%	ORB	DRB	TRB	AVG	PF-FO	A	TO	BLK	STL	PTS	AVG
2022-23	LSU	36-2	450/12.5	31-92	.337	10-30	.333	51-58	.879	7	36	43	1.2	46-0	42	35	4	19	123	3.4
2023-24	LSU	36-10	725/20.1	45-107	.421	10-34	.294	78-92	.848	7	47	54	1.5	70-0	109	75	13	40	178	4.9
2024-25	LSU	29-15	374/12.9	11-47	.234	4-20	.200	30-41	.732	7	21	28	1.0	53-0	56	37	3	7	56	1.9
TOTAL		101-27	1549/15.3	87-246	.354	24-84	.286	159-191	.832	21	104	125	1.2	169-0	207	147	20	66	357	3.5



#14

Izzy Besselman

Guard | 5-10 | Junior | Baton Rouge, La.

Opponent	Min	FG	3P	FT	ORB	DRB	TRB	PF	Pts.	Asst.	TO	ST	Blocks	+/-
Eastern Kentucky	--	--	--	--	--	--	--	--	--	--	--	--	--	--
Northwestern State	--	--	--	--	--	--	--	--	--	--	--	--	--	--
Charleston Southern	--	--	--	--	--	--	--	--	--	--	--	--	--	--
Murray State	--	--	--	--	--	--	--	--	--	--	--	--	--	--
Troy	--	--	--	--	--	--	--	--	--	--	--	--	--	--
Tulane	--	--	--	--	--	--	--	--	--	--	--	--	--	--
Washington	--	--	--	--	--	--	--	--	--	--	--	--	--	--
NC State	--	--	--	--	--	--	--	--	--	--	--	--	--	--
NC Central	--	--	--	--	--	--	--	--	--	--	--	--	--	--
Stanford	--	--	--	--	--	--	--	--	--	--	--	--	--	--
Grambling	--	--	--	--	--	--	--	--	--	--	--	--	--	--
Louisiana-Lafayette	--	--	--	--	--	--	--	--	--	--	--	--	--	--
Seton Hall	--	--	--	--	--	--	--	--	--	--	--	--	--	--
at Illinois-Chicago	--	--	--	--	--	--	--	--	--	--	--	--	--	--
Albany	--	--	--	--	--	--	--	--	--	--	--	--	--	--
at Arkansas	--	--	--	--	--	--	--	--	--	--	--	--	--	--
Auburn	--	--	--	--	--	--	--	--	--	--	--	--	--	--
at Tennessee	--	--	--	--	--	--	--	--	--	--	--	--	--	--
Vanderbilt	--	--	--	--	--	--	--	--	--	--	--	--	--	--
at Florida	--	--	--	--	--	--	--	--	--	--	--	--	--	--
at South Carolina	--	--	--	--	--	--	--	--	--	--	--	--	--	--
Texas A&M	--	--	--	--	--	--	--	--	--	--	--	--	--	--
Oklahoma	--	--	--	--	--	--	--	--	--	--	--	--	--	--
Mississippi State	--	--	--	--	--	--	--	--	--	--	--	--	--	--
at Missouri	--	--	--	--	--	--	--	--	--	--	--	--	--	--
Tennessee	--	--	--	--	--	--	--	--	--	--	--	--	--	--
at Texas	--	--	--	--	--	--	--	--	--	--	--	--	--	--
Georgia	--	--	--	--	--	--	--	--	--	--	--	--	--	--
at Kentucky	--	--	--	--	--	--	--	--	--	--	--	--	--	--
at Alabama	--	--	--	--	--	--	--	--	--	--	--	--	--	--
Ole Miss	--	--	--	--	--	--	--	--	--	--	--	--	--	--
Florida	--	--	--	--	--	--	--	--	--	--	--	--	--	--
Texas	--	--	--	--	--	--	--	--	--	--	--	--	--	--
SDSU	--	--	--	--	--	--	--	--	--	--	--	--	--	--
FSU	--	--	--	--	--	--	--	--	--	--	--	--	--	--
NC State	--	--	--	--	--	--	--	--	--	--	--	--	--	--

*-Start

SEASON	TEAM	GP-GS	MIN/AVG	FG-FGA	FG%	3FG-ATT	3FG%	FT-FTA	FT%	ORB	DRB	TRB	AVG	PF-FO	A	TO	BLK	STL	PTS	AVG
2022-23	LSU	19-0	35/1.9	3-5	.600	0-1	.000	0-2	.000	3	5	8	0.4	3-0	0	2	0	0	6	0.3
2023-24	LSU	20-0	42/2.1	2-3	.667	0-1	.000	2-4	.500	0	9	9	0.5	4-0	0	2	1	2	6	0.3
2024-25	LSU	0-0	0/0.0	0-0	.000	0-0	.000	0-0	.000	0	0	0	0.0	0-0	0	0	0	0	0	0.0
TOTAL		39-0	77/2.0	5-8	.625	0-2	.000	2-6	.333	3	14	17	0.4	7-0	0	4	1	2	12	0.3



#16

Kailyn Gilbert

Guard | 5-8 | Junior | Tampa, Florida

Opponent	Min	FG	3P	FT	ORB	DRB	TRB	PF	Pts.	Asst.	TO	ST	Blocks	+/-
Eastern Kentucky	20:55	3-9	1-1	2-3	0	2	2	0	9	2	2	2	0	22
Northwestern State	21:30	6-10	0-1	1-2	1	6	7	3	13	3	1	6	0	42
Charleston Southern	26:09	6-11	0-0	2-2	2	7	9	1	14	9	0	3	0	53
Murray State	10:39	3-6	1-3	0-1	2	2	4	2	7	1	4	0	0	9
Troy	19:48	0-7	0-2	1-2	2	1	3	1	1	2	1	1	0	19
Tulane	13:09	1-7	0-2	1-2	0	0	0	0	3	2	1	2	0	-8
Washington	17:28	3-8	0-1	2-2	2	1	3	3	8	0	2	1	0	-4
NC State	24:45	5-8	2-2	0-0	1	3	4	2	12	4	3	0	0	19
NC Central	21:52	8-12	1-2	2-2	0	3	3	0	19	0	3	4	1	35
Stanford	34:09	9-12	1-2	6-7	0	1	1	2	25	4	1	1	0	14
Grambling	21:00	2-9	0-1	0-0	4	2	6	3	4	1	3	0	0	9
Louisiana-Lafayette	18:51	5-9	0-0	4-4	0	2	2	2	14	1	5	0	0	17
Seton Hall	17:18	5-7	0-0	4-4	2	2	4	0	14	2	3	1	0	21
at Illinois-Chicago	17:13	2-6	2-3	2-2	0	1	1	3	8	1	1	0	0	3
Albany	25:19	2-9	0-1	4-4	1	4	5	1	8	3	0	1	0	16
at Arkansas	17:57	7-12	2-6	0-0	0	3	3	0	16	1	2	0	0	20
Auburn	17:11	8-10	0-0	1-1	0	1	1	0	17	1	1	0	0	-1
at Tennessee	30:19	9-17	0-1	4-5	2	3	5	1	22	1	1	2	0	10
Vanderbilt	14:48	2-7	0-1	2-2	1	2	3	2	6	0	2	0	0	-7
at Florida	15:44	1-9	9-1	1-1	0	0	0	0	3	2	0	0	0	-1
at South Carolina	15:19	1-7	0-0	0-0	0	1	1	0	2	0	0	0	0	-13
Texas A&M	17:39	2-12	2-7	0-0	5	2	7	0	6	2	1	0	0	-2
Oklahoma	16:29	1-5	1-2	2-2	0	1	1	2	5	1	0	1	0	-6
Mississippi State	12:24	1-8	1-3	0-0	0	0	0	0	3	3	1	1	0	5
at Missouri	17:10	0-5	0-1	0-0	0	2	2	2	0	1	2	0	0	11
Tennessee	21:54	7-15	3-4	6-7	1	0	1	1	23	0	1	1	0	7
at Texas	5:30	1-3	0-1	1-1	0	0	0	0	3	0	1	0	0	-3
Georgia	24:45	6-12	2-5	1-2	0	2	2	1	15	2	0	1	0	12
at Kentucky	10:54	1-3	0-0	2-2	0	3	3	2	4	1	1	0	0	-6
at Alabama	18:03	4-9	0-0	1-1	0	0	0	1	9	0	2	0	0	-15
Ole Miss*	26:24	4-10	1-2	2-2	0	1	1	3	11	1	5	0	0	-5
Florida	24:47	3-10	1-3	3-3	0	2	2	0	10	3	1	0	0	14
Texas	22:36	1-6	1-1	2-4	0	3	3	1	5	0	2	0	0	-10
SDSU	18:04	0-9	0-2	4-4	1	6	7	0	4	2	0	1	0	18
FSU	16:54	2-7	0-1	0-0	0	2	2	0	4	2	1	1	0	-3
NC State	12:43	3-4	1-1	0-0	0	1	1	1	7	0	1	0	1	-8

*-Start

SEASON	TEAM	GP-GS	MIN/AVG	FG-FGA	FG%	3FG-ATT	3FG%	FT-FTA	FT%	ORB	DRB	TRB	AVG	PF-FO	A	TO	BLK	STL	PTS	AVG
2022-23	ARIZ	32-0	340/10.6	58-144	.403	13-37	.351	28-39	.718	10	36	46	1.4	41-0	35	33	0	22	157	4.9
2023-24	ARIZ	23-19	648/28.2	125-298	.419	24-60	.400	74-96	.771	20	102	122	5.3	34-0	53	63	0	31	348	15.1
2024-25	LSU	35-1	675/19.3	121-306	.395	22-63	.349	63-74	.851	27	71	98	2.8	39-0	58	54	1	30	327	9.3
TOTAL FOR LSU		36-1	688/19.1	124-310	.400	23-64	.359	63-74	.851	27	72	99	2.8	40-0	58	55	2	30	334	9.3
TOTAL		91-20	1675/18.4	307-752	.408	60-161	.373	165-209	.789	57	210	267	2.9	115-0	146	151	2	83	839	9.2



#23

Aalyah Del Rosario

Center | 6-6 | Sophomore | Santo Domingo, Dominican Republic

Opponent	Min	FG	3P	FT	ORB	DRB	TRB	PF	Pts.	Asst.	TO	ST	Blocks	+/-
Eastern Kentucky	8:35	0-2	0-0	0-2	0	5	5	1	0	0	0	0	0	3
Northwestern State	17:59	2-5	0-0	3-5	2	4	6	3	7	0	2	1	3	25
Charleston Southern	12:37	4-5	0-0	1-2	1	5	6	4	9	0	2	0	1	18
Murray State	1:48	0-0	0-0	0-0	0	0	0	1	0	0	0	0	0	-9
Troy	11:16	0-3	0-0	3-6	2	6	8	1	3	0	0	0	0	14
Tulane	1:34	0-1	0-0	0-0	1	0	1	0	0	0	0	0	0	-3
Washington	--	--	--	--	--	--	--	--	--	--	--	--	--	--
NC State	--	--	--	--	--	--	--	--	--	--	--	--	--	--
NC Central	12:19	0-5	0-0	4-4	4	1	5	3	4	1	2	0	1	20
Stanford	--	--	--	--	--	--	--	--	--	--	--	--	--	--
Grambling	12:43	3-3	0-0	1-1	3	1	4	4	7	0	1	1	1	5
Louisiana-Lafayette	4:54	1-2	0-0	0-1	0	1	1	1	2	0	0	0	0	4
Seton Hall	2:06	0-0	0-0	0-0	0	0	0	0	0	0	0	0	0	1
at Illinois-Chicago	--	--	--	--	--	--	--	--	--	--	--	--	--	--
Albany	1:17	0-0	0-0	0-0	0	1	1	1	0	0	0	0	0	4
at Arkansas	10:43	1-3	0-0	0-0	3	0	3	1	2	0	0	0	0	-2
Auburn	3:38	1-1	0-0	0-0	0	0	0	0	2	1	0	0	0	-11
at Tennessee	--	--	--	--	--	--	--	--	--	--	--	--	--	--
Vanderbilt	1:56	0-1	0-0	0-2	1	0	1	0	0	0	0	0	0	-1
at Florida	9:38	0-0	0-0	0-0	0	1	1	5	0	0	2	0	1	4
at South Carolina	--	--	--	--	--	--	--	--	--	--	--	--	--	--
Texas A&M	7:38	0-4	0-0	0-0	2	3	5	1	0	0	0	0	0	-6
Oklahoma	12:14	1-1	0-0	0-0	0	0	0	4	2	0	0	0	1	0
Mississippi State	5:13	1-2	0-0	0-0	0	2	2	1	2	0	0	0	0	2
at Missouri	1:47	1-1	0-0	0-0	0	0	0	1	2	0	0	0	0	-2
Tennessee	--	--	--	--	--	--	--	--	--	--	--	--	--	--
at Texas	1:11	0-0	0-0	0-0	0	0	0	0	0	0	0	0	0	-2
Georgia	0:31	0-0	0-0	0-0	0	0	0	1	0	0	1	0	0	-1
at Kentucky	--	--	--	--	--	--	--	--	--	--	--	--	--	--
at Alabama	0:41	0-0	0-0	0-0	0	0	0	0	0	0	0	0	0	2
Ole Miss	1:23	0-0	0-0	0-0	0	0	0	1	0	0	0	0	0	4
Florida	8:15	2-2	0-0	1-3	1	0	1	2	5	0	0	0	0	3
Texas	5:47	0-3	0-0	0-0	0	0	0	0	0	0	0	0	0	-5
SDSU	13:24	3-3	0-0	3-7	5	2	7	3	9	0	2	0	0	13
FSU	3:44	0-1	0-0	0-0	0	0	0	0	0	0	0	1	0	-3
NC State	--	--	--	--	--	--	--	--	--	--	--	--	--	--

*-Start

SEASON	TEAM	GP-GS	MIN/AVG	FG-FGA	FG%	3FG-ATT	3FG%	FT-FTA	FT%	ORB	DRB	TRB	AVG	PF-FO	A	TO	BLK	STL	PTS	AVG
2023-24	LSU	37-1	416/11.2	60-111	.541	0-0	.000	53-93	.570	47	82	129	3.5	63-0	8	30	30	15	173	4.7
2024-25	LSU	27-0	175/6.5	20-48	.417	0-0	.000	16-33	.485	25	32	57	2.1	39-1	2	12	8	3	56	2.1
TOTAL		64-1	591/9.2	80-159	.503	0-0	.000	69-126	.548	72	114	186	2.9	102-1	10	42	38	18	229	3.6



#24

Aneesah Morrow

Forward | 6-1 | Senior | Chicago, Illinois

Opponent	Min	FG	3P	FT	ORB	DRB	TRB	PF	Pts.	Asst.	TO	ST	Blocks	+/-
Eastern Kentucky*	27:53	9-11	0-0	2-4	5	5	10	2	20	3	2	1	1	48
Northwestern State*	20:08	4-11	0-0	3-3	1	4	5	1	11	1	0	2	1	31
Charleston Southern*	29:25	7-12	0-0	7-8	7	13	20	2	21	1	0	0	1	62
Murray State*	38:27	4-11	0-0	2-4	4	10	14	2	10	1	1	2	0	10
Troy*	29:10	8-11	0-1	7-10	1	12	13	1	23	2	3	5	1	34
Tulane*	33:09	10-17	0-1	3-3	5	11	16	0	23	0	1	2	0	3
Washington*	39:33	5-17	1-2	8-12	6	7	13	0	19	0	4	2	0	3
NC State*	39:13	8-17	0-1	4-4	4	11	15	1	20	0	3	3	1	15
NC Central*	24:10	8-13	0-0	1-2	6	5	11	0	17	3	1	3	0	56
Stanford*	38:35	4-12	0-0	0-0	6	10	16	4	8	2	1	3	0	2
Grambling*	23:41	10-14	0-0	6-7	8	8	16	0	26	1	3	4	1	42
Louisiana-Lafayette*	26:19	4-10	0-0	7-8	6	9	15	3	15	0	3	5	0	17
Seton Hall*	35:15	8-13	2-3	6-8	5	14	19	2	24	2	2	3	1	26
at Illinois-Chicago*	38:27	8-16	2-3	1-2	4	9	13	2	19	3	2	4	2	19
Albany*	30:42	8-13	0-0	4-5	7	11	18	2	20	2	2	1	0	23
at Arkansas*	26:27	5-10	1-2	0-0	6	4	10	0	11	1	3	2	1	32
Auburn*	40:00	9-12	0-0	3-4	4	10	14	2	21	1	2	3	0	10
at Tennessee*	38:07	9-17	0-1	5-5	8	13	21	2	23	2	3	0	0	4
Vanderbilt*	40:00	10-19	0-1	3-4	4	11	15	2	23	1	3	2	0	6
at Florida*	33:38	9-13	0-0	2-6	4	6	10	2	20	2	1	3	0	26
at South Carolina*	38:09	6-19	0-1	3-4	9	7	16	5	15	1	2	2	0	-6
Texas A&M*	34:26	8-16	0-2	3-4	5	4	9	3	19	0	2	4	2	17
Oklahoma*	36:10	6-15	1-2	8-11	4	8	12	3	21	1	2	1	0	12
Mississippi State*	38:42	7-17	0-1	4-7	8	12	20	4	18	1	0	2	1	14
at Missouri*	37:44	3-13	0-2	7-10	9	5	14	3	13	2	2	4	0	10
Tennessee*	34:42	4-16	0-1	6-6	5	9	14	3	14	3	4	1	1	-1
at Texas*	36:58	6-15	0-1	3-4	4	16	20	4	15	2	4	3	0	-7
Georgia	--	--	--	--	--	--	--	--	--	--	--	--	--	--
at Kentucky*	35:10	6-20	0-0	0-0	5	5	10	4	12	1	1	2	0	14
at Alabama*	38:05	6-14	0-2	4-6	3	6	9	3	16	3	2	5	2	-1
Ole Miss*	38:27	10-17	1-2	7-10	6	6	12	5	28	1	2	2	1	-5
Florida*	33:37	15-21	0-1	6-6	6	8	14	0	36	2	3	3	0	18
Texas	20:09	5-11	0-1	0-2	0	2	2	2	10	1	3	4	1	-1
SDSU*	25:13	4-11	0-0	4-7	4	8	12	1	12	3	0	0	0	40
FSU*	33:57	12-21	0-1	2-2	3	8	11	1	26	7	2	2	0	31
NC State*	34:34	12-25	2-4	4-5	9	10	19	3	30	0	1	3	2	16

*-Start

SEASON	TEAM	GP-GS	MIN/AVG	FG-FGA	FG%	3FG-ATT	3FG%	FT-FTA	FT%	ORB	DRB	TRB	AVG	PF-FO	A	TO	BLK	STL	PTS	AVG
2021-22	DePaul	33-33	1003/30.4	286-551	.519	14-60	.233	136-193	.705	191	266	457	13.8	87-2	44	77	60	89	722	21.9
2022-23	DePaul	33-33	1159/35.1	341-802	.425	53-209	.254	113-175	.646	116	287	403	12.2	85-1	66	96	42	87	848	25.7
2023-24	LSU	37-34	1211/32.7	241-519	.464	13-60	.217	113-141	.801	125	244	369	10.0	84-0	64	69	42	93	608	16.4
2024-25	LSU	35-35	1168/33.4	257-520	.494	10-36	.278	135-183	.738	181	297	478	13.7	74-2	56	70	20	88	659	18.8
TOTAL FOR LSU		72-69	2379/33.0	498-1039	.479	23-96	.240	248-324	.765	306	541	847	11.8	158-2	120	139	62	181	1267	17.6
TOTAL		138-135	4542/32.9	1125-2392	.470	90-365	.247	497-692	.718	613	1094	1707	12.4	330-5	230	312	164	357	2837	20.6



#30

Jada Richard

Guard | 5-7 | Freshman | Lafayette, Louisiana

Opponent	Min	FG	3P	FT	ORB	DRB	TRB	PF	Pts.	Asst.	TO	ST	Blocks	+/-
Eastern Kentucky	7:47	0-0	0-0	0-0	0	0	0	1	0	0	1	0	0	-2
Northwestern State	14:10	1-3	0-2	0-0	0	1	1	0	2	1	0	1	0	10
Charleston Southern*	26:03	4-4	3-3	0-0	0	1	1	3	11	6	2	0	0	45
Murray State	5:13	1-2	1-1	0-0	0	0	0	1	3	0	0	0	0	0
Troy	12:11	2-3	0-0	4-4	0	1	1	2	8	1	1	0	0	14
Tulane	3:52	0-2	0-1	0-0	0	1	1	1	0	0	0	0	0	0
Washington	3:45	1-3	0-1	0-1	1	1	2	0	2	0	0	0	0	2
NC State	--	--	--	--	--	--	--	--	--	--	--	--	--	--
NC Central	19:05	5-9	0-1	0-0	0	0	0	2	10	1	0	1	0	35
Stanford	3:20	0-1	0-1	0-0	0	0	0	0	0	1	0	0	0	6
Grambling	14:27	3-7	2-4	1-1	0	1	1	3	9	3	2	1	0	15
Louisiana-Lafayette	12:53	0-3	0-1	1-2	0	1	1	1	1	0	1	1	0	6
Seton Hall	3:56	0-1	0-0	0-0	0	1	1	0	0	1	1	0	0	2
at Illinois-Chicago	3:26	1-1	1-1	0-0	0	0	0	0	3	0	1	0	0	-2
Albany	0:35	0-0	0-0	0-0	0	0	0	0	0	1	0	0	0	3
at Arkansas	8:54	2-5	1-4	1-2	0	1	1	1	6	1	1	1	0	-4
Auburn	0:26	0-0	0-0	0-0	0	0	0	0	0	0	0	0	0	2
at Tennessee	--	--	--	--	--	--	--	--	--	--	--	--	--	--
Vanderbilt	2:19	0-0	0-0	0-0	0	0	0	0	0	0	0	0	0	0
at Florida	5:27	0-1	0-1	0-0	0	0	0	0	0	1	1	1	0	-6
at South Carolina	--	--	--	--	--	--	--	--	--	--	--	--	--	--
Texas A&M	16:54	3-6	1-4	0-0	0	0	0	1	7	0	2	1	0	2
Oklahoma	3:59	0-3	0-2	2-2	0	0	0	0	2	1	0	0	0	-8
Mississippi State	4:46	0-3	0-1	0-0	0	0	0	0	0	0	1	0	0	4
at Missouri	1:54	2-3	1-1	1-2	0	1	1	0	6	1	0	0	0	6
Tennessee	5:23	2-2	1-1	0-0	0	0	0	2	5	0	0	0	0	1
at Texas	--	--	--	--	--	--	--	--	--	--	--	--	--	--
Georgia	4:38	0-2	0-1	0-0	0	0	0	2	0	1	0	2	0	0
at Kentucky	3:57	0-1	0-1	0-0	0	0	0	0	0	0	0	0	0	-8
at Alabama	--	--	--	--	--	--	--	--	--	--	--	--	--	--
Ole Miss	2:12	0-0	0-0	0-0	0	0	0	1	0	0	0	0	0	-7
Florida	4:46	1-3	0-1	0-0	0	0	0	0	2	0	1	0	0	5
Texas	7:49	2-4	1-4	0-0	0	0	0	1	5	0	0	0	0	0
SDSU	9:28	2-6	0-2	1-1	1	1	2	0	5	0	0	0	0	3
FSU	8:49	3-9	0-2	0-0	0	1	1	0	6	0	0	0	0	-7
NC State	0:14	0-0	0-0	0-0	0	0	0	0	0	0	0	0	0	0

*-Start

SEASON	TEAM	GP-GS	MIN/AVG	FG-FGA	FG%	3FG-ATT	3FG%	FT-FTA	FT%	ORB	DRB	TRB	AVG	PF-FO	A	TO	BLK	STL	PTS	AVG
2024-25	LSU	32-1	225/7.0	35-88	.398	12-41	.293	11-15	.733	2	12	14	0.4	22-0	20	15	0	9	93	2.9
TOTAL		32-1	225/7.0	35-88	.398	12-41	.293	11-15	.733	2	12	14	0.4	22-0	20	15	0	9	93	2.9



#50

Shayeann Day-Wilson

Guard | 5-6 | Senior | Toronto, Canada

Opponent	Min	FG	3P	FT	ORB	DRB	TRB	PF	Pts.	Asst.	TO	ST	Blocks	+/-
Eastern Kentucky*	32:54	2-5	2-3	0-0	0	5	5	1	6	3	2	1	0	46
Northwestern State*	36:35	1-5	0-3	1-2	0	2	2	4	3	1	2	1	0	29
Charleston Southern	--	--	--	--	--	--	--	--	--	--	--	--	--	--
Murray State*	32:19	4-9	1-5	0-0	1	2	3	3	9	8	1	3	0	26
Troy*	15:44	0-4	0-2	0-0	2	0	2	3	0	3	2	1	0	3
Tulane*	21:46	0-4	0-2	0-0	1	1	2	4	0	2	2	1	0	13
Washington*	18:58	0-4	0-3	0-0	0	0	0	2	0	7	0	1	0	-2
NC State	35:12	3-8	1-2	0-2	0	7	7	2	7	9	5	0	0	19
NC Central*	10:49	2-4	0-1	0-0	1	2	3	2	4	4	0	0	0	20
Stanford*	38:31	3-12	1-4	1-4	0	2	2	3	8	3	1	4	0	-2
Grambling	--	--	--	--	--	--	--	--	--	--	--	--	--	--
Louisiana-Lafayette	--	--	--	--	--	--	--	--	--	--	--	--	--	--
Seton Hall	--	--	--	--	--	--	--	--	--	--	--	--	--	--
at Illinois-Chicago	--	--	--	--	--	--	--	--	--	--	--	--	--	--
Albany	21:14	3-9	1-5	0-0	0	2	2	2	7	1	0	0	0	9
at Arkansas	15:38	0-6	0-4	1-2	0	2	2	3	1	8	2	1	0	10
Auburn	22:52	0-1	0-0	3-4	0	2	2	0	3	2	1	2	0	25
at Tennessee*	32:21	1-5	0-1	0-0	0	1	1	2	2	3	2	0	0	7
Vanderbilt*	32:06	1-3	0-0	0-0	0	0	0	3	2	3	5	3	0	12
at Florida*	25:52	2-4	0-1	0-0	0	0	0	2	4	2	0	2	0	25
at South Carolina*	33:38	2-8	1-3	1-1	0	1	1	3	6	5	4	2	0	-5
Texas A&M*	21:06	0-2	0-1	0-0	0	3	3	1	0	2	0	1	0	6
Oklahoma*	28:17	3-5	1-3	2-4	1	3	4	4	9	9	5	2	0	10
Mississippi State*	29:34	1-6	0-1	0-0	0	6	6	4	2	4	2	1	0	8
at Missouri*	20:18	0-2	0-2	0-0	0	1	1	0	0	0	2	0	0	-8
Tennessee*	16:19	0-3	0-1	0-0	0	1	1	1	0	2	2	1	0	-3
at Texas*	9:22	0-3	0-0	1-2	0	0	0	2	1	0	2	1	0	1
Georgia	24:20	0-2	0-2	1-2	0	2	2	3	1	3	1	1	0	4
at Kentucky*	26:07	2-5	0-2	4-6	2	0	2	3	8	3	1	2	0	17
at Alabama*	30:26	3-5	0-1	1-1	0	1	1	2	7	4	2	0	0	-11
Ole Miss	11:58	0-1	0-1	0-0	0	0	0	1	0	1	4	0	0	-4
Florida	16:55	2-3	2-3	1-2	0	0	0	4	7	2	2	1	0	9
Texas	12:05	0-0	0-0	0-0	0	1	1	3	0	2	1	1	0	-8
SDSU	17:55	4-5	3-4	0-0	0	1	1	2	11	3	1	1	1	31
FSU	20:08	0-1	0-1	2-2	1	2	3	2	2	5	0	1	0	41
NC State	34:46	0-3	0-2	0-0	0	4	4	3	0	3	1	1	0	3

*-Start

SEASON	TEAM	GP-GS	MIN/AVG	FG-FGA	FG%	3FG-ATT	3FG%	FT-FTA	FT%	ORB	DRB	TRB	AVG	PF-FO	A	TO	BLK	STL	PTS	AVG
2021-22	DUKE	29-17	807/27.8	122-324	.377	43-128	.336	81-117	.692	18	70	88	3.0	60-2	107	95	1	35	368	12.7
2022-23	DUKE	33-29	801/24.3	84-249	.337	31-106	.292	67-98	.684	11	85	96	2.9	67-0	83	63	0	21	266	8.1
2023-24	MIAMI	31-25	929/30.0	132-319	.414	60-163	.368	44-61	.721	12	73	85	2.7	71-1	110	65	2	23	368	11.9
2024-25	LSU	31-20	736/23.7	39-137	.285	13-63	.206	19-34	.559	9	54	63	2.0	74-0	107	55	1	36	110	3.5
TOTAL FOR LSU		31-20	736/23.7	39-137	.285	13-63	.206	19-34	.559	9	54	63	2.0	74-0	107	55	1	36	110	3.5
TOTAL		124-91	3273/26.4	377-1029	.366	147-460	.320	211-310	.681	50	282	332	2.7	272-3	407	278	4	115	1112	9.0



Official Basketball Box Score - Final
Eastern Ky. at LSU
11/04/24 Morehead Assembly Center, Baton Rouge
2024-25 Women's Basketball

Game Time: 7:00 PM
Game Duration: 1:56
Attendance: 9,622

Officials: William Smith, Sarah Williams, Daniel Drake

Eastern Ky. - 44

Record: 0-1

NO.	Name	Min	FG M-A	3P M-A	FT M-A	Rebounds OR DR TOT	Fouls PF FD	TP	AS	TO	ST	Blocks BS BA	+/
5	Raphaella Toussaint	F 22:58	3-10	2-7	0-0	1 3 4	4 0 8	2	2	1	0	1	-29
32	Jasmine McGinnis-Taylor	F 26:40	2-5	0-0	1-2	5 2 7	4 4 8	5	1	2	2	0	-35
11	Althea Kara Angeles	G 16:43	1-5	0-3	0-0	0 0 0	2 3 2	1	0	1	0	0	-22
20	Kaitlyn Costner	G 32:50	4-14	0-3	1-1	1 5 6	2 4 9	3	5	1	0	0	-39
30	Alice Recanatoni	G 33:37	4-13	1-3	0-2	0 4 4	2 2 9	0	4	1	0	2	-49
31	Liz Freirehori	26:19	3-12	3-10	0-0	1 1 2	2 0 9	1	1	3	0	0	-33
24	Kalani Lindsey	11:40	1-2	0-0	0-0	2 1 3	2 0 2	0	2	0	0	0	-17
22	Mya Wardle	16:06	0-5	0-4	0-0	0 2 2	1 0 0	2	1	1	0	0	-20
4	Capria Brown	06:44	0-2	0-1	0-0	0 0 0	1 0 0	0	1	0	0	0	-2
2	Love Mays	05:24	0-1	0-0	0-0	0 0 0	1 0 0	0	0	3	0	0	-9
Team						2 1 3				0			
Totals			18-69	6-31	2-5	12 19 31	21 13 44	10	21	10	0	5	-51

Technical Fouls: NONE

Shooting By Period	
1 st FG%	4-15 26.7%
3PT%	3-8 37.5%
FT%	0-0 0%
2 nd FG%	6-16 37.5%
3PT%	1-6 16.7%
FT%	0-0 0%
3 rd FG%	4-19 21.1%
3PT%	1-9 11.1%
FT%	1-1 100%
4 th FG%	4-19 21.1%
3PT%	1-8 12.5%
FT%	1-4 25%
GM FG%	19-69 26.1%
3PT%	6-31 19.4%
FT%	2-5 40.0%

Dead Ball Rebounds: 3, 0

LSU - 95

Record: 1-0

NO.	Name	Min	FG M-A	3P M-A	FT M-A	Rebounds OR DR TOT	Fouls PF FD	TP	AS	TO	ST	Blocks BS BA	+/
5	Sa'Myah Smith	F 20:33	6-7	0-0	3-4	2 9 11	2 3	15	1	3	1	3	0 41
24	Aneeshah Morrow	F 27:53	9-11	0-0	2-4	5 5 10	2 7	20	3	2	1	1	0 48
4	Flau/Jae Johnson	G 34:14	10-15	2-5	3-3	1 4 5	4 2	25	2	3	1	0	0 56
12	Mikaylah Williams	G 28:42	7-14	0-2	4-4	0 6 6	2 2	18	2	2	0	0	0 36
50	Shayearn Day-Wilson	G 32:54	2-5	2-3	0-0	0 5 5	1 1	6	3	2	1	0	0 46
16	Kailyn Gilbert	20:55	3-9	1-1	2-3	0 2 2	0 2	9	2	2	2	0	0 22
2	Amani Bartlett	04:28	0-0	0-0	0-0	0 1 1	0 0	0	0	0	0	0	0 1
8	Jersey Wollenbarger	13:50	1-2	0-0	0-0	0 1 1	0 0	1	2	0	2	1	0 4
30	Jada Richard	07:57	0-0	0-0	0-0	0 0 0	1 1	0	0	1	0	0	0 -2
23	Aalyah Del Rosario	08:35	0-2	0-0	0-2	0 5 5	1 2	0	0	0	0	0	0 3
Team						3 0 3				0			
Totals			38-65	5-11	14-20	11 38 49	14 21 35	95	13	17	9	5	0 51

Technical Fouls: Coach 4th 8:15

Shooting By Period	
1 st FG%	12-19 63.2%
3PT%	1-3 33.3%
FT%	2-3 66.7%
2 nd FG%	6-15 40.0%
3PT%	2-3 66.7%
FT%	7-10 70%
3 rd FG%	10-13 76.9%
3PT%	1-1 100.0%
FT%	4-6 66.7%
4 th FG%	10-18 55.6%
3PT%	1-4 25.0%
FT%	1-1 100%
GM FG%	38-65 58.5%
3PT%	5-11 45.5%
FT%	14-20 70.0%

Dead Ball Rebounds: 3, 1

	EKU	LSU					
Biggest lead	1 (1 st 9:33)	51 (4 th 0:50)					
Best Scoring Run	5 (4 th 7:53)	12 (4 th 9:49)					
Lead Changes	2						
Times Tied	0						
Time with Lead	01:14	38:40					

Points from	EKU	LSU					
Turnovers	12	25					
Paint	24	38					
Second Chance	10	12					
Fast Breaks	9	20					
Bench	11	11					

Period by Period Scoring					
	1st	2nd	3rd	4th	TOT
EKU	11	13	10	10	44
LSU	27	21	25	22	95



Official Basketball Box Score - Final
Charleston So. at LSU
11/12/24 Maravich Assembly Center, Baton Rouge
2024-25 Women's Basketball

Game Time: 11:00 AM
Game Duration: 1:57
Attendance: 11,095

Officials: Frank Steratore, Talisa Green, Agnese G Carr.

Charleston So. - 44

Record: 0-4

NO.	Name	Min	FG M-A	3P M-A	FT M-A	Rebounds OR DR TOT	Fouls PF FD	TP	AS	TO	ST	Blocks BS BA	+/
20	Madison Adamson	F 29:33	2-6	0-2	2-3	1 3 4	4 3	6	0	0	0	0	-55
22	Saniya Jones	F 14:18	0-2	0-0	0-0	1 2 3	5 1	0	1	2	1	0	-27
1	Catherine Alben	G 29:28	5-16	1-7	4-4	1 1 2	3 2	15	1	4	2	0	-51
15	Alaina Nettles	G 20:57	1-4	0-0	0-0	2 0 2	0 0	2	1	3	0	0	-42
21	Shimel Muhammad	G 17:43	1-8	1-5	0-0	1 0 1	1 0	3	0	1	1	1	-37
12	Keshunni Nichols	14:43	2-5	0-0	0-0	1 0 1	5 4	4	0	4	0	2	-25
33	Tyronna Bailey	15:27	0-3	0-2	0-0	0 0 0	1 3	0	0	0	0	1	-22
13	Taylor Caldwell	08:55	0-0	0-0	0-0	0 1 1	0 0	0	0	0	0	0	-18
4	Caelan Ellis	11:24	0-5	0-4	0-0	0 1 1	0 0	0	1	0	0	0	-27
23	Maya Robinson	12:42	2-7	0-3	1-4	0 1 1	1 3	5	1	0	0	0	-28
10	Courtney Davis	10:00	0-0	0-0	0-0	0 1 1	0 0	0	2	1	0	0	-15
11	Alba Garcia	10:00	3-8	2-6	0-0	1 0 1	0 1	8	0	0	0	0	-15
35	Laura Ortega-Mora	04:50	0-2	0-2	1-2	1 1 2	0 2	1	1	1	0	0	-13
Team						2 1 3				0			
Totals			16-66	4-31	8-13	11 12 23	20 19 44	8	17	4	5	5	-73

Technical Fouls: NONE

Shooting By Period	
1 st FG%	4-19 21.1%
3PT%	1-10 10.0%
FT%	0-0 0%
2 nd FG%	4-13 30.8%
3PT%	1-4 25.0%
FT%	4-5 80%
3 rd FG%	3-13 23.1%
3PT%	0-6 0%
FT%	0-2 0%
4 th FG%	5-21 23.8%
3PT%	2-11 18.2%
FT%	4-6 66.7%
GM FG%	16-66 24.2%
3PT%	4-31 12.9%
FT%	8-13 61.5%

Dead Ball Rebounds: 2, 0

LSU - 117

Record: 3-0

NO.	Name	Min	FG M-A	3P M-A	FT M-A	Rebounds OR DR TOT	Fouls PF FD	TP	AS	TO	ST	Blocks BS BA	+/
5	Sa'Myah Smith	F 12:00	3-6	0-0	1-2	0 3 3	2 1	7	0	2	0	1	1 15
24	Aneeshah Morrow	F 29:25	7-12	0-0	7-8	7 13 20	2 6	21	1	0	0	1	1 62
4	Flau/Jae Johnson	G 30:13	7-15	1-4	3-5	6 4 10	3 6	18	3	3	0	1	1 54
12	Mikaylah Williams	G 31:28	10-16	3-6	2-3	1 5 6	2 2	25	4	2	2	0	0 62
30	Jada Richard	G 26:03	4-4	3-3	0-0	0 1 1	3 1	11	6	2	0	0	0 45
8	Jersey Wollenbarger	22:41	4-7	0-0	2-3	5 1 6	1 2	10	0	1	1	1	2 48
16	Kailyn Gilbert	26:09	6-11	0-0	2-2	2 7 9	1 1	14	9	0	3	0	0 53
2	Amani Bartlett	09:24	1-2	0-0	0-0	0 0 0	1 0	2	0	1	0	0	0 8
23	Aalyah Del Rosario	12:37	4-5	0-0	1-2	1 5 6	4 1	9	0	2	0	1	0 18
Team						3 2 5				0			
Totals			46-78	7-13	18-25	25 41 66	19 20 117	23	14	6	5	5	73

Technical Fouls: NONE

Shooting By Period	
1 st FG%	10-16 62.5%
3PT%	1-1 100.0%
FT%	3-3 100%
2 nd FG%	12-23 52.2%
3PT%	3-6 50.0%
FT%	5-7 71.4%
3 rd FG%	13-19 68.4%
3PT%	1-4 25.0%
FT%	3-5 60%
4 th FG%	11-20 55.0%
3PT%	2-2 100.0%
FT%	7-10 70%
GM FG%	46-78 59.0%
3PT%	7-13 53.8%
FT%	18-25 72.0%

Dead Ball Rebounds: 2, 1

	CSU	LSU					
Biggest lead	5 (1 st 8:33)	73 (4 th 0:42)					
Best Scoring Run	5 (1 st 8:33)	24 (4 th 9:44)					
Lead Changes		1					
Times Tied		0					
Time with Lead	03:08	36:48					

Points from	CSU	LSU					
Turnovers	11	30					
Paint	12	56					
Second Chance	2	23					
Fast Breaks	7	28					
Bench	18	35					

Period by Period Scoring					
	1st	2nd	3rd	4th	TOT
CSU	9	13	6	16	44
LSU	24	32	30	31	117



Official Basketball Box Score - Final
Northwestern St. at LSU
11/08/24 Maravich Assembly Center, Baton Rouge
2024-25 Women's Basketball

Game Time: 7:00 PM
Game Duration: 2:01
Attendance: 10,226

Officials: Kevin Pettit, Nykisha Thompson, Kevin Fahy

Northwestern St. - 36

Record: 1-1

NO.	Name	Min	FG M-A	3P M-A	FT M-A	Rebounds OR DR TOT	Fouls PF FD	TP	AS	TO	ST	Blocks BS BA	+/
11	Jasmin Olvon	F 29:39	1-2	0-0	3-4	1 4 5	2 5	5	0	0	1	2	1 40
32	Vernell Alamah	F 24:33	3-12	1-6	2-2	4 3 7	2 5	9	1	5	1	1	2 46
3	Mya Blake	G 23:58	2-12	1-5	2-3	1 1 2	0 5	7	4	4	0	0	-28
5	Zhane Thompson	G 20:27	2-6	2-6	0-0	0 1 1	0 1	6	0	4	0	0	-32
19	Sharna Ayres	G 17:37	1-6	1-5	0-0	0 1 1	2 0	3	0	2	0	0	-24
13	Nia Hardison	19:41	1-10	0-4	2-3	0 1 1	2 2	4	0	3	1	0	-25
17	Carla Celaya	09:43	0-1	0-1	0-0	1 1 2	1 0	1	1	1	0	0	-10
15	Clarence-Emmanuel Djoula	15:36	1-2	0-0	0-0	2 2 4	3 0	2	0	1	1	0	-25
2	Momina Kassim	05:33	0-1	0-1	0-0	0 1 1	0 0	0	0	1	0	0	-7
22	Joceline Geara	06:24	0-3	0-3	0-0	0 0 0	2 0	0	0	2	0	0	-14
23	Chelsy Singleton	08:31	0-2	0-0	0-0	0 1 1	1 0	0	0	2	0	0	-13
12	Payton Miller	02:43	0-1	0-0	0-0	0 0 0	1 1	0	0	0	0	0	-7
4	Laia Oliva	06:42	0-1	0-1	0-0	1 2 3	0 0	0	1	0	0	0	-11
24	Skye Miller	08:53	0-0	0-0	0-0	0 0 0	1 0	1	0	1	0	0	-11
Team						4 3 7				0			



Official Basketball Box Score - Final
Troy at LSU
11/18/24 Maravich Assembly Center, Baton Rouge
2024-25 Women's Basketball

Game Time: 7:00 PM
Game Duration: 2:16
Attendance: 9,735

Officials: Roy Gubeyan, Tiffany Bird, Sal Eche

Troy - 59

Record: 1-4

NO. Name		Min	FG		3P	FT	Rebounds		Fouls	TP	AS	TO	ST	Blocks		+/-	
			M	A	M	A	OR	DR	TOT					PF	BS		BA
5 Zay Dyer	F	22:50	3-10	0-1	1-3	1	4	5	5	2	7	1	1	1	2	0	-18
22 Brianna Jackson	F	15:59	3-8	0-1	0-2	3	3	6	4	5	6	0	4	0	0	0	-11
2 Ashley Baaz	G	27:22	4-8	1-2	3-4	0	1	1	2	5	12	1	4	5	0	0	-25
3 Emari Jenkins	G	08:52	1-5	1-3	0-0	1	0	0	5	0	3	0	0	1	0	1	-6
13 Shaunta Wagner	G	28:23	2-9	0-2	2-4	0	2	2	3	3	6	5	4	3	0	0	-30
12 Fortuna Ngnawo	G	21:59	4-9	0-0	2-3	2	4	6	4	2	10	0	1	3	0	0	-20
1 Briana Peguero	G	22:58	2-10	1-4	0-0	1	5	6	3	0	5	1	0	1	0	0	-22
35 Lelani Guion	G	12:11	0-6	0-3	0-0	0	1	1	1	0	0	1	2	0	0	0	-27
34 Emma Imevbore	G	10:19	1-2	0-0	0-0	0	1	1	5	4	2	1	2	1	1	0	-10
24 Khlia Morris	G	14:45	2-3	0-0	0-0	4	1	1	3	0	4	0	2	0	0	0	-5
42 Jamirica Roberson	G	08:53	0-1	0-0	0-0	1	2	3	2	2	0	0	0	1	0	1	-19
23 Adriana Jones	G	05:29	1-2	0-0	2-4	1	1	2	0	2	4	0	2	0	0	0	-2
Team							1	0	1		0		0				
Totals			23-73	3-16	10-20	14	25	39	36	21	59	10	22	16	3	2	-39

Shooting By Period		
1 st FG%	6-19	31.6%
3PT%	2-5	40.0%
FT%	0-1	0%
2 nd FG%	4-15	26.7%
3PT%	1-3	33.3%
FT%	1-4	25%
3 rd FG%	8-23	34.8%
3PT%	0-5	0.0%
FT%	4-6	66.7%
4 th FG%	5-16	31.3%
3PT%	0-3	0.0%
FT%	5-9	55.6%
GM FG%	23-73	31.5%
3PT%	3-16	18.8%
FT%	10-20	50.0%

Dead Ball Rebounds: 7.0

Technical Fouls: Imevbore 3rd 10-00

LSU - 88

Record: 5-0

NO. Name		Min	FG		3P	FT	Rebounds		Fouls	TP	AS	TO	ST	Blocks		+/-	
			M-A	M-A	M-A	OR	DR	PF						FD	BS		BA
2 Amari Bartlett	F	07:34	0-0	0-0	0-0	1	1	2	0	0	0	0	1	0	0	-3	
24 Aneessah Morrow	F	29:10	8-11	0-1	7-10	1	12	13	1	7	23	2	3	5	1	0	34
4 Flay/Jae Johnson	G	32:50	8-14	2-4	9-11	3	6	9	2	6	27	5	6	3	0	0	41
12 Mikaylah Williams	G	25:16	6-9	2-2	0-0	1	1	2	3	1	14	3	1	0	0	0	18
50 Shayearn Day-Wilson	G	15:44	0-4	0-2	0-0	2	0	2	3	1	0	3	2	1	0	0	3
5 Sa'Miyah Smith	G	16:41	3-5	0-0	3-4	2	6	8	3	6	9	0	4	1	1	1	18
13 Last-Tear Poa	G	14:11	0-3	0-0	1-2	0	2	2	3	5	1	3	0	0	0	2	22
16 Kaliyah Gilbert	G	19:48	0-7	0-2	1-2	2	1	3	1	1	1	2	1	1	0	0	19
8 Jersey Wolfenbarger	G	15:19	4-5	0-0	4-5	1	2	3	3	12	0	2	0	0	0	0	15
23 Aalyah Del Rosario	G	11:16	0-3	0-0	3-6	2	6	8	1	3	3	0	0	0	0	0	14
30 Jada Richard	G	12:11	2-3	0-0	4-4	0	1	1	2	2	8	1	1	0	0	0	14
Team							1	0	1		0		1				
Totals			31-64	4-11	32-44	16	38	54	22	35	98	19	21	11	2	3	39

Shooting By Period		
1 st FG%	11-17	64.7%
3PT%	1-2	50.0%
FT%	12-17	70.6%
2 nd FG%	6-16	37.5%
3PT%	2-5	40.0%
FT%	9-10	90%
3 rd FG%	8-18	44.4%
3PT%	0-2	0.0%
FT%	6-9	66.7%
4 th FG%	6-13	46.2%
3PT%	1-2	50.0%
FT%	5-8	62.5%
GM FG%	31-64	48.4%
3PT%	4-11	36.4%
FT%	32-44	72.7%

Dead Ball Rebounds: 4.1

Technical Fouls: Johnson 3rd 10-00

		TRO	LSU
Biggest lead	3 (1 st 9:34)	41 (4 th 3:30)	
Best Scoring Run	7 (4 th 9:27)	17 (1 st 5:40)	
Lead Changes	1		
Times Tied	1		
Time with Lead	01:45	37:42	
		Points from Turnovers	TRO LSU
			23 30
		Paint	TRO LSU
			34 40
		Second Chance	TRO LSU
			15 16
		Fast Breaks	TRO LSU
			14 28
		Bench	TRO LSU
			25 34

Period by Period Scoring				
	1st	2nd	3rd	4th
LSU	35	23	22	18



Official Basketball Box Score - Final
Washington at LSU
11/25/24 Baha Mar Convention Center, Nassau
2024-25 Women's Basketball

Game Time: 1:30 PM
Game Duration: 1:58
Attendance: 297

Officials: Doug Knight, Kim Hobbs, Demoya Pugh

Washington - 67

Record: 6-2

NO. Name		Min	FG		3P	FT	Rebounds		Fouls		TP	AS	TO	ST	Blocks		BS	+/-
			M-A	M-A	M-A	M-A	OR	DR	PF	FD					PF	FD		
14 Dalayah Daniels	F	35:39	4-10	0-3	0-1	3	6	9	4	3	9	4	2	0	1	0	0	-1
32 Tayra Eke	F	30:33	3-5	0-0	2-4	5	2	7	4	2	8	1	2	2	3	0	0	-8
0 Sayvia Sellers	G	30:52	9-18	4-8	2-3	0	4	4	5	3	24	1	6	2	1	0	0	12
1 Hannah Stines	G	40:00	5-12	2-8	0-0	1	4	5	2	1	12	5	3	0	0	0	0	-1
24 Elle Ladine	G	36:02	5-13	2-7	2-2	0	9	9	0	3	14	1	2	4	0	0	0	-4
22 Shayla Gilmire	G	03:37	0-0	0-0	0-0	0	0	0	0	0	0	0	0	0	0	0	0	-1
11 Chloe Briggs	G	12:46	0-0	0-0	0-0	0	2	2	2	2	0	2	2	0	0	0	0	5
5 Teagan Brown	G	07:21	0-1	0-1	0-0	0	1	1	0	0	0	0	0	0	0	0	0	-8
20 Brenna McDonald	G	03:10	0-0	0-0	0-0	0	1	0	1	1	0	0	0	0	0	0	0	-1
Team							0	0	0		0		1					
Totals			26-59	8-27	7-10	10	28	38	18	14	67	14	18	8	5	0	0	-1

Technical Fouls: NONE

Shooting By Period		
1 st FG%	9-17	52.9%
3PT%	3-7	42.9%
FT%	3-4	75%
2 nd FG%	5-15	33.3%
3PT%	2-8	25.0%
FT%	0-0	0%
3 rd FG%	7-16	43.8%
3PT%	2-6	33.3%
FT%	0-0	0%
4 th FG%	5-11	45.5%
3PT%	1-6	16.7%
FT%	4-6	66.7%
GM FG%	26-59	44.1%
3PT%	8-27	29.6%
FT%	7-10	70.0%

Dead Ball Rebounds: 3.0

Technical Fouls: NONE

LSU - 68

Record: 7-0

NO. Name		Min	FG	3P	FT	Rebounds		Fouls	TP	AS	TO	ST	Blocks		BS	+/-		
			M-A	M-A	M-A	OR	DR	TOT	PF	FD	PF	FD	BS	BA				
5	Sa'Miyah Smith	F	34:35	6-11	0-0	4-4	11	4	15	0	3	16	0	0	0	1	8	
24	Aneessah Morrow	F	39:33	5-17	1-2	8-12	6	7	13	0	7	19	0	4	2	0	1	3
4	Flau/Jae Johnson	G	35:49	8-19	2-6	1-1	0	4	4	2	19	2	2	4	0	1	6	
12	Mikaylah Williams	G	22:47	0-9	0-3	0-0	1	3	4	0	1	0	2	1	0	0	-4	
50	Shayearn Day-Wilson	G	18:58	0-4	0-3	0-0	0	0	0	2	1	0	7	0	1	0	-2	
8	Jersey Wolfenbarger	G	05:25	1-1	0-0	0-1	0	2	2	2	1	2	0	1	0	0	-7	
16	Kaliyah Gilbert	G	17:28	3-8	0-1	2-2	2	1	3	3	1	8	0	2	1	0	-4	
13	Last-Tear Poa	G	18:59	1-4	0-3	0-0	0	0	0	3	1	2	3	1	0	0	-1	
1	Miracle Sheppard	G	02:41	0-0	0-0	0-0	0	0	0	0	0	0	1	1	0	0	-4	
30	Jada Richard	G	03:45	1-3	0-1	0-1	1	1	2	0	1	2	0	0	0	0	1	2
Team							6	1	7			0		1				
Totals			25-76	3-19	15-21	27	23	50	14	18	68	14	13	9	0	5	1	
Technical Fouls:NONI																		

Shooting By Period		
1 st FG%	5-17	29.4%
3PT%	0-5	0.0%
FT%	1-4	25%
2 nd FG%	6-21	28.6%
3PT%	2-6	33.3%
FT%	1-2	50%
3 rd FG%	7-15	46.7%
3PT%	1-5	20.0%
FT%	7-8	87.5%
4 th FG%	7-23	30.4%
3PT%	0-3	0.0%
FT%	5-7	85.7%
GM FG%	25-76	32.9%
3PT%	3-19	15.8%
FT%	15-21	71.4%

Dead Ball Rebounds: 2.0

Technical Fouls: NONE

		UW	LSU
Biggest lead	15 (1 st 0:38)	4 (1 st 8:29)	
Best Scoring Run	9 (1 st 2:59)	8 (2 nd 5:01)	
Lead Changes	2		
Times Tied	1		
Time with Lead	34:55	02:59	
		Points from Turnovers	UW LSU
			17 16
		Paint	UW LSU
			30 38
		Second Chance	UW LSU
			10 26
		Fast Breaks	UW LSU
			0 6



Official Basketball Box Score - Final
N.C. Central at LSU
12/01/24 Maravich Assembly Center, Baton Rouge
2024-25 Women's Basketball

Game Time: 2:00 PM
Game Duration: 2:03
Attendance: 10,345

Officials: Angelica Sufferin, Nic Cappel, Kenya Kirkland

N.C. Central - 44

Record: 0-10

NO. Name		Min	FG	3P	FT	Rebounds	Fouls	TP	AS	TO	ST	Blocks	BB	+/			
			M	A	M	A	O	R	D	T			B				
3	Morgan Callahan	F 35:41	6-13	0-1	1-4	5	3	8	3	2	13	1	4	0	1	1	-80
15	Diana Blake	F 10:57	0-1	0-0	0-0	2	0	2	0	3	1	0	0	0	0	1	-24
0	Aysia Hinton	G 34:10	2-12	2-8	0-2	3	1	4	4	1	6	0	5	0	0	5	-73
95	Kyia Bryant	G 32:39	1-11	0-3	1-2	0	3	3	0	4	3	2	5	2	0	2	-68
10	Shakira Foster	G 16:39	1-6	1-3	2-2	2	2	4	1	3	5	1	4	0	0	1	-38
1	Jada Creech	04:44	0-0	0-0	0-0	0	2	2	2	0	0	1	0	0	0	0	-8
11	LaNya Scales	10:18	0-4	0-3	0-0	0	1	1	2	0	0	1	0	1	0	0	-23
12	Jada Tiggett	19:45	3-7	1-2	0-2	2	1	3	4	1	7	2	1	0	0	0	-36
13	Terriana Gray	16:18	1-3	0-1	6-9	0	0	0	5	6	8	1	7	1	0	0	-38
2	Victoria Morris	10:51	0-1	0-1	0-0	0	0	0	1	0	0	1	0	0	0	0	-39
22	Laila Lewis	03:56	0-1	0-1	0-0	0	1	1	2	0	0	1	0	0	0	0	-4
21	Brady Griffin	04:02	1-2	0-1	0-2	3	1	4	0	1	2	0	1	0	0	0	-4
Team						3	0	3			0		2				
Totals			15-61	4-24	10-23	20	15	35	27	19	44	7	33	3	3	9	-87

Shooting By Period
1st FG% 7-18 38.9%
3PT% 2-8 25.0%
FT% 2-2 100%
2nd FG% 0-12 0.0%
3PT% 0-4 0.0%
FT% 0-4 0%
3rd FG% 5-13 38.5%
3PT% 2-4 50.0%
FT% 3-8 37.5%
4th FG% 3-18 16.7%
3PT% 0-8 0.0%
FT% 5-9 55.6%
GM FG% 15-61 24.6%
3PT% 4-24 16.7%
FT% 10-23 43.5%

Dead Ball Rebounds: 0.0

Technical Fouls: NONE

LSU - 131

Record: 9-0

NO. Name	Min	FG		3P	FT	Rebounds		Fouls	TP	AS	TO	ST	Blocks		+/-	
		M	A	M	A	O	D	P	F	A	S	B	B			
5 SaMyah Smith	F 17:49	5-8	0-0	3-3	4	5	9	2	4	13	0	0	1	2	1	43
24 Aneesh Morrow	F 24:10	8-13	0-0	1-2	6	5	11	0	1	17	3	1	3	0	0	56
4 Flau/Jae Johnson	G 20:50	8-14	3-4	3-3	0	0	0	0	3	22	2	1	1	4	0	46
12 Mikaylah Williams	G 16:44	4-9	1-2	1-2	1	2	3	4	2	10	2	1	3	0	1	44
50 Shayann Day-Wilson	G 10:49	2-4	0-1	0-0	1	2	3	2	0	4	4	0	0	0	0	20
8 Jersey Wolfenbarger	G 16:00	5-6	0-0	0-1	3	4	7	1	1	10	0	0	2	1	0	38
16 Kailyn Gilbert	21:52	8-12	1-2	2-2	0	3	3	0	1	19	0	3	4	1	0	35
30 Jada Richard	19:05	5-9	0-1	0-0	0	0	0	2	1	10	0	1	0	0	0	35
1 Miracle Sheppard	19:10	3-4	0-1	4-6	4	3	7	2	4	10	2	0	7	0	0	41
2 Amari Bartlett	08:30	0-0	0-0	0-2	0	2	2	1	1	0	0	0	0	0	0	18
13 Last-Tear Poa	12:34	1-3	0-0	10-14	2	0	2	2	7	12	3	0	1	0	0	39
23 Aalyah Del Rosario	12:19	0-5	0-0	4-4	4	1	5	3	2	4	1	2	0	1	1	20
Team					2	4	0			0		0				
Totals		49-87	5-11	28-39	27	31	58	19	27	131	18	9	23	9	3	87

Shooting By Period
1st FG% 10-22 45.5%
3PT% 0-0 0.0%
FT% 6-8 75%
2nd FG% 15-27 55.6%
3PT% 2-3 66.7%
FT% 5-5 100%
3rd FG% 14-23 60.9%
3PT% 6-6 100%
FT% 5-7 71.4%
4th FG% 10-15 66.7%
3PT% 1-2 50.0%
FT% 12-18 66.7%
GM FG% 49-87 56.3%
3PT% 5-11 45.5%
FT% 28-39 71.8%

Dead Ball Rebounds: 7.2

Technical Fouls: NONE

	NCC	LSU
Biggest lead	0 (1st 10:00)	90 (4th 2:24)
Best Scoring Run	5 (1st 7:49)	40 (3rd 9:48)
Lead Changes	0	
Times Tied	0	
Time with Lead	00:00	39:31

Points from	NCC	LSU
Turnovers	4	53
Paint	20	78
Second Chance	12	38
Fast Breaks	6	31
Bench	17	65

Period by Period Scoring					
	1st	2nd	3rd	4th	TOT
NCC	18	0	15	11	44
LSU	26	37	35	33	131



Official Basketball Box Score - Final
Grambling at LSU
12/08/24 Brookshire Grocery Arena, Bossier City, La.
2024-25 Women's Basketball

Game Time: 2:00 PM
Game Duration: 1:54
Attendance: 8,299

Officials: Royce Blevis, Nicole Brannon, Charles Watson

Grambling - 54

Record: 2-7

NO. Name		Min	FG	3P	FT	Rebounds	Fouls	TP	AS	TO	ST	Blocks	8	5	4	+/	
8 Alyssa Phillip	F	20:38	3-4	0-0	0-0	3	4	7	3	1	6	0	1	0	1	-35	
15 Zaria Johnson	F	14:56	1-9	0-4	0-0	4	0	4	4	2	2	1	3	2	2	-21	
1 Douthine Prien	G	24:53	2-10	0-0	4-9	1	1	2	0	7	8	3	1	0	0	-35	
3 Arianna Mosley	G	25:19	0-7	0-2	0-0	0	1	1	4	0	0	1	1	1	0	-31	
12 Kahia Wamsley	G	35:02	2-10	0-3	4-4	1	5	6	1	4	8	3	3	4	0	-30	
2 Sharonica Hartsfield		24:18	1-5	0-0	0-0	1	0	1	2	0	2	4	3	2	0	-28	
55 Lydia Freeman		12:34	4-6	0-1	2-4	0	0	0	3	3	10	0	1	0	0	-4	
24 Lillian Jackson		11:43	2-6	0-1	0-0	0	1	1	2	0	4	0	0	1	2	-14	
4 Nicole Sandifer		09:59	1-2	0-0	0-0	0	1	1	2	0	2	1	1	1	0	-21	
23 Halima Salat		17:35	4-8	4-6	0-0	0	0	0	1	0	12	0	1	1	0	-14	
10 Claire Simmons		03:03	0-1	0-0	0-0	1	0	1	0	0	0	0	0	0	1	3	
Team						3	3	6			0		1				
Totals			20-68	4-17	10-17	14	16	30	22	17	54	13	16	12	5	8	-46

Shooting By Period
1st FG% 5-19 26.3%
3PT% 0-4 0.0%
FT% 3-6 50.0%
2nd FG% 4-16 25.0%
3PT% 2-4 50.0%
FT% 6-6 100%
3rd FG% 5-18 27.8%
3PT% 2-6 33.3%
FT% 0-3 0%
4th FG% 6-15 40.0%
3PT% 0-3 0.0%
FT% 1-2 50%
GM FG% 20-68 29.4%
3PT% 4-17 23.5%
FT% 10-17 58.8%

Dead Ball Rebounds: 4.1

Technical Fouls: Johnson 4th 3:15

LSU - 100

Record: 11-0

NO.	Name	Min	FG	3P	FT	Rebounds	Fouls	TP	AS	TO	ST	Blocks	+/				
			Min	3P	FT	OR	DR	FF				BK					
5	Sa'Myah Smith	F 18:03	3-6	0-0	0-0	1	6	7	2	3	6	4	0	0	1	1	-29
24	Aneesh Morrow	F 23:41	10-14	0-0	6-7	8	8	16	0	7	26	1	3	4	1	0	42
4	Flau/Jae Johnson	G 25:11	7-13	0-1	6-6	2	4	6	2	3	20	3	3	1	2	0	37
12	Mikaylah Williams	G 26:16	5-10	1-3	5-6	3	3	6	2	3	16	5	3	3	2	2	43
13	Last-Tear Poa	G 18:11	0-1	0-1	2-4	0	2	2	1	2	2	1	1	0	1	0	25
1	Miracle Sheppard	17:41	2-10	0-0	0-0	1	5	6	1	0	4	0	2	0	0	0	11
8	Jersey Wolfenbarger	12:41	3-4	0-0	0-1	0	1	1	0	1	6	0	2	0	0	0	11
16	Kailyn Gilbert	21:00	2-9	0-1	0-0	4	2	6	3	0	4	1	3	0	0	0	9
23	Aalyah Del Rosario	12:43	3-3	0-0	1-1	3	1	4	1	7	0	1	1	0	0	0	5
20	Jada Richard	14:27	3-7	2-4	1-1	0	1	1	3	1	9	3	2	1	0	1	15
2	Amari Bartlett	10:06	0-1	0-0	0-0	2	1	3	0	0	0	0	0	0	0	0	5
Team						3	3	6			0		0				
Totals			38-78	3-10	21-26	27	37	64	18	21	100	18	20	10	8	5	46

Shooting By Period
1st FG% 12-19 63.2%
3PT% 0-2 0.0%
FT% 5-7 71.4%
2nd FG% 8-13 61.5%
3PT% 1-3 33.3%
FT% 8-9 88.9%
3rd FG% 13-29 44.8%
3PT% 1-1 100.0%
FT% 6-8 75%
4th FG% 5-17 29.4%
3PT% 1-4 25.0%
FT% 2-2 100%
GM FG% 38-78 48.7%
3PT% 3-10 30.0%
FT% 21-26 80.8%

Dead Ball Rebounds: 1.0

Technical Fouls: Johnson 4th 3:15

	GRA	LSU
Biggest lead	0 (1st 10:00)	48 (4th 0:30)
Best Scoring Run	5 (1st 4:25)	15 (3rd 6:26)
Lead Changes	0	
Times Tied	1	
Time with Lead	00:00	38:30

Points from	GRA	LSU
Turnovers	18	26
Paint	28	58
Second Chance	7	31
Fast Breaks	16	30
Bench	30	30

Period by Period Scoring					
	1st	2nd	3rd	4th	TOT
GRA	13	16	12	13	54
LSU	29	25	33	13	100



Official Basketball Box Score - Final
Stanford at LSU
12/05/24 Maravich Assembly Center, Baton Rouge
2024-25 Women's Basketball

Game Time: 8:00 PM
Game Duration: 2:10
Attendance: 10,317

Officials: Tiffany Bird, Brenda Portogis, Brian Garland

Stanford - 88

Record: 7-2

NO.	Name	Min	FG	3P	FT	Rebounds	TP	AS	TO	ST	Blocks	BS	+/				
			M	A	M	A	F										
3	Nuru Agara	F 37:41	12-16	2-2	3-4	4	9	13	5	3	29	2	4	0	1	0	-2
20	Elena Bosgana	G 40:58	5-15	1-8	5-6	0	4	4	2	7	16	2	1	0	0	0	-7
21	Brooke Demetre	G 37:43	6-16	3-10	4-4	0	4	4	2	2	19	3	1	1	1	0	1
32	Jazanyia Hamiel	G 43:13	5-10	3-8	2-2	1	4	5	0	1	15	1	3	0	0	0	-2
34	Tess Hale	G 11:32	0-1	0-1	0-0	0	2	2	1	1	0	1	0	0	0	0	11
13	Chloe Clardy	35:15	2-6	0-1	3-5	0	5	5	4	4	7	3	2	1	0	0	-21
22	Mary Ashley Stevenson	07:49	1-2	0-0	0-0	2	2	4	1	1	2	0	3	0	0	0	-4
40	Courtney Ogden	10:49	0-0	0-0	0-0	0	2	2	0	0	0	1	0	0	0	0	-6
Team						1	2	3			0		0				
Totals			31-66	9-30	17-21	8	34	42	15	19	88	12	15	2	2	0	-6

Shooting By Period
1st FG% 10-16 62.5%
3PT% 5-7 71.4%
FT% 3-3 100%
2nd FG% 4-12 33.3%
3PT% 1-6 16.7%
FT% 2-4 5



Official Basketball Box Score - Final
LSU at Seton Hall
12/17/24 Morgan Sun Arena, UNC Asheville
2024-25 Women's Basketball

Game Time: 6:00 PM
Game Duration: 1:50
Attendance: 7,650

Officials: Gina Cross, Fabio Cosulich-Stephens, Sarah Williams

LSU - 91

Record: 13-0

NO. Name	Min	FG M-A	3P M-A	FT M-A	OR Reb	DR Tot	PF Fouls	TP	AS	TO	ST	Blocks BS BA	+/-	
24 Aneesh Morrow	F 35:15	8-13	2-3	6-8	5	14 19	2 7	24	2	2	3	1	0	26
4 Flau/Jae Johnson	G 36:13	8-18	1-4	0-0	0	5 5	1 2	17	3	1	1	2	0	17
8 Jersey Wolfenbarger	G 14:38	4-5	0-0	0-0	1	3 4	4 2	8	0	2	0	0	0	11
12 Mikaylah Williams	G 32:41	8-16	6-11	0-0	1	4 5	1 0	22	5	2	1	0	1	16
13 Last-Tear Poa	G 27:41	0-3	0-2	0-0	1	0 1	3 1	0	0	0	0	0	0	27
16 Kailyn Gilbert	17:18	5-7	0-0	4-4	2	2 4	0 3	14	2	3	1	0	0	21
5 Sa'Myah Smith	22:41	2-3	0-0	0-1	1	1 2	3 2	4	1	2	2	1	0	15
1 Miracle Sheppard	05:25	1-1	0-0	0-0	0	0 0	1 0	2	0	0	0	0	0	-2
30 Jada Richard	03:56	0-1	0-0	0-0	0	1 1	0 0	0	1	1	0	0	0	2
2 Amani Bartlett	02:06	0-0	0-0	0-0	0	0 0	0 0	0	0	0	0	0	0	1
23 Aalyah Del Rosario	02:06	0-0	0-0	0-0	0	0 0	0 0	0	0	0	0	0	0	1
Team					0	0 0		0	0					
Totals		36-67	9-20	10-13	11	30 41	15 17	91	17	13	8	4	1	27

Technical Fouls: NONE

Shooting By Period
1 st FG% 8-14 57.1%
3PT% 2-6 33.3%
FT% 4-6 66.7%
2 nd FG% 12-21 57.1%
3PT% 4-8 50.0%
FT% 3-3 100.0%
3 rd FG% 8-15 53.3%
3PT% 2-4 50.0%
FT% 1-1 100.0%
4 th FG% 8-17 47.1%
3PT% 1-2 50.0%
FT% 3-3 100.0%
GM FG% 36-67 53.7%
3PT% 9-20 45.0%
FT% 10-13 76.9%

Dead Ball Rebounds: 1.0

Seton Hall - 64

Record: 8-3

NO. Name	Min	FG M-A	3P M-A	FT M-A	Rebounds OR DR TOT	Fouls PF FO	TP	AS	TO	ST	Blocks BS BA	+/-	
3 Faith Masonius	F 31:42	10-22	3-6	6-6	1 4 5	4 7	29	1	4	3	0	1	-21
7 Iyanna Lops	F 24:13	3-9	1-5	2-3	1 4 5	2 5	9	1	2	0	1	0	-11
13 Messiah Hunter	F 17:28	0-3	0-1	0-0	3 2 5	0 0	0	1	1	0	0	1	-19
0 Jada Eads	G 37:07	7-23	4-12	2-2	1 3 4	3 2	20	2	0	0	0	1	-30
22 Amari Wright	G 27:38	1-4	0-3	0-0	1 4 5	3 0	2	3	6	0	0	0	-15
4 Savanna Jones	17:27	0-1	0-0	0-0	0 1 1	2 0	0	0	0	0	0	0	-8
1 Joniyah Bland-Fitzpatrick	26:36	1-3	0-0	0-2	4 3 7	2 1	4	3	1	2	0	1	-15
2 Ja'Kahlia Craft	15:08	0-6	0-6	0-0	0 1 1	1 0	0	0	1	0	0	0	-1
20 Sydney Eggleton	02:41	0-0	0-0	0-0	0 0 0	0 0	0	0	0	1	0	0	-1
Team					8 0 8		0	0					
Totals		22-71	8-34	12-13	19 22 41	17 15	64	11	15	6	1	4	-27

Technical Fouls: NONE

Shooting By Period
1 st FG% 6-17 35.3%
3PT% 3-9 33.3%
FT% 1-2 50%
2 nd FG% 4-16 25.0%
3PT% 0-9 0.0%
FT% 2-2 100%
3 rd FG% 6-20 30.0%
3PT% 3-6 50.0%
FT% 9-9 100%
4 th FG% 6-18 33.3%
3PT% 3-10 30.0%
FT% 0-0 0%
GM FG% 22-71 31.0%
3PT% 8-34 23.5%
FT% 12-13 92.3%

Dead Ball Rebounds: 1.0

	LSU	SHu					
Biggest lead	28 (3 rd 6:17)	2 (1 st 9:43)					
Best Scoring Run	11 (2 nd 6:14)	7 (4 th 9:06)					
Lead Changes	7						
Times Tied	3						
Time with Lead	36:12	01:47					



Official Basketball Box Score - Final
UAlbany at LSU
12/29/24 Marovich Assembly Center, Baton Rouge
2024-25 Women's Basketball

Game Time: 1:00 PM
Game Duration: 1:52
Attendance: 12,171

Officials: Gina Cross, Timothy Daisey, Ashlee Goode

UAlbany - 61

Record: 10-3

NO. Name		Min	FG M/A	3P M/A	FT M/A	Rebounds OR DR TOT	Fouls PF FO	TP	AS	TO	ST	Blocks BS BA	+/-
4 Kaci Donovan	F	22:02	5-12	3-6	4-5	2 3 5	5 3	17	3	2	0	0	0
20 Kayla Cooper	F	37:40	5-11	0-1	4-6	2 3 5	1 4	14	4	4	1	0	1
3 Lilly Phillips	G	32:10	4-11	2-8	4-6	0 1 1	2 3	14	0	1	0	0	0
33 Delanie Hill	G	10:26	0-1	0-1	0-0	0 0 0	2 0	0	2	0	1	0	0
55 Jessica Tomasetti	G	37:40	3-6	0-1	0-0	0 2 2	2 0	6	1	2	1	0	0
13 Marina Bonellas		14:29	1-1	0-0	0-0	0 3 3	3 2	2	0	1	0	0	0
21 Gabriela Falcao		23:16	0-2	0-0	0-0	1 2 3	3 0	0	2	2	0	1	0
2 Laycee Drake		09:24	1-5	0-1	1-2	1 3 4	0 1	3	0	1	0	0	0
23 Meghan Hueter		12:18	2-7	1-5	0-0	0 0 0	1 0	5	0	0	0	0	0
24 Abby Ray		00:35	0-0	0-0	0-0	0 0 0	0 0	0	0	0	0	0	0
						2 2 4		0	1				
Totals			21-56	6-23	13-19	8 19 27	19 13	61	12	14	3	1	1

Technical Fouls: NONE

Shooting By Period
1 st FG% 9-15 60.0%
3PT% 3-7 42.9%
FT% 4-5 80%
2 nd FG% 4-11 36.4%
3PT% 1-2 50.0%
FT% 4-6 66.7%
3 rd FG% 6-16 37.5%
3PT% 2-7 28.6%
FT% 1-2 50%
4 th FG% 2-14 14.3%
3PT% 0-7 0.0%
FT% 4-6 66.7%
GM FG% 21-56 37.5%
3PT% 6-23 26.1%
FT% 13-19 68.4%

Dead Ball Rebounds: 3.0

LSU - 83

Record: 15-0

NO. Name		Min	FG M-A	3P M-A	FT M-A	Rebounds OR DR TOT	Fouls PF FO	TP	AS	TO	ST	Blocks BS BA	+/-	
24 Aneesh Morrow	F	30:42	8-13	0-0	4-5	7 11 18	2 4	20	2	2	1	0	1	23
4 Flau/Jae Johnson	G	32:53	7-16	0-3	1-2	5 4 9	3 3	15	2	1	1	0	0	21
8 Jersey Wolfenbarger	G	32:53	3-5	0-0	5-6	1 1 2	2 5	11	1	1	2	0	0	15
12 Mikaylah Williams	G	32:21	7-16	0-4	4-4	1 4 5	1 2	18	2	3	2	1	0	14
13 Last-Tear Poa	G	03:40	0-0	0-0	0-0	0 0 0	0 0	0	0	3	0	0	0	-4
50 Shayean Day-Wilson		21:14	3-9	1-5	0-0	0 2 2	2 1	7	1	0	0	0	0	9
5 Sa'Myah Smith		05:37	0-1	0-0	0-0	1 0 1	0 0	0	0	0	0	0	0	-5
16 Kailyn Gilbert		25:19	2-9	0-1	4-4	1 4 5	1 4	8	3	0	1	0	0	16
1 Miracle Sheppard		12:54	2-3	0-0	0-0	1 2 3	1 0	4	0	0	1	0	0	11
23 Aalyah Del Rosario		01:17	0-0	0-0	0-0	0 1 1	1 0	0	0	0	0	0	0	-4
2 Amani Bartlett		00:35	0-0	0-0	0-0	0 1 1	0 0	0	0	0	0	0	0	3
30 Jada Richard		00:35	0-0	0-0	0-0	0 0 0	0 0	0	1	0	0	0	0	-3
Team						1 0 1		0	0	0	0	0	0	
Totals			32-72	1-13	18-21	23 30 53	13 19	83	12	10	8	1	1	22

Technical Fouls: NONE

Shooting By Period
1 st FG% 7-18 38.9%
3PT% 0-7 0.0%
FT% 2-2 100%
2 nd FG% 7-21 33.3%
3PT% 0-1 0.0%
FT% 4-6 66.7%
3 rd FG% 8-16 50.0%
3PT% 0-2 0.0%
FT% 6-6 100%
4 th FG% 10-17 58.8%
3PT% 1-3 33.3%
FT% 5-7 85.7%
GM FG% 32-72 44.4%
3PT% 1-13 7.7%
FT% 18-21 85.7%

Dead Ball Rebounds: 1.0

	ALB	LSU	Points from		Period by Period Scoring						
Biggest lead	12 (2 nd 9:16)	22 (4 th 0:24)	Turnovers	7	17						
Best Scoring Run	7 (1 st 5:58)	12 (4 th 3:43)	Paint	22	46	1st	2nd	3rd	4th	TOT	
Lead Changes	4		Second Chance	3	30	ALB	25	13	15	8	61
Times Tied	6		Fast Breaks	2	23	LSU	16	18	22	27	83
Time with Lead	18:41	17:46	Bench	10	19						



Official Basketball Box Score - Final
LSU at UIC
12/19/24 O'Neil Union 1 Arena, Chicago
2024-25 Women's Basketball

Game Time: 7:05 PM
Game Duration: 1:57
Attendance: 4,322

Officials: Kevin Petrait, Ben Garland, Maggie Tietman

LSU - 91

Record: 14-0

NO. Name	Min	FG M-A	3P M-A	FT M-A	Rebounds OR DR TOT	Fouls PF FO	TP	AS	TO	ST	Blocks BS BA	
24 Aneesh Morrow	F 38:27	8-16	2-3	1-2	4 9 13	2 2	19	3	2	4	2	0
4 Flau/Jae Johnson	G 37:44	7-15	2-3	7-10	5 6 11	2 5	23	3	5	1	0	2
8 Jersey Wolfenbarger	G 17:32	2-3	0-0	1-3	3 6 3	3 3	5	1	1	0	1	0
12 Mikaylah Williams	G 34:53	6-17	1-6	4-4	2 0 2	2 1	17	7	1	0	1	1
13 Last-Tear Poa	G 22:38	2-4	0-1	3-3	0 1 1	3 2	7	3	2	1	0	1
5 Sa'Myah Smith	23:07	4-4	0-0	0-0	2 2 2	1 1	8	0	0	2	1	0
16 Kailyn Gilbert	17:13	2-6	2-3	2-2	0 1 1	3 1	8	1	1	0	0	1
1 Miracle Sheppard	05:00	0-1	0-0	1-2	0 2 2	1 1	1	2	0	0	0	0
30 Jada Richard	03:26	1-1	1-1	0-0	0 0 0	0 0	3	0	1	0	0	0
Team					2 0 2		0	0				
Totals		32-67	8-17	19-26	16 24 40	17 17	91	20	13	8	5	5

Technical Fouls: NONE

Shooting By Period
1 st FG% 7-20 35.0%
3PT% 2-5 40.0%
FT% 2-2 100%
2 nd FG% 8-16 50.0%
3PT% 2-6 33.3%
FT% 4-6 66.7%
3 rd FG% 8-16 50.0%
3PT% 1-2 50.0%
FT% 10-14 71.4%
4 th FG% 9-15 60.0%
3PT% 3-4 75.0%
GM FG% 32-67 47.8%
3PT% 8-17 47.1%
FT% 19-26 73.1%

Dead Ball Rebounds: 8.1

UIC - 73

Record: 2-6

NO. Name	Min	FG M-A	3P M-A	FT M-A	Rebounds OR DR TOT	Fouls PF FO	TP	AS	TO	ST	Blocks BS BA	+	
23 Makiyah Williams	F 21:48	5-17	3-6	2-2	1 1 2	1 2	15	0	2	1	1	0	-1
4 Jada McCloud	G 17:00	1-1	0-0	1-2	3 2 5	4 2	3	2	0	0	0	0	-4
11 Arin Freeman	G 30:51	7-11	1-3	4-4	3 3 6	1 3	19	4	2	0	1	1	-16
20 Sandra Frau-Garcia	G 10:42	1-3	1-1	0-0	1 0 1	1 0	3	0	4	0	0	0	-4
25 Danyel Middleton	G 20:20	1-4	0-1	0-0	0 0 0	4 1	2	4	0	1	0	0	-1
1 Kristian Young	15:42	0-0	0-0	0-0	1 1 2	2 2	3	3	1	0	0	0	-1
12 Keimari Rimmer	30:26	1-0	0-2	0	3 6 9	4 2	6	2	0	4	1	4	-1
0 Jalysha Stokes	08:44	0-2	0-2	0-0	0 0 0	0 0	0	1	0	0	1	0	-1
14 Krystyna Ellwe	20:05	4-9	4-6	0-0	0 0 0	1 0	12	1	2	0	0	0	-1
5 Ky Dempsey-Toney	10:46	1-2	0-0	0	2 2 2	0 0	2	0	3	1	1	0	-4
2 Chantrel Clayton	13:36	2-3	2-3	5-8	0 1 1	0 5	11	1	2	1	0	0	-3
Team					1 1 2	2 0	0	3					
Totals		25-62	11-24	12-16	12 17 29	18 17	73	18	9	8	5	5	-1



Official Basketball Box Score - Final
Auburn at LSU
01/05/25 Maravich Assembly Center, Baton Rouge
2024-25 Women's Basketball

Game Time: 3:00 PM
Game Duration: 1:52
Attendance: 11,302

Officials: Bryon Hall, Ry Seales, Kyle Bacon

Auburn - 63

Record: 9-6 (0-2)

NO. Name	Min	FG	3P	FT	Rebounds	Fouls	TP	AS	TO	ST	Blocks	+/
		M-A	M-A	M-A	OR DR TOT	PF					BS BA	
1 Celia Sumbane	F 26:57	1-2	0-1	0-0	1 5 6	4	1	2	2	2	0 0	-6
5 DeYona Gaston	F 15:38	7-10	0-1	2-2	1 2 3	4	3	16	1	2	2 0	0
14 Taylen Collins	F 35:33	5-12	0-0	2-3	1 2 3	1	4	12	1	5	0 0	-4
11 Syriah Daniels	G 17:15	1-4	0-0	0-2	2 2 4	1	1	2	0	0	1 0	0
12 Mar'shaun Bostic	G 28:12	2-11	0-1	0-0	0 3 3	3	1	4	1	3	1 0	-30
21 Audia Young	27:41	7-10	4-5	1-2	0 0 0	2	1	19	0	2	0 0	7
20 Oyindimola Akinbolawa	19:43	0-3	0-0	1-2	3 3 5	2	2	1	1	0	0 0	-13
7 Yakiyah Milton	10:35	1-1	0-0	0-0	1 0 1	1	0	2	0	1	0 0	-21
2 Jordan Hunter	18:26	2-7	1-4	0-0	1 1 2	0	2	5	3	0	0 1	0
Team					2 0 2			0	1			
Totals		26-50	5-13	6-11	11 18 29	18	15	63	9	16	6 1	3 -10

Technical Fouls: NONE

Shooting By Period
1st FG% 6-17 35.3%
3PT% 2-4 50.0%
FT% 2-2 100%
2nd FG% 3-13 23.1%
3PT% 1-2 50.0%
FT% 1-2 50%
3rd FG% 7-14 50.0%
3PT% 1-4 25.0%
FT% 0-3 0%
4th FG% 10-16 62.5%
3PT% 1-3 33.3%
FT% 3-4 75%
GM FG% 26-60 43.3%
3PT% 5-13 38.5%
FT% 6-11 54.5%

Dead Ball Rebounds: 3.0

LSU - 73

Record: 17-0 (2-0)

NO. Name	Min	FG	3P	FT	Rebounds	Fouls	TP	AS	TO	ST	Blocks	+/
		M-A	M-A	M-A	OR DR TOT	PF					BS BA	
24 Aneesh Morrow	F 40:00	9-12	0-0	3-4	4 10 14	2	5	21	1	2	3 0	10
4 Flau/Jae Johnson	G 26:39	5-13	0-2	2-2	0 1 1	4	5	12	0	3	1 0	6
9 Jersey Wollenbarger	G 14:08	1-2	0-0	0-0	2 2 4	2	0	2	0	1	0 0	0
12 Mikaylah Williams	G 32:11	3-9	0-4	4-4	0 4 4	1	2	10	4	3	1 0	6
13 Last-Tear Poa	G 14:31	0-0	0-0	0-0	0 1 1	1	1	0	1	4	0 0	-11
5 Sa'Myah Smith	22:14	2-4	0-0	0-2	0 2 2	4	1	4	0	1	0 3	0
16 Kailyn Gilbert	17:11	8-10	0-0	1-1	0 1 1	0	1	17	1	1	0 0	-1
50 Shayeann Day-Wilson	22:52	0-1	0-0	3-4	0 2 2	0	3	3	2	1	2 0	25
1 Miracle Sheppard	06:10	1-2	0-0	0-0	0 0 0	1	0	2	0	0	0 0	3
30 Jada Richard	00:26	0-0	0-0	0-0	0 0 0	0	0	0	0	0	0 0	2
23 Aaliyah Del Rosario	03:38	1-1	0-0	0-0	0 0 0	0	0	2	1	0	0 0	-11
Team					1 1 2			0				
Totals		30-54	0-6	13-17	7 24 31	15	18	73	10	16	7 3	1 10

Technical Fouls: NONE

Shooting By Period
1st FG% 5-12 41.7%
3PT% 0-2 0.0%
FT% 1-2 50%
2nd FG% 12-18 66.7%
3PT% 0-1 0.0%
FT% 3-3 100%
3rd FG% 5-10 50.0%
3PT% 0-1 0.0%
FT% 6-8 75%
4th FG% 8-14 57.1%
3PT% 0-2 0.0%
FT% 3-4 75%
GM FG% 30-54 55.6%
3PT% 0-6 0.0%
FT% 13-17 76.5%

Dead Ball Rebounds: 3.1

	AUB	LSU
Biggest lead	5 (1st 3:20)	25 (4th 5:47)
Best Scoring Run	8 (3rd 4:09)	8 (2nd 6:57)
Lead Changes	2	2
Times Tied	1	0
Time with Lead	09:04	30:00
Points from Turnovers	23	20
Paint	30	44
Second Chance	6	17
Fast Breaks	9	14
Bench	27	28
Period by Period Scoring		
1st	16	8
2nd	15	24
3rd	16	19
4th	16	73



Official Basketball Box Score - Final
Vanderbilt at LSU
01/13/25 Maravich Assembly Center, Baton Rouge
2024-25 Women's Basketball

Game Time: 6:00 PM
Game Duration: 2:02
Attendance: 10,201

Officials: Joseph Vaszily, Katie Lukarich, Ry Seales

Vanderbilt - 77

Record: 14-4 (1-3)

NO. Name	Min	FG	3P	FT	Rebounds	Fouls	TP	AS	TO	ST	Blocks	+/
		M-A	M-A	M-A	OR DR TOT	PF					BS BA	
10 Jane Nwaba	F 17:47	1-3	0-0	2-2	0 1 1	3	2	4	2	1	3 0	0
12 Khiamil Pierre	F 39:39	12-24	0-0	4-6	1 7 8	1	6	28	2	1	1 0	2
1 Mikayla Blakes	G 37:28	4-13	0-4	4-4	2 4 6	1	6	12	4	9	2 2	-9
11 Jordyn Oliver	G 33:55	3-3	0-0	0-0	1 2 3	1	0	6	2	1	0 0	-9
23 Iyana Moore	G 38:32	6-10	5-8	6-8	1 1 2	3	5	23	0	2	3 0	-1
5 Leilani Kapinus	11:12	0-0	0-0	2-2	1 1 2	4	1	2	1	1	0 0	0
18 Lashae Greene	18:32	1-4	0-2	0-0	0 2 2	4	0	2	1	1	0 0	-6
14 Aiyana Mitchell	02:55	0-0	0-0	0-0	1 0 1	2	0	0	0	0	0 0	-11
Team					0 0 0			0				
Totals		27-57	5-14	18-22	7 18 25	19	20	77	12	18	9 2	5 -8

Technical Fouls: NONE

Shooting By Period
1st FG% 2-6 33.3%
3PT% 0-0 0.0%
FT% 1-1 100%
2nd FG% 3-11 27.3%
3PT% 1-3 33.3%
FT% 9-12 75%
3rd FG% 8-12 66.7%
3PT% 2-2 100.0%
FT% 2-2 100%
4th FG% 7-16 43.8%
3PT% 0-3 0.0%
FT% 6-7 85.7%
GM FG% 27-57 47.4%
3PT% 5-14 35.7%
FT% 18-22 81.8%

Dead Ball Rebounds: 2.0

LSU - 83

Record: 19-0 (4-0)

NO. Name	Min	FG	3P	FT	Rebounds	Fouls	TP	AS	TO	ST	Blocks	+/
		M-A	M-A	M-A	OR DR TOT	PF					BS BA	
5 Sa'Myah Smith	F 18:39	2-3	0-0	0-0	4 3 7	3	0	4	0	1	0 4	0
24 Aneesh Morrow	F 40:00	10-19	0-1	3-4	4 11 15	2	4	23	1	3	2 0	6
4 Flau/Jae Johnson	G 37:32	10-21	1-3	4-4	4 1 5	3	6	25	4	2	1 0	7
12 Mikaylah Williams	G 31:42	8-13	2-4	2-2	1 4 5	3	4	20	5	2	2 0	11
50 Shayeann Day-Wilson	G 32:06	1-3	0-0	0-0	0 0 0	3	1	2	3	5	3 0	12
8 Jersey Wollenbarger	09:51	1-3	0-0	0-2	3 2 5	1	1	2	0	1	0 0	-5
16 Kailyn Gilbert	14:48	2-7	0-1	2-2	1 2 3	2	1	6	0	2	0 0	-7
1 Miracle Sheppard	08:21	0-1	0-0	0-0	0 0 0	1	0	0	0	1	0 0	-1
13 Last-Tear Poa	02:47	0-0	0-0	1-2	0 1 1	2	1	1	0	0	0 0	-2
23 Aaliyah Del Rosario	01:56	0-1	0-0	0-2	1 0 1	0	1	0	0	0	0 0	-1
30 Jada Richard	02:19	0-0	0-0	0-0	0 0 0	0	0	0	0	0	0 0	0
Team					3 0 3			0				
Totals		34-71	3-9	12-18	21 24 45	20	19	83	13	17	8 5	2 -6

Technical Fouls: NONE

Shooting By Period
1st FG% 6-18 33.3%
3PT% 1-3 33.3%
FT% 4-8 50%
2nd FG% 5-15 33.3%
3PT% 0-2 0.0%
FT% 6-8 75%
3rd FG% 10-20 50.0%
3PT% 1-1 100.0%
FT% 0-0 0%
4th FG% 11-18 61.1%
3PT% 1-3 33.3%
FT% 2-2 100%
GM FG% 34-71 47.9%
3PT% 3-9 33.3%
FT% 12-18 66.7%

Dead Ball Rebounds: 4.1

	VAN	LSU
Biggest lead	5 (1st 7:38)	6 (2nd 7:12)
Best Scoring Run	6 (1st 7:38)	10 (3rd 5:14)
Lead Changes	13	7
Times Tied	7	13
Time with Lead	09:59	23:13
Points from Turnovers	17	21
Paint	32	44
Second Chance	6	17
Fast Breaks	17	13
Bench	4	9
Period by Period Scoring		
1st	21	16
2nd	16	20
3rd	20	77
4th	26	83



Official Basketball Box Score - Final
Louisiana State at Tennessee
01/09/25 Food City Center, Knoxville, Tennessee
2024-2025 Women's Basketball

Game Time: 6:32 PM
Game Duration: 1:56
Attendance: 10,220

Officials: Eric Brewton, Timothy Greene, Teresa Sack

Louisiana State - 89

Record: 18-0 (3-0)

NO. Name	Min	FG	3P	FT	Rebounds	Fouls	TP	AS	TO	ST	Blocks	+/
		M-A	M-A	M-A	OR DR TOT	PF					BS BA	
24 Aneesh Morrow	F 38:07	9-17	0-1	5-5	8 13 21	2	5	23	2	3	0 0	4
4 Flau/Jae Johnson	G 37:22	9-22	0-1	2-3	2 6 8	3	3	20	3	1	2 1	1
8 Jersey Wollenbarger	G 03:38	1-1	0-0	0-0	1 1 2	0	0	2	0	1	1 0	-2
12 Mikaylah Williams	G 33:52	7-11	1-4	1-1	0 3 3	2	2	16	1	3	0 0	3
50 Shayeann Day-Wilson	G 32:21	1-5	0-1	0-0	0 1 1	2	0	2	3	2	0 0	1
5 Sa'Myah Smith	06:39	0-0	0-0	0-0	0 2 2	0	0	0	0	0	0 0	-6
16 Kailyn Gilbert	30:19	9-17	0-1	4-5	2 3 5	1	4	22	1	1	2 0	10
1 Miracle Sheppard	10:03	2-4	0-0	0-0	2 0 2	3	0	4	0	2	0 0	-2
13 Last-Tear Poa	07:39	0-0	0-0	0-0	0 0 0	1	0	0	2	0	0 0	-5
Team					1 1 2			0				
Totals		38-77	1-8	12-14	16 30 46	14	14	89	10	14	7 1	2 2

Technical Fouls: NONE

Shooting By Period
1st FG% 10-22 45.5%
3PT% 1-2 50.0%
FT% 5-8 62.5%
2nd FG% 9-18 50.0%
3PT% 0-2 0.0%
FT% 2-3 66.7%
3rd FG% 9-17 52.9%
3PT% 0-3 0.0%
FT% 3-3 100%
4th FG% 10-20 50.0%
3PT% 0-1 0.0%
FT% 1-2 50%
GM FG% 38-77 49.4%
3PT% 1-8 12.5%
FT% 12-14 85.7%

Dead Ball Rebounds: 2.1

Tennessee - 87

Record: 13-2 (1-2)

NO. Name		Min	FG M-A	3P M-A	FT M-A	Rebounds OR DR TOT	Fouls PF FO	TP PP FT	AS	TO	ST	Blocks BS BA	+/-	
1 Sara Puckett	F	15:55	1-2	1-2	0-0	2 2 4	3	0	3	1	1	0	0	-11
0 Jewel Spier	G	32:04	7-11	5-7	6-7	2 0 2	3	4	25	3	1	1	0	-10
2 Ruby Whitehorn	G	27:28	5-13	0-4	0-0	0 3 3	1	0	10	5	1	1	0	1
7 Samara Spencer	G	27:24	4-13	2-7	0-0	0 6 6	3	1	10	3	2	2	0	8
55 Talaysia Cooper	G	29:54	10-23	1-6	3-3	1 5 6	0	3	24	5	4	2	1	3
15 Favor Ayodele		00:58	0-0	0-0	0-0	0 0 0	0	0	1	0	0	0	0	-1
33 Alyssa Latham		12:54	1-2	0-1	0-0	1 3 4	0	0	2	0	0	0	0	8
53 Jillian Hollingshead		19:41	0-2	0-0	1-2	4 1 5	1	2	1	0	0	0	1	13
4 Kaniya Boyd		16:45	2-4	2-3	0-0	0 0 0	1	1	6	1	0	0	0	-8
11 Zee Spiselman		16:14	2-6	0-1	2-4	3 2 5	2	6	0	1	0	0	0	-11
13 Avery Strickland		00:45	0-0	0-0	0-0	0 0 0	0	0	0	1	0	0	0	-2
Team						2 1 3				0	1			
Totals			32-76	11-31	12-16	15-23	38	14	18	87	18	12	6	-2



Official Basketball Box Score - Final
LSU at South Carolina
01/24/25 Colonial Life Arena, Columbia, S.C.
2024-25 Women's Basketball

Game Time: 5:00 PM
Game Duration: 1:57
Attendance: 18,000

Officials: Joseph Vaszily, Katie Lukanich, Brian Garland

LSU - 56

Record: 20-1 (5-1)

NO.	Name	Min	FG		3P		FT	Rebounds		Fouls	PF	TP	AS	TO	ST	Blocks		BS BA	+/-	
			M-A	M-A	M-A	OR		DR	OR							DR				
5	SaMyah Smith	F 29:03	3-6	0-0	1-2	5	7	4	1	7	0	2	1	1	1	1	1	1	-9	
24	Aneesah Morrow	F 38:09	6-19	0-1	3-4	9	7	16	5	3	15	1	2	2	0	4	0	0	-6	
4	Flau/Jae Johnson	G 32:45	6-18	1-4	0-0	2	2	4	4	1	13	1	4	2	0	0	0	0	-9	
12	Mikaylah Williams	G 36:48	5-17	1-5	2-2	3	3	6	0	4	13	3	5	1	1	2	2	2	2	
50	Shayean Day-Wilson	G 33:38	2-8	1-3	1-1	0	1	3	1	6	5	4	2	0	2	0	0	0	-5	
8	Jersey Wolfenbarger	08:58	0-0	0-0	0-0	1	2	3	2	2	0	0	0	0	0	0	0	0	-1	
16	Kalyn Gilbert	15:19	1-7	0-0	0-0	0	1	1	0	0	2	0	0	0	0	0	0	2	-13	
13	Last-Tear Poa	02:59	0-1	0-1	0-0	0	0	0	0	0	0	0	0	0	0	0	0	0	-3	
1	Miracle Sheppard	02:23	0-1	0-0	0-0	1	0	1	1	0	0	0	0	0	0	0	0	0	-6	
Team						10	2	12				0	0							
Totals			23-77	3-14	7-9	28	23	51	19	12	56	10	17	8	2	11	10			-10

Technical Fouls:NONE

Shooting By Period		
1 st FG%	10-20	50.0%
3PT%	2-3	66.7%
FT%	0-0	0%
2 nd FG%	3-20	15.0%
3PT%	1-6	16.7%
FT%	1-2	50%
3 rd FG%	5-20	25.0%
3PT%	0-2	0%
FT%	1-2	50%
4 th FG%	5-17	29.4%
3PT%	0-3	0%
FT%	5-5	100%
GM FG%	23-77	29.9%
3PT%	3-14	21.4%
FT%	7-9	77.8%

Dead Ball Rebounds: 2.0

South Carolina - 66

Record: 19-1 (7-0)

NO. Name	Min	FG		3P	FT	Rebounds		FO	PF	TP	AS	TO	ST	Blocks		BS	BA
		M-A	M-A	M-A	M-A	OR	DR	OT									
20 Santa Feagin	F 36:19	4-6	0-0	4-6	2	5	7	3	5	12	3	5	2	3	0	0	6
21 Chloe Kitts	F 24:21	2-9	0-0	3-4	4	3	7	1	4	7	1	2	0	2	1	0	12
0 Te-Hina Paopao	G 26:42	2-7	0-4	2-2	0	4	4	0	1	6	2	3	0	0	0	0	11
23 Bree Hall	G 28:21	2-4	1-2	0-0	1	4	5	0	0	5	1	0	1	2	0	-5	
25 Raven Johnson	G 27:55	2-5	0-0	1-2	2	1	3	2	2	5	3	1	5	0	0	4	
12 Milaysia Fulwiley	14:54	2-11	0-3	4-4	1	2	3	2	3	8	0	1	3	0	1	5	
8 Joyce Edwards	18:12	5-11	0-0	4-8	3	1	4	3	4	14	0	0	1	1	0	2	
5 Tessa Johnson	22:08	4-9	1-4	0-0	0	3	3	1	0	9	3	0	1	2	0	15	
30 Maryam Dauda	01:08	0-0	0-0	0-0	0	0	0	0	0	0	0	0	0	1	0	0	
Team					2	1	3				0		0				
Totals		23-62	2-13	18-26	15	24	39	12	19	66	13	12	13	11	2	10	

Technical Fouls:NONE

Shooting By Period		
1 st FG%	9-16	56.3%
3PT%	1-3	33.3%
FT%	2-2	100%
2 nd FG%	3-17	17.6%
3PT%	1-4	25.0%
FT%	5-6	83.3%
3 rd FG%	7-18	38.9%
3PT%	0-4	0%
FT%	4-6	66.7%
4 th FG%	4-11	36.4%
3PT%	0-2	0%
FT%	7-12	58.3%
GM FG%	23-62	37.1%
3PT%	2-13	15.4%
FT%	18-26	69.2%

Dead Ball Rebounds: 9.2

		LSU	SC									
Biggest lead	7 (1 st 3:24)	13 (4 th 5:38)		Points from Turnovers	8	22	Period by Period Scoring					
Best Scoring Run	6 (1 st 5:49)	8 (2 nd 6:45)		Paint	32	34	1st	2nd	3rd	4th TOT		
Lead Changes				Second Chance	22	16	LSU	22	8	11	15	56
Times Tied	3			Fast Breaks	6	6						
Time with Lead	11:42	27:01		Bench	2	31	SC	21	12	18	15	66



Official Basketball Box Score - Final
Oklahoma at LSU
01/20/25 Maravich Assembly Center, Baton Rouge
2024-25 Women's Basketball

Game Time: 6:00 PM
Game Duration: 2:24
Attendance: 10,637

Officials: Puatari Spurlock, Brian Garland, Teresa Slack

Oklahoma - 100

Record: 16-5 (4-4)

NO.	Name		Min	FG	3P	FT	Rebounds		FOULS	TP	AS	TO	ST	Blocks		BS	+/-		
				M-A	M-A	M-A	OR	DR	OT										
6	Sahara Williams	F	26:41	5-11	0-4	2-3	1	3	4	2	12	2	2	3	0	0	1		
52	Raegan Beers	C	22:23	8-8	0-0	4-6	1	6	7	4	7	20	1	6	0	0	1		
2	Reyna Scott	G	19:58	2-6	0-0	5-6	0	1	1	3	4	9	8	4	0	0	1		
12	Payton Verhulst	G	33:04	9-20	3-9	5-6	3	4	7	2	3	26	4	1	3	0	-8		
24	Skyler Vann	G	13:16	2-5	2-4	0-0	0	0	0	4	1	6	1	0	0	0	-5		
1	Naveah Tot		06:35	0-0	0-0	0-0	0	1	1	0	0	0	1	0	0	0	-7		
15	Lavy Keys		26:29	3-5	3-5	0-0	0	1	1	3	2	9	4	1	0	0	2		
34	Liz Scott		02:53	0-1	0-0	0-0	0	0	0	1	2	0	1	3	0	0	0		
0	Beatrice Culliton		13:24	1-1	0-0	2-2	3	1	4	1	2	4	3	0	0	1	-18		
3	Zya Vann		19:47	4-6	1-2	2-6	0	1	1	5	3	11	3	5	4	0	4		
5	Kiersten Johnson		09:59	1-1	0-0	1-2	0	3	3	1	1	3	0	0	1	0	0		
25	Landry Allen		03:31	0-0	0-0	0-0	0	0	0	1	0	0	0	0	0	0	-7		
Team																			
				35-64		9-24	21-31	9	24	33	28	26	100	27	23	10	2	1	-7

Technical Fouls:Coach 2nd6:12

Shooting By Period		
1 st FG%	6-16	50.0%
3PT%	3-4	75.0%
FT%	4-5	80.0%
2 nd FG%	8-16	50.0%
3PT%	1-6	16.7%
FT%	2-4	50%
3 rd FG%	8-15	53.3%
3PT%	3-8	37.5%
FT%	7-13	53.8%
4 th FG%	11-17	64.7%
3PT%	2-6	33.3%
FT%	9-9	88.9%
GM FG%	35-64	54.7%
3PT%	9-24	37.5%
FT%	21-31	67.7%

Dead Ball Rebounds: 6.0

LSU - 107

Record: 22-1 (7-1)

NO.	Name	Min	FG	3P	FT	Rebounds	Fouls	TP	AS	TO	ST	Blocks	+/-
			OR	DR	FT	OR	DR	TP					
5	SaMyah Smith	F 05:50	1-1	0-0	0-0	1	2	3	1	2	0	1	0
24	Aneesah Morrow	F 36:10	6-15	1-2	8-11	4	8	12	3	9	21	1	2
4	Flau Jae Johnson	G 38:17	10-17	2-5	3-6	5	7	5	3	3	25	5	7
12	Mikaylah Williams	G 37:24	12-20	7-12	6-7	0	7	7	1	5	37	5	2
50	Shayean Day-Wilson	G 28:17	3-5	1-3	2-4	1	3	4	4	6	9	5	2
1	Miracle Sheppard	05:02	0-0	0-0	0-0	2	0	2	1	1	0	0	1
8	Jersey Wolfenbarger	16:19	2-2	0-0	0-0	0	2	2	5	0	4	0	1
16	Kalyn Gilbert	16:29	1-5	1-2	2-2	0	1	1	2	1	5	1	0
30	Jada Richard	03:59	0-3	0-2	2-2	0	0	0	0	1	2	1	0
23	Aalyah Del Rosario	12:14	1-1	0-0	0-0	0	0	0	4	0	2	0	0
Team						1	1	2				0	0
Totals			36-69	12-26	23-32	14	24	38	27	27	107	22	19

Technical Fouls:Team 3rd5:18Coach 4th5:52

Shooting By Period		
1 st FG%	7-18	38.9%
3PT%	0-3	0%
FT%	6-7	85.7%
2 nd FG%	11-16	68.8%
3PT%	5-7	71.4%
FT%	5-7	71.4%
3 rd FG%	11-18	61.1%
3PT%	4-9	44.4%
FT%	5-8	62.5%
4 th FG%	7-17	41.2%
3PT%	3-7	42.9%
FT%	7-10	70%
GM FG%	36-69	52.2%
3PT%	12-26	46.2%
FT%	23-32	71.9%

Dead Ball Rebounds: 4.0

	OKL	LSU	Points from		Period by Period Scoring						
Biggest lead	5 (1 st 9:13)	24 (3 rd 4:13)	Turnovers	25	22						
Best Scoring Run	9 (3 rd 2:49)	10 (2 nd 7:29)	Paint	46	28	1st	2nd	3rd	4th	TOT	
Lead Changes	3	2	Second Chance	13	20	OKL	23	19	26	32	100
Times Tied	2		Fast Breaks <td>24</td> <td>21</td> <td rowspan="2">LSU</td> <td rowspan="2">20</td> <td rowspan="2">32</td> <td rowspan="2">31</td> <td rowspan="2">24</td> <td rowspan="2">107</td>	24	21	LSU	20	32	31	24	107
Time with Lead	10:35	28:50	Bench	27	13						



Official Basketball Box Score - Final
LSU at Missouri
02/06/25 Mizou Arena, Columbia
2024-25 Women's Basketball

Game Time: 6:30 PM
Game Duration: 2:00
Attendance: 3,943

Officials: Denise Brooks, Brian Hall, Timothy Doley

LSU - 71

Record: 24-1 (9-1)

NO. Name	Min	FG	3P	FT	Rebounds	Fouls	TP	AS	TO	ST	Blocks	+/-
		M-A	M-A	M-A	OR DR TOT	PF FO					BS BA	
5 Sa'Myah Smith	F 09:54	1-3	0-0	0-0	0 0 0	3 0	2	0	0	0	2 0	-3
24 Aneesah Morrow	F 37:44	3-13	0-2	7-10	9 5 14	3 9	13	2	2	4	0 2	10
4 Flau/Jae Johnson	G 34:47	6-12	3-5	4-4	2 5 7	3 2	19	0	3	2	1 0	5
12 Mikaylah Williams	G 37:15	5-10	3-4	3-4	1 1 2	1 2	16	5	3	2	0 0	10
50 Shayeann Day-Wilson	G 20:18	0-2	0-0	0 0	1 1 0	1 0	0	2	0	0	0 0	-8
8 Jersey Wollenbarger	04:01	0-0	0-0	2-2	0 0 0	1 1	2	0	0	1	0 0	1
16 Kailyn Gilbert	17:10	0-5	0-1	0-0	2 2 2	1 0	1	2	0	0	0 1	11
30 Jada Richard	01:54	2-3	1-1	1-2	0 1 1	0 2	6	1	0	0	0 0	6
1 Miracle Sheppard	28:20	5-10	0-0	1-2	3 4 7	2 3	11	0	1	0	0 1	17
23 Aaliyah Del Rosario	01:47	1-1	0-0	0-0	0 0 0	1 0	2	0	0	0	0 0	-2
13 Last-Tear Poa	06:50	0-0	0-0	0-0	1 1 2	1 0	2	1	0	0	0 0	8
Team					0 4 4	0 0						
Totals		23-59	7-15	18-24	16 24 40	17 22	71	11	14	9	3 4	11

Technical Fouls: NONE

Shooting By Period
1st FG% 4-14 28.6%
3PT% 0-2 0.0%
FT% 3-4 75%
2nd FG% 7-13 53.8%
3PT% 4-5 80.0%
FT% 2-4 50%
3rd FG% 6-17 35.3%
3PT% 2-5 40.0%
FT% 6-8 75%
4th FG% 6-15 40.0%
3PT% 1-3 33.3%
FT% 7-8 87.5%
GM FG% 23-59 39.0%
3PT% 7-15 46.7%
FT% 18-24 75.0%

Dead Ball Rebounds: 4.0

Missouri - 60

Record: 12-13 (1-4)

NO. Name	Min	FG	3P	FT	Rebounds	Fouls	TP	AS	TO	ST	Blocks	+/-
		M-A	M-A	M-A	OR DR TOT	PF FO					BS BA	
30 Angelique Ngalakundi	F 22:15	2-4	0-0	1-2	4 8 12	5 3	5	1	3	2	1 1	-4
0 Grace Slaughter	G 36:50	7-10	2-4	2-2	0 1 1	2 2	18	1	2	0	2 0	-4
4 Laniish Randle	G 27:56	6-12	0-0	3-4	1 0 1	4 3	15	3	4	1	0 1	-9
21 Averi Koenke	G 35:06	0-3	0-2	0-0	0 5 5	3 1	0	2	3	1	1 0	-11
24 Ashton Judd	G 34:04	5-13	4-9	3-4	0 3 3	3 3	17	0	2	1	0 1	2
8 Nyah Wilson	15:50	1-5	0-0	1-2	1 1 2	2 2	2	1	0	0	0 0	-6
23 Abbey Schreacke	06:58	0-3	0-3	0-0	1 1 1	1 1	2	0	0	0	0 0	-10
34 Hannah Linthacum	04:34	0-0	0-0	0 0	2 2 0	1 0	0	0	0	0	0 0	-4
1 DeMyia Brown	17:16	0-2	0-1	1-2	0 0 0	2 1	1	1	0	1	0 0	-17
Team					2 1 3	0 2						
Totals		21-52	6-19	12-19	8 22 30	22 17	60	9	16	6	4 3	11

Technical Fouls: NONE

Shooting By Period
1st FG% 6-18 33.3%
3PT% 1-4 25.0%
FT% 2-3 66.7%
2nd FG% 4-12 33.3%
3PT% 1-5 20.0%
FT% 3-6 50%
3rd FG% 4-11 36.4%
3PT% 2-6 33.3%
FT% 2-4 50%
4th FG% 7-11 63.6%
3PT% 2-4 50.0%
FT% 5-6 83.3%
GM FG% 21-52 40.4%
3PT% 6-19 31.6%
FT% 12-19 63.2%

Dead Ball Rebounds: 6.0

	LSU	Mizzou
Biggest lead	13 (4th 0:35)	6 (1st 1:49)
Best Scoring Run	8 (3rd 0:11)	7 (1st 6:01)
Lead Changes	6	7
Times Tied	4	7
Time with Lead	26:02	10:12

Points from Turnovers	LSU	Mizzou
Paint	24	20
Second Chance	20	3
Fast Breaks	3	7
Bench	21	5

Period by Period Scoring	1st	2nd	3rd	4th	TOT
LSU	11	20	20	20	71
Mizzou	15	12	12	21	60



Official Basketball Box Score - Final
LSU at Texas
02/16/25 Moody Center, Austin
2024-25 Women's Basketball

Game Time: 2:00 PM
Game Duration: 2:09

Officials: Tiffany Bird, Talisa Green, William Smith

LSU - 58

Record: 25-2 (10-2)

NO. Name	Min	FG	3P	FT	Rebounds	Fouls	TP	AS	TO	ST	Blocks	+/-
		M-A	M-A	M-A	OR DR TOT	PF FO					BS BA	
5 Sa'Myah Smith	F 35:41	1-3	0-0	1-4	3 6 9	3 4	3	0	3	1	3 1	-1
24 Aneesah Morrow	F 36:58	6-15	0-1	3-4	4 16 20	4 2	15	2	4	3	0 0	-7
4 Flau/Jae Johnson	G 37:19	6-17	2-3	2-3	3 1 4	4 2	16	0	3	2	0 3	-4
12 Mikaylah Williams	G 36:50	7-19	1-7	3-3	0 1 1	4 3	18	2	2	1	0 0	-7
50 Shayeann Day-Wilson	G 09:22	0-3	0-0	1-2	0 0 0	2 1	1	0	2	1	0 0	-1
1 Miracle Sheppard	05:59	0-0	0-0	0 0	0 0 0	1 0	0	0	1	0	0 0	-4
8 Jersey Wollenbarger	05:06	0-1	0-0	0 0	1 0 1	0 1	0	0	0	1	0 1	-3
13 Last-Tear Poa	25:04	0-2	0-0	2-2	1 1 2	4 4	2	3	1	0	0 1	-6
23 Aaliyah Del Rosario	01:11	0-0	0-0	0 0	0 0 0	0 0	0	0	0	0	0 0	-2
16 Kailyn Gilbert	05:30	1-3	0-1	1-1	0 0 0	0 1	3	0	1	0	0 0	-3
Team					4 3 7	0 2						
Totals		21-63	3-12	13-19	16 28 44	22 18	58	7	19	9	3 6	-7

Technical Fouls: NONE

Shooting By Period
1st FG% 4-11 36.4%
3PT% 2-3 66.7%
FT% 0-0 0%
2nd FG% 6-16 37.5%
3PT% 0-3 0.0%
FT% 6-10 60%
3rd FG% 8-20 40.0%
3PT% 1-2 50.0%
FT% 4-6 66.7%
4th FG% 3-16 18.8%
3PT% 0-4 0.0%
FT% 3-3 100%
GM FG% 21-63 33.3%
3PT% 3-12 25.0%
FT% 13-19 68.4%

Dead Ball Rebounds: 2.0

Texas - 65

Record: 26-2 (12-1)

NO. Name	Min	FG	3P	FT	Rebounds	Fouls	TP	AS	TO	ST	Blocks	+/-
		M-A	M-A	M-A	OR DR TOT	PF FO					BS BA	
11 Justice Carlton	F 17:31	1-6	0-0	3-3	2 4 6	2 3	5	1	3	1	2 1	3
35 Madison Booker	F 40:00	3-17	0-1	10-10	1 9 10	4 7	16	3	3	2	0 0	-7
44 Taylor Jones	F 19:53	5-11	0-0	2-2	5 3 8	3 2	12	0	1	1	1 0	0
3 Rori Harmon	G 33:47	4-10	0-0	2-2	0 4 4	1 6	10	5	2	2	0 0	-7
10 Shay Holle	G 21:37	0-1	0-1	2-2	1 1 2	0 1	2	0	2	1	1 0	-2
00 Kyla Odiacre	20:07	2-7	0-0	0 0	3 2 5	3 1	4	1	1	1	2 2	7
32 Ndjakalenga Mwenetenda	08:49	1-3	0-1	0-0	0 1 1	0 1	2	0	1	0	0 0	-7
7 Jordan Lee	21:16	3-6	1-3	0-0	1 2 3	2 0	7	1	0	0	0 0	7
1 Bryanna Preston	17:00	2-2	1-1	2-2	0 3 3	3 1	7	2	2	2	0 0	18
Team					1 2 3	0 0						
Totals		21-63	2-7	21-21	14 30 44	18 22	65	13	15	10	6 3	7

Technical Fouls: NONE

Shooting By Period
1st FG% 4-20 20.0%
3PT% 0-1 0.0%
FT% 2-2 100%
2nd FG% 3-17 17.6%
3PT% 1-3 33.3%
FT% 2-2 100%
3rd FG% 6-14 42.9%
3PT% 0-2 0.0%
FT% 13-13 100%
4th FG% 12-66.7%
3PT% 1-1 100.0%
FT% 4-4 100%
GM FG% 21-63 33.3%
3PT% 2-7 28.6%
FT% 21-21 100.0%

Dead Ball Rebounds: 0.0

	LSU	TEXAS
Biggest lead	12 (3rd 4:38)	7 (4th 0:17)
Best Scoring Run	9 (2nd 3:01)	11 (4th 5:07)
Lead Changes	3	7
Times Tied	1	12
Time with Lead	29:24	06:31

Points from Turnovers	LSU	TEXAS
Paint	24	22
Second Chance	14	6
Fast Breaks	3	12
Bench	5	20

Period by Period Scoring	1st	2nd	3rd	4th	TOT
LSU	10	18	21	9	58
TEXAS	10	9	25	21	65



Official Basketball Box Score - Final
Tennessee at LSU
02/09/25 Maravich Assembly Center, Baton Rouge
2024-25 Women's Basketball

Game Time: 3:00 PM
Game Duration: 2:13
Attendance: 11,154

Officials: Dee Kanther, Nykisha Thompson, Bill Larrance

Tennessee - 77

Record: 17-6 (4-6)

NO. Name	Min	FG	3P	FT	Rebounds	Fouls	TP	AS	TO	ST	Blocks	+/-
		M-A	M-A	M-A	OR DR TOT	PF FO					BS BA	
11 Zee Spearman	F 24:15	7-12	1-4	0-0	1 5 6	4 1	15	1	4	1	2 1	1
0 Jewel Spear	G 30:14	5-7	3-4	6-8	1 2 3	1 6	19	1	1	0	0 0	-3
2 Ruby Whitehorn	G 26:33	9-20	1-4	2-3	0 2 2	2 2	21	0	3	2	1 1	1
7 Samara Spencer	G 27:07	0-1	0-1	0-0	1 3 4	3 4	0	5	1	0	0 0	-5
55 Talaysia Cooper	G 31:01	6-14	0-2	4-7	0 7 7	3 4	16	2	6	3	1 2	-1
21 Tess Darby	10:46	1-3	1-3	0-0	0 0 0	1 0	3	0	0	0	1 0	-8
33 Alyssa Latham	16:24	0-1	0-0	0-0	2 6 8	1 0	0	0	1	0	0 0	1
53 Jillian Hollingshead	06:40	1-2	0-0	0-0	2 1 3	4 0	2	0	2	0	0 1	1
1 Sara Puckett	11:25	0-1	0-0	0-0	0 2 2	2 0	0	1	1	0	0 0	-9
4 Kaniya Boyd	15:36	0-0	0-0	1-2	0 1 1	2 2	1	1	0	0	0 0	-1
Team					1 0 1	0 0						
Totals		29-61	6-18	13-20	8 29 37	23 19	77	10	19	7	5 6	5

Technical Fouls: NONE

Shooting By Period
1st FG% 9-17 52.9%
3PT% 2-5 40.0%
FT% 0-0 0%
2nd FG% 6-16 37.5%
3PT% 3-9 33.3%
FT% 2-2 100%
3rd FG% 7-12 58.3%
3PT% 0-1 0.0%
FT% 6-11 54.5%
4th FG% 7-16 43.8%
3PT% 1-3 33.3%
FT% 5-7 71.4%
GM FG% 29-61 47.5%
3PT% 6-18 33.3%
FT% 13-20 65.0%

Dead Ball Rebounds: 5.2

LSU - 82

Record: 25-1 (10-1)

NO. Name	Min	FG M-A	3P M-A	FT M-A	Rebounds OR DR TOT	Fouls PF FO	TP	AS	TO	ST	Blocks BS BA	+/-
5 Sa'Myah Smith	F 24:02	2-6	0-0	0-0	3 5 8	1 1 4	0	0	0	1	2 0	-4
24 Aneesah Morrow	F 34:42	4-16	0-1	6-6	5 9 14	3 6 14	3	4	1	1	1 1	-9
4 Flau/Jae Johnson	G 25:25	4-10	0-3	4-4	1 1 2	4 3 12	0	3	0	1	1 0	-2
12 Mikaylah Williams	G 36:49	6-15	2-7	2-2	1 1 2	5 2 16	7	2	1	1	1 6	6
50 Shayeann Day-Wilson	G 16:19	0-3	0-1	0-0	0 1 1	1 3 0	2	2	1	0	0 0	-3
1 Miracle Sheppard	26:44	3-6	0-0	2-3	0 5 5	2 4 8	2	1	1	1	1 2	13
16 Kailyn Gilbert	21:54	7-15	3-4	6-7	1 0 1	1 4 23	0	1	1	1	0 1	7
8 Jersey Wollenbarger	08:43	0-0	0-0	0-0	1 1 2	1 0 0	0	0	0	2	0 0	8
30 Jada Richard	05:23	2-11	0-0	0-0	0 0 0	2 0 5	0	0	0	0	0 0	1
					3 3 6							
Total												
Totals		28-73	6-17	20-22	15 26 41	20 23 82	14	13	8	6	5 5	5
Technical Fouls:Williams 4*8=20												



Official Basketball Box Score - Final
LSU at Kentucky
02/23/25 Memorial Coliseum, Lexington
2024-25 Women's Basketball

Game Time: 4:00 PM
Game Duration: 2:01
Attendance: 6,000

Officials: Gina Cross, Eric Brewster, Bill Larrance

LSU - 65

Record: 27-2 (12-2)

NO.	Name	Min	FG		3P	FT	Rebounds		Fouls		TP	AS	TO	ST	Blocks		+/-	
			M-A	M-A			OR	DR	TOT	PF					BS	BA		
5	SaMyah Smith	F 35:12	1-4	0-0	0-0	0	3	4	7	3	2	2	1	3	3	2	1	7
24	Aneesah Morrow	F 35:10	6-20	0-0	0-0	0	5	5	10	4	5	12	1	1	2	0	2	14
4	Flau/Jae Johnson	G 33:56	4-9	1-2	4-6	2	11	13	2	5	13	3	4	1	0	1	6	8
12	Mikaylah Williams	G 34:13	10-21	2-3	2-4	1	4	5	2	2	24	2	2	0	0	0	0	8
50	Shayean Day-Wilson	G 26:07	2-5	0-2	4-6	2	0	2	3	3	8	3	1	2	0	0	0	17
8	Jersey Wollenbarger	07:17	0-1	0-0	0-0	0	1	1	1	0	0	0	0	0	1	1	-3	
13	Last-Tear Poa	07:38	0-2	0-1	2-2	1	1	2	1	1	2	1	1	0	0	0	0	-6
1	Miracle Sheppard	05:36	0-0	0-0	0-0	0	1	0	0	0	0	0	1	0	0	0	0	6
16	Kalyn Gilbert	10:54	1-3	0-0	2-2	0	3	3	2	1	4	1	1	0	0	1	0	-6
30	Jada Richard	03:57	0-1	0-1	0-0	0	0	0	0	0	0	0	0	0	0	0	0	-8
Team							1		2		0		0					
Totals			24-66	3-9	14-20	16	31	47	18	19	65	12	14	8	4	6	7	7

Technical Fouls: NONE

Shooting By Period	
1 st FG%	4-15 26.7%
3PT%	1-2 50.0%
FT%	3-4 75%
2 nd FG%	5-13 38.5%
3PT%	0-2 0.0%
FT%	4-6 66.7%
3 rd FG%	10-21 47.6%
3PT%	1-4 25.0%
FT%	2-2 100%
4 th FG%	5-17 29.4%
3PT%	1-1 100.0%
FT%	5-8 62.5%
GM FG%	24-66 36.4%
3PT%	3-9 33.3%
FT%	14-20 70.0%

Dead Ball Rebounds: 5.1

Kentucky - 58

Record: 21-5 (10-4)

NO.	Name	Min	FG		3P	Rebounds		Fouls		TP	AS	TO	ST	Blocks		+/-		
			M	A	M	A	OR	DR	OT					PF	BS		BA	
7	Teonni Key	F 14:42	0-4	0-1	1-2	0	2	2	3	1	1	0	2	0	0	0	-14	
32	Amelia Hassett	F 38:35	3-10	1-8	2-2	2	6	8	2	2	9	0	1	2	1	1	-7	
13	Clara Strack	C 23:38	3-11	0-3	2-2	3	6	9	4	4	8	1	5	0	1	2	0	
3	Georgia Amoree	G 40:00	6-22	3-15	1-2	0	0	0	2	4	16	5	3	3	1	0	-7	
10	Dazia Lawrence	G 31:16	3-11	1-6	2-2	0	1	1	4	2	9	1	1	0	0	1	9	
17	Clara Silva	30:23	6-6	0-0	0-2	2	6	8	3	5	12	0	2	0	3	0	-8	
4	Lexi Blue	02:27	0-0	0-0	0-0	0	0	0	0	0	0	0	0	0	0	0	-1	
2	Saniah Tyler	17:40	1-3	1-3	0-0	1	3	4	1	0	3	1	0	2	0	0	-3	
5	Cassidy Rowe	01:18	0-0	0-0	0-0	0	0	0	0	0	0	1	0	0	0	0	-4	
Team							6		7		0		0					
Totals			22-67	6-36	8-12	14	25	39	19	18	58	9	14	7	6	4	7	
Technical Fouls: NONE																		

Technical Fouls: NONE

Shooting By Period	
1 st FG%	4-18 22.2%
3PT%	1-11 9.1%
FT%	5-6 83.3%
2 nd FG%	10-21 47.6%
3PT%	4-11 36.4%
FT%	0-0 0%
3 rd FG%	2-13 15.4%
3PT%	1-7 14.3%
FT%	1-2 50%
4 th FG%	6-15 40.0%
3PT%	0-7 0.0%
FT%	2-4 50%
GM FG%	22-67 32.8%
3PT%	6-36 16.7%
FT%	8-12 66.7%

Dead Ball Rebounds: 3.2

		LSU	UKY			LSU		UKY		Period by Period Scoring				
Biggest lead	7	(3 rd 1:23)	16	(2 nd 2:34)	Points from Turnovers	11	12			1st	2nd	3rd	4th	TOT
Best Scoring Run	10	(3 rd 7:48)	12	(2 nd 5:35)	Paint	30	26							
Lead Changes	5				Second Chance	13	14	LSU	12	14	23	16	65	
Times Tied	2				Fast Breaks	3	10							
Time with Lead	12:59		24:48		Bench	6	15	UKY	14	24	6	14	58	



Official Basketball Box Score - Final
Ole Miss at LSU
03/02/25 Maravich Assembly Center, Baton Rouge
2024-25 Women's Basketball

Game Time: 3:00 PM
Game Duration: 2:13
Attendance: 11,543

Officials: Denise Brooks, Tiffany Bird, Eric Koch

Ole Miss - 85

Record: 19-9 (10-6)

NO.	Name	Min	FG		3P	FT	Rebounds		Fouls		TP	AS	TO	ST	Blocks		+/-			
			M	A			OR	DR	OT	PF					BS	BA				
12	Christeen Iwuala	F 23:27	5	7	0	1	4	3	6	9	2	4	11	2	2	0	0	0	3	
0	Sira Thienou	G 31:22	1	5	0	2	1	2	4	5	9	2	2	3	0	2	4	0	1	4
1	Kirsten Deans	G 16:49	4	12	3	10	6	6	1	0	1	4	4	17	3	0	1	0	0	3
2	Tameyia Sadler	G 34:58	5	15	1	10	4	6	1	2	3	3	4	19	2	2	5	0	2	15
3	Kennedy Todd-Williams	G 29:11	4	11	0	3	0	0	3	1	4	1	8	3	2	0	1	0	5	0
7	Star Jacobs	22:30	7	8	0	0	4	6	1	1	2	3	7	18	0	3	3	0	1	6
20	Ayanna Thompson	03:59	0	1	0	1	0	0	0	1	1	0	0	0	1	0	0	0	0	-4
24	Madison Scott	18:10	1	4	0	0	0	0	2	2	4	2	4	0	0	0	0	0	0	-5
33	Khayessa Richardson	14:47	3	7	0	1	2	0	2	2	1	3	7	0	2	0	0	1	1	6
11	Fatu Djaló	04:47	0	0	0	0	0	0	0	1	1	0	0	0	0	1	0	0	0	-3
Team							3		4		0		1							
Totals			30-70	8-27	17-26	16	22	38	23	27	85	14	15	14	1	5	8			

Technical Fouls: NONE

Shooting By Period	
1 st FG%	6-17 35.3%
3PT%	1-5 20.0%
FT%	0-1 0%
2 nd FG%	5-16 31.3%
3PT%	2-10 20.0%
FT%	6-8 75%
3 rd FG%	11-19 57.9%
3PT%	4-6 66.7%
FT%	6-8 75%
4 th FG%	8-18 44.4%
3PT%	1-6 16.7%
FT%	5-9 55.6%
GM FG%	30-70 42.9%
3PT%	8-27 29.6%
FT%	17-26 65.4%

Dead Ball Rebounds: 8.0

LSU - 77

Record: 27-4 (12-4)

NO.	Name	Min	FG	3P	FT	Rebounds	Fouls	TP	AS	TO	ST	Blocks	s/-					
			M-A	M-A	T-T	OR	DR	TOT	PF	BS	BA							
5	SaMyah Smith	F 30:20	1-2	0-0	0-1	1	7	8	3	0	2	1	1	1	0	-13		
24	Aneesah Morrow	F 38:27	10-17	1-2	7-10	6	6	12	5	9	28	1	2	2	1	0	-5	
12	Mikaylah Williams	G 37:51	7-14	2-4	9-10	1	2	3	2	8	25	5	6	0	3	0	-4	
13	Last-Tear Poa	G 19:25	1-3	0-0	0-0	0	3	3	4	1	2	3	2	0	0	0	-10	
16	Kalyn Gilbert	G 26:24	4-10	1-2	2-2	0	1	1	3	2	11	1	5	0	0	1	-5	
50	Shayean Day-Wilson	11:58	0-1	0-1	0-0	0	0	0	1	0	0	1	4	0	0	0	-4	
1	Miracle Sheppard	26:05	3-6	0-0	2-4	1	4	5	4	2	8	2	2	4	0	0	-2	
8	Jersey Wollenbarger	05:55	0-0	0-0	1-2	0	0	0	3	1	1	1	1	0	0	0	6	
30	Jada Richard	02:12	0-0	0-0	0-0	0	0	0	1	0	0	0	0	0	0	0	-7	
23	Aaliyah Del Rosario	01:23	0-0	0-0	0-0	0	0	0	1	0	0	0	0	0	0	0	-4	
Team							1		2		0		0					
Totals			26-53	4-9	21-28	10	24	34	27	23	77	15	23	7	5	1	-8	

Technical Fouls: NONE

Shooting By Period	
1 st FG%	9-17 52.9%
3PT%	1-4 25.0%
FT%	0-0 0%
2 nd FG%	7-14 50.0%
3PT%	2-2 100.0%
FT%	9-11 81.8%
3 rd FG%	5-11 45.5%
3PT%	1-1 100%
FT%	9-10 90%
4 th FG%	5-11 45.5%
3PT%	0-2 0.0%
FT%	3-7 42.9%
GM FG%	26-53 49.1%
3PT%	4-9 44.4%
FT%	21-28 75.0%

Dead Ball Rebounds: 2.1

	MIS	LSU									
Biggest lead	8 (4 th 0:18)	15 (3 rd 8:35)	Points from Turnovers	MIS	LSU	Period by Period Scoring					
Best Scoring Run	9(3 rd 6:13)	6 (2 nd 2:15)	Paint	38	38	1st	2nd	3rd	4th	TOT	
Lead Changes	5		Second Chance	19	14	MIS	13	18	32	22	85
Times Tied	8		Fast Breaks	2	9	LSU	19	25	20	13	77
Time with Lead	07:07	29:40	Bench	27	9						



Official Basketball Box Score - Final
LSU at Texas
03/08/25 Bon Secours Wellness Arena, Greenville
2024-25 Women's Basketball

Game Time: 7:00 PM
Game Duration: 2:07
Attendance: 13,275

Officials: Brian Hall, Brenda Pantoja, Joseph Vasczy

LSU - 49

Record: 28-5

No.	Name	Min	FG		3P	FT	Rebounds		PF	Fouls	TP	AS	TO	ST	Blocks		BS +/-
			M	A	M	A	OR	DR	OT	FD					PF	FD	
5	Sa'Myah Smith	F 24:28	2-6	0-0	0-1	1	6	7	3	2	4	0	1	0	2	0	-3
24	Aneeshah Morrow	F 20:09	5-11	0-1	0-2	0	2	2	2	2	10	1	3	4	1	2	-1
1	Miracle Sheppard	G 33:40	3-7	0-1	2-2	3	3	6	4	2	8	1	0	3	0	0	3
12	Mikaylah Williams	G 33:03	5-13	0-1	1-2	1	4	5	4	1	1	4	4	0	0	0	-8
13	Last-Tear Poa	G 20:18	0-3	0-0	3-4	1	0	1	4	5	3	0	2	0	0	2	1
50	Shayann Day-Wilson	12:05	0-0	0-0	0-0	0	1	1	3	0	0	2	1	1	0	0	-8
8	Jersey Wolfenbarger	20:06	1-2	0-0	1-2	1	2	3	4	4	3	1	1	2	1	4	-4
23	Aalyah Del Rosario	05:47	0-3	0-0	0-0	0	0	0	0	0	0	0	0	0	0	0	-5
16	Kalyn Gilbert	22:36	1-6	1-1	2-4	0	3	3	1	2	5	0	2	0	0	1	-10
30	Jada Richard	07:49	2-5	1-4	0-0	0	0	0	1	1	5	0	0	0	0	1	0
Team							2	2	4	0	0	1					
Totals			19-56	2-8	9-17	9	23	32	26	19	49	9	15	9	5	7	-7

Technical Fouls:Poa 3rd1:37

Shooting By Period		
1 st FG%	4-17	23.5%
3PT%	0-2	0.0%
FT%	3-4	75%
2 nd FG%	5-13	38.5%
3PT%	0-1	0.0%
FT%	2-6	33.3%
3 rd FG%	4-11	36.4%
3PT%	0-0	0.0%
FT%	3-5	60%
4 th FG%	6-15	40.0%
3PT%	2-5	40.0%
FT%	1-2	50%
GM FG%	19-56	33.9%
3PT%	2-8	25.0%
FT%	9-17	52.9%

Dead Ball Rebounds: 6.1

Texas - 56

Record: 31-2

No.	Name		Min	FG	3P	FT	Rebounds		Fouls	TP	AS	TO	ST	Blocks		+/-		
				M-A	M-A	M-A	OR	DR	PF	FD	PF	FD	BS	BA				
35	Madison Booker	F	38:58	10-19	3-6	2-3	1	5	6	2	3	25	1	4	1	0	7	
44	Taylor Jones	F	24:38	2-6	0-0	5-6	3	4	7	4	5	9	0	2	0	3	2	4
3	Rori Harmon	G	36:57	3-6	0-1	4-4	2	1	3	2	8	10	1	2	1	0	0	3
10	Shay Holle	G	40:00	0-8	0-5	0-0	0	3	3	6	3	1	0	1	0	0	1	7
32	Ndjakalenga Mwenetlanda	G	05:24	1-3	0-0	2-3	2	2	4	2	3	4	0	2	0	0	1	-3
11	Justice Carlton		19:23	0-3	0-1	0-0	2	6	8	2	1	0	0	4	1	0	0	2
00	Kyla Oldacre		15:22	1-3	0-0	2-2	0	3	3	4	2	4	1	3	0	2	1	3
1	Bryanna Preston		03:03	0-1	0-0	0-0	0	1	1	0	0	0	0	2	0	0	0	-4
7	Jordan Lee		16:15	1-4	0-2	2-2	0	0	0	1	2	4	2	0	0	0	0	8
Team							1	4	5	0	0	1						
Totals				18-57	3-15	17-20	14	29	43	20	25	56	8	18	3	7	5	7

Technical Fouls:Oldacre 3rd4:37

Shooting By Period		
1 st FG%	4-13	30.8%
3PT%	1-4	25.0%
FT%	4-5	80%
2 nd FG%	6-14	42.9%
3PT%	2-4	50.0%
FT%	2-4	50%
3 rd FG%	3-15	20.0%
3PT%	0-3	0.0%
FT%	5-5	100%
4 th FG%	5-15	33.3%
3PT%	0-4	0.0%
FT%	6-6	100%
GM FG%	18-57	31.6%
3PT%	3-15	20.0%
FT%	17-20	85.0%

Dead Ball Rebounds: 4.1

		LSU	TEX									
Biggest lead	4 (1 st 9:27)	8 (4 th 2:34)		Points from Turnovers	LSU	TEX		Period by Period Scoring				
Best Scoring Run	6 (3 rd 4:55)	7 (1 st 5:32)		Paint	20	16		1st	2nd	3rd	4th	TOT
Lead Changes	1			Second Chance	7	7	LSU	11	12	11	15	49
Times Tied	0			Fast Breaks	4	2	TEX	13	16	11	16	56
Time with Lead	03:45	36:07		Bench	13	8						



Official Basketball Box Score - Final
Florida St. at LSU
03/24/25 Marvich Assembly Center, Baton Rouge
2024-25 Women's Basketball

Game Time: 5:00 PM
Game Duration: 1:57
Attendance: 10,329

Officials: Kyle Bacon, Katie Kularchik, Brandon Entine

Florida St. - 71

Record: 24-9

NO.	Name	Min	FG	3P	FT	Rebounds	Fouls	TP	AS	TO	ST	Blocks	+/-	
			M-A	M-A	M-A	OR DR	PF					BS BA		
21	Makayla Timpson	F 31:23	7-15	0-0	0-3	5 4	9 1	3	14	0	0	1 2	0 -25	
22	Malea Williams	F 27:17	2-5	2-5	1-4	3 1	4 1	3	7	0	0	0 0	0 -30	
00	Ta'Niya Latson	G 29:42	11-26	2-10	6-7	3 4	7 3	6	30	4	5	2 0	0 -34	
3	O'Mariah Gordon	G 28:41	2-11	1-4	2-2	2 0	2 4	3	1	7	5	1 0	0 -35	
11	Sydney Bowles	G 32:51	4-13	2-10	0-0	0 4	4 3	1	10	2	3	0 0	0 -25	
1	Brianna Turnage	04:20	0-0	0-0	0-0	0 1	1 0	0	0	2	0	0 0	0 -11	
24	Amaya Bonner	21:43	0-0	0-0	0-0	0 1	1 0	1	1	0	0	1 0	0 -2	
32	Avery Treadwell	04:51	0-0	0-0	0-0	1 3	4 0	0	1	0	0	2 0	0 -1	
13	Carla Viegas	05:52	0-1	0-1	0-0	0 0	0 0	0	0	0	0	0 0	0 3	
6	Mariana Valenzuela	11:43	1-5	1-4	0-0	0 1	1 0	3	0	0	0	1 0	0 -7	
4	Raiane Dos Santos	01:37	0-0	0-0	0-0	0 0	0 0	0	0	1	0	0 0	0 -3	
Team						4	0	4	0	0	0			
Totals			27-76	8-34	9-16	19	18	37	16	71	12	13	3 6	3 -30

Technical Fouls:NONE

Shooting By Period		
1 st FG%	8-23	34.8%
3PT%	3-12	25.0%
FT%	5-6	83.3%
2 nd FG%	10-17	58.8%
3PT%	2-6	33.3%
FT%	3-4	75%
3 rd FG%	3-17	17.6%
3PT%	0-6	0.0%
FT%	0-0	0%
4 th FG%	6-19	31.6%
3PT%	3-10	30.0%
FT%	1-6	16.7%
GM FG%	27-76	35.5%
3PT%	8-34	23.5%
FT%	9-16	56.3%

Dead Ball Rebounds: 3.0

LSU - 101

Record: 30-5

NO.	Name	Min	FG	3P	FT	Rebounds	Fouls	TP	AS	TO	ST	Blocks	+/-					
			M	A	M	O	D	P	F	D		B						
5	Sa'Myah Smith	F 35:43	9	9	0	2	2	10	12	3	2	20	6	1	3	1	0	38
24	Aneeshah Morrow	F 33:57	12	21	0	2	3	8	11	2	26	7	2	2	0	3	31	
4	Flau'Jae Johnson	G 19:56	4	8	0	1	5	1	3	4	2	6	13	3	0	1	2	35
12	Mikaylah Williams	G 22:50	10	12	3	3	5	5	3	3	28	2	1	2	1	0	40	
13	Last-Tear Poa	G 12:38	0	1	0	0	0	0	0	0	1	1	0	2	2	0	-6	
50	Shayann Day-Wilson	20:08	0	1	0	2	2	1	2	3	2	2	5	0	1	0	41	
16	Kalyn Gilbert	16:54	2	7	0	1	0	0	2	2	0	0	4	2	1	1	0	-3
1	Miracle Sheppard	18:45	1	4	0	0	0	2	2	4	2	0	3	1	2	0	-10	
8	Jersey Wolfenbarger	04:45	0	0	0	0	0	0	1	1	2	0	0	0	0	0	-4	
30	Jada Richard	08:49	3	9	0	2	0	0	1	1	0	0	6	0	0	0	-7	
23	Aalyah Del Rosario	03:44	0	1	0	0	0	0	0	0	0	0	0	0	1	0	-3	
2	Amari Bartlett	01:51	0	0	0	0	0	0	0	0	1	0	0	0	0	0	-2	
Team						4	3	7	0	0	2							
Totals			41-73	3-10	16-17	13	33	46	16	16	101	29	11	12	3	6	30	

Technical Fouls:NONE

Shooting By Period		
1 st FG%	14-19	73.7%
3PT%	2-2	100.0%
FT%	8-12	66.7%
2 nd FG%	6-19	31.6%
3PT%	0-2	0.0%
FT%	3-3	100%
3 rd FG%	10-17	58.8%
3PT%	1-3	33.3%
FT%	10-10	100%
4 th FG%	9-18	50.0%
3PT%	0-3	0.0%
FT%	2-2	100%
GM FG%	41-73	56.2%
3PT%	3-10	30.0%
FT%	16-17	94.1%

Dead Ball Rebounds: 2.1

	FSU	LSU	Technical Fouls									
Biggest lead	4 (1 st 6:34)	36 (4 th 4:47)	Points from Turnovers	FSU	LSU	Period by Period Scoring						
Best Scoring Run	7 (2 nd 9:25)	19 (4 th 9:39)	Paint	34	52	1st	2nd	3rd	4th	TOT		
Lead Changes	7		Second Chance	17	15	FSU	24	25	6	16	71	
Times Tied	4		Fast Breaks	13	12	LSU	31	19	31	20	101	
Time with Lead	04:13	33:56	Bench	3	14							

TV/Radio Roster

1



**Mjracle
Sheppard**

G | 5-10 | SO
Kent, Wash.

Like Miracle

2




**Amani
Bartlett**

F | 6-3 | SR
Cleveland, Texas

Uh-mahn-ee

4



**Flau'Jae
Johnson**

G | 5-10 | JR
Savannah, Ga.

flah-jhay

5



**Sa'Myah
Smith**

F | 6-2 | RSO
DeSoto, Texas

suh-my-ah

8



**Jersey
Wolfenbarger**

F | 6-5 | JR
Fort Smith, Ark

12



**Mikaylah
Williams**

G | 6-0 | SO
Bossier City, La.

muh-kay-luh

13



**Last-Tear
Poa**

G | 5-11 | SR
Melbourne, Aus.

14



**Izzy
Besselman**

G | 5-10 | JR
Baton Rouge, La.

16



**Kailyn
Gilbert**

G | 5-8 | JR
Tampa Bay, Fla.

23




**Aalyah
Del Rosario**

C | 6-6 | SO
Santo Domingo, D.R.

uh-lee-uh
del roh-sar-ee-oh

24



**Aneesah
Morrow**

F | 6-1 | JR
Chicago, Ill.

ah-nee-sah
more-oh

30



**Jada
Richard**

G | 5-7 | FR
Opelousas, La.

ree-shard

50



**Shayeann
Day-Wilson**

G | 5-6 | SR
Toronto, Canada

shy-ann

HC



**Kim
Mulkey**

Tangipahoa Parish,
La.

tan-chuh-pa-ho-ah