

#LSU

✕ @LSUsoftball
✕ @BethTorina
f /LSUsoftball
📺 @LSUsoftball

LSU

2025 SOFTBALL

SEC CHAMPIONS

1999 · 2000 · 2001 · 2002 · 2004

SEC TOURNAMENT CHAMPIONS

1999 · 2001 · 2002 · 2004 · 2007

WCWS APPEARANCES

2001 · 2004 · 2012

2015 · 2016 · 2017

2025 SCHEDULE/RESULTS

| Date | Opponent | TV/Stream | Time/Result |
|-----------------|-----------------------|-----------|-------------|
| FEBRUARY (17-1) | | | |
| 7 | Charlotte! | SECN+ | W, 8-0 (6) |
| 7 | Central Arkansas! | SECN+ | W, 10-0 (5) |
| 8 | Charlotte! | SECN+ | W, 10-0 (5) |
| 8 | Central Arkansas! | SECN+ | W, 6-0 |
| 9 | Southeastern LA! | SECN+ | W, 3-2 |
| 14 | UT Arlington\$ | SECN+ | W, 6-0 |
| 14 | #22 Northwestern\$ | SECN+ | W, 7-1 |
| 15 | #22 Northwestern\$ | SECN+ | W, 8-0 (5) |
| 15 | #17 Virginia Tech\$ | SECN+ | W, 7-2 |
| 16 | #17 Virginia Tech\$ | SECN+ | W, 7-4 |
| 21 | Penn State% | SECN+ | W, 10-1 (5) |
| 21 | Southern Miss% | SECN+ | W, 9-3 |
| 22 | Southern Miss% | SECN+ | W, 12-5 |
| 22 | Nicholls% | SECN+ | W, 12-2 (5) |
| 23 | Nicholls% | SECN+ | Canceled |
| 27 | vs. #4 UCLA^ | | W, 2-1 |
| 27 | at Cal St. Fullerton^ | ESPN+ | L, 6-5 |
| 28 | vs. Utah^ | | W, 2-0 |
| 28 | vs. Notre Dame^ | | W, 10-0 (5) |

MARCH (14-3)

| | | | |
|----|------------------|-------|-------------|
| 1 | vs. Weber State^ | | W, 9-1 (6) |
| 5 | ULM | SECN+ | W, 12-4 (5) |
| 7 | South Alabama# | SECN+ | W, 2-0 |
| 7 | South Alabama# | SECN+ | W, 18-4 (5) |
| 8 | Minnesota# | SECN+ | W, 10-0 (5) |
| 9 | Minnesota# | SECN+ | W, 10-2 (5) |
| 11 | UL-Lafayette | SECN+ | W, 14-0 (5) |
| 14 | #23 Kentucky* | SECN+ | W, 4-1 |
| 15 | #23 Kentucky* | SECN+ | W, 6-4 |
| 16 | #23 Kentucky* | SECN+ | W, 8-2 |
| 21 | at #13 Georgia* | SECN+ | W, 5-3 |
| 22 | at #13 Georgia* | SECN+ | W, 10-2 (6) |
| 23 | at #13 Georgia* | SECN+ | L, 11-3 (5) |
| 25 | at UL-Lafayette | ESPN+ | W, 11-4 |
| 28 | South Carolina* | SECN | W, 11-3 (5) |
| 30 | South Carolina* | ESPN2 | L, 5-3 (8) |
| 30 | South Carolina* | SECN | L, 4-1 |

APRIL (5-6)

| | | | |
|----|----------------|-------|------------|
| 1 | at McNeese | ESPN+ | W, 12-2 |
| 4 | Alabama* | SECN+ | W, 8-0 (5) |
| 5 | Alabama* | ESPN2 | W, 2-1 |
| 6 | Alabama* | ESPN | L, 8-5 |
| 9 | Louisiana Tech | SECN+ | W, 9-1 (6) |
| 11 | at Texas A&M* | SECN+ | L, 12-7 |
| 12 | at Texas A&M* | SECN | L, 9-7 |
| 13 | at Texas A&M* | SECN+ | L, 4-1 |
| 17 | at Texas* | SECN+ | L, 7-3 |
| 18 | at Texas* | SECN+ | W, 6-1 |
| 19 | at Texas* | ESPN2 | L, 6-5 |
| 22 | McNeese | SECN+ | 6 pm |
| 26 | Florida* | ESPN2 | 1 pm |
| 27 | Florida* | SECN | 5 pm |
| 28 | Florida* | SECN | 6 pm |

MAY (0-0)

| | | | |
|-------|----------------------|-------|------|
| 1 | at Arkansas* | SECN+ | 6 pm |
| 2 | at Arkansas* | SECN+ | 6 pm |
| 3 | at Arkansas* | SECN+ | 1 pm |
| 6-10 | SEC Tournament | SECN | TBA |
| 16-18 | NCAA Regionals | | TBA |
| 22-25 | NCAA Super Regionals | | TBA |

JUNE (0-0)

| | | | |
|----------|------------------------------|--|-----|
| May 29-6 | Women's College World Series | | TBA |
|----------|------------------------------|--|-----|

All times are central and subject to change. Home games are bolded and played at Tiger Park; ! - Tiger Classic [Baton Rouge, La.]; \$ - Purple & Gold Challenge [Baton Rouge, La.]; % - LSU Invitational [Baton Rouge, La.]; ^ - Judi Garman Classic [Fullerton, Calif.]; # - LSU Round Robin [Baton Rouge, La.]; * - SEC Contest; SECN - SEC Network; SECN+ - SEC Network+; ~ - SEC Tournament; - NCAA Tournament

No. 9 LSU (36-10, 9-9 SEC) vs. MCNEESE (34-17, 20-4 SLC)

BREAKDOWN

LSU

No. 9 LSU

| | |
|----------------|-----------------------|
| 2025 Record | 36-10, 9-9 SEC |
| Head Coach | Beth Torina |
| LSU Record | 572-247 (14th Season) |
| Overall Record | 701-358 (18th Season) |



McNeese

| | |
|----------------|----------------------|
| 2025 Record | 34-17, 20-4 SLC |
| Head Coach | James Landreneau |
| MCN Record | 322-178 (9th Season) |
| Overall Record | Same |

FAST FACTS

- LSU ranks No. 9 in the NFCA/GoRoute Division I Softball Poll and the ESPN/USA Softball Poll.
- Head Coach Beth Torina is in her 14th season at the helm of LSU softball and has coached the Tigers to four Women's College World Series appearances, including three straight, one of two teams (UCLA) in the nation to accomplish that feat from 2015-17.
- Coach Torina is the program's all-time wins leader at 572 wins and claimed her 700th career win versus LA Tech on April 9. Torina averages 41 wins per season.
- LSU has 14 Top 25 victories this season, including a 2-1 win over No. 4 UCLA at the Judi Garman Classic in Fullerton, Calif., on Feb. 27.
- The Tigers' pitching staff ranks No. 3 in the SEC with a 2.50 ERA, No. 5 with a .207 opposing batting average and No. 6 with 267 strikeouts.
- LSU's offense ranks No. 2 in the SEC with a .346 batting average and a .453 on-base percentage. The Tigers rank in the top five of the league with 403 hits, 336 runs and 302 RBI.
- LSU has 38 home runs this season highlighted by six grand slams, three of which came with two outs.
- Eight of LSU starters with bat over .320, including three batting over .400.
- LSU leads McNeese 55-13 in the all-time series, including a 12-2 victory earlier this season in Lake Charles, La.
- LSU's 2025 schedule will feature 39 games against 18 participants in the 2024 NCAA Tournament, including four WCWS participants (Alabama, Florida, Texas and UCLA).
- Infielder Danieca Coffey opened the season with a 39-game reached base streak and 25-game hitting streak dating back to 2024. She ranks towards the top of the SEC with a .419 batting average (No. 13), a .549 on-base percentage (No. 7), 57 hits (No. 6), 45 runs (No. 10) and 43 walks (No. 2).
- Sydney Berzon, a two-time NFCA All-American, has penned the best start in program history with a 13-0 record in the circle. She is 15-5 on the season with five shutouts, and has 87 strikeouts and a 2.39 ERA.
- Berzon and Coffey earned a spot on the Top 53 Watch List for USA Softball's Player of the Year Award.
- Left-handed pitcher Jayden Heavener is a two-time SEC Freshman of the Week and ranks No. 6 in the SEC with 125 strikeouts. She is the program's first true left handed pitcher since Julie Stashko 1997-2000.
- The Smash Sisters, Maci Bergeron (.411) and Tori Edwards (.421) has combined for 25 of the club's 38 home runs. Edwards leads the team with 16 home runs and an .880 slugging percentage, and Bergeron has nine home runs, including six against ranked opponents.
- LSU returns 17 players from the 2024 roster and have nine newcomers, including three transfers.
- The Tigers were the No. 9 overall seed in the 2024 NCAA Tournament, logging its 18th consecutive appearance in the NCAA Tournament.
- The 2025 roster has three graduates. Emilee Casanova and Danieca Coffey are LSU graduates, and Ashley Vallejo graduated from McNeese before transferring to LSU.

2025 QUICK FACTS

SOFTBALL STAFF

| | |
|--|---|
| Head Coach | Beth Torina |
| Alma Mater, Year | Florida, 2000 |
| Record at LSU (Seasons) | 572-247 (14) |
| Career Record (Seasons) | 701-358 (18) |
| Year at LSU | 14th Season |
| Year in Career | 18th Season |
| Assistant Coach | Bryce Neal |
| Alma Mater, Year | University of Arkansas-Fort Smith, 2015 |
| Year at LSU | 2nd Season |
| Assistant Coach | Sandra Moton |
| Alma Mater, Year | LSU, 2016 |
| Year at LSU | 7th Season |
| Director of Player Performance & Analytics | Zach Jermain |
| Alma Mater, Year | LSU, 2024 (PhD) |
| Year at LSU | 2nd Season |
| Video Coordinator | Matt Karin |
| Alma Mater, Year | Alabama, 2016 |
| Year at LSU | 8th Season |
| Director of Operations | Mary Wood |
| Alma Mater, Year | Eastern Illinois, 2005 |
| Year at LSU | 1st Season |

TEAM INFORMATION

| | |
|--|-----------------|
| 2024 Overall Record | 44-17 |
| 2024 SEC Record (Finish) | 12-12 (6th) |
| 2024 SEC Tournament Finish | Semifinals |
| 2024 Postseason | Super Regionals |
| 2024 Final Ranking (NFCA/USA Softball) | 12/11 |
| Starters Returning/Lost | 4/6 |
| Pitchers Returning/Lost | 3/3 |
| Newcomers | 9 |

PROGRAM HISTORY

| | |
|--|------------------------------------|
| All-Time Record | 1382-529-1 (.723) |
| AIAW Record (1979-82) | 67-60 (.515) |
| NCAA Record (1997-2025) | 1315-469-1 (.736) |
| All-Time SEC Record | 484-250-1 (.659) |
| SEC Western Division Titles | 9 |
| Seasons | 1997-2002, 2004, 2007, 2013 |
| SEC Regular Season Titles | 5 |
| Seasons | 1999, 2000, 2001, 2002, 2004 |
| All-Time SEC Tournament Record | 47-27 (.635) |
| SEC Tournament Titles | 5 |
| Seasons | 1999, 2001, 2002, 2004, 2007 |
| NCAA Tournament Record | 87-58 (.600) |
| NCAA Tournament Appearances | 25 |
| Seasons | 1998-2004, 2006-2019, 2021-2024 |
| Women's College World Series Appearances | 6 |
| Seasons | 2001, 2004, 2012, 2015, 2016, 2017 |

UNIVERSITY

| | |
|-----------------------------|-----------------------------------|
| Location | Baton Rouge, La. |
| Founded | 1860 |
| Enrollment | 36,946 |
| Nickname | Tigers or Fighting Tigers |
| Colors | Purple (PMS 268) & Gold (PMS 123) |
| Mascot | Mike (Bengal tiger) |
| Conference | Southeastern |
| President | William F. Tate IV |
| NCAA Faculty Representative | Dr. Lori Martin |



ATHLETICS COMMUNICATIONS

LSU Assistant Communications Director Keonte' Herrera handles the media relations duties for the LSU softball team. Herrera can be reached on his cell phone at (254) 338-7609 or by e-mail at kkh@lsu.edu.

WWW.LSUSPORTS.NET

Information about the Tiger softball team, including player bios, game recaps and notes packets are available online at the Official Website of LSU Athletics, www.LSUsports.net.

Live statistics for all games will be carried on LSUsports.net.

TIGERS ON THE RADIO

The LSU Sports Network will broadcast 29 regular season games which includes all of the team's 24 SEC contests in addition to all postseason games.

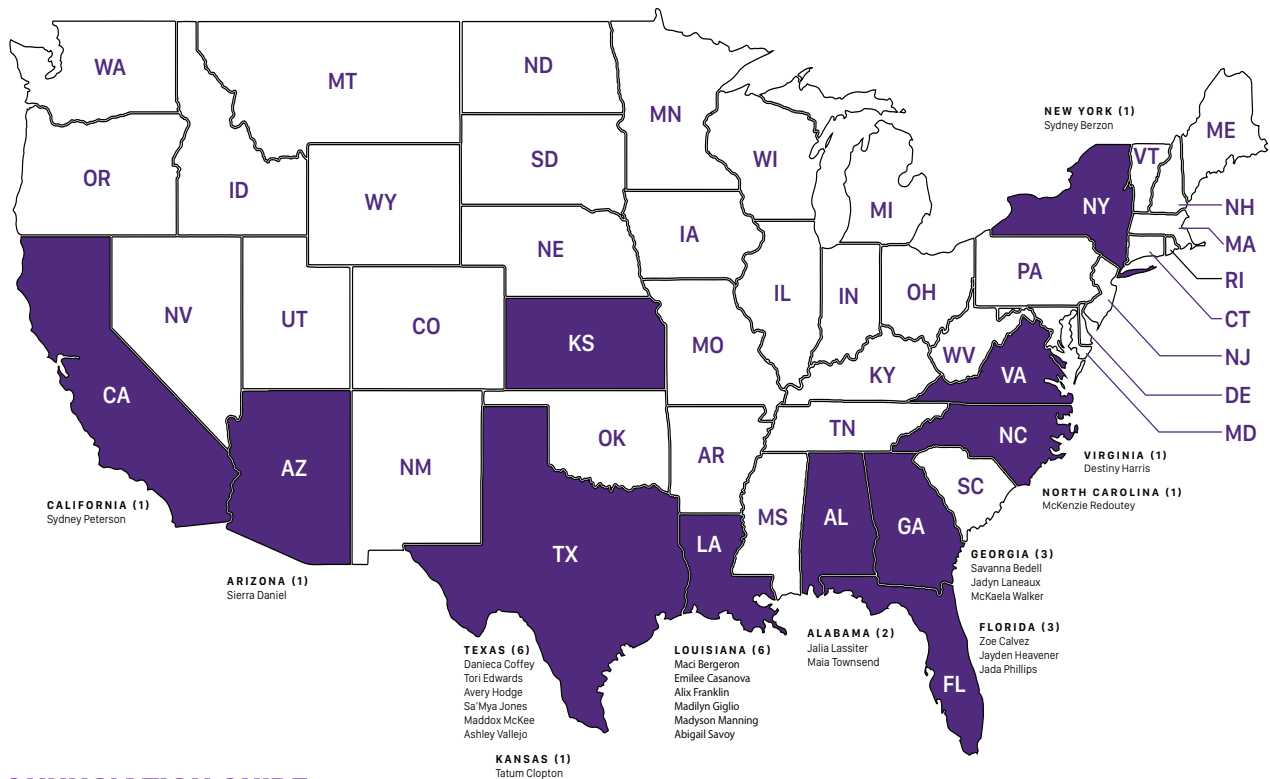
The games will be broadcast in the Baton Rouge area on 107.3 FM. In addition, the games can be heard live on the internet at LSUsports.net.

2025 ROSTER

NUMERICAL

| NO. | NAME | POS. | H-T | B-T | CL.-EXP.-LETTERS | HOMETOWN (PREVIOUS SCHOOL) |
|-----|-------------------|-------|------|-----|------------------|---|
| 00 | Jayden Heavener | P/UTL | 5-6 | L/L | Fr.-HS | Pace, Fla. (Pace HS) |
| 1 | Sydney Peterson | INF | 5-5 | R/R | R-Jr.-1L | Stockton, Calif. (Franklin HS) |
| 2 | Maddox McKee | UTL | 5-4 | L/R | So.-1L | Montgomery, Texas (Lake Creek HS) |
| 3 | Maia Townsend | OF | 5-9 | L/R | Jr.-2L | Morris, Ala. (Mortimer Jordan HS) |
| 4 | McKenzie Redoutey | OF | 5-6 | L/L | Sr.-3L | Franklin, N.C. (Franklin HS) |
| 5 | Ashley Vallejo | P | 5-8 | R/R | 5th-Yr Sr.-TR | New Waverly, Texas (McNeese) |
| 6 | Abigail Savoy | INF | 5-8 | L/L | Jr.-2L | Branch, La. (Notre Dame HS) |
| 7 | Jalia Lassiter | OF | 5-7 | R/R | Jr.-TR | Atmore, Ala. (Ole Miss) |
| 9 | Madilyn Giglio | OF | 5-3 | L/R | Sr.-3L | Metairie, La (Mount Carmel Academy) |
| 10 | Emilee Casanova | P | 6-2 | R/R | 5th-Yr Sr.-3L | Amite, La. (Oak Forest Academy) |
| 12 | Maci Bergeron | C | 5-4 | R/R | Jr.-2L | Rayne, La. (Notre Dame HS) |
| 13 | Danieca Coffey | INF | 5-6 | L/R | 5th-YR Sr.-3L | Richwood, Texas (Angelton HS) |
| 15 | Jadyn Laneaux | OF | 5-10 | L/R | So.-1L | Marietta, Ga. (Pope HS) |
| 16 | Savanna Bedell | UTL | 5-8 | L/L | So.-1L | Columbus, Ga. (Northside HS) |
| 18 | Tatum Clopton | P | 5-10 | L/R | R-Jr.-RS | Lawrence, Kan. (Oklahoma State) |
| 20 | Alix Franklin | INF | 5-7 | R/R | Fr.-HS | St. Amant, La. (St. Amant HS) |
| 22 | Madysen Manning | INF | 5-9 | R/R | So.-1L | West Monroe, La. (West Monroe HS) |
| 23 | Sierra Daniel | UTL | 5-4 | L/R | So.-1L | Chandler, Ariz. (Seton Catholic Preparatory HS) |
| 27 | McKaela Walker | INF | 5-3 | R/R | Jr.-2L | Marietta, Ga. (Marietta HS) |
| 28 | Jada Phillips | C/UTL | 5-4 | R/R | Fr.-HS | Bradenton, Fla. (Braden River HS) |
| 29 | Sydney Berzon | P | 6-0 | R/R | Jr.-2L | Buffalo, N.Y. (Baylor HS) |
| 32 | Zoe Calvez | OF | 5-7 | L/R | Fr.-HS | Orlando, Fla. (West Orange HS) |
| 33 | Destiny Harris | OF | 5-4 | R/R | Fr.-HS | Norfolk, Va. (Granby HS) |
| 42 | Tori Edwards | UTL | 5-11 | R/R | R-Fr.-RS | Flower Mound, Texas (Edward S. Marcus HS) |
| 77 | Sa'Mya Jones | INF | 5-3 | R/R | Fr.-HS | Pearland, Texas (Glenda Dawson HS) |
| 82 | Avery Hodge | INF | 5-6 | L/R | Jr.-TR | Richmond, Texas (Oklahoma) |

TIGERS BY STATE



PRONUNCIATION GUIDE

Jayden **Heavener** - Heeve-ner
Maddox McKee - Maa-duhx
Maia Townsend - My-yuh
McKenzie **Redoutey** - Rude-uh-dee
Ashley **Vallejo** - Vuh-lay-hoe
Abigail **Savoy** - Sav-wah

Jalia Lassiter - Jay-luh Lah-sit-er
Madilyn **Giglio** - Jih-leo
Maci **Bergeron** - Baa-zher-on
Danieca Coffey - Dan-eh-kuh
Jadyn **Laneaux** - Leh-no
Savanna **Bedell** - Beh-dell

Madysen Manning - Mad-uh-son
McKaela Walker - Muh-kay-luh
Jada Phillips - Jay-duh
Zoe Calvez - Zho-ee
Sa'Mya Jones - Suh-my-yuh



Beth Torina

Head Coach • 18th Season Overall • 14th Season at LSU • Career Record: 701-358

Beth Torina heads into her 14th season at the helm of the LSU softball program after she returned the Tigers to national prominence with two 50-win seasons, seven 40-win seasons and four trips to the Women's College World Series in 2012, 2015, 2016 and 2017.

Since taking the reins of the program prior to the 2012 season, Torina has led the Tigers to the pinnacle of the sport more than any other LSU head coach. Torina is the program's all-time wins leader with 536 victories entering the 2025 season and is the first skipper to lead the team to Oklahoma City in consecutive seasons in program history (2015-17). She is averaging 41 wins per season in Baton Rouge, leading a ranked side featured in the nation's Top 10 in 10 of the last 13 seasons, and had a streak of 123 consecutive weeks ranked in the Top 25 (2014-2022). Under Torina, the Tigers have played a Top 10 strength of schedule every year.

Torina has also made an impact in the community off the field. She was honored with the NFCA 2024 Humanitarian Award for tireless work raising awareness and funds for ovarian cancer research.

In the 2024 campaign, LSU earned the No. 9 overall seed in the NCAA Tournament, marking its 18th consecutive tournament appearance and 25th appearance overall. The Tigers boasted a 44-17 record for the program's seventh 40-plus win season over 10 years. The Bayou Bengals advanced to their 10th NCAA Super Regional after winning the 2024 Baton Rouge Regional to get out of the first weekend of the NCAA Tournament for the first time since 2021. LSU logged a .290 average on 464 hits, had a 2.30 ERA behind 374 strikeouts, tallied 15 shutouts, including one no-hitter, and defensively set a program record with a .976 fielding percentage, turning 28 double plays for the second-most in a single season.

Pitcher Sydney Berzon claimed her second NFCA All-American distinction to become the fifth LSU hurler named an NFCA All-American in consecutive seasons. She was tabbed to the NFCA South All-Region and All-SEC First Team. On the field, outfielder Ali Newland graced the NFCA South All-Region First Team, the All-SEC First Team and the SEC All-Defensive Team. Newland was named a College Sports Communicators Academic All-American off the field, became the program's second SEC Scholar-Athlete of the Year and was placed on the SEC Community Service Team for the third consecutive season. Other 2024 NFCA South All-Region selections included Ciara Briggs (second-team) - a two-time Gold Glove winner, Raeleen Gutierrez (third-team), Kelley Lynch (third-team) and Taylor Pleasants (third-team). Briggs joined Berzon and Newland on the All-SEC First Team, Lynch made the All-SEC Second Team, and Gutierrez accompanied Newland on the SEC All-Defensive Team.

Torina earned her B.S. in health sciences and occupational therapy from Florida in 2000. During her playing career with the Gators, she was a member of the 1998 Southeastern Conference regular season championship team as the squad's top pitcher. In the classroom, Torina was a GTE Academic All-American and a finalist for the 2000 H. Boyd McWhorter SEC Scholar-Athlete of the Year.

Before joining the LSU program in June 2011, Torina took Florida International of the Sun Belt Conference to new heights. The two-time SBC Coach of the Year led the Golden Panthers to a 129-111 record in four seasons and directed FIU to its first NCAA Tournament victory in 2010.

Torina and her husband, Nick, were married in January 2010. The couple has three daughters: Taryn, Tatum, and Tenley. They currently reside in Baton Rouge.



Celebrating Coach Torina's Milestone:

Beth Torina, All-Time Games Coached Leader for LSU Softball, celebrates with former head coaches Carol Smith and NFCA Hall of Famer Yvette Girouard.

THE TORINA FILE



Career Record:
Record at LSU:
Record at FIU:

701-358
572-247
129-111

Head Coach – LSU

| Year | Record |
|------|--------|
| 2012 | 40-25 |
| 2013 | 42-16 |
| 2014 | 38-24 |
| 2015 | 52-14 |
| 2016 | 52-18 |
| 2017 | 48-22 |
| 2018 | 45-17 |
| 2019 | 43-19 |

| Year | Record |
|------|--------|
| 2020 | 21-3 |
| 2021 | 35-22 |
| 2022 | 34-23 |
| 2023 | 42-17 |
| 2024 | 44-17 |
| 2025 | 36-10 |

Head Coach – FIU

| Year | Record |
|------|--------|
| 2011 | 31-27 |
| 2010 | 38-21 |
| 2009 | 31-29 |
| 2008 | 29-34 |

YEARS

SCHOOL

| | | |
|--------------|---|---|
| 2012-Present | LSU Head Coach | 7x Regional Champion, 2012, 2015, 2016, 2017 Women's College World Series |
| 2008-11 | Florida International University Head Coach | 2010 NCAA Regionals |
| 2003-07 | University of Houston Assistant Coach | Two NCAA Regionals, 2007 Conference USA Champions |
| 2000-02 | Stetson University Assistant Coach | 2001 Atlantic Sun Regular Season Champions |
| 1997-2000 | University of Florida pitcher | 1998 SEC Championship Team |

NOTES

TORINA VS. OPPONENTS

| Opponent | LSU | FIU | Totals | | | | | | | | |
|---------------------------|-------|-----|--------|--------------------------|-------|------|-------|------------------------|-------|-----|-------|
| Alabama | 15-17 | 0-2 | 15-19 | Jacksonville | 0-0 | 1-0 | 1-0 | Samford | 3-0 | 0-0 | 3-0 |
| Alcorn State | 1-0 | 0-0 | 1-0 | Jackson State | 2-0 | 0-0 | 2-0 | Sam Houston State | 2-0 | 0-0 | 2-0 |
| Arizona | 4-3 | 0-0 | 4-3 | James Madison | 2-1 | 0-0 | 2-1 | San Diego State | 3-1 | 0-0 | 3-1 |
| Arizona State | 3-2 | 0-1 | 3-3 | Kansas | 2-0 | 0-0 | 2-0 | San Jose State | 2-0 | 0-1 | 2-1 |
| Arkansas | 18-9 | 1-1 | 19-10 | Kentucky | 15-16 | 0-1 | 15-17 | Stanford | 1-2 | 0-0 | 1-2 |
| Austin Peay | 1-0 | 0-0 | 1-0 | Kent St. | 1-0 | 0-0 | 1-0 | Stephen F. Austin | 6-0 | 0-0 | 6-0 |
| Auburn | 13-13 | 0-1 | 13-14 | Lamar | 2-0 | 0-0 | 2-0 | St. John's | 0-0 | 0-1 | 0-1 |
| Ball State | 1-0 | 0-1 | 1-1 | Liberty | 5-1 | 0-0 | 5-1 | St. Joseph's | 0-0 | 0-1 | 0-1 |
| Baylor | 3-1 | 0-2 | 3-3 | Longwood | 2-0 | 0-0 | 2-0 | South Alabama | 12-2 | 6-7 | 18-9 |
| Belmont | 2-0 | 0-0 | 2-0 | Long Beach State | 2-0 | 1-0 | 3-0 | South Carolina | 20-8 | 0-0 | 20-8 |
| Bethune-Cookman | 2-0 | 3-0 | 5-0 | Long Island | 1-0 | 3-0 | 4-0 | South Florida | 1-0 | 0-0 | 1-0 |
| Bradley | 0-0 | 0-1 | 0-1 | Louisiana-Lafayette | 15-10 | 4-11 | 19-21 | Southeast Missouri | 1-0 | 0-0 | 1-0 |
| Boise State | 2-0 | 0-0 | 2-0 | Louisiana-Monroe | 10-0 | 10-4 | 20-4 | Southeastern Louisiana | 10-0 | 0-0 | 10-0 |
| Boston College | 0-0 | 1-0 | 1-0 | Louisiana Tech | 13-0 | 0-0 | 13-0 | Southern Illinois | 2-0 | 1-0 | 3-0 |
| Boston University | 1-0 | 1-1 | 2-1 | Louisville | 1-1 | 0-1 | 1-2 | Southern Utah | 1-0 | 0-0 | 1-0 |
| Bucknell | 2-0 | 0-0 | 2-0 | Loyola Marymount | 1-1 | 1-0 | 2-1 | SIUE | 1-0 | 0-0 | 1-0 |
| Buffalo | 1-0 | 0-0 | 1-0 | Massachusetts | 1-0 | 0-2 | 1-2 | Southern Miss | 7-0 | 0-0 | 7-0 |
| BYU | 5-0 | 0-0 | 5-0 | McNeese State | 20-2 | 0-0 | 20-2 | Stanford | 2-3 | 0-0 | 2-3 |
| Campbell | 2-0 | 0-0 | 2-0 | Memphis | 6-0 | 1-0 | 7-0 | Stetson | 0-0 | 4-1 | 4-1 |
| California | 1-2 | 0-0 | 1-2 | Michigan | 4-4 | 0-0 | 4-4 | Syracuse | 1-0 | 1-0 | 2-0 |
| Cal Poly | 1-0 | 0-0 | 1-0 | Michigan State | 0-0 | 2-1 | 2-1 | Temple | 0-0 | 1-0 | 1-0 |
| Cal State Fullerton | 2-2 | 0-1 | 2-3 | Middle Tennessee | 0-0 | 12-2 | 12-2 | Tennessee | 11-18 | 0-0 | 11-18 |
| Cal State Northridge | 2-0 | 0-0 | 2-0 | Minnesota | 3-4 | 0-0 | 3-4 | Tennessee State | 1-0 | 0-0 | 1-0 |
| Central Arkansas | 13-1 | 0-0 | 13-1 | Mississippi State | 19-7 | 0-0 | 19-7 | Tennessee Tech | 2-0 | 2-0 | 2-0 |
| Central Connecticut State | 3-0 | 0-0 | 3-0 | Mississippi Valley State | 2-0 | 0-0 | 2-0 | Texas | 5-7 | 0-0 | 5-7 |
| Charlotte | 2-0 | 0-0 | 2-0 | Missouri | 15-13 | 0-3 | 15-16 | Texas-Arlington | 2-0 | 1-1 | 3-1 |
| Colorado State | 1-0 | 0-0 | 1-0 | Monmouth | 1-0 | 0-0 | 1-0 | Texas A&M-CC | 2-0 | 1-0 | 3-0 |
| Columbia | 0-0 | 1-0 | 1-0 | Murray State | 1-0 | 0-0 | 1-0 | Texas A&M | 19-11 | 0-0 | 19-11 |
| Connecticut | 1-0 | 2-0 | 3-0 | Nebraska | 2-0 | 0-0 | 2-0 | Texas State | 1-0 | 0-0 | 1-0 |
| Creighton | 0-0 | 0-1 | 0-1 | Nevada | 1-0 | 0-1 | 1-1 | Texas Southern | 1-0 | 0-0 | 1-0 |
| DePaul | 0-1 | 0-1 | 0-2 | New Mexico | 2-0 | 0-2 | 2-2 | Texas Tech | 6-1 | 0-0 | 6-1 |
| Drake | 2-0 | 0-1 | 2-1 | New Mexico State | 1-0 | 0-0 | 1-0 | Troy | 5-1 | 6-7 | 11-8 |
| Duke | 0-1 | 0-0 | 0-1 | Nicholls | 14-0 | 0-0 | 14-0 | Tulsa | 3-1 | 0-0 | 3-1 |
| East Tennessee State | 0-0 | 0-1 | 0-1 | Northwestern | 5-0 | 0-0 | 5-0 | UCF | 1-0 | 2-2 | 3-2 |
| Eastern Illinois | 1-0 | 2-0 | 3-0 | Northwestern State | 7-0 | 0-0 | 7-0 | UCLA | 3-3 | 0-1 | 3-4 |
| Eastern Michigan | 0-0 | 1-0 | 1-0 | North Carolina | 1-1 | 0-2 | 1-3 | UC Santa Barbara | 1-0 | 0-0 | 1-0 |
| Fairfield | 1-0 | 0-0 | 1-0 | North Carolina State | 6-0 | 1-0 | 7-0 | UNLV | 1-0 | 0-0 | 1-0 |
| Florida | 9-21 | 1-4 | 10-24 | North Dakota | 2-0 | 0-0 | 2-0 | USC Upstate | 1-0 | 0-0 | 1-0 |
| Florida A&M | 2-0 | 0-0 | 2-0 | North Dakota State | 1-1 | 0-0 | 1-1 | Utah | 3-1 | 0-0 | 3-1 |
| Florida Atlantic | 5-0 | 7-5 | 12-5 | North Florida | 1-0 | 4-0 | 5-0 | Utah State | 1-0 | 0-0 | 1-0 |
| Florida Gulf Coast | 0-0 | 7-3 | 7-3 | North Texas | 0-0 | 8-6 | 8-6 | Virginia | 2-0 | 0-0 | 2-0 |
| Florida State | 5-6 | 0-2 | 5-8 | Notre Dame | 3-1 | 0-0 | 3-1 | Virginia Tech | 2-0 | 0-1 | 2-1 |
| Fordham | 1-0 | 0-2 | 1-2 | Ohio | 1-0 | 0-0 | 1-0 | Washington | 3-3 | 0-0 | 3-3 |
| Fresno State | 1-0 | 0-0 | 1-0 | Ohio State | 3-0 | 1-2 | 4-2 | Weber State | 1-0 | 0-0 | 1-0 |
| George Washington | 2-0 | 3-0 | 5-0 | Oklahoma | 2-6 | 0-0 | 2-6 | Western Kentucky | 1-0 | 7-5 | 8-5 |
| Georgetown | 0-0 | 1-0 | 1-0 | Oklahoma State | 9-3 | 0-0 | 9-3 | Western Michigan | 0-0 | 1-0 | 1-0 |
| Georgia | 18-10 | 0-1 | 18-11 | Ole Miss | 17-11 | 0-0 | 17-11 | Wichita State | 1-0 | 0-0 | 1-0 |
| Georgia Southern | 4-0 | 0-0 | 4-0 | Omaha | 1-0 | 0-0 | 1-0 | Wisconsin | 0-0 | 0-1 | 0-1 |
| Georgia Tech | 2-0 | 2-0 | 4-0 | Oregon | 0-5 | 0-0 | 0-5 | | | | |
| Hampton | 1-0 | 0-0 | 1-0 | Oregon State | 4-0 | 1-1 | 5-1 | | | | |
| Harvard | 0-1 | 1-2 | 1-3 | Pacific | 2-1 | 0-0 | 2-1 | | | | |
| Hofstra | 3-1 | 0-0 | 3-1 | Pittsburgh | 2-0 | 0-3 | 2-3 | | | | |
| Houston | 3-0 | 0-0 | 3-0 | Penn State | 5-3 | 2-1 | 7-4 | | | | |
| Illinois | 3-1 | 0-3 | 3-4 | Purdue | 4-0 | 0-0 | 4-0 | | | | |
| Illinois-Chicago | 1-0 | 1-0 | 2-0 | Prairie View A&M | 1-0 | 0-0 | 1-0 | | | | |
| Illinois State | 7-0 | 1-1 | 8-1 | Providence | 0-0 | 3-0 | 3-0 | | | | |
| Indiana | 0-1 | 2-0 | 2-1 | Quinnipiac | 0-0 | 2-1 | 2-1 | | | | |
| Iowa | 2-0 | 0-1 | 2-1 | Radford | 0-0 | 1-0 | 1-0 | | | | |
| Iowa State | 1-0 | 0-0 | 1-0 | Robert Morris | 0-0 | 1-0 | 1-0 | | | | |
| | | | | Rutgers | 0-0 | 0-1 | 0-1 | | | | |

TIGERS IN THE POLLS

NFCA/GoRoute Coaches Poll (4/15/25)

| Rank | Team (1st Votes) | Points | Record | Previous |
|----------|-------------------|-------------|------------|----------|
| 1 | Texas A&M (24) | 37-5 | 762 | 3 |
| 2 | Oklahoma (2) | 36-4 | 720 | 2 |
| 3 | Texas (5) | 39-5 | 716 | 1 |
| 4 | Tennessee | 34-9 | 656 | 7 |
| 5 | Oregon | 38-4 | 632 | 4 |
| 6 | UCLA | 40-5 | 621 | 8 |
| 7 | Florida State | 40-6 | 583 | 9 |
| 8 | Florida | 37-9 | 565 | 6 |
| 9 | LSU | 35-8 | 536 | 5 |
| 10 | Virginia Tech | 36-5 | 505 | 11 |
| 11 | Arkansas | 31-9 | 475 | 12 |
| 12 | Arizona | 36-7 | 425 | 13 |
| 13 | South Carolina | 32-10 | 421 | 10 |
| 14 | Texas Tech | 34-9 | 395 | 14 |
| 15 | Stanford | 29-8 | 339 | 15 |
| 16 | Mississippi State | 33-11 | 296 | 16 |
| 17 | Ole Miss | 31-11 | 228 | 19 |
| 18 | Nebraska | 31-10 | 217 | 21 |
| 19 | Duke | 31-13 | 185 | 20 |
| 20 | Clemson | 34-11 | 174 | 24 |
| 21 | Oklahoma State | 24-14 | 155 | 17 |
| 22 | Alabama | 29-16 | 141 | 23 |
| 23 | Georgia | 27-15 | 137 | 18 |
| 24 | Ohio State | 33-10-1 | 95 | 22 |
| 25 | Virginia | 30-13 | 35 | NR |

Receiving Votes: Grand Canyon (29), Florida Atlantic (18), Liberty (8), Washington (4), Auburn (2).

ESPN.com/USA Softball Poll (4/15/25)

| Rank | Team (1st Votes) | Conference | Record | Points | Previous |
|----------|-------------------|------------------|-------------|------------|----------|
| 1 | Texas A&M (21) | SEC (11-3) | 37-5 | 615 | 3 |
| 2 | Tennessee (4) | SEC (9-6) | 34-9 | 589 | 5 |
| 3 | Texas | SEC (11-4) | 39-5 | 572 | 1 |
| 4 | Oklahoma | SEC (10-4) | 36-4 | 555 | 2 |
| 5 | UCLA | Big Ten (12-1) | 40-5 | 500 | 7 |
| 6 | Oregon | Big Ten (12-1) | 38-4 | 476 | 4 |
| 7 | Florida | SEC (9-6) | 37-9 | 441 | 8 |
| 8 | Florida State | ACC (14-1) | 40-6 | 439 | 9 |
| 9 | LSU | SEC (8-7) | 35-8 | 437 | 6 |
| 10 | Arkansas | SEC (10-8) | 31-9 | 426 | 10 |
| 11 | Virginia Tech | ACC (14-1) | 36-5 | 377 | 12 |
| 12 | South Carolina | SEC (7-8) | 32-10 | 367 | 11 |
| 13 | Arizona | Big 12 (13-5) | 36-7 | 347 | 13 |
| 14 | Texas Tech | Big 12 (14-1) | 34-9 | 312 | 14 |
| 15 | Mississippi State | SEC (9-6) | 33-11 | 248 | 15 |
| 16 | Stanford | ACC (9-6) | 29-8 | 229 | 17 |
| T17 | Alabama | SEC (6-8) | 29-16 | 195 | 22 |
| T17 | Duke | ACC (12-6) | 31-13 | 195 | 16 |
| 19 | Clemson | ACC (14-4) | 34-11 | 171 | 21 |
| 20 | Ole Miss | SEC (7-8) | 31-11 | 152 | 19 |
| 21 | Nebraska | Big Ten (10-3) | 31-10 | 124 | 23 |
| 22 | Oklahoma State | Big 12 (6-7) | 24-14 | 97 | 18 |
| 23 | Georgia | SEC (5-12) | 27-15 | 85 | 20 |
| 24 | Ohio State | Big Ten (8-5) | 33-10-1 | 67 | 24 |
| 25 | Liberty | CUSA (15-2) | 36-9 | 37 | 25 |

Receiving Votes: Virginia (27), Auburn (22), Grand Canyon (19), Washington (3), Texas State (1)

12 – SEC, 5 – ACC, 4 – Big Ten, 3 – Big 12, 1 – Conference USA

D1Softball Top 25 Poll (4/15/25)

| Rank | Team | Record | Last Week | Previous |
|-----------|-------------------|-------------|------------|----------|
| 1 | Texas A&M | 37-5 | 3-0 | 3 |
| 2 | Texas | 39-5 | 2-2 | 1 |
| 3 | Florida State | 40-6 | 4-0 | 4 |
| 4 | Tennessee | 34-9 | 2-1 | 10 |
| 5 | Oklahoma | 36-5 | 2-1 | 2 |
| 6 | UCLA | 40-5 | 4-0 | 7 |
| 7 | Arkansas | 31-9 | 3-1 | 8 |
| 8 | Florida | 37-9 | 3-1 | 9 |
| 9 | South Carolina | 32-10 | 2-2 | 6 |
| 10 | LSU | 35-8 | 1-3 | 5 |
| 11 | Arizona | 36-7 | 3-0 | 11 |
| 12 | Virginia Tech | 36-5 | 4-0 | 13 |
| 13 | Oregon | 38-4 | 3-1 | 12 |
| 14 | Texas Tech | 34-9 | 3-0 | 14 |
| 15 | Clemson | 34-11 | 4-0 | 16 |
| 16 | Mississippi State | 33-11 | 2-1 | 17 |
| 17 | Duke | 31-13 | 2-1 | 15 |
| 18 | Stanford | 29-8 | 3-0 | 20 |
| 19 | Alabama | 30-16 | 1-1 | 24 |
| 20 | Ole Miss | 31-11 | 2-2 | 19 |
| 21 | Nebraska | 32-10 | 3-0 | NR |
| 22 | Liberty | 36-9 | 3-1 | 21 |
| 23 | Virginia | 30-13 | 3-1 | NR |
| 24 | Oklahoma State | 24-14 | 1-3 | 18 |
| 25 | Grand Canyon | 33-6 | 3-0 | NR |

Softball America Poll (4/21/25)

| Rank | Team | Record | Previous |
|-----------|-------------------|--------------|----------|
| 1 | Tennessee | 37-9 | 6 |
| 2 | Texas A&M | 39-6 | 1 |
| 3 | Texas | 41-6 | 3 |
| 4 | Florida State | 40-6 | 4 |
| 5 | Oklahoma | 39-5 | 2 |
| 6 | Arkansas | 34-9 | 5 |
| 7 | Oregon | 41-5 | 10 |
| 8 | Florida | 39-10 | 11 |
| 9 | UCLA | 41-7 | 7 |
| 10 | South Carolina | 34-11 | 8 |
| 11 | Texas Tech | 36-10 | 14 |
| 12 | LSU | 36-10 | 9 |
| 13 | Arizona | 37-9 | 12 |
| 14 | Alabama | 31-18 | 18 |
| 15 | Clemson | 37-12 | 15 |
| 16 | Stanford | 32-9 | 17 |
| 17 | Ohio State | 37-10-1 | 20 |
| 18 | Virginia Tech | 37-7 | 13 |
| 19 | Ole Miss | 33-12 | 19 |
| 20 | Mississippi State | 33-14 | 16 |
| 21 | Duke | 34-14 | 19 |
| 22 | Nebraska | 33-11 | 22 |
| 23 | Virginia | 33-14 | 24 |
| 24 | GCU | 37-6 | 25 |
| 25 | FAU | 38-9 | NR |

LSU's RECORD WHEN....

| WIN-LOSS SUMMARY | OVERALL |
|----------------------------------|---------|
| Overall | 36-10 |
| Non-Conference | 27-1 |
| SEC | 9-9 |
| SEC Tournament | 0-0 |
| NCAA Tournament | 0-0 |
| Home | 27-3 |
| Away | 5-7 |
| Neutral | 4-0 |
| vs. Top 10 | 3-7 |
| vs. Top 25 | 14-9 |
| Louisiana Teams | 7-0 |
| Day Games | 22-8 |
| Night Games | 14-2 |
| February | 17-1 |
| March | 14-3 |
| April | 5-6 |
| May | 0-0 |
| Sunday | 4-5 |
| Monday | 0-0 |
| Tuesday | 3-0 |
| Wednesday | 2-0 |
| Thursday | 1-2 |
| Friday | 15-1 |
| Saturday | 11-2 |
| RHP Starter | 30-8 |
| LHP Starter | 6-2 |
| Shutouts | 12-0 |
| Run-rule Games | 17-1 |
| Extra-inning Games | 0-1 |
| One-run Games | 3-2 |
| Two-run Games | 4-2 |
| Five-run + Games | 27-2 |
| Scored 0-2 Runs | 4-2 |
| Scored 3-5 Runs | 3-6 |
| Scored 6-9 Runs | 14-2 |
| Scored 10 + Runs | 15-0 |
| Opp. Scored 0-2 Runs | 27-0 |
| Opp. Scored 3-5 Runs | 9-3 |
| Opp. Scored 6-9 Runs | 0-5 |
| Opp. Scored 10 + Runs | 0-2 |
| Scored in 1st Inning | 21-1 |
| Opp. Scored in 1st Inning | 3-4 |
| Scored First | 27-4 |
| Opp. Scored First | 9-6 |
| Leading after 5 Innings | 18-2 |
| Trailing after 5 Innings | 2-6 |
| Tied after 5 Innings | 3-1 |
| Leading after 6 Innings | 17-1 |
| Trailing after 6 Innings | 0-7 |
| Tied after 6 Innings | 2-1 |
| Out-hit Opp. | 34-6 |
| Out-hit by Opp. | 2-4 |
| Hits are Tied | 0-0 |

NEWS AND NOTES

Volume 33

LSU softball's theme for the 2025 season is Volume 33, representing a new chapter in the program's 33rd season (not consecutive seasons).

The Series

LSU leads McNeese 55-13 in the all-time series and boats a 33-6 record when playing at Tiger Park.

The Tigers have won 16 of the last 17 games against the Cowgirls, and are currently on a three-game winning streak after defeating McNeese 12-2 earlier this month.

LSU has won 12 consecutive games played at Tiger Park.

Tigers in the Polls

Week 10 of the national rankings has LSU at No. 9 in the NFCA/GoRoute Division I Top 25 Poll, the ESPN.com/USA Softball Top 25 Poll, and No. 10 in the D1Softball Poll. In the latest rankings to begin week 11, LSU falls to No. 12 in the Softball America Poll.

SEC Stong in the Polls

The SEC is represented well in both the NFCA and USA Softball polls with 12 teams, including the top four teams. In the USA Softball Poll, there are seven SEC teams in the Top 10, and six in the Top 10 in the NFCA Poll.

Last season, all 13 SEC teams reached the NCAA Tournament for the fourth time in the league's history. The other three times came in 2017-2019.

RPI Dominance

LSU is at No. 6 in the latest RPI rankings. Six of the top 8 RPI teams are in the SEC, and nine SEC teams are in the top 16.

The 2025 Schedule

LSU's 2025 schedule will feature 39 games against 18 participants in the 2024 NCAA Tournament, including four WCWS participants (Alabama, Florida, Texas and UCLA). Overall, the Tigers are slated to play in 54 regular season games.

LSU has a 27-1 non-conference record with one midweek game remaining.

The Tigers opened its 24 SEC schedule with a sweep against No. 23 Kentucky on March 14-16 at Tiger Park and won the series 2-1 at No. 13/15 Georgia in their first SEC road series on March 21-23. The Tigers dropped its first SEC series against South Carolina on March 28 and 30, and bounced back with a 2-1 series win at home against No. 24/23 Alabama (April 4-6). LSU suffered a three-game skid at No. 3 Texas A&M (April 11-13) and fell 2-1 in the three-game series at No. 3 Texas (April 17-19). LSU will host a final SEC series against Florida (April 26-28) and will conclude the regular season at Arkansas (May 1-3). The 2025 SEC Tournament will be May 6-10 in Athens, Ga.

Strength of Schedule

The Tigers have played a Top 10 strength of schedule every year under Coach Torina.

LSU Strength of Schedule Rankings

2024 - No. 4
 2023 - No. 5
 2022 - No. 3
 2021 - No. 2
 2020 - N/A (Covid-19)
 2019 - No. 7
 2018 - No. 10
 2017 - No. 5
 2016 - No. 9
 2015 - No. 3
 2014 - No. 2
 2013 - No. 6
 2012 - No. 7

Tigers on TV

LSU will have nine televised SEC contests in the 2025 season. Eight will be broadcasted from Tiger Park, five on SEC Network, three on ESPN2 and one on ESPN.

The entire series against South Carolina (March 28-30) and Florida (April 26-28) will be televised. One game in the three-game series versus Alabama (April 6) will air on TV, and one game at Texas A&M (April 12) and at Texas (April 19) will be televised.

The Coaching Staff

Head Coach Beth Torina enters her 14th season at the helm of LSU softball and is the program's all-time leader in wins. The next longest tenured coach on staff is former LSU standout player and Assistant Coach Sandra [Simmons] Moton, who is in her seventh season overall, including her stint as a volunteer coach from 2019-23.

Assistant Coach Bryce Neal enters his second season with the program and will take the lead on LSU's hitting game, and Zach Jermain is in his second season as the Director of Player Performance and Analytics.

Former LSU Tigers Ciara Briggs and Taylor Pleasants join the coaching staff this season as graduate assistants, and Raelen Gutierrez is still around, working on the operations side.

NEWS AND NOTES

A Living Legend

Coach Torina has a 572-247 record at LSU and is 701-358 overall in her 18 seasons as a head coach. Torina won her 700th career game as a head coach in a 9-1 run-rule victory against Louisiana Tech on April 9, 2025. Torina won her 527th game at LSU to become the program's all-time leader in wins in the 1-0 shutout at No. 4 Tennessee on April 20, 2024. She surpassed LSU Hall of Fame Coach Yvette Girouard (2001-2011) who has 526 wins in 11 seasons. Coach Torina won game No. 500 at LSU in the 7-6 walk-off victory against then No. 6/8 Oklahoma State (Feb. 17, 2024). Torina is the second LSU Softball Head Coach to reach 500 wins and is one of five coaches in LSU history who have reached 500 career wins. Torina is the only active coach at LSU with 500 wins.

| Coach | Record |
|-------------------------------|----------------|
| Skip Bertman (Baseball) | 870-330-3 |
| DD Breaux (Gymnastics) | 868-467-7 |
| Paul Mainieri (Baseball) | 641-285-3 |
| Beth Torina (Softball) | 572-247 |
| Harry Rabenhorst (2 sports) | 569-505-7 |
| Men's Basketball | 340-264 |
| Baseball | 229-241-7 |
| Yvette Girouard (Softball) | 526-171-1 |

* Sports such as golf, cross country and track & field were not listed.

Four WCWS Trips Under Torina

The LSU softball program has advanced to the Women's College World Series (WCWS) four times under Torina. LSU and UCLA were the only programs that advanced to Oklahoma City during three-consecutive seasons during 2015-2017. LSU last appeared in the WCWS in 2017.

Last Time Out

LSU suffered a heartbreaking weekend at Texas, dropping the three-game series 2-1 and was walked off in the series opener and the series finale.

Maci Bergeron led the team with a .500 batting average on five hits and had three RBI, and Tatum Clopton recorded the club's only win in the circle. Clopton had a 1.24 ERA in 5.2 innings with a pair of strikeouts.

The LSU Pitching Staff

The LSU Tigers 2025 pitching staff ranks No. 3 in the SEC with a 2.50 ERA and has 12 shutouts.

In the SEC, LSU has allowed the fifth-least amount of runs (128) and fourth-least amount of earned runs (102). The Tigers have the fifth-lowest opposing batting average at .207 behind 267 strikeouts (No. 6 in SEC).

Solid Starts

The 2025 staff marks the fifth season that LSU has had three pitchers start a season 5-0 (2015, 2016, 2018, 2023 and 2025). This season, Sydney Berzon, Tatum Clopton and Jayden Heavener started the season 5-0.

Tigers at the Plate

LSU ranks No. 2 in the SEC and No. 7 in the NCAA with a .451 on-base percentage. In the NCAA, LSU ranks No. 15 with a .346 batting average No. 3 with 217 walks. The Tigers have 403 hits (No. 4 in SEC), 336 runs (No. 5 in SEC) and 302 RBI (No. 5 in SEC).

LSU has 19 games with 10 or more hits and 15 games with 10 or more runs this season.

Sticky Situations

When it comes to situational hitting in the SEC, LSU ranks No. 3 with a .324 batting average with two outs and 109 two-out RBI, and ranks No. 4 with a .356 average with runners in scoring position and a .355 average with runners on base.

Fifteen of LSU's 38 home runs have come with two outs. LSU has six players with double-digit two-out RBI, beginning with Tori Edwards (21), Maci Bergeron (20), Danieca Coffey (13), McKenzie Redoutey (13), Avery Hodge (10) and Jalia Lassiter (10).

Out Of The Gates

LSU scores roughly 56% of its runs in the first three innings, outscoring its opponents 189-51, including a 67-16 margin in the first frame. LSU scores has outscored its opponents 336-128 this season and 95-83 in six SEC series.

Slammin' Tigahs

LSU has hit six grand slams this season, marking a program record.

Tori Edwards (4), Danieca Coffey (1) and Jalia Lassiter (1) account for the Tigers five slams this season.

Multi Grand Slams in Single Season

LSU has had four consecutive seasons with a player hitting multiple grand slams. Tori Edwards is the new program record holder with four grand slams this season.

| Tori Edwards - 4 | 2025 |
|----------------------|------|
| Shemiah Sanchez - 3 | 2019 |
| Ali Newland - 2 | 2024 |
| Ciara Briggs - 2 | 2023 |
| Georgia Clark - 2 | 2022 |
| Kelsi Kloss - 2 | 2016 |
| Sahvanna Jaquish - 2 | 2015 |
| Anissa Young - 2 | 2009 |

Defensive Prowess

LSU ranks No. 6 in the SEC with a .971 fielding percentage.

The Tigers have been dominant defensively over the last couple seasons.

Last season, LSU matched a program record .976 fielding percentage (2010), turned 28 double plays, ranking No. 2 in program history in a single season (31 - 1998), and tied for the third-fewest errors in program history at 42 (2008).

In 2023, the Tigers ranked No. 3 in the SEC and No. 25 in the NCAA with a .975 fielding percentage and tied for a program season-low 41 errors.

Berzon is Still Berzon

Sydney Berzon is 15-5 in the circle with five shutouts, 16 complete games, a 2.39 ERA (No. 10 in SEC) and 87 strikeouts (No. 13 in SEC). Berzon has held opposing batters to a .229 average in 111.1 innings of work.

Berzon has a career record at 49-22, a 1.97 ERA, 399 strikeouts, 12 shutouts and nine saves, while holding opposing batters to a .221 average. Berzon's nine saves ranks No. 3 all-time in program history.

An All-Time Start in the Circle

Berzon has penned the best start to a season for an LSU pitcher by opening the 2025 season 13-0.

Behind Berzon is Mary Beth Gorsuch (2019), Carley Hoover (2016) and Ashley Czechner (2013) who all had 10-0 starts.

All-American Hurler

After becoming LSU's second freshman pitcher to be named an All-American in 2023, Sydney Berzon tallied her second NFCA All-American selection in 2024, adding to a legacy of five All-American pitchers under Coach Torina and fourth to earn multiple All-American selections.

Berzon comes off a 2024 season where she went 20-9 in the circle with a 1.78 ERA behind 185 strikeouts. She tossed three shutouts and 20 complete games, including a SEC Tournament record 14.0 innings on 208 pitches in a 2-1 victory over Alabama.

Berzon is the first pitcher to reach 20 or more wins in a single-season since 2016 when Carley Hoover posted a 22-8 record.

Torina's All-American Aces

As mentioned earlier, Coach Torina has developed five All-American pitchers during her time in the Bayou.

| | |
|------------------|------------------|
| Rachel Fico | 2012, 2013 |
| Allie Walljasper | 2015, 2017, 2018 |
| Carley Hoover | 2015, 2018 |
| Shelbi Sunseri | 2019 |
| Sydney Berzon | 2023, 2024 |

HEAVE HO!

Freshman pitcher Jayden Heavener opened her career and the 2025 season by tossing a perfect game in 6.0 innings against Charlotte (Feb. 7) that resulted in an LSU 8-0 victory.

Heavener struck out 13 batters in the game and became the third pitcher under Beth Torina to throw a perfect game, the second to throw a complete game as a freshman, and the first in program history to throw a perfect game in their collegiate debut.

SEC STANDINGS

| TEAM | CONF | CONF % | OVERALL | OVERALL % | STRK |
|-----------------|------|--------|---------|-----------|------|
| Texas A&M | 13-4 | .765 | 39-6 | .867 | L1 |
| Oklahoma | 13-5 | .722 | 39-5 | .886 | W3 |
| Texas | 13-5 | .722 | 41-6 | .872 | W1 |
| Tennessee | 12-6 | .667 | 37-9 | .804 | W5 |
| Florida | 11-7 | .611 | 39-10 | .796 | W2 |
| Arkansas | 10-8 | .556 | 34-9 | .791 | W4 |
| South Carolina | 9-8 | .529 | 34-11 | .756 | W2 |
| LSU | 9-9 | .500 | 36-10 | .783 | L1 |
| Ole Miss | 9-9 | .500 | 33-12 | .733 | W1 |
| Mississippi St. | 9-9 | .500 | 33-14 | .702 | L3 |
| Alabama | 8-10 | .444 | 31-18 | .633 | L2 |
| Kentucky | 6-11 | .353 | 27-19 | .587 | L2 |
| Georgia | 6-14 | .300 | 28-17 | .622 | L1 |
| Missouri | 4-14 | .222 | 23-26 | .469 | W1 |
| Auburn | 4-17 | .190 | 27-20 | .574 | L3 |

INDIVIDUAL CAREER RECORD WATCH

BATTING AVERAGE (MIN. 250 AT-BATS)

| | | |
|-------------|-----------------------|---------------------|
| .417 | Kirsten Shortridge | 2009-2010 |
| .382 | Bailey Landry | 2014-2017 |
| .372 | Bianka Bell | 2013-2016 |
| .371 | Danieca Coffey | 2021-Present |
| .368 | Ashlee Ducote | 1997-2000 |
| .364 | Lauren Castle | 2004-2006 |
| .363 | Leslie Klein | 2004-2006 |
| .356 | Jodi Otten | 1997-1998 |
| .353 | Aliyah Andrews | 2017-2021 |
| .353 | Stephanie Hastings | 1998-2001 |

ON-BASE PERCENTAGE (MIN. 250 AT-BATS)

| | | |
|-------------|-----------------------|---------------------|
| .487 | Bianka Bell | 2013-2016 |
| .463 | Danieca Coffey | 2021-Present |
| .457 | Sahvanna Jaquish | 2014-2017 |
| .453 | Kirsten Shortridge | 2009-2010 |
| .440 | Bailey Landry | 2014-2017 |
| .436 | Rachel Mitchell | 2007-2010 |
| .430 | Simone Heyward | 2011-2014 |
| .430 | Camille Harris | 2003-2006 |
| .430 | Ashlee Ducote | 1997-2000 |
| .427 | Lauren Castle | 2004-2006 |

TRIPLES

| | | |
|-----------|-----------------------|---------------------|
| 27 | Trena Peel | 1999-2002 |
| 20 | Bailey Landry | 2014-2017 |
| 20 | Dee Douglas | 1998-2001 |
| 19 | A.J. Andrews | 2012-2015 |
| 19 | Ashlee Ducote | 1997-2000 |
| 16 | Jodi Otten | 1997-1998 |
| 14 | Leslie Klein | 2004-2007 |
| 12 | Tara Asbill | 1997-2000 |
| 10 | Danieca Coffey | 2021-Present |
| 10 | Sandra Simmons | 2013-2016 |

WALKS

| | | |
|------------|-----------------------|---------------------|
| 165 | Sahvanna Jaquish | 2014-2017 |
| 141 | Bianka Bell | 2013-2016 |
| 130 | Georgia Clark | 2019-2023 |
| 122 | Rachel Mitchell | 2007-2010 |
| 119 | Taylor Pleasants | 2020-2024 |
| 117 | Danieca Coffey | 2021-Present |
| 116 | A.J. Andrews | 2012-2015 |
| 115 | Shelbi Sunseri | 2018-2022 |
| 115 | Julie Wiese | 2001-2004 |
| 110 | Ashley Langoni | 2009-2012 |

SAVES

| | | |
|----------|----------------------|---------------------|
| 12 | Britni Sneed | 1999-2002 |
| 10 | Carley Hoover | 2015-2018 |
| 9 | Sydney Berzon | 2023-Present |
| 8 | Ali Kilponen | 2019-2023 |
| 8 | Rachele Fico | 2010-2013 |

FIELDING PERCENTAGE

| | | |
|-------------|------------------------------------|---------------------|
| .996 | Cait Calland (266 chances) | 2020-2022 |
| .995 | Maci Bergeron (725 chances) | 2023-Present |
| .9923 | Kristen Hobbs (647 chances) | 2004-2007 |
| .9920 | Sydney Springfield (251 chances) | 2017-2018 |
| .9917 | Killian Roessner (1,678 chances) | 2005-2008 |
| .9911 | Jennie Reeves (1,239 chances) | 2000-2003 |
| .9908 | Leigh Ann Danos (759 chances) | 2002-2004 |
| .9897 | Raeleen Gutierrez (1,166 chances) | 2020-2024 |
| .9885 | Kelsi Kloss (1,046 chances) | 2013-2016 |
| .9885 | Jennifer Schuelke (1,300 chances) | 1998-2001 |

NEWS AND NOTES

LSU's List of Perfect Games

Heavener's perfect game on opening day was the sixth perfect game in program history and first since 2020. Below is a list of the perfect games thrown at LSU:

1. Jayden Heavener*

Charlotte (6 IP) Feb. 7, 2025

2. Maribeth Gorsuch

Belmont (7 IP) Feb. 22, 2020

3. Sydney Smith*

Tennessee Tech (5 IP) March 4, 2016

4. Rachele Fico

Southeastern La. (5 IP) Feb. 16, 2011

5. Tiffany Garcia

Grambling St. (5 IP) Feb. 16, 2006

6. Britni Sneed/Sarah Meadors*

Tennessee (5 IP) March 18, 2001

* Freshman Season

Heavener on the Season

Heavener is 11-3 with a 2.84 ERA and has the third-lowest opposing batting average in the conference at .164 behind 125 strikeouts (No. 6 in SEC) in 93.2 innings pitched. She has tallied five games with 10 or more strikeouts this season and has four shutouts.

Albiet a strike thrower, Heavener has handed out 62 walks and has hit 19 batters.

Heavener is the 2024 Florida Gatorade Player of the Year and helped Pace High School win the 2024 Florida 6A State Championship.

Heavener Earns Second SEC Freshman of the Week Accolade

Heavener repeated as the SEC Freshman of the Week on Feb. 17 after picking up two nationally ranked wins in the circle.

Heavener joins Sydney Berzon (2023), Carley Hoover (2015) and Allie Walljasper (2015) as LSU pitcher to win multiple SEC Freshman of the Week awards and is the second LSU Tiger to earn the award in consecutive weeks (Bianka Bell - 2013).

At the Purple & Gold Challenge, Heavener struckout 12 batters against then No. 21/22 Northwestern, and held then No. 17/18 Virginia Tech scoreless for the first five innings and concluded with five strikeouts. Heavener had a 1.50 ERA in the two complete-game appearances and had a staff-high 17 strikeouts and held batters to a .188 average in 14.0 innings.

Heavener Honored as SEC Freshman of the Week

Heavener was awarded the co-SEC Freshman of the week on Feb. 10 after striking out 13 batters and surrendered no hits or walks. She shared the award with Florida's outfielder Taylor Shumaker.

At the conclusion of opening weekend, Heavener led the SEC and ranked No. 3 in the NCAA with 15.2 strikeouts per seven innings and No. 10 in the SEC with 13 strikeouts.

An LSU Lefty?

Heavener is in rare air as she is the first left-handed pitcher with considerable innings pitched for LSU since Julie Stashko (1997-2000). Stashko had a 29-6 career record with a 1.68 ERA in 274.1 innings pitched.

Two other players in program history logged a few innings as a left-handed pitcher, but were utility players who played more in the field rather than pitched.

Two-time All-American outfielder Kirsten Shortridge (2009-2010) made 23 appearances in the circle and was 8-5 with 64 strikeouts in 81.1 innings pitched. Leslie Barron spent one season with LSU in 2002, and mostly played at first base. She threw 2.0 innings in two appearances and never was the pitcher of record.

The Clopton Comeback

In nine appearances this season, Tatum Clopton is 6-1 with one solo shutout and one combined shutout. In 41.0 innings pitched, she has a 1.88 ERA with 36 strikeouts and .150 opposing batting average. Clopton logged her first SEC start at Texas A&M on April 13 where she opened the game with three shutout innings and one hit. She logged her first SEC win at No. 3 Texas on April 18 where she fanned two in 5.2 innings.

Clopton threw a career-high 10 strikeouts in 7.0 innings against UT Arlington (Feb. 14). She is 7-1 all-time in the circle.

NEWS AND NOTES

One Thousand and Fifty-Seven Days

Clopton was sidelined the last two seasons, approximately 1,057 days, due to injury a shoulder injury. She was part of two WCWS teams at Oklahoma State before transferring to LSU after the 2023 season. In her return, Clopton earned a win against Charlotte (Feb. 8), where she combined for a shutout, throwing four strikeouts and gave up only one hit and one walk in her LSU debut.

As a freshman in 2022, Clopton was 1-0 in the circle with two appearances. She had eight strikeouts and joined in on one shutout. She logged five strikeouts and no earned runs on two hits in her lone career start, capturing her first win against Cal Baptist (Feb. 12, 2022).

Clopton is a two-time Kansas Gatorade Player of the Year.

Vallejo in Purple & Gold

Pitcher Ashley Vallejo is 2-1 this season with 12 strikeouts in 28.2 innings.

Vallejo threw in her first SEC game against Alabama on April 6. She also tossed 5.0 innings against Central Arkansas (Feb. 8) where she tallied two strikeouts, and gave up two hits in her first game as an LSU Tiger. She earned the win in a combined shutout. Vallejo threw another 5.0 innings against Nicholls (Feb. 22).

At the Judi Garman Classic, Vallejo threw three shutout innings against Weber State (March 1) where she struck out four batters and gave up one hit.

Heading East

Vallejo comes to LSU from McNeese State where she helped the Cowgirls to three consecutive regular-season Southland Conference titles (2021-2023) and was named the 2022 Southland Conference Pitcher of the Year. Vallejo has a 45-24 record in the circle with a 2.44 ERA, 306 strikeouts and 16 shutouts. Vallejo was two pitches away from upsetting Washington in the 2023 Super Regionals.

Oh Casanova!

Fifth-year senior and LSU graduate pitcher Emilee Casanova contributed to two shutout games during the 2025 opening weekend. Casanova struckout two batters, and gave up two hits in 3.0 innings.

In her career, Casanova is 6-0 in the circle with a 1.64 ERA, 35 strikeouts, three solo shutouts (4 combined) and has pitched 42.2 innings in 15 appearances.

Against The Best of the Best

LSU is 14-9 this season against nationally ranked teams.

In those 23 games, catcher Maci Bergeron leads the team with a .408 batting average on 29 hits, including six home runs, and has 24 RBI. Utility player Tori Edwards bats .397 and has 27 hits, six homers and 23 RBI. Edwards leads the team with a .779 slugging percentage.

HOT COFFEY!!

Danieca Coffey opened the season on a 39-game reached base streak and 25-game hitting streak that dated back to the 2024 season and are the longest hitting and reached streaks of her career.

Coffey leads the Tigers with 17 multi-hit games, 57 hits (No. 6 in SEC), a .549 on-base percentage (No. 7 in SEC), 45 runs (No. 10 in SEC) and sits second in the SEC with 43 walks. She ranks 13th in the SEC with a .419 batting average.

Coffey All-Time Rankings

The redshirt senior currently ranks No. 2 all-time in the LSU record book with a .463 on-base percentage and No. 4 with a .371 batting average. Coffey also ranks No. 6 with 117 walks and No. 9 with 10 triples.

She Does it All

Coffey hit her second career grand slam and drove in a career-high five RBI in the 9-1 victory over Weber State (March 1), marking the Tigers third grand slam this season. Coffey's first grand slam was at Mississippi State on May 8, 2022.

Coffey Returns

Coffey returns to the hot corner after sustaining a season-ending injury 16 games into the 2024 season. At the time of her injury, Coffey led LSU with a .404 batting average on 19 hits, scored 16 runs and drove in 11 RBI.

Coffey Tabbed SEC Player of the Week for a Second Time

Coffey earn her second SEC Player of the Week accolade of the season (March 11) and third in her career after pacing LSU with a .750 batting average on nine hits with seven walks and a .800 on-base percentage over five games on March 5-9. Coffey logged three multi-hit games on the weekend.

Coffey Earns SEC Player of the Week

Coffey was tabbed the SEC Player of the Week on Feb. 24 after leading LSU with a .700 batting average on seven hits, a 1.300 slugging percentage with three extra-base hits, scored seven runs and drew six walks. Coffey hit her first home run of the season and sixth of her career in a 2-for-3 performance against Southern Miss (Feb. 22). Coffey's honor marked LSU's third consecutive weekly award to open the season.

Two Named to USA Softball Top 53 Watch List

Berzon and Coffey were named to the 2025 USA Softball Collegiate Player of the Year Top 53 Watch List. The USA Softball Collegiate Player of the Year Award is recognized as the most distinguished individual honor in NCAA Division I Softball.

Represented on the Top 53 Watch List are 26 universities across seven conferences. The SEC leads the athletic conferences with 23 athletes.

The Top 25 Finalists for the 2025 USA Softball Collegiate Player of the Year award will be announced on April 30. While an athlete does not have to be on the watch list to be considered for the Top 25, the eventual USA Softball Collegiate Player of the Year will come from the Top 25 Finalists. The Top 10 Finalists will be revealed on May 14, and the Top 3 released on May 20. The 2025 USA Softball Collegiate Player of the Year will be announced prior to the 2025 NCAA Women's College World Series May 6-10, in Oklahoma City.

Tori Rakes

Utility player Tori Edwards leads the team with 64 RBI (No. 2 in SEC), and has 16 home runs (No. 3 in SEC). She has a team-high .421 batting average (No. 12 in SEC) behind 56 hits, 45 runs and has 29 extra-base hits.

Edwards has two games with multiple home runs this season, most recently done against ULM (March 5), where she drove in a season-high six RBI.

Edwards' first career home run was a grand slam against Charlotte (Feb. 8). Her second slam was against Nicholls (Feb. 22), becoming the eighth LSU Tiger to hit multiple grand slams in a single season. Her third slam was her first against an SEC opponent, which came in game one against South Carolina (March 28), and No. 4 was at Texas A&M on April 12.

Greatest Freshman Season Ever?

With a couple of weeks remaining in the regular season, Edwards is making a case of putting together the greatest offensive season by a freshman in program history. Among LSU freshmen, Edwards is the current record holder with a .421 batting average and 64 RBI and ranks No. 2 in home runs in a single season. As you will see later in the notes, Edwards is sitting inside the top five all-time in a few categories.

| Name | Home Runs | Year |
|---------------------|-----------|-------------|
| Sahvanna Jaquish | 17 | 2014 |
| Tori Edwards | 16 | 2025 |
| Leslie Klein | 14 | 2004 |
| Taylor Pleasants | 13 | 2021 |
| Bianka Bell | 12 | 2013 |
| Rachel Mitchell | 12 | 2007 |
| Julie Wiese | 12 | 2001 |
| Sydney Springfield | 10 | 2017 |

NEWS AND NOTES

Edwards Earns First SEC Award

Edwards powered her way to being named the SEC Freshman of the Week (March 18) after batting .462 on six hits, scored five runs and had nine RBI in a 4-0 weekend for the Tigers. Edwards launched three home runs, including two in the SEC series versus Kentucky, and had three multi-RBI games.

After a four RBI game that featured a home run against ULL, Edwards hit a go-head two-run shot in the game two series-clinching win over Kentucky, and hit a solo shot in the series finale.

Louisiana's Finest

Catcher Maci Bergeron is having a career season at the plate, batting .411, has a .536 on-base percentage, which ranks No. 9 in the SEC and has also drawn 36 walks. Bergeron's numbers this season are astonishing compared to her numbers in her first two seasons in multiple categories.

| Category | 2023-24 | 2025 |
|--------------------|---------|------|
| Batting Average | .239 | .411 |
| Hits | 53 | 53 |
| Extra-Base Hits | 14 | 18 |
| Home Runs | 5 | 9 |
| RBI | 27 | 46 |
| Walks | 25 | 36 |
| Strikeouts | 46 | 13 |
| On-base Percentage | .320 | .536 |

The Cajun Cannon

Defensively, Bergeron ranks No. 7 in the SEC with 252 putouts and has 10 assists and two errors for a total of 264 chances (No. 6 in SEC). The backstop has thrown out four runners trying to steal this season.

Bergeron currently ranks No. 2 all-time with a .995 fielding percentage on 794 chances in the program's record book. She leads the program in fielding percentage with a minimum of 700 chances.

Smash Sisters

The power in the lineup comes from Bergeron and Edwards, who have hit 25 of LSU's 38 home runs this season, including 12 of 18 home runs in the month of March.

Edwards rank No. 4 in the SEC with an .880 slugging percentage and Bergeron is slugging .690. They have combined for 206 total bases this season. Edwards has 117 total bags (No. 4 in SEC) and Bergeron has 89.

Single Season Record Watch

A few Tigers are looking to write their names in the single season record books by putting up historic numbers for the program. If the season ended today, below is where they would rank:

Batting Average (Min. 100 At-Bats)

| Name | Stat | Ranks |
|---------------|------|-------|
| Tori Edwards | .421 | No. 4 |
| Danica Coffey | .419 | No. 5 |
| Maci Bergeron | .411 | No. 7 |

On-Base Percentage (Min. 100 At-Bats)

| Name | Stat | Ranks |
|---------------|------|-------|
| Danica Coffey | .549 | No. 1 |
| Maci Bergeron | .536 | No. 2 |
| Tori Edwards | .515 | No. 5 |

Slugging Percentage (Min. 100 At-Bats)

| Name | Stat | Ranks |
|---------------|------|-------|
| Tori Edwards | .880 | No. 1 |
| Maci Bergeron | .690 | No. 6 |

RBI

| Name | Stat | Ranks |
|--------------|------|-------|
| Tori Edwards | 64 | No. 4 |

Lassiter is Heating Up

Outfielder Jalia Lassiter has three games batting 1.000 with at least three at-bats. She has a .331 average on the year with 49 hits, 45 runs and 27 RBI.

Lassiter has put together a few solid weekends, including her performance in the series at Georgia (March 21-23) where she led LSU, batting 5-for-10 and had team-high five RBI. She had two extra-base hits, including her first career grand slam in that series. Lassiter went 4-for-4 at the plate with four RBI in game two at Georgia.

The following weekend she hit her second home run of the season versus South Carolina.

Lassiter had a stretch of four consecutive two-hit games from March 30-April 5.

Outfield U Addition

Lassiter is a two-time All-Region selection from Ole Miss, where she logged a .302 batting average with 109 hits, including nine triples, scored 72 runs and had 51 RBI in two seasons with the Rebels. She has a .994 career fielding percentage in the outfield with 171 putouts, four assists and one error in 176 chances.

Last season, Lassiter ranked No. 3 in the SEC with a .314 batting average and No. 9 with 61 hits.

Geaux Hodge!

Infielder Avery Hodge recorded her 10th multi-hit game of the season after a career-high three hits at McNeese (April 1). On the season, Hodge batting .345 on 40 hits, including her first career home run at UL Lafayette (March 25). Hodge has scored 29 runs, has 23 RBI and is 10-for-12 in stolen bases.

Defensively, she ranks No. 8 in the SEC with 83 assists.

Hodge transferred to LSU after winning two National Championships at Oklahoma. Last season she had 21 hits, 28 runs and nine RBI and totaled six extra-base hits. In the 2024 Women's College World Series, Hodge tallied four hits, including two doubles and scored four runs to help the Sooners win the title.

Last Ride for Redoutey

Outfielder McKenzie Redoutey, the active career LSU home runs leader with 17 after hitting her third of the season at Texas (April 19). Redoutey bats .331 with 42 hits, 39 RBI, has a team-high 11 doubles and two triples. Redoutey is one of five LSU Tigers with double-digit extra-base hits this season (16).

After struggling on opening weekend with a 2-for-12 showing, Redoutey batted .341 (15-for-44) in the next three weekends and led the team with nine extra-base hits and 18 RBI in that span.

Check Her Track Record

Redoutey has tallied back-to-back .300 batting average seasons (2023-24), and had a career-high 53 hits in 2024.

She is the longest tenured Tiger in the outfield and has 22 putouts and two assists this season.

La-YES!!

Outfielder Jadyn Laneaux has registered a .321 batting average on 34 hits, including six doubles and one triple, and has 16 RBI.

Laneaux turned in two-hit games in four of six games from March 23-April 1.

On the season, Laneaux has 63 putouts, including a game-saving over-the-shoulder catch in left field in the 3-2 walk-off victory against Southeastern Louisiana (Feb. 9).

Sierra D 23

Infielder Sierra Daniel has 55 assists and 37 putouts with three errors. Daniel matched her career-high of five assists against then-No. 23 Kentucky (March 14).

The Arizona native is averaging .365 at the plate and has 25 runs, 27 hits, including two home runs, and has 17 RBI.

Daniel hit her first career home run, a two-run shot against Weber State (March 1), and hit her first SEC dinger, a solo shot at Georgia (March 21).

A True Overcomer

In August 2023 during a physical, it was discovered that Daniel had Wolff Parkinson White Syndrome, a heart condition that causes the heart to beat abnormally fast for periods of time.

With the help of our partners at Our Lady of the Lake, Daniel was able to have a procedure to address this issue. She missed roughly one week of practice in the fall of 2023 before being fully cleared to return with no complications.

NEWS AND NOTES

Kee Kee!

Utility player Maddox McKee got the start at McNeese on April 1, and rewarded the decision with her first career home run as part of a six-run sixth inning.

McKee has started in 26 games and appeared in 32 this season. She has a .288 batting average, 21 hits, 18 runs and has 12 RBI. She also has 17 assists and 21 putouts.

Bedell on the Come Up

Utility player Savanna Bedell has 13 starts on the season, 12 as the designated player and one at right field. She has 12 hits and seven RBI this season. In a small sample size of 20 games, Bedell has a .279 batting average behind 12 hits and has scored 10 runs.

Bedell led LSU in the South Carolina series with a .500 batting average, four hits, including her first career home run, and added two RBI and a walk.

Walker's Time

Utility player McKaela Walker is hitting .186 on eight hits, including one home run, has scored 12 runs and has 11 RBI in 22 games this season.

Walker made three starts as a designated player and appeared in 14 games last season, had two hits with three runs and five walks. Her first hit last season was her first collegiate home run, a three-run shot at Nicholls on March 26, 2024.

M&M

Madyson Manning started in all 18 games she appeared in last season, batting .320 with eight hits. Defensively, she had a .946 fielding percentage at third base with 23 assists and 12 putouts. Manning made her first career start in the SEC series at No. 4 Tennessee on April 20, 2024.

Manning has appeared in seven games in 2025 and has two hits, one run and two RBI.

Portal Pickups

LSU picked up three solid players in the transfer portal, beginning with infielder Avery Hodge (Oklahoma), outfielder Jalia Lassiter (Ole Miss) and pitcher Ashley Vallejo (McNeese).

True Freshmen

LSU welcomes six true freshmen to the 2025 roster, including Zoe Calvez (Orlando, Fla.), Alix Franklin (St. Amant, La.), Destiny Harris (Norfolk, Va.), Jayden Heavener (Pace, Fla.), Sa'Mya Jones (Pearland, Texas), Jada Phillips (Bradenton, Fla.).

Harris, Heavener, Phillips and Jones were named to a few watch lists as freshmen.

Preseason All-SEC Rankings

The LSU Tigers have picked to finish sixth in the 2025 SEC Softball Preseason Coaches Poll and have three players in Sydney Berzon, Danieca Coffey and Jalia Lassiter listed on the 2025 Preseason All-SEC Team.

Texas is picked to win the SEC in its first season in the league, totaling 186 points and seven first-place votes. Florida, the reigning SEC Tournament Champions, is selected to finish second with 181 points and six first-place votes, and Oklahoma, the four-time defending National Champions, round out the top three spots with 170 points and the final two first-place votes.

| Place | Team | Points |
|-------|-------------------|--------|
| 1. | Texas (7) | 186 |
| 2. | Florida (6) | 181 |
| 3. | Oklahoma (2) | 170 |
| 4. | Tennessee | 158 |
| 5. | Texas A&M | 153 |
| 6. | LSU | 115 |
| 7. | Arkansas | 104 |
| 8. | Georgia | 103 |
| 9. | Missouri | 100 |
| 10. | Alabama | 97 |
| 11. | Kentucky | 55 |
| 12. | Mississippi State | 54 |
| 13. | Auburn | 37 |
| 14. | Ole Miss | 34 |
| 15. | South Carolina | 28 |

A Quick 2024 Recap

After starting the 2024 season 24-0, LSU concluded the year with a 44-17 record, marking its seventh 40-plus win season over a 10-year span. LSU reached the NCAA Tournament for the 18th consecutive season and 25th time in program history.

The Tigers were the No. 9 seed in the NCAA Tournament and faced off against No. 8 seed Stanford in the NCAA Super Regional round. It was LSU's first Super Regional appearance since 2021 and 10th Supers appearance all-time.

Softball Signed Six for the 2026 Season

Head coach Beth Torina announced in the fall the signing of six players during 2024 Signing Day.

The Tigers signed utility player Gradie Appling (Juliette, Ga.), pitcher Cali Deal (Quitman, La.), outfielder Rylie Johnson (Spotsylvania, Va.), utility pitcher Ashlin Mowery (Lancaster, Ohio), infielder Ci'Ella Pickett (Mentone, Calif.) and pitcher Lauryn Soeken (Katy, Texas).

Tigers With Degrees

LSU has three graduates on the 2025 roster. Emilee Casanova and Danieca Coffey are LSU graduates, while transfer Ashley Vallejo graduated from McNeese.

Tigers in the AUSL

The Athletes Unlimited Softball League had its inaugural draft in late January where Aliyah Andrews, Ciara Briggs, Carley Hoover and Savannah Jaquish were selected. Andrews, Briggs and Hoover were selected by the Blaze, while Jaquish was picked by the Talons coached by former LSU Assistant Coach Howard Dobson (2012-2024).

LAST TIME A TIGER....

| | |
|---|---|
| Scored three runs in a game: | Jalia Lassiter, at No. 3 Texas, 04/18/25 |
| Scored four runs in a game: | Aliyah Andrews & Morgan Smith, North Dakota 02/17/21 |
| Had four hits in a game: | Raeleen Gutierrez, No. 13/15 Arkansas 04/27/24 |
| Had five hits in a game: | Sahvanna Jaquish, at South Carolina, 04/19/14 |
| Had five RBIs in a game: | Tori Edwards, No. 10/11 South Carolina, 03/28/25 |
| Had six RBIs in a game: | Tori Edwards, ULM, 03/05/25 |
| Had seven RBIs in a game: | Amanda Doyle, North Dakota, 02/17/21 |
| Had nine RBIs in a game: | Bianka Bell, at Louisiana Tech, 03/15/16 |
| Had two doubles in a game: | Tori Edwards, at No. 3 Texas A&M 04/11/25 |
| Had three doubles in a game: | Taylor Pleasants, at Texas A&M, 04/09/22 |
| Had two triples in a game: | Constance Quinn, vs. Bethune-Cookman, 02/23/17 |
| Had two home runs in a game: | Maci Bergeron, No. 23 Kentucky, 03/16/25 |
| Had three home runs in a game: | Bianka Bell, Kellsie Kloss, at Louisiana Tech, 03/15/16 |
| Hit a grand slam: | Tori Edwards, at No. 3 Texas A&M, 04/12/25 |
| Lead off game with home run: | Ali Newland, ULM, 04/02/24 |
| Lead off inning with home run: | Taylor Pleasants, Liberty, 05/04/24 |
| Hit an inside-the-park home run: | Raeleen Gutierrez, at Southeastern Louisiana, 03/16/21 |
| Hit a walk-off home run to win regulation game: | Taylor Pleasants, Utah, 02/17/23 |
| Hit a walk-off home run to win an extra inning game: | Karli Petty, Southeastern Louisiana, 04/10/24 |
| Had eight total bases in a game: | Jalia Lassiter, at No. 13/15 Georgia, 03/22/25 |
| Had nine total bases in a game: | Tori Edwards, ULM, 03/05/25 |
| Had 10 total bases in a game: | Taylor Pleasants, Liberty, 02/21/21 |
| Had 13 total bases in a game: | Bianka Bell, at Louisiana Tech, 03/15/16 |
| Had 14 total bases in a game: | Kellsie Kloss, at Louisiana Tech, 03/15/16 |
| Drew three walks in a game: | Danieca Coffey, No. 17/18 Virginia Tech, 02/15/25 |
| Drew four walks in a game: | Sahvanna Jaquish, Missouri, 04/29/17 |
| Drew five walks in a game: | Taylor Pleasants, Sam Houston St., 02/22/20 |
| Drew two intentional walks in a game: | Amanda Doyle, Auburn, 03/11/18 |
| Drew three intentional walks in a game: | Shelbi Suneri, USC Upstate, 03/01/19 |
| Hit by pitch twice in a game: | Maddox McKee, Southeastern La., 02/09/25 |
| Hit by pitch three times in a game: | Taylor Pleasants, vs. UL-Lafayette, 05/22/21 |
| Had two sacrifice hits in a game: | Madysen Manning, No. 13/15 Arkansas, 04/26/24 |
| Had three sacrifice hits in a game: | Tara Asbill, at Alabama [Gm 1], 05/05/00 |
| Had two sacrifice flies in a game: | Morgan Cummins, Sam Houston St., 02/22/20 |
| Had two stolen bases in a game: | Tori Edwards, Louisiana Tech, 04/09/25 |
| Had three stolen bases in a game: | Ciara Briggs, Illinois State, 03/08/20 |
| Had four stolen bases in a game: | Aliyah Andrews, Oregon State, 02/17/18 |
| Seven-inning complete-game shutout: | Sydney Berzon, South Alabama, 03/07/25 |
| Extra-inning complete-game shutout: | Shelbi Suneri, Ole Miss [8 IP], 04/01/21 |
| Tossed a seven-inning perfect game: | Maribeth Gorsuch, Belmont [7 IP], 02/22/20 |
| Tossed a perfect game: | Jayden Heavener, Charlotte [6 IP], 02/07/25 |
| Tossed a no-hitter: | Jayden Heavener, Charlotte [6 IP], 02/07/25 |
| Tossed a combined no-hitter: | Kilponen, Edwards, Abrams, Florida A&M, 02/09/20 |
| Seven-inning no-hitter: | Kelley Lynch, Auburn, 04/13/24 |
| Seven-inning complete-game one-hitter: | Ali Kilponen, Stephen F. Austin, 02/27/22 |
| Recorded 13 strikeouts in a game: | Jayden Heavener, Charlotte [6 IP], 02/07/25 |
| Recorded 14 strikeouts in a game: | Ali Kilponen, Central Arkansas, 02/23/21 |
| Recorded 15 strikeouts in a game: | Ali Kilponen, Campbell, 03/07/20 |
| Recorded 16 strikeouts in a game: | Maribeth Gorsuch, Belmont, 02/22/20 |
| Recorded 17 strikeouts in a game: | Brittany Mack, at No. 10 Missouri [Gm 1], 05/27/11 |
| Recorded 18 strikeouts in a game: | Rachele Fico, vs. Syracuse, 05/20/11 |
| Recorded 19 strikeouts in a game: | Britni Sneed, vs. Oklahoma, 05/26/01 |
| Recorded 22 strikeouts in a game: | Rachele Fico, at Mississippi State, 03/08/13 |
| Pitched 10+ innings: | Sydney Berzon, Boise State, 02/22/24 |
| Pitched 11+ innings: | Ashley Czechner, vs. Harvard, 02/28/14 |
| Pitched 13+ innings: | Sydney Berzon, vs. #20 Alabama [14 IP], 05/08/24 |
| Pitched 19+ innings: | Allie Walljasper, Ole Miss, 04/06/18 |
| Had 18 putouts: | Morgan Russell, vs. Syracuse, 05/20/11 |
| Had 19 putouts: | Jennifer Schuelke, vs. Oklahoma, 05/26/01 |
| Had 24 putouts: | Raeleen Gutierrez, vs. #20 Alabama, 05/08/24 |
| Had 26 putouts: | Amanda Doyle, Ole Miss, 04/11/18 |
| Had six assists: | Taylor Pleasants, No. 3 Texas 03/12/24 |
| Had seven assists: | Taylor Pleasants, No. 19/25 UL Lafayette, 04/16/24 |
| Had eight assists: | Taylor Tidwell, vs. UL-Lafayette, 05/23/21 |
| Had nine assists: | Taylor Pleasants, vs. #20 Alabama, 05/08/24 |
| Had 10 assists: | Becca Schulte, Ole Miss, 04/06/18 |

Inning-by-Inning

| SCORE BY INNINGS | 1 | 2 | 3 | 4 | 5 | 6 | 7 | 8 | 9 | 10 + | TOTALS |
|------------------|----|----|----|----|----|----|----|---|---|------|--------|
| LSU | 67 | 64 | 58 | 53 | 35 | 40 | 19 | 0 | 0 | 0 | 336 |
| Opponents | 16 | 15 | 20 | 26 | 20 | 15 | 14 | 2 | 0 | 0 | 128 |

HONORS & AWARDS

Sydney Berzon

- USA Softball Top 50 Watch List
- Preseason All-SEC Selection
- D1Softball Preseason All-American First Team
- Softball America Preseason All-American First Team

Danieca Coffey

- SEC Player of the Week (March 11)
- Softball America Star of the Week (Feb. 25)
- SEC Player of the Week (Feb. 24)
- USA Softball Top 50 Watch List
- Preseason All-SEC Selection

Tori Edwards

- SEC Freshman of the Week (March 18)
- D1Softball Freshman of the Week (March 18)

Jayden Heavener

- SEC Freshman of the Week (Feb. 17)
- SEC Freshman of the Week (Feb. 10)

Jalia Lassiter

- Preseason All-SEC Selection

Beth Torina

- NFCA 2024 Humanitarian Award

Multi Hit Games, Multi RBI Games, Streaks

Multiple-Hit Games

(Career # in parentheses)

| | 2 | 3 | 4 | 5+ | Total |
|-----------|---------|--------|-------|----|---------|
| Coffey | 14 (56) | 3 (15) | - | - | 17 (71) |
| Edwards | 11 (11) | 6 (6) | - | - | 17 (17) |
| Bergeron | 15 (21) | 1 (3) | - | - | 16 (24) |
| Lassiter* | 10 (10) | 2 (2) | 1 (1) | - | 13 (13) |
| Redoutey | 9 (33) | 2 (6) | - | - | 11 (39) |
| Hodge* | 10 (10) | 1 (1) | - | - | 11 (11) |
| Laneaux | 8 (8) | 1 (1) | - | - | 9 (9) |
| Daniel | 5 (12) | - (1) | - | - | 5 (13) |
| McKee | 3 (4) | 2 (3) | - | - | 5 (7) |
| Bedell | 2 (2) | 1 (1) | - | - | 3 (3) |
| Walker | 1 (1) | - | - | - | 1 (1) |
| Manning | - (1) | - | - | - | - (1) |
| Peterson | - (1) | - | - | - | - (1) |

Multiple-RBI Games

(Career # in parentheses)

| | 2 | 3 | 4 | 5+ | Total |
|-----------|--------|-------|-------|-------|---------|
| Edwards | 8 (8) | - | 5 (5) | 3 (3) | 16 (16) |
| Redoutey | 8 (24) | 4 (8) | - (1) | - | 12 (33) |
| Bergeron | 3 (7) | 6 (7) | 1 (1) | 1 (1) | 11 (16) |
| Coffey | 6 (16) | 2 (6) | - (2) | 1 (1) | 9 (25) |
| Lassiter* | 4 (4) | 1 (1) | 1 (1) | - | 6 (6) |
| Daniel | 4 (4) | 1 (1) | - | - | 5 (5) |
| Hodge* | 3 (3) | 1 (1) | - | 1 (1) | 5 (5) |
| Walker | 2 (3) | 1 (2) | - | - | 3 (5) |
| McKee | 3 (4) | - | - | - | 3 (4) |
| Laneaux | 2 (2) | 1 (1) | - | - | 3 (3) |
| Savoy | - (1) | - | - | - | - (1) |

* = During LSU Career Only

Longest Hitting Streak

| | Current | 2025 | Career |
|-----------|---------|------|----------------|
| Coffey | 5 | 15 | 25 (2024-25) |
| Bergeron | 5 | 8 | 8 (2025) |
| Daniel | 3 | 8 | 8 (2025) |
| Lassiter* | 3 | 5 | 5 (2025) |
| Redoutey | 1 | 9 | 9 (2025) |
| Harris | 1 | 1 | 1 (2025) |
| Hodge* | - | 9 | 9 (2025) |
| Edwards | - | 7 | 7 (2025) |
| Laneaux | - | 6 | 6 (2025) |
| McKee | - | 5 | 5 (2025) |
| Walker | - | 3 | 3 (2025) |
| Bedell | - | 2 | 2 (2025) |
| Manning | - | 1 | 3 (2024) |
| Peterson | - | 1 | 3 (2022) |
| Giglio | - | - | 1 (2023, 2024) |
| Savoy | - | - | 1 (2024) |
| Townsend | - | - | 1 (2023) |

Longest Reached Based Streak

| | Current | 2025 | Career |
|-----------|---------|------|----------------------|
| Bergeron | 11 | 17 | 17 (2024-25, 2025) |
| Coffey | 5 | 29 | 39 (2024-25) |
| Daniel | 3 | 9 | 9 (2025) |
| Lassiter* | 3 | 9 | 9 (2025) |
| Edwards | 2 | 17 | 17 (2025) |
| Laneaux | 2 | 11 | 11 (2025) |
| Savoy | 2 | 2 | 2 (2025) |
| Redoutey | 1 | 12 | 12 (2025) |
| McKee | 1 | 7 | 7 (2025) |
| Giglio | 1 | 1 | 1 (2023, 2024, 2025) |
| Harris | 1 | 1 | 1 (2025) |
| Hodge* | - | 13 | 13 (2025) |
| Walker | - | 4 | 7 (2023) |
| Peterson | - | 3 | 5 (2022) |
| Bedell | - | 2 | 2 (2025) |
| Manning | - | 1 | 5 (2024) |
| Townsend | - | - | 1 (2023) |

* = During LSU Career Only

2025 NCAA Individual as of April 21

| Statistic | Player | National Rank | Conference Rank | Value | National Leader | Value | Conference Leader | Value |
|---|---|------------------|-----------------|-------------------------|---|----------------|--|----------|
| Assists (149 ranked) | Avery Hodge | 149 | 8 | 83 | Ariel Fifita, Utah St. | 146 | Kali Heivilin, Alabama | 102 |
| Assists Per Game (139 ranked) | | | | | Ariel Fifita, Utah St. | 3.24 | Kali Heivilin, Alabama | 2.17 |
| Batting Average (150 ranked) | Tori Edwards Danieca Coffey Maci Bergeron | 72 78 94 | 12 13 16 | 0.421 0.419 0.411 | Sophia Knight, Boise St. | 0.520 | Bri Ellis, Arkansas | 0.490 |
| Caught Stealing By (131 ranked) | | | | | Thais Uyema, Bethune-Cookman | 22 | 4 players tied | 7 |
| Complete Games (274 ranked) | Sydney Berzon Jayden Heavener | 9 107 | 1 8 | 16 9 | Sydney Horan, Quinnipiac Madilyn Reeves, Miami (OH) Kasey Ricard, Boston U. | 20 20 20 | Sydney Berzon, LSU | 16 |
| Doubles (149 ranked) | Tori Edwards Jalia Lassiter McKenzie Redoutey | 63 149 149 | 7 15 15 | 13 11 11 | Olivia Shaw, Samford | 20 | Karley Shelton, South Carolina Taylor Shumaker, Florida | 16 16 |
| Doubles Per Game (148 ranked) | Tori Edwards | 122 | 9 | 0.28 | Dahlia Palacio, Hofstra | 0.47 | Karley Shelton, South Carolina | 0.36 |
| Earned Run Average (150 ranked) | Sydney Berzon | 88 | 10 | 2.39 | Nijaree Canady, Texas Tech | 0.83 | Karlyn Pickens, Tennessee | 0.96 |
| Games Started (277 ranked) | Sydney Berzon Jayden Heavener | 141 223 | 9 14 | 18 16 | Brooklynn Stohler, Northwestern St. | 31 | Miali Guachino, Ole Miss | 23 |
| Hit Batters (102 ranked) | | | | | 13 players tied | 1 | 5 players tied | 5 |
| Hit By Pitch (299 ranked) | | | | | Kaniya Bragg, UCLA | 19 | Amari Harper, Texas A&M Kiarra Sells, Mississippi St. | 15 15 |
| Hit by Pitch per Game (150 ranked) | | | | | Kenadie Gonzalez, Iona | 0.52 | Amari Harper, Texas A&M | 0.41 |
| Hits (137 ranked) | Danieca Coffey Tori Edwards Maci Bergeron | 84 92 137 | 6 9 17 | 57 56 53 | Sophia Knight, Boise St. | 92 | Kendra Falby, Florida | 73 |
| Hits Allowed Per Seven Innings (150 ranked) | Jayden Heavener Sydney Berzon | 8 149 | 2 22 | 3.96 6.22 | Lyndsey Grein, Oregon | 3.54 | Karlyn Pickens, Tennessee | 3.91 |
| Home Runs (243 ranked) | Tori Edwards Maci Bergeron | 21 191 | 3 32 | 16 9 | Cori McMillan, Virginia Tech | 23 | Bri Ellis, Arkansas | 22 |
| Home Runs Per Game (147 ranked) | Tori Edwards | 30 | 3 | 0.35 | Cori McMillan, Virginia Tech | 0.52 | Bri Ellis, Arkansas | 0.51 |
| Innings Pitched (250 ranked) | Sydney Berzon | 151 | 12 | 111.1 | Madilyn Reeves, Miami (OH) Kasey Ricard, Boston U. | 196.2 196.2 | SJ Geurin, Auburn | 140.1 |
| On Base Percentage (150 ranked) | Danieca Coffey Maci Bergeron Tori Edwards | 20 33 60 | 7 9 16 | 0.549 0.536 0.515 | Bri Ellis, Arkansas | 0.646 | Bri Ellis, Arkansas | 0.646 |
| Pitching Appearances (290 ranked) | | | | | SJ Geurin, Auburn Erin Metz, Valparaiso | 39 39 | SJ Geurin, Auburn | 39 |
| RBI's (141 ranked) | Tori Edwards Maci Bergeron | 7 67 | 2 11 | 64 46 | Katherine Rodriguez, North Carolina | 77 | Taylor Shumaker, Florida | 68 |
| Runs (49 ranked) | | | | | Alex Brown, Clemson Kendra Falby, Florida Mykenzie Hanna, Boise St. | 59 59 59 | Kendra Falby, Florida | 59 |
| Runs Batted In Per Game (146 ranked) | Tori Edwards Maci Bergeron | 9 90 | 3 15 | 1.39 1.00 | Katherine Rodriguez, North Carolina | 1.60 | Bri Ellis, Arkansas | 1.44 |
| Runs per Game (150 ranked) | Danieca Coffey Tori Edwards Jalia Lassiter | 78 78 78 | 12 12 12 | 0.98 0.98 0.98 | Peyton Pusey, Marist | 1.38 | Bri Ellis, Arkansas | 1.23 |
| Sacrifice Bunts per game (150 ranked) | | | | | Kayla Falterman, Louisiana | 0.46 | Dallis Goodnight, Georgia | 0.20 |
| Sacrifice Flies (116 ranked) | McKenzie Redoutey Danieca Coffey Jalia Lassiter | 38 116 116 | 6 18 18 | 4 3 3 | Bella Fuentes, UC Santa Barbara | 10 | Brooke Blankenship, South Carolina Mia Scott, Texas | 6 6 |
| Saves (88 ranked) | Sydney Berzon | 88 | 11 | 2 | Ainsley Lambert, Fla. Atlantic | 9 | Sam Gress, South Carolina | 5 |
| Shutouts (142 ranked) | Sydney Berzon Jayden Heavener | 10 21 | 2 5 | 5 4 | Maya Johnson, Belmont | 10 | Miali Guachino, Ole Miss | 6 |
| Slugging Percentage (300 ranked) | Tori Edwards Maci Bergeron | 22 151 | 4 22 | 0.880 0.690 | Bri Ellis, Arkansas | 1.216 | Bri Ellis, Arkansas | 1.216 |
| Stolen Base Percentage (57 ranked) | | | | | Savannah Groshong-Kirk, Grand Canyon Kedre Luschar, Oregon | 1.000 1.000 | Kayden Henry, Texas | 0.962 |
| Stolen Bases (265 ranked) | | | | | Kai Luschar, Oregon | 48 | Audrey Vandagriff, Alabama | 47 |

2025 NCAA Individual

as of April 21

| Statistic | Player | National Rank | Conference Rank | Value | National Leader | Value | Conference Leader | Value |
|--|-----------------|---------------|-----------------|-------|------------------------------|-------|----------------------------|-------|
| Stolen Bases Per Game (149 ranked) | | | | | Ka'Liyah Gipson, Jackson St. | 1.14 | Audrey Vandagriff, Alabama | 1.00 |
| Strikeout-to-Walk Ratio (146 ranked) | Sydney Berzon | 103 | 12 | 2.90 | Maya Johnson, Belmont | 17.56 | Sam Landry, Oklahoma | 5.48 |
| Strikeouts (149 ranked) | Jayden Heavener | 44 | 6 | 125 | Maya Johnson, Belmont | 281 | Karlyn Pickens, Tennessee | 185 |
| | Sydney Berzon | 139 | 13 | 87 | | | | |
| Strikeouts Per Seven Innings (150 ranked) | Jayden Heavener | 15 | 4 | 9.3 | Maya Johnson, Belmont | 12.4 | Sage Mardjetko, Tennessee | 9.6 |
| Total Bases (148 ranked) | Tori Edwards | 22 | 4 | 117 | Jasmyn Burns, Ohio St. | 149 | Taylor Shumaker, Florida | 126 |
| | Maci Bergeron | 148 | 20 | 89 | | | | |
| Toughest to Strike Out (150 ranked) | | | | | Taliyah Thomas, USC Upstate | 83.0 | Persy Llamas, Ole Miss | 26.4 |
| Triples (21 ranked) | | | | | Ahmiya Noriega, San Jose St. | 10 | Kinsey Fiedler, Tennessee | 7 |
| Triples Per Game (147 ranked) | | | | | Ahmiya Noriega, San Jose St. | 0.24 | Kinsey Fiedler, Tennessee | 0.15 |
| Victories (143 ranked) | Sydney Berzon | 36 | 6 | 15 | Lyndsey Grein, Oregon | 25 | Teagan Kavan, Texas | 20 |
| | Jayden Heavener | 112 | 13 | 11 | | | | |
| WHIP (150 ranked) | Sydney Berzon | 74 | 12 | 1.16 | Maya Johnson, Belmont | 0.62 | Karlyn Pickens, Tennessee | 0.86 |
| | Jayden Heavener | 114 | 19 | 1.23 | | | | |
| Walks Allowed Per Seven Innings (150 ranked) | Sydney Berzon | 123 | 9 | 1.89 | Annabelle Widra, Florida St. | 0.59 | Alexia Lacatena, Kentucky | 1.14 |
| Walks Per Game (149 ranked) | Danieca Coffey | 7 | 3 | 0.93 | Kelsey Carr, Seton Hall | 1.12 | Bri Ellis, Arkansas | 1.05 |
| | Maci Bergeron | 30 | 10 | 0.78 | | | | |

2025 NCAA Team Rankings as of April 21

| Statistic | National Rank | Conference Rank | Value | National Leader | Value | Conference Leader | Value |
|--|---------------|-----------------|-------|-------------------------|----------|---------------------------|----------|
| Batting Average (300 ranked) | 15 | 2 | 0.346 | Indiana | 0.382 | Texas | 0.361 |
| Double Plays (300 ranked) | 99 | 9 | 14 | Louisiana Utah | 33 33 | Alabama South Carolina | 26 26 |
| Double Plays per Game (300 ranked) | 128 | 9 | 0.30 | Louisiana | 0.73 | South Carolina | 0.58 |
| Doubles (300 ranked) | 57 | 9 | 66 | McNeese | 98 | South Carolina | 84 |
| Doubles per Game (300 ranked) | 82 | 9 | 1.43 | Indiana | 2.14 | South Carolina | 1.87 |
| Earned Run Average (300 ranked) | 20 | 3 | 2.50 | Tennessee | 1.73 | Tennessee | 1.73 |
| Fielding Percentage (300 ranked) | 36 | 6 | 0.971 | Arkansas | 0.986 | Arkansas | 0.986 |
| Hit Batters (300 ranked) | 235 | 14 | 32 | Western Mich. | 7 | Texas | 15 |
| Hit By Pitch (300 ranked) | 148 | 14 | 24 | Ball St. | 68 | Texas A&M | 55 |
| Hits (300 ranked) | 26 | 4 | 403 | North Carolina | 468 | Florida | 445 |
| Hits Allowed Per Seven Innings (300 ranked) | 293 | 11 | 5.35 | Mississippi Val. | 16.44 | Auburn | 8.05 |
| Home Runs (300 ranked) | 83 | 14 | 38 | Ohio St. | 118 | Florida Oklahoma | 84 84 |
| Home Runs per game (300 ranked) | 95 | 14 | 0.83 | Ohio St. | 2.46 | Oklahoma | 1.91 |
| On Base Percentage (300 ranked) | 7 | 3 | 0.451 | Indiana | 0.472 | Arkansas | 0.453 |
| RBIs Per Game (300 ranked) | 23 | 6 | 6.57 | Ohio St. | 8.21 | Arkansas | 7.40 |
| Runs Batted In (300 ranked) | 17 | 5 | 302 | Ohio St. | 394 | Florida | 360 |
| Scoring (300 ranked) | 19 | 6 | 7.30 | Ohio St. | 8.67 | Arkansas | 7.95 |
| Shutouts (258 ranked) | 14 | 6 | 12 | Virginia Tech | 19 | Tennessee | 16 |
| Slugging Percentage (300 ranked) | 39 | 8 | 0.512 | Ohio St. | 0.720 | Oklahoma | 0.632 |
| Stolen Bases per Game (300 ranked) | 107 | 9 | 1.17 | Prairie View | 3.59 | Alabama | 2.06 |
| Strikeout-to-Walk Ratio (300 ranked) | 55 | 10 | 1.99 | Belmont | 4.88 | Tennessee | 3.78 |
| Team Strikeouts Per Seven Innings (300 ranked) | 27 | 6 | 6.55 | St. John's (NY) | 9.20 | Tennessee | 8.73 |
| Total Runs (299 ranked) | 16 | 5 | 336 | Ohio St. | 416 | Florida | 382 |
| Total Sacrifice Bunts (299 ranked) | 290 | 15 | 6 | Louisiana | 71 | Kentucky | 44 |
| Total Sacrifice Flies (298 ranked) | 7 | 3 | 23 | Liberty Prairie View | 30 30 | Texas | 29 |
| Total Stolen Bases (300 ranked) | 91 | 8 | 54 | Southeastern La. | 169 | Alabama | 101 |
| Triple Plays (1 ranked) | | | | 8 teams tied | 1 | | |
| Triples (296 ranked) | 144 | 8 | 7 | Southeastern La. | 27 | Tennessee | 16 |
| Triples per Game (299 ranked) | 183 | 11 | 0.15 | San Jose St. | 0.57 | Tennessee | 0.35 |
| WHIP (300 ranked) | 26 | 6 | 1.23 | Tennessee | 0.93 | Tennessee | 0.93 |
| WL Percentage (300 ranked) | 17 | 7 | 0.783 | Oregon | 0.891 | Oklahoma | 0.886 |
| Walks (300 ranked) | 3 | 2 | 217 | Ohio St. | 226 | Oklahoma | 219 |

2025 OVERALL STATS

Record: 36-10 Home: 27-3 Away: 5-7 Neutral: 4-0 SEC: 9-9

| Player | avg | gp-gs | ab | r | h | 2b | 3b | hr | rbi | tb | sig% | bb | hp | so | gdp | ob% | sf | sh | sb-att | po | a | e | fld% |
|---------------------|------|-------|------|-----|-----|----|----|----|-----|-----|------|-----|----|-----|-----|-------|----|----|--------|-----|-----|----|-------|
| 33 Destiny Harris | .500 | 2-0 | 2 | 0 | 1 | 0 | 0 | 0 | 1 | 1 | .500 | 0 | 0 | 0 | 0 | .500 | 0 | 0 | 0-0 | 0 | 0 | 0 | .000 |
| 42 Tori Edwards | .421 | 46-46 | 133 | 45 | 56 | 13 | 0 | 16 | 64 | 117 | .880 | 25 | 3 | 23 | 2 | .515 | 2 | 0 | 7-8 | 272 | 6 | 4 | .986 |
| 13 Danieca Coffey | .419 | 46-46 | 136 | 45 | 57 | 9 | 1 | 2 | 35 | 74 | .544 | 43 | 0 | 11 | 0 | .549 | 3 | 0 | 8-10 | 46 | 59 | 9 | .921 |
| 12 Maci Bergeron | .411 | 46-46 | 129 | 34 | 53 | 9 | 0 | 9 | 46 | 89 | .690 | 36 | 1 | 13 | 0 | .536 | 2 | 0 | 0-0 | 252 | 10 | 2 | .992 |
| 23 Sierra Daniel | .365 | 38-32 | 74 | 25 | 27 | 2 | 0 | 2 | 17 | 35 | .473 | 12 | 2 | 10 | 0 | .456 | 2 | 2 | 7-8 | 37 | 55 | 3 | .968 |
| 82 Avery Hodge | .345 | 46-46 | 116 | 29 | 40 | 2 | 2 | 1 | 23 | 49 | .422 | 14 | 2 | 16 | 0 | .418 | 2 | 1 | 10-12 | 50 | 83 | 10 | .930 |
| 7 Jalia Lassiter | .331 | 46-46 | 148 | 45 | 49 | 11 | 1 | 2 | 27 | 68 | .459 | 15 | 3 | 17 | 0 | .396 | 3 | 2 | 4-4 | 41 | 2 | 0 | 1.000 |
| 4 McKenzie Redoutey | .331 | 45-45 | 127 | 25 | 42 | 11 | 2 | 3 | 39 | 66 | .520 | 21 | 3 | 11 | 1 | .426 | 4 | 0 | 2-2 | 31 | 2 | 0 | 1.000 |
| 15 Jadyn Laneaux | .321 | 44-40 | 106 | 25 | 34 | 6 | 1 | 0 | 16 | 42 | .396 | 22 | 1 | 13 | 1 | .435 | 2 | 0 | 5-5 | 63 | 1 | 0 | 1.000 |
| 2 Maddox McKee | .288 | 32-26 | 73 | 18 | 21 | 2 | 0 | 1 | 12 | 26 | .356 | 10 | 4 | 8 | 1 | .398 | 1 | 1 | 7-7 | 21 | 17 | 2 | .950 |
| 16 Savanna Bedell | .279 | 20-13 | 43 | 10 | 12 | 0 | 0 | 1 | 7 | 15 | .349 | 3 | 1 | 0 | 0 | .333 | 1 | 0 | 0-0 | 0 | 0 | 0 | .000 |
| 1 Sydney Peterson | .200 | 6-2 | 5 | 1 | 1 | 0 | 0 | 0 | 1 | 1 | .200 | 3 | 1 | 0 | 0 | .556 | 0 | 0 | 0-0 | 0 | 0 | 0 | .000 |
| 27 McKaela Walker | .186 | 22-18 | 43 | 12 | 8 | 1 | 0 | 1 | 11 | 12 | .279 | 10 | 3 | 7 | 0 | .368 | 1 | 0 | 0-1 | 3 | 0 | 0 | 1.000 |
| 22 Madyson Manning | .167 | 7-3 | 12 | 1 | 2 | 0 | 0 | 0 | 2 | 2 | .167 | 0 | 0 | 1 | 0 | .167 | 0 | 0 | 0-0 | 4 | 0 | 0 | 1.000 |
| 28 Jada Phillips | .000 | 6-4 | 10 | 0 | 0 | 0 | 0 | 0 | 1 | 0 | .000 | 0 | 0 | 3 | 0 | .000 | 0 | 0 | 0-0 | 29 | 3 | 0 | 1.000 |
| 20 Alix Franklin | .000 | 2-1 | 3 | 0 | 0 | 0 | 0 | 0 | 0 | 0 | .000 | 0 | 0 | 1 | 0 | .000 | 0 | 0 | 0-0 | 0 | 0 | 0 | .000 |
| 77 Sa'Mya Jones | .000 | 24-0 | 2 | 13 | 0 | 0 | 0 | 0 | 0 | 0 | .000 | 0 | 0 | 1 | 0 | .000 | 0 | 0 | 4-4 | 0 | 0 | 0 | .000 |
| 3 Maia Townsend | .000 | 15-0 | 2 | 3 | 0 | 0 | 0 | 0 | 0 | 0 | .000 | 0 | 0 | 0 | 0 | .000 | 0 | 0 | 0-1 | 2 | 0 | 0 | 1.000 |
| 32 Zoe Calvez | .000 | 7-0 | 1 | 4 | 0 | 0 | 0 | 0 | 0 | 0 | .000 | 0 | 0 | 0 | 0 | .000 | 0 | 0 | 0-1 | 0 | 0 | 0 | .000 |
| 9 Madilyn Giglio | .000 | 2-0 | 0 | 1 | 0 | 0 | 0 | 0 | 0 | 0 | .000 | 1 | 0 | 0 | 0 | 1.000 | 0 | 0 | 0-0 | 0 | 0 | 0 | .000 |
| 6 Abigail Savoy | .000 | 2-0 | 0 | 0 | 0 | 0 | 0 | 0 | 0 | 0 | .000 | 2 | 0 | 0 | 0 | 1.000 | 0 | 0 | 0-0 | 0 | 0 | 0 | .000 |
| Totals | .346 | 46 | 1165 | 336 | 403 | 66 | 7 | 38 | 302 | 597 | .512 | 217 | 24 | 135 | 5 | .451 | 23 | 6 | 54-63 | 856 | 285 | 34 | .971 |
| Opponents | .207 | 46 | 1055 | 128 | 218 | 28 | 1 | 20 | 121 | 308 | .292 | 134 | 32 | 267 | 4 | .312 | 8 | 20 | 10-16 | 792 | 261 | 57 | .949 |

LOB - Team (307), Opp (265). DPs turned - Team (14), Opp (16). IBB - Team (1), Edwards 1. Picked off - Townsend 1.

(All games Sorted by Earned run avg)

| Player | era | w-l | app | gs | cg | sho | sv | ip | h | r | er | bb | so | 2b | 3b | hr | b/avg | wp | hp | bk | sfa | sha |
|--------------------|------|-------|-----|----|----|------|----|-------|-----|-----|-----|-----|-----|----|----|----|-------|----|----|----|-----|-----|
| 10 Emilee Casanova | 1.31 | 2-0 | 4 | 2 | 0 | 0/2 | 0 | 10.2 | 13 | 4 | 2 | 5 | 7 | 1 | 0 | 1 | .289 | 3 | 0 | 0 | 0 | 1 |
| 18 Tatum Clopton | 1.88 | 6-1 | 9 | 6 | 3 | 1/1 | 0 | 41.0 | 21 | 14 | 11 | 26 | 36 | 3 | 1 | 3 | .150 | 3 | 2 | 0 | 1 | 3 |
| 29 Sydney Berzon | 2.39 | 15-5 | 23 | 18 | 16 | 5/0 | 2 | 111.1 | 99 | 51 | 38 | 30 | 87 | 13 | 0 | 8 | .229 | 7 | 9 | 0 | 5 | 7 |
| 0 Jayden Heavener | 2.84 | 11-3 | 19 | 16 | 9 | 4/0 | 1 | 93.2 | 53 | 41 | 38 | 62 | 125 | 5 | 0 | 7 | .164 | 14 | 19 | 0 | 2 | 7 |
| 5 Ashley Vallejo | 3.17 | 2-1 | 9 | 4 | 1 | 0/1 | 0 | 28.2 | 32 | 18 | 13 | 11 | 12 | 6 | 0 | 1 | .278 | 0 | 2 | 0 | 0 | 2 |
| Totals | 2.50 | 36-10 | 46 | 46 | 29 | 12/2 | 3 | 285.1 | 218 | 128 | 102 | 134 | 267 | 28 | 1 | 20 | .207 | 27 | 32 | 0 | 8 | 20 |
| Opponents | 7.53 | 10-36 | 46 | 46 | 11 | 0/0 | 3 | 264.0 | 403 | 336 | 284 | 217 | 135 | 66 | 7 | 38 | .346 | 29 | 24 | 0 | 23 | 6 |

PB - Team (4), Bergeron 2, Phillips 2, Opp (10). Pickoffs - Team (1), Bergeron 1, Opp (1). SBA/ATT - Bergeron (8-12), Heavener (4-7), Berzon (4-5), Clopton (2-4), Phillips (2-4).

2025 SEC OVERALL STATS

Record: 9-9 Home: 6-3 Away: 3-6 SEC: 9-9

| Player | avg | gp-gs | ab | r | h | 2b | 3b | hr | rbi | tb | slg% | bb | hp | so | gdp | ob% | sf | sh | sb-att | po | a | e | fld% |
|---------------------|------|-------|-----|----|-----|----|----|----|-----|-----|------|----|----|----|-----|------|----|----|--------|-----|-----|----|-------|
| 42 Tori Edwards | .415 | 18-18 | 53 | 16 | 22 | 6 | 0 | 6 | 20 | 46 | .868 | 11 | 1 | 10 | 2 | .523 | 0 | 0 | 1-1 | 131 | 1 | 3 | .978 |
| 12 Maci Bergeron | .357 | 18-18 | 56 | 10 | 20 | 2 | 0 | 4 | 19 | 34 | .607 | 10 | 0 | 7 | 0 | .448 | 1 | 0 | 0-0 | 82 | 7 | 2 | .978 |
| 13 Danieca Coffey | .328 | 18-18 | 58 | 15 | 19 | 4 | 0 | 0 | 7 | 23 | .397 | 12 | 0 | 6 | 0 | .437 | 1 | 0 | 1-2 | 12 | 27 | 6 | .867 |
| 7 Jalia Lassiter | .322 | 18-18 | 59 | 16 | 19 | 5 | 0 | 2 | 11 | 30 | .508 | 5 | 1 | 9 | 0 | .379 | 1 | 1 | 0-0 | 25 | 1 | 0 | 1.000 |
| 16 Savanna Bedell | .300 | 11-10 | 30 | 6 | 9 | 0 | 0 | 1 | 6 | 12 | .400 | 3 | 1 | 0 | 0 | .371 | 1 | 0 | 0-0 | 0 | 0 | 0 | .000 |
| 4 McKenzie Redoutey | .280 | 17-17 | 50 | 7 | 14 | 1 | 1 | 1 | 11 | 20 | .400 | 7 | 1 | 9 | 1 | .367 | 2 | 0 | 0-0 | 17 | 1 | 0 | 1.000 |
| 2 Maddox McKee | .280 | 11-8 | 25 | 4 | 7 | 0 | 0 | 0 | 3 | 7 | .280 | 1 | 1 | 2 | 1 | .333 | 0 | 0 | 1-1 | 8 | 4 | 0 | 1.000 |
| 23 Sierra Daniel | .242 | 16-14 | 33 | 5 | 8 | 0 | 0 | 1 | 5 | 11 | .333 | 6 | 0 | 3 | 0 | .359 | 0 | 0 | 2-2 | 15 | 29 | 2 | .957 |
| 82 Avery Hodge | .240 | 18-18 | 50 | 4 | 12 | 1 | 0 | 0 | 4 | 13 | .260 | 3 | 0 | 8 | 0 | .283 | 0 | 1 | 1-1 | 22 | 35 | 3 | .950 |
| 15 Jadyn Laneaux | .229 | 18-18 | 48 | 4 | 11 | 2 | 0 | 0 | 3 | 13 | .271 | 7 | 0 | 11 | 0 | .327 | 0 | 0 | 0-0 | 32 | 1 | 0 | 1.000 |
| 27 McKaela Walker | .000 | 6-4 | 11 | 2 | 0 | 0 | 0 | 0 | 1 | 0 | .000 | 3 | 0 | 1 | 0 | .214 | 0 | 0 | 0-0 | 0 | 0 | 0 | .000 |
| 22 Madyson Manning | .000 | 2-1 | 3 | 0 | 0 | 0 | 0 | 0 | 1 | 0 | .000 | 0 | 0 | 1 | 0 | .000 | 0 | 0 | 0-0 | 0 | 0 | 0 | .000 |
| 1 Sydney Peterson | .000 | 3-0 | 1 | 0 | 0 | 0 | 0 | 0 | 0 | 0 | .000 | 1 | 1 | 0 | 0 | .667 | 0 | 0 | 0-0 | 0 | 0 | 0 | .000 |
| 77 Sa'Mya Jones | .000 | 10-0 | 0 | 6 | 0 | 0 | 0 | 0 | 0 | 0 | .000 | 0 | 0 | 0 | 0 | .000 | 0 | 0 | 0-0 | 0 | 0 | 0 | .000 |
| 3 Maia Townsend | .000 | 2-0 | 0 | 0 | 0 | 0 | 0 | 0 | 0 | 0 | .000 | 0 | 0 | 0 | 0 | .000 | 0 | 0 | 0-0 | 0 | 0 | 0 | .000 |
| Totals | .296 | 18 | 477 | 95 | 141 | 21 | 1 | 15 | 91 | 209 | .438 | 69 | 6 | 67 | 4 | .387 | 6 | 2 | 6-7 | 346 | 132 | 20 | .960 |
| Opponents | .243 | 18 | 440 | 83 | 107 | 17 | 1 | 12 | 77 | 162 | .368 | 65 | 15 | 74 | 1 | .356 | 6 | 13 | 4-7 | 342 | 109 | 17 | .964 |

LOB - Team (123), Opp (110). DPs turned - Team (6), Opp (7). IBB - Team (1), Edwards 1.

(SEC games only Sorted by Earned run avg)

| Player | era | w-l | app | gs | cg | sho | sv | ip | h | r | er | bb | so | 2b | 3b | hr | b/avg | wp | hp | bk | sfa | sha |
|-------------------|------|-----|-----|----|----|-----|----|-------|-----|----|----|----|----|----|----|----|-------|----|----|----|-----|-----|
| 18 Tatum Clopton | 3.09 | 1-1 | 3 | 2 | 0 | 0/0 | 0 | 11.1 | 9 | 7 | 5 | 9 | 4 | 3 | 1 | 1 | .225 | 2 | 1 | 0 | 1 | 1 |
| 29 Sydney Berzon | 3.60 | 6-5 | 14 | 9 | 7 | 1/0 | 2 | 58.1 | 57 | 41 | 30 | 22 | 34 | 7 | 0 | 5 | .246 | 2 | 5 | 0 | 4 | 6 |
| 5 Ashley Vallejo | 4.45 | 0-1 | 4 | 1 | 0 | 0/0 | 0 | 11.0 | 13 | 8 | 7 | 8 | 3 | 3 | 0 | 0 | .302 | 0 | 2 | 0 | 0 | 1 |
| 0 Jayden Heavener | 4.85 | 2-2 | 7 | 6 | 2 | 0/0 | 0 | 34.2 | 28 | 27 | 24 | 26 | 33 | 4 | 0 | 6 | .224 | 8 | 7 | 0 | 1 | 5 |
| Totals | 4.01 | 9-9 | 18 | 18 | 9 | 1/0 | 2 | 115.1 | 107 | 83 | 66 | 65 | 74 | 17 | 1 | 12 | .243 | 12 | 15 | 0 | 6 | 13 |
| Opponents | 4.91 | 9-9 | 18 | 18 | 6 | 0/0 | 2 | 114.0 | 141 | 95 | 80 | 69 | 67 | 21 | 1 | 15 | .296 | 10 | 6 | 0 | 6 | 2 |

PB - Team (2), Bergeron 2, Opp (6). Pickoffs - Team (1), Bergeron 1. SBA/ATT - Bergeron (4-7), Heavener (2-4), Berzon (2-3).

2025 RESULTS

| DATE | OPPONENT | RESULT | INN | LSU R-H-E | OPP. R-H-E | RECORD [SEC] | PITCHER OF RECORD | ATT | TIME |
|----------------|-------------------------|---------|-----|-----------|------------|--------------|-------------------|------|------|
| Feb. 7, 2025 | Charlotte! | W, 8-0 | 6 | 8-10-0 | 0-0-0 | 1-0 [0-0] | Heavener [1-0] | 995 | 1:52 |
| Feb. 7, 2025 | Central Arkansas! | W, 10-0 | 5 | 10-11-0 | 0-2-0 | 2-0 [0-0] | Berzon [1-0] | 995 | 1:17 |
| Feb. 8, 2025 | Charlotte! | W, 10-0 | 5 | 10-8-0 | 0-1-1 | 3-0 [0-0] | Clopton [1-0] | 1324 | 1:21 |
| Feb. 8, 2025 | Central Arkansas! | W, 6-0 | 7 | 6-7-1 | 0-4-0 | 4-0 [0-0] | Vallejo [1-0] | 1324 | 1:16 |
| Feb. 9, 2025 | Southeastern La.! | W, 3-2 | 7 | 3-3-1 | 2-6-2 | 5-0 [0-0] | Berzon [2-0] | 1376 | 2:08 |
| Feb. 14, 2025 | UT Arlington\$ | W, 6-0 | 7 | 6-6-1 | 0-2-2 | 6-0 [0-0] | Clopton [2-0] | 832 | 1:54 |
| Feb. 14, 2025 | #22/21 Northwestern\$ | W, 7-1 | 7 | 7-12-0 | 1-4-2 | 7-0 [0-0] | Heavener [2-0] | 832 | 2:13 |
| Feb. 15, 2025 | #22/21 Northwestern\$ | W, 8-0 | 5 | 8-12-0 | 0-2-1 | 8-0 [0-0] | Berzon [3-0] | 1088 | 1:27 |
| Feb. 15, 2025 | #17/18 Virginia Tech\$ | W, 7-2 | 7 | 7-11-0 | 2-5-1 | 9-0 [0-0] | Heavener [3-0] | 1088 | 2:16 |
| Feb. 16, 2025 | #17/18 Virginia Tech\$ | W, 7-4 | 7 | 7-10-3 | 4-8-3 | 10-0 [0-0] | Berzon [4-0] | 880 | 2:25 |
| Feb. 21, 2025 | Penn State% | W, 10-1 | 5 | 10-7-0 | 1-5-4 | 11-0 [0-0] | Berzon [5-0] | 800 | 1:40 |
| Feb. 21, 2025 | Southern Miss% | W, 9-3 | 7 | 9-11-1 | 3-8-1 | 12-0 [0-0] | Casanova [1-0] | 800 | 2:09 |
| Feb. 22, 2025 | Southern Miss% | W, 12-5 | 7 | 12-14-1 | 5-3-1 | 13-0 [0-0] | Clopton [3-0] | 1335 | 2:55 |
| Feb. 22, 2025 | Nicholls% | W, 12-2 | 5 | 12-12-0 | 2-7-0 | 14-0 [0-0] | Vallejo [2-0] | 1335 | 1:37 |
| Feb. 27, 2025 | vs. #4 UCLA^ | W, 2-1 | 7 | 2-7-0 | 1-5-0 | 15-0 [0-0] | Berzon [6-0] | 279 | 1:47 |
| Feb. 27, 2025 | at Cal State Fullerton^ | L, 6-5 | 7 | 5-6-1 | 6-4-3 | 15-1 [0-0] | Heavener [3-1] | 279 | 2:30 |
| Feb. 28, 2025 | vs. Utah^ | W, 2-0 | 7 | 2-5-0 | 0-3-3 | 16-1 [0-0] | Heavener [4-1] | 255 | 1:32 |
| Feb. 28, 2025 | vs. Notre Dame^ | W, 10-0 | 5 | 10-9-0 | 0-2-0 | 17-1 [0-0] | Berzon [7-0] | 279 | 1:16 |
| March 1, 2025 | vs. Weber State^ | W, 9-1 | 6 | 9-10-0 | 1-4-2 | 18-1 [0-0] | Casanova [2-0] | 352 | 1:33 |
| March 5, 2025 | ULM | W, 12-4 | 5 | 12-12-0 | 4-2-0 | 19-1 [0-0] | Clopton [4-0] | 760 | 1:41 |
| March 7, 2025 | South Alabama# | W, 2-0 | 7 | 2-5-0 | 0-2-1 | 20-1 [0-0] | Berzon [8-0] | 1139 | 1:50 |
| March 7, 2025 | South Alabama# | W, 18-4 | 5 | 18-11-1 | 4-8-2 | 21-1 [0-0] | Heavener [5-1] | 1139 | 1:58 |
| March 8, 2025 | Minnesota# | W, 10-0 | 5 | 10-8-0 | 0-1-1 | 22-1 [0-0] | Heavener [6-1] | 1023 | 1:28 |
| March 9, 2025 | Minnesota# | W, 10-2 | 5 | 10-12-0 | 2-10-1 | 23-1 [0-0] | Berzon [9-0] | 950 | 1:33 |
| March 11, 2025 | UL Lafayette | W, 14-0 | 5 | 14-11-2 | 0-1-3 | 24-1 [0-0] | Heavener [7-1] | 1190 | 1:41 |
| March 14, 2025 | #23 Kentucky | W, 4-1 | 7 | 4-8-1 | 1-3-0 | 25-1 [1-0] | Berzon [10-0] | 1758 | 1:46 |
| March 15, 2025 | #23 Kentucky | W, 6-4 | 7 | 6-9-2 | 4-6-1 | 26-1 [2-0] | Berzon [11-0] | 1761 | 2:03 |
| March 16, 2025 | #23 Kentucky | W, 8-2 | 7 | 8-6-0 | 2-9-2 | 27-1 [3-0] | Berzon [12-0] | 1904 | 2:08 |
| March 21, 2025 | at #13/15 Georgia | W, 5-3 | 7 | 5-7-3 | 3-5-1 | 28-1 [4-0] | Berzon [13-0] | 2323 | 2:02 |
| March 22, 2025 | at #13/15 Georgia | W, 10-2 | 6 | 10-11-0 | 2-2-0 | 29-1 [5-0] | Heavener [8-1] | 2297 | 2:04 |
| March 23, 2025 | at #13/15 Georgia | L, 11-3 | 5 | 3-6-2 | 11-9-0 | 29-2 [5-1] | Berzon [13-1] | 2478 | 1:34 |
| March 25, 2025 | at UL Lafayette | W, 11-4 | 7 | 11-8-1 | 4-6-1 | 30-2 [5-1] | Heavener [9-1] | 2801 | 2:30 |
| March 28, 2025 | #10/11 South Carolina | W, 11-3 | 5 | 11-9-0 | 3-5-0 | 31-2 [6-1] | Berzon [14-1] | 1919 | 1:46 |
| March 30, 2025 | #10/11 South Carolina | L, 5-3 | 8 | 3-7-4 | 5-6-0 | 31-3 [6-2] | Berzon [14-2] | 1876 | 2:42 |
| March 30, 2025 | #10/11 South Carolina | L, 4-1 | 7 | 1-6-0 | 4-5-1 | 31-4 [6-3] | Heavener [9-2] | 2020 | 2:05 |
| April 1, 2025 | at McNeese | W, 12-2 | 7 | 12-14-0 | 2-3-3 | 32-4 [6-3] | Heavener [10-2] | 1459 | 2:42 |
| April 4, 2025 | #24/23 Alabama | W, 8-0 | 5 | 8-11-0 | 0-4-1 | 33-4 [7-3] | Berzon [15-2] | 2444 | 1:23 |
| April 5, 2025 | #24/23 Alabama | W, 2-1 | 7 | 2-8-1 | 1-3-1 | 34-4 [8-3] | Heavener [11-2] | 2279 | 2:06 |
| April 6, 2025 | #24/23 Alabama | L, 8-5 | 7 | 5-8-2 | 8-11-1 | 34-5 [8-4] | Vallejo [2-1] | 1918 | 2:19 |
| April 9, 2025 | Louisiana Tech | W, 9-1 | 6 | 9-10-1 | 1-3-2 | 35-5 [8-4] | Clopton [5-0] | 814 | 2:04 |
| April 11, 2025 | at #3 Texas A&M | L, 12-7 | 7 | 7-10-2 | 12-13-2 | 35-6 [8-5] | Berzon [15-3] | 2361 | 2:24 |
| April 12, 2025 | at #3 Texas A&M | L, 9-7 | 7 | 7-6-0 | 9-4-1 | 35-7 [8-6] | Heavener [11-3] | 2369 | 2:28 |
| April 13, 2025 | at #3 Texas A&M | L, 4-1 | 7 | 1-6-0 | 4-4-1 | 35-8 [8-7] | Clopton [5-1] | 2284 | 1:48 |
| April 17, 2025 | at #3 Texas | L, 7-3 | 7 | 3-9-2 | 7-6-2 | 35-9 [8-8] | Berzon [15-4] | 1231 | 2:09 |
| April 18, 2025 | at #3 Texas | W, 6-1 | 7 | 6-8-1 | 1-4-0 | 36-9 [9-8] | Clopton [6-1] | 1680 | 2:08 |
| April 19, 2025 | at #3 Texas | L, 6-5 | 7 | 5-6-0 | 6-8-2 | 36-10 [9-9] | Berzon [15-5] | 1593 | 2:07 |

Rankings reflect NFCA and USA Softball Top 25 on day of competition; Home games are bolded and played at Tiger Park; ! - Tiger Classic; \$ - Purple & Gold Challenge; % - LSU Invitational; ^ - Judi Garman Classic; # - LSU Round Robin; [SEC] - SEC Contest; * - SEC Tournament; ~ - NCAA Tournament;

2025 HR TRACKER

| NO. | PLAYER | OPPONENT (DATE) | PITCHER | ON-BASE | INNING | OUTS | COUNT | SCORE | FINAL |
|-----|------------------------------|--|------------------|----------|----------|----------|------------|------------|----------------|
| 1 | Maci Bergeron [1] | Central Arkansas (Feb. 7) | Engemann | 1 | 4 | 2 | 2-0 | 8-0 | W, 10-0 |
| 2 | Tori Edwards [1] | Charlotte (Feb. 8) | Bowling | 3 | 4 | 2 | 0-0 | 5-0 | W, 10-0 |
| 3 | Tori Edwards [2] | Central Arkansas (Feb. 8) | Petty | 2 | 1 | 1 | 1-1 | 0-0 | W, 6-0 |
| 4 | Tori Edwards [3] | Central Arkansas (Feb. 8) | Petty | 0 | 5 | 2 | 0-0 | 4-0 | W, 6-0 |
| 5 | Maci Bergeron [2] | No. 17/18 Virginia Tech (Feb. 15) | Mazzarone | 1 | 2 | 2 | 2-2 | 3-0 | W, 7-2 |
| 6 | Maci Bergeron [3] | No. 17/18 Virginia Tech (Feb. 16) | Lemly | 0 | 6 | 1 | 1-0 | 6-2 | W, 7-4 |
| 7 | McKenzie Redoutey [1] | Southern Miss (Feb. 21) | Herrington | 1 | 1 | 2 | 0-1 | 1-0 | W, 9-3 |
| 8 | Danieca Coffey [1] | Southern Miss (Feb. 22) | Lee | 1 | 2 | 1 | 1-2 | 1-3 | W, 12-5 |
| 9 | Tori Edwards [4] | Nicholls (Feb. 22) | Paden | 3 | 3 | 2 | 3-1 | 8-2 | W, 12-2 |
| 10 | McKaela Walker [1] | vs. Notre Dame (Feb. 28) | Kamzik | 2 | 1 | 0 | 2-0 | 5-0 | W, 10-0 |
| 11 | Tori Edwards [5] | vs. Notre Dame (Feb. 28) | Weiss | 1 | 5 | 2 | 2-2 | 8-0 | W, 10-0 |
| 12 | Danieca Coffey [2] | vs. Weber State (March 1) | McCraw | 3 | 2 | 1 | 2-2 | 0-1 | W, 9-1 |
| 13 | Sierra Daniel [1] | vs. Weber State (March 1) | McCraw | 1 | 3 | 1 | 2-2 | 5-1 | W, 9-1 |
| 14 | Maci Bergeron [4] | vs. Weber State (March 1) | Finch | 0 | 4 | 2 | 2-2 | 7-1 | W, 9-1 |
| 15 | Tori Edwards [6] | ULM (March 5) | Abrams | 2 | 1 | 1 | 0-0 | 0-0 | W, 12-4 |
| 16 | Tori Edwards [7] | ULM (March 5) | Blackledge | 2 | 2 | 2 | 1-1 | 5-0 | W, 12-4 |
| 17 | Tori Edwards [8] | South Alabama (March 7) | Cato | 1 | 2 | 0 | 1-0 | 6-0 | W, 18-4 |
| 18 | Tori Edwards [9] | UL Lafayette (March 11) | Ryan | 1 | 4 | 0 | 0-0 | 8-0 | W, 14-0 |
| 19 | Maci Bergeron [5] | No. 23 Kentucky (March 15) | Haendiges | 2 | 3 | 1 | 2-0 | 0-1 | W, 6-4 |
| 20 | Tori Edwards [10] | No. 23 Kentucky (March 15) | Lacatena | 1 | 6 | 2 | 0-0 | 4-4 | W, 6-4 |
| 21 | Maci Bergeron [6] | No. 23 Kentucky (March 16) | Kelley | 1 | 3 | 1 | 0-1 | 1-3 | W, 8-2 |
| 22 | Maci Bergeron [7]* | No. 23 Kentucky (March 16) | Fall | 2 | 6 | 2 | 3-2 | 4-1 | W, 8-2 |
| 23 | Tori Edwards [11]* | No. 23 Kentucky (March 16) | Fall | 0 | 6 | 2 | 2-2 | 7-1 | W, 8-2 |
| 24 | Sierra Daniel [2] | at No. 13/15 Georgia (March 21) | Roelling | 0 | 2 | 2 | 1-0 | 0-0 | W, 5-3 |
| 25 | Jalia Lassiter [1] | at No. 13/15 Georgia (March 22) | Backes | 3 | 4 | 2 | 1-2 | 3-2 | W, 10-2 |
| 26 | Avery Hodge [1] | at UL Lafayette (March 25) | Clary | 1 | 4 | 1 | 3-1 | 3-4 | W, 11-4 |
| 27 | Maci Bergeron [8] | No. 10/11 South Carolina (March 28) | Lamb | 2 | 1 | 0 | 2-2 | 0-0 | W, 11-3 |
| 28 | Tori Edwards [12] | No. 10/11 South Carolina (March 28) | Heard | 3 | 2 | 0 | 1-2 | 4-0 | W, 11-3 |
| 29 | Savanna Bedell [1] | No. 10/11 South Carolina (March 30) | Gress | 0 | 5 | 1 | 1-1 | 1-1 | L, 5-3 |
| 30 | Tori Edwards [13] | at McNeese (April 1) | Taylor | 2 | 6 | 1 | 3-2 | 1-2 | W, 12-2 |
| 31 | Maddox McKee [1] | at McNeese (April 1) | Taylor | 1 | 6 | 2 | 1-0 | 4-2 | W, 12-2 |
| 32 | McKenzie Redoutey [2] | at McNeese (April 1) | Schexnayder | 1 | 7 | 1 | 0-1 | 7-2 | W, 12-2 |
| 33 | Jalia Lassiter [2] | No. 24/23 Alabama (April 4) | Hodges | 1 | 4 | 0 | 1-0 | 6-0 | W, 8-0 |
| 34 | Tori Edwards [14] | No. 24/23 Alabama (April 6) | Riley | 1 | 7 | 1 | 1-1 | 3-8 | L, 8-5 |
| 35 | Maci Bergeron [9] | Louisiana Tech (April 9) | Floyd | 1 | 1 | 1 | 1-1 | 0-1 | W, 9-1 |
| 36 | Tori Edwards [15] | at No. 3 Texas A&M (April 12) | Sparks | 3 | 3 | 1 | 2-1 | 1-7 | L, 9-7 |
| 37 | Tori Edwards [16] | at No. 3 Texas (April 18) | Gutierrez | 1 | 3 | 1 | 3-2 | 2-1 | W, 6-1 |
| 38 | McKenzie Redoutey [3] | at No. 3 Texas (April 19) | Kavan | 1 | 6 | 1 | 1-0 | 1-1 | L, 6-5 |

Bold represents game tying or go-ahead home run

*Back-to-Back Home Runs

& Leadoff Home Run

2025 TEAM GAME-BY-GAME BATTING

| Date | Opponent | ab | r | h | rbi | 2b | 3b | hr | tb | bb | ibb | sb | cs | hbp | sac | sf | gdp | k | po | a | e | lob | avg |
|---------|------------------------|------|-----|-----|-----|----|----|----|-----|-----|-----|----|----|-----|-----|----|-----|-----|-----|-----|----|-----|------|
| Feb 07 | CHARLOTTE | 25 | 8 | 10 | 8 | 3 | 0 | 0 | 13 | 9 | 0 | 1 | 0 | 1 | 0 | 2 | 0 | 1 | 18 | 1 | 0 | 12 | .400 |
| Feb 07 | CENTRAL ARK | 21 | 10 | 11 | 8 | 2 | 0 | 1 | 16 | 2 | 0 | 0 | 1 | 1 | 0 | 0 | 0 | 2 | 15 | 6 | 0 | 2 | .457 |
| Feb 08 | CHARLOTTE | 20 | 10 | 8 | 9 | 2 | 0 | 1 | 13 | 4 | 0 | 0 | 0 | 0 | 0 | 1 | 0 | 1 | 15 | 6 | 0 | 3 | .439 |
| Feb 08 | CENTRAL ARK | 25 | 6 | 7 | 6 | 0 | 1 | 2 | 15 | 4 | 0 | 0 | 0 | 0 | 0 | 0 | 0 | 3 | 21 | 3 | 1 | 5 | .396 |
| Feb 09 | SOUTHEASTERN LA | 19 | 3 | 3 | 3 | 0 | 0 | 0 | 3 | 7 | 0 | 4 | 0 | 2 | 1 | 2 | 0 | 1 | 21 | 9 | 1 | 8 | .355 |
| Feb 14 | UT ARLINGTON | 24 | 6 | 6 | 5 | 2 | 0 | 0 | 8 | 3 | 0 | 2 | 0 | 0 | 0 | 0 | 0 | 2 | 21 | 6 | 1 | 3 | .336 |
| Feb 14 | NORTHWESTERN | 28 | 7 | 12 | 5 | 2 | 0 | 0 | 14 | 5 | 0 | 1 | 0 | 0 | 1 | 0 | 0 | 4 | 21 | 2 | 0 | 9 | .352 |
| Feb 15 | NORTHWESTERN | 22 | 8 | 12 | 6 | 2 | 0 | 0 | 14 | 2 | 0 | 0 | 0 | 0 | 0 | 1 | 0 | 2 | 15 | 6 | 0 | 5 | .375 |
| Feb 15 | VIRGINIA TECH | 27 | 7 | 11 | 5 | 1 | 1 | 1 | 17 | 8 | 0 | 2 | 1 | 2 | 0 | 0 | 0 | 2 | 21 | 3 | 0 | 12 | .379 |
| Feb 16 | VIRGINIA TECH | 28 | 7 | 10 | 5 | 2 | 0 | 1 | 15 | 2 | 0 | 4 | 0 | 0 | 0 | 2 | 0 | 7 | 21 | 9 | 3 | 7 | .377 |
| Feb 21 | PENN ST | 20 | 10 | 7 | 7 | 2 | 0 | 0 | 9 | 7 | 0 | 4 | 0 | 0 | 0 | 2 | 0 | 4 | 15 | 8 | 0 | 7 | .375 |
| Feb 21 | SOUTHERN MISS | 28 | 9 | 11 | 9 | 2 | 0 | 1 | 16 | 3 | 0 | 3 | 1 | 0 | 0 | 0 | 0 | 2 | 21 | 7 | 1 | 4 | .376 |
| Feb 22 | SOUTHERN MISS | 33 | 12 | 14 | 12 | 2 | 1 | 1 | 21 | 7 | 0 | 3 | 0 | 1 | 0 | 0 | 0 | 1 | 21 | 6 | 1 | 11 | .381 |
| Feb 22 | NICHOLLS | 23 | 12 | 12 | 12 | 3 | 0 | 1 | 18 | 4 | 0 | 2 | 0 | 0 | 0 | 1 | 0 | 1 | 15 | 9 | 0 | 4 | .391 |
| Feb 27 | vs UCLA | 26 | 2 | 7 | 2 | 0 | 0 | 0 | 7 | 3 | 0 | 0 | 1 | 1 | 0 | 0 | 1 | 5 | 21 | 11 | 0 | 7 | .382 |
| Feb 27 | at Cal State Fullerton | 28 | 5 | 6 | 3 | 1 | 0 | 0 | 7 | 7 | 0 | 1 | 0 | 2 | 1 | 0 | 0 | 4 | 18 | 5 | 1 | 12 | .370 |
| Feb 28 | vs Utah | 23 | 2 | 5 | 1 | 2 | 0 | 0 | 7 | 2 | 0 | 0 | 1 | 0 | 0 | 0 | 0 | 1 | 21 | 3 | 0 | 5 | .362 |
| Feb 28 | vs Notre Dame | 24 | 10 | 9 | 10 | 1 | 0 | 2 | 16 | 7 | 0 | 2 | 0 | 1 | 0 | 0 | 0 | 6 | 15 | 8 | 0 | 7 | .363 |
| Mar 01 | vs Weber St. | 22 | 9 | 10 | 9 | 1 | 1 | 3 | 22 | 5 | 0 | 0 | 2 | 0 | 1 | 0 | 0 | 2 | 18 | 2 | 0 | 4 | .367 |
| Mar 05 | ULM | 25 | 12 | 12 | 11 | 2 | 0 | 2 | 20 | 4 | 0 | 4 | 0 | 1 | 0 | 0 | 0 | 2 | 15 | 4 | 0 | 5 | .373 |
| Mar 07 | SOUTH ALABAMA | 22 | 2 | 5 | 1 | 0 | 0 | 0 | 5 | 9 | 0 | 2 | 1 | 0 | 0 | 0 | 0 | 2 | 21 | 10 | 0 | 11 | .366 |
| Mar 07 | SOUTH ALABAMA | 23 | 18 | 11 | 14 | 2 | 0 | 1 | 16 | 10 | 0 | 2 | 0 | 1 | 0 | 1 | 0 | 1 | 15 | 3 | 1 | 5 | .371 |
| Mar 08 | MINNESOTA | 20 | 10 | 8 | 10 | 0 | 1 | 0 | 10 | 6 | 0 | 2 | 0 | 1 | 0 | 1 | 0 | 2 | 15 | 2 | 0 | 6 | .372 |
| Mar 09 | MINNESOTA | 22 | 10 | 12 | 9 | 2 | 1 | 0 | 16 | 5 | 0 | 1 | 0 | 2 | 0 | 0 | 0 | 3 | 15 | 8 | 0 | 7 | .379 |
| Mar 11 | ULL | 21 | 14 | 11 | 11 | 3 | 0 | 1 | 17 | 7 | 0 | 0 | 0 | 0 | 0 | 2 | 0 | 0 | 15 | 4 | 2 | 4 | .384 |
| *Mar 14 | KENTUCKY | 24 | 4 | 8 | 4 | 1 | 0 | 0 | 9 | 4 | 0 | 0 | 0 | 0 | 0 | 0 | 0 | 4 | 21 | 11 | 1 | 6 | .382 |
| *Mar 15 | KENTUCKY | 27 | 6 | 9 | 6 | 2 | 0 | 2 | 17 | 2 | 0 | 1 | 0 | 3 | 0 | 0 | 0 | 3 | 21 | 9 | 2 | 8 | .380 |
| *Mar 16 | KENTUCKY | 26 | 8 | 6 | 7 | 1 | 0 | 3 | 16 | 7 | 0 | 0 | 0 | 0 | 0 | 0 | 0 | 1 | 21 | 10 | 0 | 7 | .374 |
| *Mar 21 | at Georgia | 27 | 5 | 7 | 5 | 2 | 0 | 1 | 12 | 2 | 0 | 0 | 0 | 0 | 1 | 0 | 0 | 4 | 21 | 13 | 3 | 4 | .370 |
| *Mar 22 | at Georgia | 26 | 10 | 11 | 10 | 2 | 0 | 1 | 16 | 8 | 0 | 0 | 0 | 0 | 0 | 1 | 1 | 3 | 18 | 4 | 0 | 7 | .372 |
| *Mar 23 | at Georgia | 21 | 3 | 6 | 3 | 1 | 0 | 0 | 7 | 4 | 0 | 1 | 0 | 0 | 0 | 0 | 0 | 1 | 12 | 5 | 2 | 7 | .369 |
| Mar 25 | at ULL | 30 | 11 | 8 | 10 | 3 | 0 | 1 | 14 | 7 | 0 | 3 | 0 | 1 | 0 | 0 | 0 | 6 | 21 | 3 | 1 | 6 | .365 |
| *Mar 28 | SOUTH CAROLINA | 21 | 11 | 9 | 11 | 0 | 1 | 2 | 17 | 7 | 0 | 0 | 0 | 0 | 0 | 0 | 0 | 3 | 15 | 4 | 0 | 5 | .367 |
| *Mar 30 | SOUTH CAROLINA | 28 | 3 | 7 | 3 | 1 | 0 | 1 | 11 | 3 | 0 | 0 | 0 | 0 | 1 | 1 | 1 | 7 | 24 | 9 | 4 | 6 | .363 |
| *Mar 30 | SOUTH CAROLINA | 26 | 1 | 6 | 1 | 0 | 0 | 0 | 6 | 2 | 0 | 0 | 0 | 0 | 0 | 0 | 0 | 6 | 21 | 4 | 0 | 6 | .359 |
| Apr 01 | at McNeese | 34 | 12 | 14 | 11 | 2 | 0 | 3 | 25 | 2 | 0 | 1 | 0 | 1 | 0 | 1 | 0 | 0 | 21 | 3 | 0 | 5 | .361 |
| *Apr 04 | ALABAMA | 23 | 8 | 11 | 6 | 1 | 0 | 1 | 15 | 1 | 0 | 0 | 0 | 1 | 0 | 0 | 0 | 5 | 15 | 6 | 0 | 5 | .364 |
| *Apr 05 | ALABAMA | 26 | 2 | 8 | 2 | 1 | 0 | 0 | 9 | 4 | 1 | 1 | 1 | 0 | 0 | 0 | 0 | 5 | 21 | 5 | 1 | 10 | .362 |
| *Apr 06 | ALABAMA | 27 | 5 | 8 | 5 | 2 | 0 | 1 | 13 | 5 | 0 | 0 | 0 | 0 | 0 | 1 | 1 | 2 | 21 | 7 | 2 | 7 | .361 |
| Apr 09 | LOUISIANA TECH | 25 | 9 | 10 | 9 | 1 | 0 | 1 | 14 | 7 | 0 | 4 | 0 | 0 | 0 | 1 | 0 | 1 | 18 | 6 | 1 | 8 | .362 |
| *Apr 11 | at Texas A&M | 31 | 7 | 10 | 7 | 3 | 0 | 0 | 13 | 4 | 0 | 1 | 0 | 0 | 0 | 2 | 0 | 5 | 18 | 8 | 2 | 9 | .360 |
| *Apr 12 | at Texas A&M | 27 | 7 | 6 | 6 | 0 | 0 | 1 | 9 | 5 | 0 | 1 | 0 | 0 | 0 | 1 | 0 | 6 | 18 | 6 | 0 | 5 | .357 |
| *Apr 13 | at Texas A&M | 28 | 1 | 6 | 1 | 1 | 0 | 0 | 7 | 3 | 0 | 1 | 0 | 1 | 0 | 0 | 0 | 4 | 18 | 6 | 0 | 10 | .353 |
| *Apr 17 | at Texas | 32 | 3 | 9 | 3 | 1 | 0 | 0 | 10 | 1 | 0 | 0 | 0 | 0 | 0 | 0 | 0 | 5 | 20 | 10 | 2 | 9 | .351 |
| *Apr 18 | at Texas | 29 | 6 | 8 | 6 | 2 | 0 | 1 | 13 | 4 | 0 | 0 | 0 | 0 | 0 | 0 | 0 | 1 | 21 | 8 | 1 | 6 | .349 |
| *Apr 19 | at Texas | 28 | 5 | 6 | 5 | 0 | 0 | 1 | 9 | 3 | 0 | 0 | 0 | 1 | 0 | 0 | 1 | 2 | 20 | 7 | 0 | 6 | .346 |
| Totals | | 1165 | 336 | 403 | 302 | 66 | 7 | 38 | 597 | 217 | 1 | 54 | 9 | 24 | 6 | 23 | 5 | 135 | 856 | 285 | 34 | 307 | .346 |

2025 TEAM GAME-BY-GAME PITCHING

| Date | Opponent | ip | h | r | er | bb | so | 2b | 3b | hr | wp | bk | hbp | dp | ibb | score | w-l | sv | era |
|---------|------------------------|-------|-----|-----|-----|-----|-----|----|----|----|----|----|-----|----|-----|---------|-------|----|------|
| Feb 07 | CHARLOTTE | 6.0 | 0 | 0 | 0 | 0 | 13 | 0 | 0 | 0 | 0 | 0 | 0 | 0 | 0 | 8-0 | 1-0 | 0 | 0.00 |
| Feb 07 | CENTRAL ARK | 5.0 | 2 | 0 | 0 | 0 | 5 | 0 | 0 | 0 | 0 | 0 | 0 | 0 | 0 | 10-0 | 2-0 | 0 | 0.00 |
| Feb 08 | CHARLOTTE | 5.0 | 1 | 0 | 0 | 2 | 4 | 0 | 0 | 0 | 0 | 0 | 0 | 0 | 0 | 10-0 | 3-0 | 0 | 0.00 |
| Feb 08 | CENTRAL ARK | 7.0 | 4 | 0 | 0 | 1 | 4 | 1 | 0 | 0 | 1 | 0 | 0 | 0 | 0 | 6-0 | 4-0 | 0 | 0.00 |
| Feb 09 | SOUTHEASTERN LA | 7.0 | 6 | 2 | 1 | 1 | 4 | 1 | 0 | 0 | 0 | 0 | 1 | 0 | 0 | 3-2 | 5-0 | 0 | 0.23 |
| Feb 14 | UT ARLINGTON | 7.0 | 2 | 0 | 0 | 5 | 10 | 0 | 0 | 0 | 0 | 0 | 0 | 1 | 0 | 6-0 | 6-0 | 0 | 0.19 |
| Feb 14 | NORTHWESTERN | 7.0 | 4 | 1 | 1 | 5 | 12 | 0 | 0 | 0 | 1 | 0 | 1 | 1 | 0 | 7-1 | 7-0 | 0 | 0.32 |
| Feb 15 | NORTHWESTERN | 5.0 | 2 | 0 | 0 | 2 | 7 | 0 | 0 | 0 | 1 | 0 | 0 | 0 | 0 | 8-0 | 8-0 | 0 | 0.29 |
| Feb 15 | VIRGINIA TECH | 7.0 | 5 | 2 | 2 | 2 | 5 | 1 | 0 | 0 | 0 | 0 | 0 | 1 | 0 | 7-2 | 9-0 | 0 | 0.50 |
| Feb 16 | VIRGINIA TECH | 7.0 | 8 | 4 | 3 | 1 | 9 | 2 | 0 | 2 | 1 | 0 | 0 | 0 | 0 | 7-4 | 10-0 | 0 | 0.78 |
| Feb 21 | PENN ST | 5.0 | 5 | 1 | 1 | 1 | 5 | 2 | 0 | 0 | 1 | 0 | 0 | 0 | 0 | 10-1 | 11-0 | 0 | 0.82 |
| Feb 21 | SOUTHERN MISS | 7.0 | 8 | 3 | 1 | 2 | 9 | 1 | 0 | 0 | 2 | 0 | 0 | 0 | 0 | 9-3 | 12-0 | 1 | 0.84 |
| Feb 22 | SOUTHERN MISS | 7.0 | 3 | 5 | 5 | 6 | 10 | 0 | 0 | 1 | 0 | 0 | 4 | 0 | 0 | 12-5 | 13-0 | 1 | 1.20 |
| Feb 22 | NICHOLLS | 5.0 | 7 | 2 | 2 | 1 | 1 | 1 | 0 | 0 | 0 | 0 | 0 | 0 | 0 | 12-2 | 14-0 | 1 | 1.29 |
| Feb 27 | vs UCLA | 7.0 | 5 | 1 | 1 | 1 | 4 | 1 | 0 | 0 | 1 | 0 | 0 | 1 | 0 | 2-1 | 15-0 | 1 | 1.27 |
| Feb 27 | at Cal State Fullerton | 6.0 | 4 | 6 | 6 | 8 | 6 | 0 | 0 | 0 | 2 | 0 | 1 | 0 | 0 | 5-6 | 15-1 | 1 | 1.61 |
| Feb 28 | vs Utah | 7.0 | 3 | 0 | 0 | 3 | 11 | 0 | 0 | 0 | 0 | 0 | 0 | 0 | 0 | 2-0 | 16-1 | 1 | 1.50 |
| Feb 28 | vs Notre Dame | 5.0 | 2 | 0 | 0 | 0 | 7 | 0 | 0 | 0 | 0 | 0 | 2 | 0 | 0 | 10-0 | 17-1 | 1 | 1.44 |
| Mar 01 | vs Weber St. | 6.0 | 4 | 1 | 1 | 1 | 5 | 0 | 0 | 1 | 0 | 0 | 0 | 0 | 0 | 9-1 | 18-1 | 1 | 1.42 |
| Mar 05 | ULM | 5.0 | 2 | 4 | 4 | 4 | 6 | 0 | 0 | 2 | 0 | 0 | 0 | 1 | 0 | 12-4 | 19-1 | 1 | 1.59 |
| Mar 07 | SOUTH ALABAMA | 7.0 | 2 | 0 | 0 | 1 | 9 | 0 | 0 | 0 | 1 | 0 | 1 | 0 | 0 | 2-0 | 20-1 | 1 | 1.51 |
| Mar 07 | SOUTH ALABAMA | 5.0 | 8 | 4 | 4 | 2 | 7 | 0 | 0 | 1 | 0 | 0 | 2 | 0 | 0 | 18-4 | 21-1 | 1 | 1.66 |
| Mar 08 | MINNESOTA | 5.0 | 1 | 0 | 0 | 2 | 11 | 0 | 0 | 0 | 1 | 0 | 1 | 0 | 0 | 10-0 | 22-1 | 1 | 1.60 |
| Mar 09 | MINNESOTA | 5.0 | 10 | 2 | 2 | 1 | 3 | 0 | 0 | 1 | 0 | 0 | 0 | 1 | 0 | 10-2 | 23-1 | 1 | 1.64 |
| Mar 11 | ULL | 5.0 | 1 | 0 | 0 | 4 | 6 | 0 | 0 | 0 | 1 | 0 | 0 | 0 | 0 | 14-0 | 24-1 | 1 | 1.59 |
| *Mar 14 | KENTUCKY | 7.0 | 3 | 1 | 0 | 2 | 5 | 0 | 0 | 0 | 0 | 0 | 0 | 0 | 0 | 4-1 | 25-1 | 1 | 1.52 |
| *Mar 15 | KENTUCKY | 7.0 | 6 | 4 | 2 | 1 | 6 | 0 | 0 | 2 | 1 | 0 | 1 | 0 | 0 | 6-4 | 26-1 | 1 | 1.54 |
| *Mar 16 | KENTUCKY | 7.0 | 9 | 2 | 2 | 1 | 4 | 2 | 0 | 0 | 0 | 0 | 1 | 0 | 0 | 8-2 | 27-1 | 1 | 1.56 |
| *Mar 21 | at Georgia | 7.0 | 5 | 3 | 1 | 3 | 4 | 0 | 0 | 0 | 0 | 0 | 0 | 1 | 0 | 5-3 | 28-1 | 1 | 1.53 |
| *Mar 22 | at Georgia | 6.0 | 2 | 2 | 2 | 7 | 5 | 1 | 0 | 0 | 2 | 0 | 1 | 1 | 0 | 10-2 | 29-1 | 1 | 1.56 |
| *Mar 23 | at Georgia | 4.0 | 9 | 11 | 9 | 3 | 4 | 0 | 0 | 1 | 1 | 0 | 0 | 0 | 0 | 3-11 | 29-2 | 1 | 1.86 |
| Mar 25 | at ULL | 7.0 | 6 | 4 | 0 | 3 | 7 | 1 | 0 | 0 | 0 | 0 | 1 | 1 | 0 | 11-4 | 30-2 | 1 | 1.79 |
| *Mar 28 | SOUTH CAROLINA | 5.0 | 5 | 3 | 3 | 1 | 4 | 0 | 0 | 0 | 0 | 0 | 1 | 0 | 0 | 11-3 | 31-2 | 1 | 1.86 |
| *Mar 30 | SOUTH CAROLINA | 8.0 | 6 | 5 | 4 | 4 | 4 | 2 | 0 | 0 | 0 | 0 | 2 | 0 | 0 | 3-5 | 31-3 | 1 | 1.92 |
| *Mar 30 | SOUTH CAROLINA | 7.0 | 5 | 4 | 4 | 5 | 10 | 1 | 0 | 1 | 2 | 0 | 1 | 1 | 0 | 1-4 | 31-4 | 1 | 1.99 |
| Apr 01 | at McNeese | 7.0 | 3 | 2 | 2 | 9 | 8 | 0 | 0 | 0 | 2 | 0 | 2 | 0 | 0 | 12-2 | 32-4 | 1 | 1.99 |
| *Apr 04 | ALABAMA | 5.0 | 4 | 0 | 0 | 0 | 5 | 0 | 0 | 0 | 1 | 0 | 0 | 0 | 0 | 8-0 | 33-4 | 1 | 1.94 |
| *Apr 05 | ALABAMA | 7.0 | 3 | 1 | 1 | 5 | 8 | 0 | 0 | 0 | 0 | 0 | 2 | 0 | 0 | 2-1 | 34-4 | 2 | 1.91 |
| *Apr 06 | ALABAMA | 7.0 | 11 | 8 | 6 | 4 | 3 | 1 | 0 | 1 | 2 | 0 | 1 | 0 | 0 | 5-8 | 34-5 | 2 | 2.03 |
| Apr 09 | LOUISIANA TECH | 6.0 | 3 | 1 | 0 | 1 | 5 | 0 | 0 | 0 | 0 | 0 | 1 | 1 | 0 | 9-1 | 35-5 | 2 | 1.98 |
| *Apr 11 | at Texas A&M | 6.0 | 13 | 12 | 9 | 6 | 1 | 5 | 0 | 1 | 0 | 0 | 2 | 2 | 0 | 7-12 | 35-6 | 2 | 2.19 |
| *Apr 12 | at Texas A&M | 6.0 | 4 | 9 | 9 | 9 | 3 | 1 | 0 | 0 | 0 | 0 | 2 | 0 | 0 | 7-9 | 35-7 | 2 | 2.38 |
| *Apr 13 | at Texas A&M | 6.0 | 4 | 4 | 4 | 3 | 2 | 0 | 1 | 1 | 2 | 0 | 1 | 0 | 0 | 1-4 | 35-8 | 2 | 2.43 |
| *Apr 17 | at Texas | 6.2 | 6 | 7 | 3 | 3 | 1 | 0 | 0 | 3 | 0 | 0 | 0 | 0 | 0 | 3-7 | 35-9 | 2 | 2.45 |
| *Apr 18 | at Texas | 7.0 | 4 | 1 | 1 | 6 | 3 | 3 | 0 | 0 | 0 | 0 | 0 | 1 | 0 | 6-1 | 36-9 | 3 | 2.41 |
| *Apr 19 | at Texas | 6.2 | 8 | 6 | 6 | 2 | 2 | 1 | 0 | 2 | 1 | 0 | 0 | 0 | 0 | 5-6 | 36-10 | 3 | 2.50 |
| Totals | | 285.1 | 218 | 128 | 102 | 134 | 267 | 28 | 1 | 20 | 27 | 0 | 32 | 14 | 0 | 336-128 | 36-10 | 3 | 2.50 |

TIGER FINDINGS: PLAYER FACTS

NO. 00 JAYDEN HEAVENER

Aspires to have a job in radiology...majoring in sports administration...on her bucket list includes bungee jumping and swimming with sharks...is an avid sneaker head...would have selected Kobe Bryant as a mentor...favorite sport outside of softball is volleyball...would like to learn how to tumble...her favorite fictional character is Elsa from Frozen.

NO. 1 SYDNEY PETERSON

Aspires to be a Dermatologist...majoring in biology...uses the same hair ties for the entire series...a couple items on her bucket list are learning to play the piano, speaking French fluently and surfing in Hawaii...her favorite animal is an elephant...her favorite sport outside of softball is baseball...if she could pick a mentor it would be Sydney McLaughlin who she finds inspiring to women...knows how to do the worm...if she could be any fictional character she would be Harry Potter's Hermine Granger.

NO. 2 MADDOX MCKEE

A sports administration major...if she does well in a game, she must have her hair done the same way for the next game and eat the same things...some items on her bucket list include skydiving, riding in a hot air balloon and seeing the Northern Lights...if she could pick anyone to be her mentor, it would be Carlos Correa...fun fact, she has an extra vertebrae in her back...favorite sport outside of softball is volleyball...loves pandas and sea turtles...if she could be a fictional character she would be Moana.

NO. 3 MAIA TOWNSEND

Wants a career as a Sports Lawyer...majoring in mass communications with a concentration in political communications...wants to go to Australia and travel to all 50 states...would like Simone Biles as a mentor and loves her transparency about mental health...can do a backhand spring...favorite sport outside of softball is college football...if she could learn any skill, it would be to play the piano...if she could be a fictional character it would be Tiana from Princess and the Frog.

NO. 4 MCKENZIE REDOUTEY

Would love to live in Hawaii...when asked about superstitions she said, "No, I just ball"...knows how to juggle...favorite sports outside of softball is golf and gymnastics...her favorite type of animals are cats and monkeys...wants to learn how to fly a plane...if she could be a fictional character she would be Wonder Woman.

NO. 5 ASHLEY VALLEJO

Desires to work in medical sales...studying analytics...on her bucket list is riding elephants and see the pyramids in Egypt...would like Mark Cuban to be her mentor...loves to play hayday...favorite animal is a Koala Bear...favorite sport outside of softball is volleyball...would like to learn how to fly a plane...if she could be a fictional character, it would be Kim Possible (shoutout to the 90s).

NO. 6 ABIGAIL SAVOY

Wants to be a surgeon but not sure which specialty yet...majoring in biological engineering pre-med...items on her bucket list include traveling to all the continents, visiting a tulip field and going on a mission trips...would love to have Mother Teresa as a mentor...shot her first gator this fall and likes to go frogging over the summer...outside of softball, her favorite sport to play is volleyball and favorite sport to watch is football...if she could be any fictional character, it would be Jasmine from Aladdin.

NO. 7 JALIA LASSITER

Interested in becoming an ESPN broadcaster, be in real estate and/or work in forensics...majoring in sociology with a minor in broadcasting...wants to go to Jamaica and visit New York during Christmas...would have liked to have Pete Rose as a mentor...loves to hunt and enjoys being outdoors...favorite sports out of softball is basketball, track and volleyball...black panthers are her favorite type of animals...if she could be any fictional character it would be Spiderman.

NO. 9 MADILYN GIGLIO

Wants to be a Physician Assistant...majoring in kinesiology...wants to scuba dive, skydive and surf one day...was a competitive dancer for nine years...would love to have Kobe Bryant as a mentor...hates doing dishes...favorite sport outside of softball is gymnastics...would also like to be Princess Jasmine from Aladdin.

NO. 10 EMILEE CASANOVA

Aspires to be a Dentist...graduated with a bachelor's in biological science and is pursuing a certification in Analytics...would love to live in Hawaii...an item on her bucket list is to go to the Super Bowl, go to Italy and see New York at Christmas...would like to have Tommy Casanova as a mentor; he's a Heisman winner and legendary football player from LSU, everyone always asks her if they are related and he went on to become a doctor...was a dancer for 14 years and played four sports in high school...favorite sport outside of softball is basketball...favorite type of animal is a giraffe...wants to learn how to juggle.

NO. 12 MACI BERGERON

Majoring in finance and wants to be a CFO of a company...she is left handed, but plays sports right handed...wants to visit Bora Bora, Italy and Maldives...also wants to go to a MLB World Series with her dad...would love for Nick Saban to be her mentor...her favorite sport outside of softball is volleyball...if she could learn any skill, it would be how to fly a plane and surfing.

NO. 13 DANIECA COFFEY

Received her bachelor's degree in social work and is now taking courses in interdisciplinary studies...wants to be a medical social worker at a hospital...traveling to learn other cultures is something on her bucket list...would like to be mentored by Beyonce...favorite sport outside of softball is basketball and gymnastics...grew up on a farm, but her favorite type of animal is an octopus...if she could be a fictional character it would be Catwoman.

NO. 15 JADYN LANEUX

Wants to be a Sports Nutritionist...majoring in kinesiology...superstition pet peeve is when people split poles...being a runway model and going to the Amazon Rainforest are on her bucket list...would love Kobe Bryant to be her mentor...took two years of American sign language in high school...outside of softball, her favorite sport to play is volleyball and likes to watch is gymnastics...if she could learn a skill, it would be to become fluent in spanish...as a fictional character, she would like to be Black Widow from Marvel.

NO. 16 SAVANNA BEDELL

Would like to coach college softball...majoring in leadership and communication skills...would like Jackie Robinson to be her mentor...wants to travel the world and have a beautiful family...outside of softball, she likes volleyball...favorite animals are pandas...wants to learn different languages...if she could be a fictional character it would be Superwoman.

NO. 18 TATUM CLOPTON

Wants to be a Lawyer and eventually a Judge...majoring in philosophy pre-law...is not superstitious, believes everything is already planned by God...items on her bucket list include running a marathon, visit all 50 states and visit every National Park...If she could pick anyone to be her mentor, it would be Queen Esther from the Bible and ask her advice on trust and faithfulness while honoring God's plan and timing...wears No. 18 because it was her mom's high school number that is retired. Her mom was a pitcher at Kansas...favorite sport outside of softball is hockey...favorite type of animal is an elephant...would like to learn how to weld and how to fix cars from nothing...if she could be a fictional character it would be Elizabeth Bennet from Pride and Prejudice.

TIGER FINDINGS: PLAYER FACTS

NO. 20 ALIX FRANKLIN

Desires to be a clinical psychologist...majoring in psychology...wants to go on mission trips and travel to Bora Bora...if she could, she would have The Apostle Paul be her mentor...she already has a baking business...favorite sports outside of softball is basketball...if she could be a fictional character it would be The Flash.

NO. 22 MADYSON MANNING

Majoring in sports administration with a minor in business...wants to work in sports...has skydiving and traveling the world on her bucket list...wants to visit Bora Bora...loves to color...favorite sport outside of softball is basketball and would have liked for Kobe Bryant to be her mentor...if she could learn a skill it would be hunting...if she could be a fictional character, it would be Katniss Everdeen from the movie Hunger Games.

NO. 23 SIERRA DANIEL

Wants to be an event coordinator for a professional team...majoring in sports administration...would like to be mentored by Kobe Bryant...favorite sport outside of softball is basketball...if she could be a fictional character it would be Miley Stewart.

NO. 27 MCKAELA WALKER

Wants to become a sports agent...majoring in sports administration...one item on her bucket list is to buy her mom a car...feels like she needs to chew gum when hitting...would love to be mentored by Aliyah Andrews...very good at math...favorite sport outside of softball is flag football...if she could be a fictional character it would be Batman.

NO. 28 JADA PHILLIPS

Aspires to be a physical therapist...majoring in kinesiology...would like to live abroad...would like Michael Jordan to be her mentor...she can sing...favorite sport outside of softball is basketball...wants to learn how to do a backflip...favorite fictional character is Wonder Woman.

NO. 29 SYDNEY BERZON

Wants to be a college pitching coach...majoring in geography and anthropology...is a true student of the game of softball, including a high interest in analytics...wants to live anywhere with complete seasonal changes...a list of places she wants to visit include Egypt, Switzerland, Japan, South Africa and travel around East Asia...a very artistic person as she is a skilled painter (clearly), drawer and enjoys pottery...went to boarding school for high school...loves watching gymnastics...favorite type of animal is a polar bear...would love to learn how to play the piano...if she could be a fictional character, it would be Iron Man (Tony Stark)

NO. 32 ZOE CALVEZ

Aspires to be a softball head coach...majoring in business...wants to go to Paris and wants to learn a different language...Kobe Bryant would be a mentor she would desire...She is actually French...favorite sport outside of softball is basketball...if she could be a fictional character, it would be Tweetie Bird.

NO. 33 DESTINY HARRIS

Aspires to be an ultrasound technician...majoring in sports administration with a minor in business...wants to travel outside of the country...would select Kobe Bryant as a mentor...loves building legos...likes women's volleyball outside of softball...would love to learn how to play a whole bunch of instruments...if she could be any fictional character, it would be SpongeBob.

NO. 42 TORI EDWARDS

Desires to be a Sports Analyst on ESPN...majoring in mass communications with a concentration in journalism and broadcasting...not superstitious, but she does look at a picture of herself playing softball before every game...if she could have any mentor, it would be Kobe Bryant...played AAU basketball until her junior year of high school...she is a certified scuba diver...loves dolphins and Tigers...wants to learn how to tumble...if she could be a fictional character, it would be Tip from Home.

NO. 77 SA'MYA JONES

Majoring in kinesiology...wants to travel the world...would like Kobe Bryant as a mentor...likes to read...favorite sport outside of softball is synchronized swimming...favorite type of animal is the black jaguar...if she could be a fictional character it would be Raven from Teen Titans Go.

NO. 82 AVERY HODGE

Wants to have a job in social media marketing or something in sales...majoring in communications...wants to travel to Greece and see the Northern Lights...her mentor is her dad...favorite sport outside of softball is volleyball...hates putting sheets on her bed and folding the fitted sheet...if she could learn a skill it would be playing the harmonica...if she could be a fictional character it would be Katniss Everdeen.

TEAM TAKEAWAYS

This team are huge fans of Kobe Bryant...not mentioned, but possibly more than Italy, this team wants to go to Hawaii...also, this team is pretty big on superheroes.



JAYDEN HEAVENER

00

Pitcher / Utility • 5-6 • Freshman • L/L • HS • Pace, Fla. (Pace HS)

SINGLE-GAME SEASON HIGHS

| | |
|-----------------|----------------------------|
| Hits | N/A |
| Doubles | N/A |
| Triples | N/A |
| Home Runs | N/A |
| Total Bases | N/A |
| RBIs | N/A |
| Runs Scored | N/A |
| Walks | N/A |
| Hit By Pitch | N/A |
| Sacrifice Flies | N/A |
| Sac Hits | N/A |
| At Bats | N/A |
| Stolen Bases | N/A |
| Innings Pitched | 7.0, Five Times |
| Strikeouts | 13, Charlotte (02/07/25) |
| Batters Faced | 33, at McNeese (04/01/25) |
| Putouts | 1, at McNeese (04/01/25) |
| Assists | 3, #23 Kentucky (03/15/25) |
| Runners CS | N/A |

SINGLE-GAME CAREER HIGHS

| | |
|-----------------|----------------------------|
| Hits | N/A |
| Doubles | N/A |
| Triples | N/A |
| Home Runs | N/A |
| Total Bases | N/A |
| RBIs | N/A |
| Runs Scored | N/A |
| Walks | N/A |
| Hit By Pitch | N/A |
| Sacrifice Flies | N/A |
| Sac Hits | N/A |
| At Bats | N/A |
| Stolen Bases | N/A |
| Innings Pitched | 7.0, Five Times |
| Strikeouts | 13, Charlotte (02/07/25) |
| Batters Faced | 33, at McNeese (04/01/25) |
| Putouts | 1, at McNeese (04/01/25) |
| Assists | 3, #23 Kentucky (03/15/25) |
| Runners CS | N/A |

Complete bio

Freshman Season (2025)

- Ranks No. 6 in the SEC with 125 strikeouts and has a .164 opposing batting average (No. 3 in SEC).
- Two-time SEC Freshman of the Week (Feb. 11,17) and has five games with 10 or more strikeouts.
- Threw a perfect game in her collegiate debut vs. Charlotte and had 13 strikeouts.
- First true left-handed pitcher in program history since 1997-2000.
- Led Pace High School to a 2024 Florida 6A State Championship Title.

2025 SEASON GAME-BY-GAME

| Date | Opponent | Pos | AB | R | H | RBI | 2B | 3B | HR | BB | SB | CS | HBP | SAC | SF | GDP | K | PO | A | E | Avg |
|--------|--------------|-----|----|---|---|-----|----|----|----|----|----|----|-----|-----|----|-----|---|----|----|---|------|
| Feb 07 | CHARLOTTE | *p | 0 | 0 | 0 | 0 | 0 | 0 | 0 | 0 | 0 | 0 | 0 | 0 | 0 | 0 | 0 | 0 | 1 | 0 | .000 |
| Feb 14 | NORTHWESTERN | *p | 0 | 0 | 0 | 0 | 0 | 0 | 0 | 0 | 0 | 0 | 0 | 0 | 0 | 0 | 0 | 0 | 1 | 0 | .000 |
| Mar 15 | KENTUCKY | *p | 0 | 0 | 0 | 0 | 0 | 0 | 0 | 0 | 0 | 0 | 0 | 0 | 0 | 0 | 0 | 0 | 3 | 1 | .000 |
| Mar 22 | at Georgia | *p | 0 | 0 | 0 | 0 | 0 | 0 | 0 | 0 | 0 | 0 | 0 | 0 | 0 | 0 | 0 | 0 | 1 | 0 | .000 |
| Mar 25 | at ULL | *p | 0 | 0 | 0 | 0 | 0 | 0 | 0 | 0 | 0 | 0 | 0 | 0 | 0 | 0 | 0 | 0 | 1 | 0 | .000 |
| Apr 01 | at McNeese | *p | 0 | 0 | 0 | 0 | 0 | 0 | 0 | 0 | 0 | 0 | 0 | 0 | 0 | 0 | 0 | 1 | 0 | 0 | .000 |
| Apr 05 | ALABAMA | *p | 0 | 0 | 0 | 0 | 0 | 0 | 0 | 0 | 0 | 0 | 0 | 0 | 0 | 0 | 0 | 0 | 1 | 0 | .000 |
| Apr 06 | ALABAMA | *p | 0 | 0 | 0 | 0 | 0 | 0 | 0 | 0 | 0 | 0 | 0 | 0 | 0 | 0 | 0 | 0 | 1 | 0 | .000 |
| Apr 19 | at Texas | *p | 0 | 0 | 0 | 0 | 0 | 0 | 0 | 0 | 0 | 0 | 0 | 0 | 0 | 0 | 0 | 0 | 2 | 0 | .000 |
| Totals | | 7gs | 0 | 0 | 0 | 0 | 0 | 0 | 0 | 0 | 0 | 0 | 0 | 0 | 0 | 0 | 0 | 1 | 11 | 1 | .000 |

On base pct. .000 • Slugging pct. .000

#0 Jayden Heavener - 19 appearances (All games)

| Date | Opponent | GS | IP | H | R | ER | BB | SO | 2B | 3B | HR | WP | BK | HBP | IBB | Score | W-L | Sv | ERA | NP |
|--------|------------------------|----|------|----|----|----|----|-----|----|----|----|----|----|-----|-----|--------|------|----|------|-----|
| Feb 07 | CHARLOTTE | * | 6.0 | 0 | 0 | 0 | 0 | 13 | 0 | 0 | 0 | 0 | 0 | 0 | 0 | 8-0 | 1-0 | 0 | 0.00 | 85 |
| Feb 14 | NORTHWESTERN | * | 7.0 | 4 | 1 | 1 | 5 | 12 | 0 | 0 | 0 | 1 | 0 | 1 | 0 | 7-1 | 2-0 | 0 | 0.54 | 136 |
| Feb 15 | VIRGINIA TECH | * | 7.0 | 5 | 2 | 2 | 2 | 5 | 1 | 0 | 0 | 0 | 0 | 0 | 0 | 7-2 | 3-0 | 0 | 1.05 | 109 |
| Feb 21 | SOUTHERN MISS | * | 2.1 | 0 | 0 | 0 | 0 | 5 | 0 | 0 | 0 | 0 | 0 | 0 | 0 | 9-3 | 3-0 | 1 | 0.94 | 32 |
| Feb 22 | SOUTHERN MISS | * | 3.2 | 3 | 5 | 5 | 4 | 6 | 0 | 0 | 1 | 0 | 0 | 4 | 0 | 12-5 | 3-0 | 1 | 2.15 | 97 |
| Feb 27 | at Cal State Fullerton | * | 1.2 | 0 | 4 | 4 | 4 | 3 | 0 | 0 | 0 | 1 | 0 | 1 | 0 | 5-6 | 3-1 | 1 | 3.04 | 62 |
| Feb 28 | vs Utah | * | 7.0 | 3 | 0 | 0 | 3 | 11 | 0 | 0 | 0 | 0 | 0 | 0 | 0 | 2-0 | 4-1 | 1 | 2.42 | 125 |
| Mar 07 | SOUTH ALABAMA | * | 3.0 | 3 | 0 | 0 | 1 | 6 | 0 | 0 | 0 | 0 | 0 | 2 | 0 | 18-4 | 5-1 | 1 | 2.23 | 60 |
| Mar 08 | MINNESOTA | * | 5.0 | 1 | 0 | 0 | 2 | 11 | 0 | 0 | 0 | 1 | 0 | 1 | 0 | 10-0 | 6-1 | 1 | 1.97 | 88 |
| Mar 11 | ULL | * | 5.0 | 1 | 0 | 0 | 4 | 6 | 0 | 0 | 0 | 1 | 0 | 0 | 0 | 14-0 | 7-1 | 1 | 1.76 | 90 |
| Mar 15 | KENTUCKY | * | 5.2 | 6 | 4 | 2 | 1 | 6 | 0 | 0 | 2 | 1 | 0 | 1 | 0 | 6-4 | 7-1 | 1 | 1.84 | 98 |
| Mar 22 | at Georgia | * | 6.0 | 2 | 2 | 2 | 7 | 5 | 1 | 0 | 0 | 2 | 0 | 1 | 0 | 10-2 | 8-1 | 1 | 1.89 | 110 |
| Mar 25 | at ULL | * | 4.1 | 2 | 0 | 0 | 2 | 6 | 0 | 0 | 0 | 0 | 0 | 1 | 0 | 11-4 | 9-1 | 1 | 1.76 | 80 |
| Mar 30 | SOUTH CAROLINA-2 | * | 7.0 | 5 | 4 | 4 | 5 | 10 | 1 | 0 | 1 | 2 | 0 | 1 | 0 | 1-4 | 9-2 | 1 | 1.98 | 131 |
| Apr 01 | at McNeese | * | 7.0 | 3 | 2 | 2 | 9 | 8 | 0 | 0 | 0 | 2 | 0 | 2 | 0 | 12-2 | 10-2 | 1 | 1.98 | 162 |
| Apr 05 | ALABAMA | * | 6.0 | 3 | 1 | 1 | 4 | 7 | 0 | 0 | 0 | 0 | 0 | 2 | 0 | 2-1 | 11-2 | 1 | 1.92 | 119 |
| Apr 06 | ALABAMA | * | 3.2 | 7 | 5 | 4 | 2 | 2 | 1 | 0 | 1 | 2 | 0 | 1 | 0 | 5-8 | 11-2 | 1 | 2.16 | 77 |
| Apr 12 | at Texas A&M | * | 0.2 | 1 | 7 | 7 | 5 | 1 | 1 | 0 | 0 | 0 | 0 | 1 | 0 | 7-9 | 11-3 | 1 | 2.70 | 48 |
| Apr 19 | at Texas | * | 5.2 | 4 | 4 | 4 | 2 | 2 | 0 | 0 | 2 | 1 | 0 | 0 | 0 | 5-6 | 11-3 | 1 | 2.84 | 73 |
| Totals | | 16 | 93.2 | 53 | 41 | 38 | 62 | 125 | 5 | 0 | 7 | 14 | 0 | 19 | 0 | 151-61 | 11-3 | 1 | 2.84 | - |

HEAVENER'S CAREER STATS

| Year | avg | gp-gs | ab | r | h | 2b | 3b | hr | rbi | tb | slg% | bb | hbp | so | gdp | ob% | sf | sh | sb-att | po | a | e | fld% |
|-------|------|-------|----|---|---|----|----|----|-----|----|------|----|-----|----|-----|------|----|----|--------|----|----|---|------|
| 2025 | .000 | 0-0 | 0 | 0 | 0 | 0 | 0 | 0 | 0 | 0 | .000 | 0 | 0 | 0 | 0 | .000 | 0 | 0 | 0-0 | 1 | 11 | 1 | .923 |
| TOTAL | .000 | 0-0 | 0 | 0 | 0 | 0 | 0 | 0 | 0 | 0 | .000 | 0 | 0 | 0 | 0 | .000 | 0 | 0 | 0-0 | 1 | 11 | 1 | .923 |

| Year | era | w-l | app | gs | cg | sho | sv | ip | h | r | er | bb | so | 2b | 3b | hr | bf | bavg | wp | hbp | bk | sfa | sha |
|-------|------|------|-----|----|----|-----|----|------|----|----|----|----|-----|----|----|----|-----|------|----|-----|----|-----|-----|
| 2025 | 2.84 | 11-3 | 19 | 16 | 9 | 4/0 | 1 | 93.2 | 53 | 41 | 38 | 62 | 125 | 5 | 0 | 7 | 413 | .164 | 14 | 19 | 0 | 2 | 7 |
| TOTAL | 2.84 | 11-3 | 19 | 16 | 9 | 4/0 | 1 | 93.2 | 53 | 41 | 38 | 62 | 125 | 5 | 0 | 7 | 413 | .164 | 14 | 19 | 0 | 2 | 7 |



SYDNEY PETERSON

1

Infield • 5-5 • Redshirt Junior • R/R • 1L • Stockton, Calif. (Franklin HS)

| SINGLE-GAME SEASON HIGHS | |
|--------------------------|-------------------------------|
| Hits | 1, Charlotte (02/08/25) |
| Doubles | N/A |
| Triples | N/A |
| Home Runs | N/A |
| Total Bases | 1, Charlotte (02/08/25) |
| RBI's | 1, Charlotte (02/08/25) |
| Runs Scored | 1, UL Lafayette (03/11/25) |
| Walks | 2, UL Lafayette (03/11/25) |
| Hit By Pitch | 1, #23 Kentucky (03/15/25) |
| Sacrifice Flies | N/A |
| Sac Hits | N/A |
| At Bats | 2, at UL Lafayette (03/25/25) |
| Stolen Bases | N/A |
| Putouts | N/A |
| Assists | N/A |

| SINGLE-GAME CAREER HIGHS | |
|--------------------------|--|
| Hits | 2 at #14 Georgia (04/22/22) |
| Doubles | 1, Four Times |
| Triples | N/A |
| Home Runs | 1 at #14 Georgia (04/22/22) |
| Total Bases | 6 at #14 Georgia (04/22/22) |
| RBI's | 1, Five Times |
| Runs Scored | 2, Louisiana Tech (03/06/22) Drake (02/25/22) |
| Walks | 3 at #14 Georgia (04/22/22) |
| Hit By Pitch | 2, South Alabama (02/12/22) |
| Sacrifice Flies | N/A |
| Sac Hits | 1, Four Times |
| At Bats | 4 at #14 Georgia (04/22/22) |
| Stolen Bases | 1, Three Times |
| Putouts | 5, Three Times |
| Assists | 6, #8 Kentucky (04/02/22) |

Complete bio

Redshirt Junior Season (2025)

- Appeared in three games in 2024 after missing 2023 season due to a shoulder injury.
- Played in 54 of 57 games in 2022, including 50 starts at the second base position.
- Enters 2025 with 16 hits, four doubles, a home run, four RBI and 19 walks in her career.
- Has a .958 fielding percentage with 92 putouts and 91 assists.

2025 SEASON GAME-BY-GAME

| Date | Opponent | Pos | AB | R | H | RBI | 2B | 3B | HR | BB | SB | CS | HBP | SAC | SF | GDP | K | PO | A | E | Avg |
|--------|------------|-----|----|---|---|-----|----|----|----|----|----|----|-----|-----|----|-----|---|----|---|---|-------|
| Feb 08 | CHARLOTTE | ph | 1 | 0 | 1 | 1 | 0 | 0 | 0 | 0 | 0 | 0 | 0 | 0 | 0 | 0 | 0 | 0 | 0 | 0 | 1.000 |
| Mar 11 | ULL | *dh | 1 | 1 | 0 | 0 | 0 | 0 | 0 | 2 | 0 | 0 | 0 | 0 | 0 | 0 | 0 | 0 | 0 | 0 | .500 |
| Mar 15 | KENTUCKY | ph | 0 | 0 | 0 | 0 | 0 | 0 | 0 | 0 | 0 | 0 | 1 | 0 | 0 | 0 | 0 | 0 | 0 | 0 | .500 |
| Mar 16 | KENTUCKY | ph | 1 | 0 | 0 | 0 | 0 | 0 | 0 | 0 | 0 | 0 | 0 | 0 | 0 | 0 | 0 | 0 | 0 | 0 | .333 |
| Mar 22 | at Georgia | ph | 0 | 0 | 0 | 0 | 0 | 0 | 0 | 1 | 0 | 0 | 0 | 0 | 0 | 0 | 0 | 0 | 0 | 0 | .333 |
| Mar 25 | at ULL | *dh | 2 | 0 | 0 | 0 | 0 | 0 | 0 | 0 | 0 | 0 | 0 | 0 | 0 | 0 | 0 | 0 | 0 | 0 | .200 |
| Totals | | 2gs | 5 | 1 | 1 | 1 | 0 | 0 | 0 | 3 | 0 | 0 | 1 | 0 | 0 | 0 | 0 | 0 | 0 | 0 | .200 |

On base pct. .556 • Slugging pct. .200

PETERSON'S CAREER STATS

| Year | avg | gp-gs | ab | r | h | 2b | 3b | hr | rbi | tb | slg% | bb | hbp | so | gdp | ob% | sf | sh | sb-att | po | a | e | fld% |
|-------|------|-------|----|----|----|----|----|----|-----|----|------|----|-----|----|-----|------|----|----|--------|----|----|---|------|
| 2022 | .213 | 54-50 | 75 | 15 | 16 | 4 | 0 | 1 | 3 | 23 | .307 | 17 | 8 | 14 | 1 | .410 | 0 | 4 | 3-4 | 92 | 91 | 8 | .958 |
| 2024 | .000 | 3-0 | 1 | 1 | 0 | 0 | 0 | 0 | 1 | 0 | .000 | 2 | 0 | 0 | 0 | .667 | 0 | 0 | 0-0 | 0 | 0 | 0 | .000 |
| 2025 | .200 | 6-2 | 5 | 1 | 1 | 0 | 0 | 0 | 1 | 1 | .200 | 3 | 1 | 0 | 0 | .556 | 0 | 0 | 0-0 | 0 | 0 | 0 | .000 |
| TOTAL | .210 | 63-52 | 81 | 17 | 17 | 4 | 0 | 1 | 5 | 24 | .296 | 22 | 9 | 14 | 1 | .429 | 0 | 4 | 3-4 | 92 | 91 | 8 | .958 |



MADDOX MCKEE

2

Utility • 5-4 • Sophomore • L/R • 1L • Montgomery, Texas (Lake Creek HS)

| SINGLE-GAME SEASON HIGHS | |
|--------------------------|--|
| Hits | 3, at #3 Texas (04/17/25) Central Arkansas (02/07/25) |
| Doubles | 1, Louisiana Tech (04/09/25) #21/22 Northwestern (02/14/25) |
| Triples | N/A |
| Home Runs | 1, at McNeese (04/01/25) |
| Total Bases | 5, at McNeese (04/01/25) |
| RBI's | 2, Three Times |
| Runs Scored | 2, Three Times |
| Walks | 1, 10 Times |
| Hit By Pitch | 2, Southeastern La. (02/09/25) |
| Sacrifice Flies | 1, Charlotte (02/07/25) |
| Sac Hits | 1, #21/22 Northwestern (02/14/25) |
| At Bats | 4, at McNeese (04/01/25) Southern Miss (02/22/25) |
| Stolen Bases | 1, Seven Times |
| Putouts | 3, #24/23 Alabama (04/06/25) Southeastern La. (02/09/25) |
| Assists | 5, Southeastern La. (02/09/25) |

| SINGLE-GAME CAREER HIGHS | |
|--------------------------|-----------------------------------|
| Hits | 3, Three Times |
| Doubles | 1, Four Times |
| Triples | N/A |
| Home Runs | 1, at McNeese (04/01/25) |
| Total Bases | 5, at McNeese (04/01/25) |
| RBI's | 2, Five Times |
| Runs Scored | 2, Five Times |
| Walks | 2, #11/12 Texas A&M (03/30/24) |
| Hit By Pitch | 2, Southeastern La. (02/09/25) |
| Sacrifice Flies | 1, Three Times |
| Sac Hits | 1, #21/22 Northwestern (02/14/25) |
| At Bats | 4, Three Times |
| Stolen Bases | 1, Eight Times |
| Putouts | 3, Three Times |
| Assists | 5, Southeastern La. (02/09/25) |

Complete bio

Sophomore Season (2025)

- Hit her first collegiate home run at McNeese (April 1).
- Has matched her career-high two RBI three times this season.
- Batted .364 and had four hits and three RBI during 2025 season-opening weekend.
- Is 7-for-7 in stolen bases this season.
- Made 17 starts and appeared in 32 games with a .237 batting average with 14 hits, 11 runs and 7 RBI in 2024.

2025 SEASON GAME-BY-GAME

| Date | Opponent | Pos | AB | R | H | RBI | 2B | 3B | HR | BB | SB | CS | HBP | SAC | SF | GDP | K | PO | A | E | Avg |
|--------|------------------------|--------|----|----|----|-----|----|----|----|----|----|----|-----|-----|----|-----|---|----|----|---|------|
| Feb 07 | CHARLOTTE | *2b | 3 | 1 | 1 | 2 | 0 | 0 | 0 | 0 | 0 | 0 | 0 | 0 | 1 | 0 | 0 | 1 | 0 | 0 | .333 |
| Feb 07 | CENTRAL ARK | *dh | 3 | 2 | 3 | 0 | 0 | 0 | 0 | 0 | 0 | 0 | 0 | 0 | 0 | 0 | 0 | 0 | 0 | 0 | .667 |
| Feb 08 | CHARLOTTE | *2b | 1 | 1 | 0 | 0 | 0 | 0 | 0 | 1 | 0 | 0 | 0 | 0 | 0 | 0 | 0 | 1 | 1 | 0 | .571 |
| Feb 08 | CENTRAL ARK | *of/dh | 3 | 0 | 0 | 1 | 0 | 0 | 0 | 0 | 0 | 0 | 0 | 0 | 0 | 0 | 0 | 1 | 0 | 0 | .400 |
| Feb 09 | SOUTHEASTERN LA | *2b | 1 | 0 | 0 | 0 | 0 | 0 | 0 | 0 | 1 | 0 | 2 | 0 | 0 | 0 | 0 | 3 | 5 | 0 | .364 |
| Feb 14 | UT ARLINGTON | *2b | 2 | 0 | 0 | 0 | 0 | 0 | 0 | 1 | 0 | 0 | 0 | 0 | 0 | 0 | 1 | 0 | 1 | 0 | .308 |
| Feb 14 | NORTHWESTERN | *2b | 2 | 1 | 1 | 0 | 1 | 0 | 0 | 1 | 1 | 0 | 0 | 1 | 0 | 0 | 0 | 1 | 0 | 0 | .333 |
| Feb 15 | NORTHWESTERN | *2b | 3 | 0 | 1 | 0 | 0 | 0 | 0 | 0 | 0 | 0 | 0 | 0 | 0 | 0 | 1 | 1 | 1 | 0 | .333 |
| Feb 15 | VIRGINIA TECH | *dh | 3 | 0 | 0 | 0 | 0 | 0 | 0 | 1 | 0 | 0 | 0 | 0 | 0 | 0 | 1 | 0 | 0 | 0 | .286 |
| Feb 16 | VIRGINIA TECH | *dh | 3 | 2 | 1 | 0 | 0 | 0 | 0 | 0 | 0 | 0 | 0 | 0 | 0 | 0 | 1 | 0 | 0 | 0 | .292 |
| Feb 21 | PENN ST | *dh | 2 | 1 | 1 | 0 | 0 | 0 | 0 | 1 | 0 | 0 | 0 | 0 | 0 | 0 | 0 | 0 | 0 | 0 | .308 |
| Feb 21 | SOUTHERN MISS | *2b | 3 | 0 | 0 | 0 | 0 | 0 | 0 | 0 | 0 | 0 | 0 | 0 | 0 | 0 | 2 | 2 | 1 | 0 | .276 |
| Feb 22 | SOUTHERN MISS | *2b/dh | 4 | 0 | 1 | 1 | 0 | 0 | 0 | 0 | 1 | 0 | 0 | 0 | 0 | 0 | 0 | 2 | 0 | 0 | .273 |
| Feb 22 | NICHOLLS | *dh | 2 | 1 | 1 | 0 | 0 | 0 | 0 | 0 | 0 | 0 | 0 | 0 | 0 | 0 | 0 | 0 | 0 | 0 | .286 |
| Feb 27 | at Cal State Fullerton | *dh | 2 | 1 | 0 | 0 | 0 | 0 | 0 | 1 | 0 | 0 | 1 | 0 | 0 | 0 | 1 | 0 | 0 | 0 | .270 |
| Feb 28 | vs Notre Dame | ph/2b | 0 | 0 | 0 | 0 | 0 | 0 | 0 | 1 | 0 | 0 | 0 | 0 | 0 | 0 | 0 | 0 | 1 | 0 | .270 |
| Mar 07 | SOUTH ALABAMA | *dh | 2 | 1 | 0 | 0 | 0 | 0 | 0 | 1 | 0 | 0 | 0 | 0 | 0 | 0 | 0 | 0 | 0 | 0 | .256 |
| Mar 07 | SOUTH ALABAMA | ph/2b | 1 | 1 | 0 | 1 | 0 | 0 | 0 | 1 | 0 | 0 | 0 | 0 | 0 | 0 | 1 | 0 | 0 | 0 | .250 |
| Mar 11 | ULL | ph | 1 | 0 | 0 | 0 | 0 | 0 | 0 | 0 | 0 | 0 | 0 | 0 | 0 | 0 | 0 | 0 | 0 | 0 | .244 |
| Mar 14 | KENTUCKY | ph | 1 | 0 | 0 | 0 | 0 | 0 | 0 | 0 | 0 | 0 | 0 | 0 | 0 | 0 | 0 | 0 | 0 | 0 | .238 |
| Mar 15 | KENTUCKY | *dh | 2 | 0 | 0 | 0 | 0 | 0 | 0 | 0 | 0 | 0 | 0 | 0 | 0 | 0 | 1 | 0 | 0 | 0 | .227 |
| Mar 30 | SOUTH CAROLINA-2 | ph | 1 | 0 | 0 | 0 | 0 | 0 | 0 | 0 | 0 | 0 | 0 | 0 | 0 | 0 | 0 | 0 | 0 | 0 | .222 |
| Apr 01 | at McNeese | *2b | 4 | 2 | 2 | 2 | 0 | 0 | 1 | 0 | 1 | 0 | 0 | 0 | 0 | 0 | 0 | 1 | 0 | 0 | .245 |
| Apr 04 | ALABAMA | *2b | 3 | 1 | 1 | 1 | 0 | 0 | 0 | 0 | 0 | 0 | 0 | 0 | 0 | 0 | 1 | 1 | 3 | 0 | .250 |
| Apr 06 | ALABAMA | *2b | 3 | 0 | 1 | 1 | 0 | 0 | 0 | 0 | 0 | 0 | 0 | 0 | 0 | 1 | 0 | 3 | 0 | 0 | .255 |
| Apr 09 | LOUISIANA TECH | *2b | 3 | 0 | 2 | 2 | 1 | 0 | 0 | 0 | 0 | 0 | 0 | 0 | 0 | 0 | 0 | 0 | 2 | 1 | .276 |
| Apr 11 | at Texas A&M | *2b | 3 | 1 | 2 | 1 | 0 | 0 | 0 | 1 | 1 | 0 | 0 | 0 | 0 | 0 | 0 | 2 | 1 | 0 | .295 |
| Apr 12 | at Texas A&M | *2b | 3 | 0 | 0 | 0 | 0 | 0 | 0 | 0 | 0 | 0 | 0 | 0 | 0 | 0 | 0 | 2 | 0 | 0 | .281 |
| Apr 13 | at Texas A&M | ph | 1 | 0 | 0 | 0 | 0 | 0 | 0 | 0 | 0 | 0 | 0 | 0 | 0 | 0 | 0 | 0 | 0 | 0 | .277 |
| Apr 17 | at Texas | *dh | 3 | 1 | 3 | 0 | 0 | 0 | 0 | 0 | 0 | 0 | 0 | 0 | 0 | 0 | 0 | 0 | 0 | 0 | .309 |
| Apr 18 | at Texas | *dh | 3 | 0 | 0 | 0 | 0 | 0 | 0 | 0 | 0 | 0 | 0 | 0 | 0 | 0 | 0 | 0 | 0 | 0 | .296 |
| Apr 19 | at Texas | *dh | 2 | 1 | 0 | 0 | 0 | 0 | 0 | 0 | 0 | 1 | 0 | 0 | 0 | 0 | 0 | 0 | 0 | 0 | .288 |
| Totals | | 26gs | 73 | 18 | 21 | 12 | 2 | 0 | 1 | 10 | 7 | 0 | 4 | 1 | 1 | 1 | 8 | 21 | 17 | 2 | .288 |

On base pct. .398 • Slugging pct. .356

MCKEE'S CAREER STATS

| Year | avg | gp-gs | ab | r | h | 2b | 3b | hr | rbi | tb | slg% | bb | hbp | so | gdp | ob% | sf | sh | sb-att | po | a | e | fld% |
|-------|------|-------|-----|----|----|----|----|----|-----|----|------|----|-----|----|-----|------|----|----|--------|----|----|---|------|
| 2024 | .237 | 32-17 | 59 | 11 | 14 | 2 | 0 | 0 | 7 | 16 | .271 | 5 | 1 | 7 | 0 | .299 | 2 | 0 | 1-2 | 13 | 20 | 5 | .868 |
| 2025 | .288 | 32-26 | 73 | 18 | 21 | 2 | 0 | 1 | 12 | 26 | .356 | 10 | 4 | 8 | 1 | .398 | 1 | 1 | 7-7 | 21 | 17 | 2 | .950 |
| TOTAL | .265 | 64-43 | 132 | 29 | 35 | 4 | 0 | 1 | 19 | 42 | .318 | 15 | 5 | 15 | 1 | .355 | 3 | 1 | 8-9 | 34 | 37 | 7 | .910 |



MAIA TOWNSEND

3

Outfield • 5-9 • Junior • L/R • 2L • Morris, Ala. (Mortimer Jordan HS)

| SINGLE-GAME SEASON HIGHS | |
|--------------------------|---|
| Hits | N/A |
| Doubles | N/A |
| Triples | N/A |
| Home Runs | N/A |
| Total Bases | N/A |
| RBI's | N/A |
| Runs Scored | 1, Three Times |
| Walks | N/A |
| Hit By Pitch | N/A |
| Sacrifice Flies | N/A |
| Sac Hits | N/A |
| At Bats | 1, vs. Notre Dame (02/28/25) Southern Miss (02/21/25) |
| Stolen Bases | N/A |
| Putouts | 1, at UL Lafayette (03/25/25) Charlotte (02/08/25) |
| Assists | N/A |
| SINGLE-GAME CAREER HIGHS | |
| Hits | 1, A&M-Corpus Christi (02/24/23) |
| Doubles | N/A |
| Triples | N/A |
| Home Runs | N/A |
| Total Bases | 1, A&M-Corpus Christi (02/24/23) |
| RBI's | 1, NC State (03/31/23) |
| Runs Scored | 1, 20 Times |
| Walks | 1, NC State (03/31/23) |
| Hit By Pitch | N/A |
| Sacrifice Flies | N/A |
| Sac Hits | N/A |
| At Bats | 2, A&M-Corpus Christi (02/25/23) A&M-Corpus Christi (02/24/23) |
| Stolen Bases | 1, Five Times |
| Putouts | 1, Three Times |
| Assists | N/A |

[Complete bio](#)

Junior Season (2025)

- Has scored three runs this season.
- Appeared in 28 games in 2024 where she scored 10 runs and was 2-for-3 in stolen bases.
- Scored first career run against New Mexico as a pinch runner in 2023.
- Daughter of Marla Townsend who was a college softball coach at UAB for 18 seasons from 1998-2017..

2024 SEASON GAME-BY-GAME

| Date | Opponent | Pos | AB | R | H | RBI | 2B | 3B | HR | BB | SB | CS | HBP | SAC | SF | GDP | K | PO | A | E | Avg |
|--------|------------------------|-------|----|---|---|-----|----|----|----|----|----|----|-----|-----|----|-----|---|----|---|---|------|
| Feb 08 | CHARLOTTE | pr/of | 0 | 1 | 0 | 0 | 0 | 0 | 0 | 0 | 0 | 0 | 0 | 0 | 0 | 0 | 0 | 0 | 0 | 0 | .000 |
| Feb 14 | UT ARLINGTON | of | 0 | 1 | 0 | 0 | 0 | 0 | 0 | 0 | 0 | 0 | 0 | 0 | 0 | 0 | 0 | 0 | 0 | 0 | .000 |
| Feb 14 | NORTHWESTERN | pr/of | 0 | 0 | 0 | 0 | 0 | 0 | 0 | 0 | 0 | 0 | 0 | 0 | 0 | 0 | 0 | 0 | 0 | 0 | .000 |
| Feb 21 | PENN ST | of | 0 | 0 | 0 | 0 | 0 | 0 | 0 | 0 | 0 | 0 | 0 | 0 | 0 | 0 | 0 | 0 | 0 | 0 | .000 |
| Feb 21 | SOUTHERN MISS | ph | 1 | 0 | 0 | 0 | 0 | 0 | 0 | 0 | 0 | 1 | 0 | 0 | 0 | 0 | 0 | 0 | 0 | 0 | .000 |
| Feb 22 | NICHOLLS | of | 0 | 0 | 0 | 0 | 0 | 0 | 0 | 0 | 0 | 0 | 0 | 0 | 0 | 0 | 0 | 0 | 0 | 0 | .000 |
| Feb 27 | at Cal State Fullerton | pr | 0 | 0 | 0 | 0 | 0 | 0 | 0 | 0 | 0 | 0 | 0 | 0 | 0 | 0 | 0 | 0 | 0 | 0 | .000 |
| Feb 28 | vs Notre Dame | of | 1 | 0 | 0 | 0 | 0 | 0 | 0 | 0 | 0 | 0 | 0 | 0 | 0 | 0 | 0 | 0 | 0 | 0 | .000 |
| Mar 01 | vs Weber St. | pr/of | 0 | 0 | 0 | 0 | 0 | 0 | 0 | 0 | 0 | 0 | 0 | 0 | 0 | 0 | 0 | 0 | 0 | 0 | .000 |
| Mar 07 | SOUTH ALABAMA | pr | 0 | 0 | 0 | 0 | 0 | 0 | 0 | 0 | 0 | 0 | 0 | 0 | 0 | 0 | 0 | 0 | 0 | 0 | .000 |
| Mar 07 | SOUTH ALABAMA | pr/of | 0 | 1 | 0 | 0 | 0 | 0 | 0 | 0 | 0 | 0 | 0 | 0 | 0 | 0 | 0 | 0 | 0 | 0 | .000 |
| Mar 09 | MINNESOTA | pr | 0 | 0 | 0 | 0 | 0 | 0 | 0 | 0 | 0 | 0 | 0 | 0 | 0 | 0 | 0 | 0 | 0 | 0 | .000 |
| Mar 25 | at ULL | of | 0 | 0 | 0 | 0 | 0 | 0 | 0 | 0 | 0 | 0 | 0 | 0 | 0 | 0 | 0 | 1 | 0 | 0 | .000 |
| Mar 30 | SOUTH CAROLINA-1 | of | 0 | 0 | 0 | 0 | 0 | 0 | 0 | 0 | 0 | 0 | 0 | 0 | 0 | 0 | 0 | 0 | 0 | 0 | .000 |
| Apr 17 | at Texas | pr | 0 | 0 | 0 | 0 | 0 | 0 | 0 | 0 | 0 | 0 | 0 | 0 | 0 | 0 | 0 | 0 | 0 | 0 | .000 |
| Totals | | ogs | 2 | 3 | 0 | 0 | 0 | 0 | 0 | 0 | 0 | 1 | 0 | 0 | 0 | 0 | 0 | 2 | 0 | 0 | .000 |

On base pct. .000 • Slugging pct. .000

TOWNSEND'S CAREER STATS

| Year | avg | gp-gs | ab | r | h | 2b | 3b | hr | rbi | tb | slg% | bb | hbp | so | gdp | ob% | sf | sh | sb-att | po | a | e | fld% |
|-------|------|-------|----|----|---|----|----|----|-----|----|------|----|-----|----|-----|------|----|----|--------|----|---|---|-------|
| 2023 | .200 | 25-0 | 5 | 7 | 1 | 0 | 0 | 0 | 1 | 1 | .200 | 1 | 0 | 2 | 0 | .333 | 0 | 0 | 3-3 | 1 | 0 | 0 | 1.000 |
| 2024 | .000 | 28-0 | 1 | 10 | 0 | 0 | 0 | 0 | 0 | 0 | .000 | 0 | 0 | 1 | 0 | .000 | 0 | 0 | 2-3 | 0 | 0 | 0 | .000 |
| 2025 | .000 | 15-0 | 2 | 3 | 0 | 0 | 0 | 0 | 0 | 0 | .000 | 0 | 0 | 0 | 0 | .000 | 0 | 0 | 0-1 | 2 | 0 | 0 | 1.000 |
| TOTAL | .125 | 68-0 | 8 | 20 | 1 | 0 | 0 | 0 | 1 | 1 | .125 | 1 | 0 | 3 | 0 | .222 | 0 | 0 | 5-7 | 3 | 0 | 0 | 1.000 |



MCKENZIE REDOUTEY

4

Outfield • 5-6 • Senior • L/L • 3L • Franklin, N.C. (Franklin HS)

| SINGLE-GAME SEASON HIGHS | |
|--------------------------|--|
| Hits | 3, UL Lafayette (03/11/25) #21/22 Northwestern (02/14/25) |
| Doubles | 1, 11 Times |
| Triples | 1, #10/11 South Carolina (03/28/25) #17/18 Virginia Tech (02/15/25) |
| Home Runs | 1, Three Times |
| Total Bases | 6, Southern Miss (02/21/25) |
| RBIs | 3, Four Times |
| Runs Scored | 3, Southern Miss (02/22/25) |
| Walks | 2, Four Times |
| Hit By Pitch | 1, Three Times |
| Sacrifice Flies | 1, Four Times |
| Sac Hits | N/A |
| At Bats | 5, Southern Miss (02/22/25) |
| Stolen Bases | 1, South Alabama (03/07/25) Southeastern La. (02/09/25) |
| Putouts | 4, at #3 Texas (04/19/25) |
| Assists | 1, #10/11 South Carolina (03/30/25) Minnesota (03/09/25) |
| SINGLE-GAME CAREER HIGHS | |
| Hits | 3, Six Times |
| Doubles | 2, Houston (02/24/24) |
| Triples | 1, Six Times |
| Home Runs | 2, at Louisiana Tech (02/21/23) |
| Total Bases | 8, at Louisiana Tech (02/21/23) |
| RBIs | 4, at #16 Alabama (04/29/23) |
| Runs Scored | 3, Three Times |
| Walks | 2, 14 Times |
| Hit By Pitch | 1, 14 Times |
| Sacrifice Flies | 1, Eight Times |
| Sac Hits | 1, Five Times |
| At Bats | 6, vs. #20 Alabama (05/08/24) |
| Stolen Bases | 1, Seven Times |
| Putouts | 6 vs. Oklahoma St. (02/18/22) |
| Assists | 2, Mississippi St. (04/22/23) |

[Complete bio](#)

Senior Season (2025)

- Leads club with 11 doubles and has two triples and three home runs.
- One of five Tigers with double-digit extra-base hits this season.
- Batted .303 in 2024, marking her second consecutive season with a batting average over .300.
- Recorded a 1.000 fielding percentage from the outfield in 2024 with 49 putouts and five assists.
- Hit a career-high two home runs at Louisiana Tech on Feb. 22, 2023.
- Is a 2023 All-SEC First Team and SEC All-Defensive Team selection.

2025 SEASON GAME-BY-GAME

| Date | Opponent | Pos | AB | R | H | RBI | 2B | 3B | HR | BB | SB | CS | HBP | SAC | SF | GDP | K | PO | A | E | Avg | |
|--------|------------------------|-----|------|-----|----|-----|----|----|----|----|----|----|-----|-----|----|-----|---|----|----|---|------|------|
| Feb 07 | CHARLOTTE | *of | 4 | 0 | 0 | 0 | 0 | 0 | 0 | 0 | 0 | 0 | 0 | 0 | 0 | 0 | 0 | 0 | 0 | 0 | .000 | |
| Feb 07 | CENTRAL ARK | *of | 3 | 1 | 1 | 0 | 1 | 0 | 0 | 0 | 0 | 0 | 0 | 0 | 0 | 0 | 0 | 0 | 0 | 0 | .143 | |
| Feb 08 | CHARLOTTE | *of | 2 | 0 | 0 | 0 | 0 | 0 | 0 | 0 | 0 | 0 | 0 | 0 | 0 | 0 | 0 | 1 | 0 | 0 | .111 | |
| Feb 08 | CENTRAL ARK | *of | 2 | 0 | 1 | 0 | 0 | 0 | 0 | 1 | 0 | 0 | 0 | 0 | 0 | 0 | 0 | 0 | 0 | 0 | .182 | |
| Feb 09 | SOUTHEASTERN LA | *of | 1 | 0 | 0 | 1 | 0 | 0 | 0 | 1 | 1 | 0 | 0 | 0 | 0 | 1 | 0 | 0 | 0 | 0 | .167 | |
| Feb 14 | UT ARLINGTON | *of | 3 | 0 | 1 | 1 | 0 | 0 | 0 | 0 | 0 | 0 | 0 | 0 | 0 | 0 | 0 | 0 | 1 | 0 | .200 | |
| Feb 14 | NORTHWESTERN | *of | 4 | 0 | 3 | 3 | 1 | 0 | 0 | 0 | 0 | 0 | 0 | 0 | 0 | 0 | 0 | 3 | 0 | 0 | .316 | |
| Feb 15 | NORTHWESTERN | *of | 2 | 0 | 1 | 3 | 1 | 0 | 0 | 0 | 0 | 0 | 0 | 0 | 1 | 0 | 0 | 0 | 0 | 0 | .333 | |
| Feb 15 | VIRGINIA TECH | *of | 4 | 1 | 2 | 0 | 0 | 1 | 0 | 0 | 0 | 0 | 0 | 0 | 0 | 0 | 0 | 3 | 0 | 0 | .360 | |
| Feb 16 | VIRGINIA TECH | *of | 3 | 0 | 1 | 0 | 0 | 0 | 1 | 0 | 0 | 0 | 0 | 0 | 0 | 0 | 0 | 0 | 0 | 0 | .357 | |
| Feb 21 | PENN ST | *of | 3 | 0 | 1 | 2 | 0 | 0 | 0 | 0 | 0 | 0 | 0 | 0 | 0 | 0 | 0 | 0 | 0 | 0 | .355 | |
| Feb 21 | SOUTHERN MISS | *of | 2 | 3 | 2 | 3 | 1 | 0 | 1 | 1 | 0 | 0 | 0 | 0 | 0 | 0 | 0 | 0 | 0 | 0 | .394 | |
| Feb 22 | SOUTHERN MISS | *of | 5 | 0 | 2 | 3 | 1 | 0 | 0 | 0 | 0 | 0 | 0 | 0 | 0 | 0 | 0 | 0 | 0 | 0 | .395 | |
| Feb 22 | NICHOLLS | *of | 3 | 0 | 1 | 1 | 1 | 0 | 0 | 0 | 0 | 0 | 0 | 0 | 0 | 0 | 0 | 0 | 0 | 0 | .390 | |
| Feb 27 | vs UCLA | *of | 3 | 0 | 0 | 0 | 0 | 0 | 0 | 0 | 0 | 0 | 0 | 0 | 0 | 0 | 0 | 0 | 0 | 0 | .364 | |
| Feb 27 | at Cal State Fullerton | *of | 4 | 0 | 0 | 0 | 0 | 0 | 0 | 0 | 0 | 0 | 0 | 0 | 0 | 0 | 0 | 0 | 0 | 0 | .333 | |
| Feb 28 | vs Utah | *of | 3 | 1 | 1 | 1 | 1 | 0 | 0 | 0 | 0 | 0 | 0 | 0 | 0 | 0 | 0 | 1 | 0 | 0 | .333 | |
| Feb 28 | vs Notre Dame | *of | 3 | 1 | 0 | 1 | 0 | 0 | 0 | 1 | 0 | 0 | 0 | 0 | 0 | 0 | 1 | 0 | 0 | 0 | .315 | |
| Mar 01 | vs Weber St. | *of | 2 | 1 | 0 | 0 | 0 | 0 | 0 | 1 | 0 | 0 | 0 | 0 | 0 | 0 | 0 | 0 | 0 | 0 | .304 | |
| Mar 05 | ULLM | *of | 2 | 0 | 0 | 0 | 0 | 0 | 0 | 1 | 0 | 0 | 0 | 0 | 0 | 0 | 0 | 0 | 0 | 0 | .293 | |
| Mar 07 | SOUTH ALABAMA | *of | 2 | 0 | 1 | 0 | 0 | 0 | 0 | 1 | 1 | 0 | 0 | 0 | 0 | 0 | 0 | 1 | 0 | 0 | .300 | |
| Mar 07 | SOUTH ALABAMA | *of | 2 | 2 | 1 | 2 | 1 | 0 | 0 | 2 | 0 | 0 | 0 | 0 | 0 | 0 | 0 | 0 | 0 | 0 | .306 | |
| Mar 08 | MINNESOTA | *of | 2 | 1 | 0 | 0 | 0 | 0 | 0 | 1 | 0 | 0 | 0 | 0 | 0 | 0 | 0 | 0 | 1 | 0 | .297 | |
| Mar 09 | MINNESOTA | *of | 2 | 1 | 1 | 2 | 0 | 0 | 0 | 0 | 0 | 0 | 0 | 0 | 0 | 0 | 0 | 0 | 0 | 0 | .303 | |
| Mar 11 | ULL | *of | 3 | 3 | 3 | 0 | 0 | 0 | 0 | 0 | 0 | 0 | 0 | 0 | 0 | 0 | 0 | 0 | 0 | 0 | .333 | |
| Mar 14 | KENTUCKY | *of | 3 | 0 | 1 | 2 | 1 | 0 | 0 | 0 | 0 | 0 | 0 | 0 | 0 | 0 | 0 | 0 | 0 | 0 | .333 | |
| Mar 15 | KENTUCKY | *of | 3 | 1 | 2 | 0 | 0 | 0 | 0 | 0 | 0 | 0 | 1 | 0 | 0 | 0 | 0 | 2 | 0 | 0 | .347 | |
| Mar 16 | KENTUCKY | *of | 2 | 0 | 0 | 0 | 0 | 0 | 0 | 2 | 0 | 0 | 0 | 0 | 0 | 0 | 0 | 0 | 0 | 0 | .338 | |
| Mar 21 | at Georgia | *of | 3 | 0 | 0 | 0 | 0 | 0 | 0 | 0 | 0 | 0 | 0 | 0 | 0 | 0 | 2 | 0 | 0 | 0 | .325 | |
| Mar 22 | at Georgia | *of | 1 | 2 | 1 | 1 | 0 | 0 | 0 | 0 | 0 | 0 | 0 | 0 | 1 | 0 | 0 | 2 | 0 | 0 | .333 | |
| Mar 23 | at Georgia | *of | 3 | 0 | 1 | 1 | 0 | 0 | 0 | 0 | 0 | 0 | 0 | 0 | 0 | 0 | 0 | 0 | 0 | 0 | .333 | |
| Mar 25 | at ULL | *of | 3 | 2 | 1 | 1 | 1 | 0 | 0 | 1 | 0 | 0 | 0 | 0 | 0 | 0 | 0 | 1 | 0 | 0 | .333 | |
| Mar 28 | SOUTH CAROLINA | *of | 3 | 0 | 2 | 2 | 0 | 1 | 0 | 0 | 0 | 0 | 0 | 0 | 0 | 0 | 0 | 0 | 0 | 0 | .344 | |
| Mar 30 | SOUTH CAROLINA-1 | *of | 4 | 0 | 0 | 0 | 0 | 0 | 0 | 0 | 0 | 0 | 0 | 0 | 0 | 0 | 1 | 2 | 0 | 0 | .330 | |
| Mar 30 | SOUTH CAROLINA-2 | *of | 3 | 0 | 1 | 0 | 0 | 0 | 0 | 0 | 0 | 0 | 0 | 0 | 0 | 0 | 0 | 1 | 3 | 1 | .330 | |
| Apr 01 | at McNeese | *of | 2 | 1 | 2 | 2 | 0 | 0 | 1 | 0 | 0 | 1 | 0 | 0 | 0 | 0 | 0 | 0 | 0 | 0 | .343 | |
| Apr 04 | ALABAMA | *of | 3 | 1 | 1 | 0 | 0 | 0 | 0 | 0 | 0 | 0 | 0 | 0 | 0 | 0 | 0 | 0 | 1 | 0 | .353 | |
| Apr 05 | ALABAMA | *of | 2 | 0 | 0 | 0 | 0 | 0 | 0 | 1 | 0 | 0 | 0 | 0 | 0 | 0 | 0 | 1 | 1 | 0 | .346 | |
| Apr 06 | ALABAMA | *of | 2 | 1 | 0 | 0 | 0 | 0 | 0 | 2 | 0 | 0 | 0 | 0 | 0 | 0 | 0 | 0 | 1 | 0 | .340 | |
| Apr 09 | LOUISIANA TECH | *of | 3 | 0 | 2 | 2 | 0 | 0 | 0 | 1 | 0 | 0 | 0 | 0 | 0 | 0 | 0 | 0 | 1 | 0 | .349 | |
| Apr 11 | at Texas A&M | *of | 3 | 1 | 2 | 1 | 0 | 0 | 0 | 0 | 0 | 0 | 0 | 0 | 1 | 0 | 1 | 0 | 0 | 0 | .357 | |
| Apr 12 | at Texas A&M | *of | 4 | 0 | 0 | 0 | 0 | 0 | 0 | 0 | 0 | 0 | 0 | 0 | 0 | 0 | 0 | 1 | 0 | 0 | .345 | |
| Apr 13 | at Texas A&M | *of | 4 | 0 | 1 | 0 | 0 | 0 | 0 | 0 | 0 | 0 | 0 | 0 | 0 | 0 | 1 | 0 | 0 | 0 | .342 | |
| Apr 18 | at Texas | *of | 3 | 0 | 0 | 1 | 0 | 0 | 0 | 0 | 0 | 0 | 0 | 0 | 0 | 0 | 0 | 1 | 1 | 0 | .333 | |
| Apr 19 | at Texas | *of | 4 | 1 | 1 | 2 | 0 | 0 | 1 | 0 | 0 | 0 | 0 | 0 | 0 | 1 | 0 | 4 | 0 | 0 | .331 | |
| Totals | | | 45gs | 127 | 25 | 42 | 39 | 11 | 2 | 3 | 21 | 2 | 0 | 3 | 0 | 4 | 1 | 11 | 31 | 2 | 0 | .331 |

On base pct. .426 • Slugging pct. .520

REDOUTEY'S CAREER STATS

| Year | avg | gp-gs | ab | r | h | 2b | 3b | hr | rbi | tb | slg% | bb | hbp | so | gdp | ob% | sf | sh | sb-att | po | a | e | fld% |
|-------|------|---------|-----|-----|-----|----|----|----|-----|-----|------|----|-----|----|-----|------|----|----|--------|-----|----|---|-------|
| 2022 | .242 | 48-35 | 91 | 22 | 22 | 11 | 0 | 3 | 19 | 42 | .462 | 26 | 2 | 21 | 0 | .417 | 1 | 2 | 1-1 | 32 | 1 | 3 | .917 |
| 2023 | .306 | 59-59 | 157 | 31 | 48 | 11 | 3 | 6 | 35 | 83 | .529 | 16 | 3 | 33 | 1 | .376 | 2 | 1 | 3-3 | 56 | 4 | 1 | .984 |
| 2024 | .303 | 61-61 | 175 | 40 | 53 | 9 | 1 | 5 | 18 | 79 | .451 | 25 | 6 | 23 | 2 | .406 | 1 | 2 | 1-1 | 49 | 5 | 0 | 1.000 |
| 2025 | .331 | 45-45 | 127 | 25 | 42 | 11 | 2 | 3 | 39 | 66 | .520 | 21 | 3 | 11 | 1 | .426 | 4 | 0 | 2-2 | 31 | 2 | 0 | 1.000 |
| TOTAL | .300 | 213-200 | 550 | 118 | 165 | 42 | 6 | 17 | 111 | 270 | .491 | 88 | 14 | 88 | 4 | .405 | 8 | 5 | 7-7 | 168 | 12 | 4 | .978 |



ASHLEY VALLEJO

5

Pitcher • 5-8 • Redshirt Senior • R/R • TR • New Waverly, Texas (McNeese)

| SINGLE-GAME SEASON HIGHS | |
|--------------------------|---|
| Innings Pitched | 5.1, at #3 Texas A&M (04/12/25) |
| Strikeouts | 4, Weber State (03/01/25) |
| Batters Faced | 23, at #3 Texas A&M (04/12/25) Nicholls (02/22/25) |
| Putouts | 1, at UL Lafayette (03/25/25) |
| Assists | 1, Six Times |
| Runners CS | N/A |

| SINGLE-GAME CAREER HIGHS | |
|--------------------------|--|
| Innings Pitched | 7.2, vs. Minnesota (05/09/23)* |
| Strikeouts | 14, Northwestern St. (04/07/23)* |
| Batters Faced | 32, vs. Southeastern (05/11/23)* vs. Northwestern St. (05/11/22)* |
| Putouts | 1, 12 Times* |
| Assists | 5, vs. LSU (04/19/22)* |
| Runners CS | 2, vs. Sam Houston St. (02/24/22)* |

* Includes games played at McNeese

Complete bio

Redshirt Senior Season (2025)

- Tossed a combined shutout in first apperance as an LSU Tiger.
- Threw a season-high four strikeouts in relief against Weber State (March 1).
- Helped McNeese win three consecutive Southland Conference (SLC) regular season titles (2021-2023).
- Named the 2022 SLC Pitcher of the Year and a two-time All-SLC selection,
- Reached the NCAA Super Regionals in 2023, but missed 2024 season due to injury.

2025 SEASON GAME-BY-GAME

| Date | Opponent | Pos | AB | R | H | RBI | 2B | 3B | HR | BB | SB | CS | HBP | SAC | SF | GDP | K | PO | A | E | Avg |
|--------|--------------|-----|----|---|---|-----|----|----|----|----|----|----|-----|-----|----|-----|---|----|---|---|------|
| Feb 08 | CENTRAL ARK | *p | 0 | 0 | 0 | 0 | 0 | 0 | 0 | 0 | 0 | 0 | 0 | 0 | 0 | 0 | 0 | 0 | 1 | 0 | .000 |
| Feb 22 | NICHOLLS | *p | 0 | 0 | 0 | 0 | 0 | 0 | 0 | 0 | 0 | 0 | 0 | 0 | 0 | 0 | 0 | 0 | 1 | 0 | .000 |
| Mar 25 | at ULL | *p | 0 | 0 | 0 | 0 | 0 | 0 | 0 | 0 | 0 | 0 | 0 | 0 | 0 | 0 | 0 | 1 | 1 | 0 | .000 |
| Apr 06 | ALABAMA | *p | 0 | 0 | 0 | 0 | 0 | 0 | 0 | 0 | 0 | 0 | 0 | 0 | 0 | 0 | 0 | 0 | 1 | 0 | .000 |
| Apr 11 | at Texas A&M | p | 0 | 0 | 0 | 0 | 0 | 0 | 0 | 0 | 0 | 0 | 0 | 0 | 0 | 0 | 0 | 0 | 1 | 0 | .000 |
| Apr 12 | at Texas A&M | p | 0 | 0 | 0 | 0 | 0 | 0 | 0 | 0 | 0 | 0 | 0 | 0 | 0 | 0 | 0 | 0 | 1 | 0 | .000 |
| Totals | | 4gs | 0 | 0 | 0 | 0 | 0 | 0 | 0 | 0 | 0 | 0 | 0 | 0 | 0 | 0 | 0 | 1 | 6 | 0 | .000 |

On base pct. .000 • Slugging pct. .000

#5 Ashley Vallejo - 9 appearances (All games)

| Date | Opponent | GS | IP | H | R | ER | BB | SO | 2B | 3B | HR | WP | BK | HBP | IBB | Score | W-L | Sv | ERA | NP |
|--------|---------------|----|------|----|----|----|----|----|----|----|----|----|----|-----|-----|-------|-----|----|------|----|
| Feb 08 | CENTRAL ARK | * | 5.0 | 2 | 0 | 0 | 0 | 2 | 1 | 0 | 0 | 0 | 0 | 0 | 0 | 6-0 | 1-0 | 0 | 0.00 | 69 |
| Feb 22 | NICHOLLS | * | 5.0 | 7 | 2 | 2 | 1 | 1 | 1 | 0 | 0 | 0 | 0 | 0 | 0 | 12-2 | 2-0 | 0 | 1.40 | 74 |
| Mar 01 | vs Weber St. | | 3.0 | 1 | 0 | 0 | 0 | 4 | 0 | 0 | 0 | 0 | 0 | 0 | 0 | 9-1 | 2-0 | 0 | 1.08 | 35 |
| Mar 07 | SOUTH ALABAMA | | 2.0 | 5 | 4 | 4 | 1 | 1 | 0 | 0 | 1 | 0 | 0 | 0 | 0 | 18-4 | 2-0 | 0 | 2.80 | 47 |
| Mar 25 | at ULL | * | 2.2 | 4 | 4 | 0 | 1 | 1 | 1 | 0 | 0 | 0 | 0 | 0 | 0 | 11-4 | 2-0 | 0 | 2.38 | 66 |
| Apr 06 | ALABAMA | * | 3.1 | 4 | 3 | 2 | 2 | 1 | 0 | 0 | 0 | 0 | 0 | 0 | 0 | 5-8 | 2-1 | 0 | 2.67 | 69 |
| Apr 11 | at Texas A&M | | 2.0 | 5 | 3 | 3 | 2 | 0 | 3 | 0 | 0 | 0 | 0 | 1 | 0 | 7-12 | 2-1 | 0 | 3.35 | 49 |
| Apr 12 | at Texas A&M | | 5.1 | 3 | 2 | 2 | 4 | 2 | 0 | 0 | 0 | 0 | 0 | 1 | 0 | 7-9 | 2-1 | 0 | 3.21 | 85 |
| Apr 19 | at Texas | | 0.1 | 1 | 0 | 0 | 0 | 0 | 0 | 0 | 0 | 0 | 0 | 0 | 0 | 5-6 | 2-1 | 0 | 3.17 | 6 |
| Totals | | 4 | 28.2 | 32 | 18 | 13 | 11 | 12 | 6 | 0 | 1 | 0 | 0 | 2 | 0 | 80-46 | 2-1 | 0 | 3.17 | - |

VALLEJO'S CAREER STATS (AT MCNEESE)

| Year | era | w-l | app | gs | cg | sho | sv | ip | h | r | er | bb | so |
|-------|------|-------|-----|----|----|------|----|-------|-----|-----|-----|-----|-----|
| 2021 | 2.86 | 7-7 | 26 | 10 | 3 | 1/0 | 0 | 90.2 | 83 | 42 | 37 | 43 | 71 |
| 2022 | 2.32 | 18-8 | 41 | 24 | 17 | 8/0 | 1 | 168.2 | 139 | 71 | 56 | 43 | 121 |
| 2023 | 2.25 | 19-9 | 32 | 25 | 13 | 7/2 | 1 | 152.1 | 118 | 55 | 49 | 55 | 112 |
| 2024 | 4.20 | 1-0 | 1 | 1 | 1 | 0/0 | 0 | 5.0 | 5 | 3 | 3 | 1 | 2 |
| TOTAL | 2.44 | 45-24 | 100 | 60 | 34 | 16/2 | 2 | 416.2 | 345 | 171 | 145 | 142 | 306 |

VALLEJO'S CAREER STATS (AT LSU)

| Year | era | w-l | app | gs | cg | sho | sv | ip | h | r | er | bb | so | 2b | 3b | hr | bf | bavg | wp | hbp | bk | sfa | sha |
|-------|------|-----|-----|----|----|-----|----|------|----|----|----|----|----|----|----|----|-----|------|----|-----|----|-----|-----|
| 2025 | 3.17 | 2-1 | 9 | 4 | 1 | 0/1 | 0 | 28.2 | 32 | 18 | 13 | 11 | 12 | 6 | 0 | 1 | 130 | .278 | 0 | 2 | 0 | 0 | 2 |
| TOTAL | 3.17 | 2-1 | 9 | 4 | 1 | 0/1 | 0 | 28.2 | 32 | 18 | 13 | 11 | 12 | 6 | 0 | 1 | 130 | .278 | 0 | 2 | 0 | 0 | 2 |



ABIGAIL SAVOY

6

Infield • 5-8 • Junior • L/L • 2L • Branch, La. (Notre Dame HS)

| SINGLE-GAME SEASON HIGHS | |
|--------------------------|---|
| Hits | N/A |
| Doubles | N/A |
| Triples | N/A |
| Home Runs | N/A |
| Total Bases | N/A |
| RBI | N/A |
| Runs Scored | N/A |
| Walks | 1, Penn State (02/21/25) Nicholls (02/22/25) |
| Hit By Pitch | N/A |
| Sacrifice Flies | N/A |
| Sac Hits | N/A |
| At Bats | N/A |
| Stolen Bases | N/A |
| Putouts | N/A |
| Assists | N/A |

| SINGLE-GAME CAREER HIGHS | |
|--------------------------|---------------------------|
| Hits | 1, Austin Peay (02/24/24) |
| Doubles | N/A |
| Triples | N/A |
| Home Runs | 1, Austin Peay (02/24/24) |
| Total Bases | 4, Austin Peay (02/24/24) |
| RBI | 2, Austin Peay (02/24/24) |
| Runs Scored | 1, Three Times |
| Walks | 1, Four Times |
| Hit By Pitch | N/A |
| Sacrifice Flies | N/A |
| Sac Hits | N/A |
| At Bats | 1, Eight Times |
| Stolen Bases | N/A |
| Putouts | N/A |
| Assists | N/A |

Complete bio

Junior Season (2025)

- First and only collegiate hit was a pinch-hit two-run home run vs. Austin Peay on Feb. 24, 2024.
- Is a two-time SEC Academic Honor Roll selection.
- Played at Notre Dame High School where she helped the program win three State Championship Titles.
- Was high school teammates with current LSU teammate Maci Bergeron.

2025 SEASON GAME-BY-GAME

| Date | Opponent | Pos | AB | R | H | RBI | 2B | 3B | HR | BB | SB | CS | HBP | SAC | SF | GDP | K | PO | A | E | Avg |
|--------|----------|-----|----|---|---|-----|----|----|----|----|----|----|-----|-----|----|-----|---|----|---|---|------|
| Feb 21 | PENN ST | ph | 0 | 0 | 0 | 0 | 0 | 0 | 0 | 1 | 0 | 0 | 0 | 0 | 0 | 0 | 0 | 0 | 0 | 0 | .000 |
| Feb 22 | NICHOLLS | ph | 0 | 0 | 0 | 0 | 0 | 0 | 0 | 0 | 0 | 0 | 0 | 0 | 0 | 0 | 0 | 0 | 0 | 0 | .000 |
| Totals | | Ogs | 0 | 0 | 0 | 0 | 0 | 0 | 0 | 2 | 0 | 0 | 0 | 0 | 0 | 0 | 0 | 0 | 0 | 0 | .000 |

On base pct. 1.000 • Slugging pct. .000

SAVOY'S CAREER STATS

| Year | avg | gp-gs | ab | r | h | 2b | 3b | hr | rbi | tb | slg% | bb | hbp | so | gdp | ob% | sf | sh | sb-att | po | a | e | fld% |
|-------|------|-------|----|---|---|----|----|----|-----|----|-------|----|-----|----|-----|-------|----|----|--------|----|---|---|------|
| 2023 | .000 | 7-0 | 5 | 2 | 0 | 0 | 0 | 0 | 0 | 0 | .000 | 2 | 0 | 1 | 0 | .286 | 0 | 0 | 0-0 | 0 | 0 | 0 | .000 |
| 2024 | .333 | 3-0 | 3 | 1 | 1 | 0 | 0 | 1 | 3 | 4 | 1.333 | 0 | 0 | 0 | 0 | .333 | 0 | 0 | 0-0 | 0 | 0 | 0 | .000 |
| 2025 | .000 | 2-0 | 0 | 0 | 0 | 0 | 0 | 0 | 0 | 0 | .000 | 2 | 0 | 0 | 0 | 1.000 | 0 | 0 | 0-0 | 0 | 0 | 0 | .000 |
| TOTAL | .125 | 12-0 | 8 | 3 | 1 | 0 | 0 | 1 | 3 | 4 | .500 | 4 | 0 | 1 | 0 | .417 | 0 | 0 | 0-0 | 0 | 0 | 0 | .000 |



JALIA LASSITER

7

Outfielder • 5-7 • Junior • R/R • TR • Atmore, Ala. (Ole Miss)

| SINGLE-GAME SEASON HIGHS | |
|--------------------------|--|
| Hits | 4, at #13/15 Georgia (03/22/25) |
| Doubles | 2, #23 Kentucky (03/15/25) |
| Triples | 1, vs. Weber State (03/01/25) |
| Home Runs | 1, #24/23 Alabama (04/04/24) at #13/15 Georgia (03/22/25) |
| Total Bases | 8, at #13/15 Georgia (03/22/25) |
| RBIs | 4, at #13/15 Georgia (03/22/25) |
| Runs Scored | 3, Three Times |
| Walks | 2, Four Times |
| Hit By Pitch | 1, Three Times |
| Sacrifice Flies | 1, Three Times |
| Sac Hits | 1, Southeastern La. (02/09/25) |
| At Bats | 5, Three Times |
| Stolen Bases | 1, Four Times |
| Putouts | 5, #24/23 Alabama (04/05/25) |
| Assists | 1, at #13/15 Georgia (03/21/25) UL Lafayette (03/11/25) |

| SINGLE-GAME CAREER HIGHS | |
|--------------------------|--|
| Hits | 4, at #13/15 Georgia (03/22/25) |
| Doubles | 2, Three Times* |
| Triples | 1, 10 Times* |
| Home Runs | 1, Nine Times* |
| Total Bases | 8, at #13/15 Georgia (03/22/25) |
| RBIs | 4, Three Times* |
| Runs Scored | 3, Four Times* |
| Walks | 3 at Texas A&M (04/20/2024)* at LSU (03/18/2024)* |
| Hit By Pitch | 1, Eight Times* |
| Sacrifice Flies | 1, Six Times* |
| Sac Hits | 1, Seven Times* |
| At Bats | 6, Auburn (04/26/2024)* |
| Stolen Bases | 3, Memphis (03/28/2023)* |
| Putouts | 8 vs. LSU (05/10/2023)* |
| Assists | 1, Six Times* |

* Includes games played at Ole Miss

Complete bio

Junior Season (2025)

- Was 4-for-4 with four RBI and hit her first career grand slam at No. 13/15 Georgia (March 22).
- Led LSU with a .500 batting average (5-for-10) and five RBI in the SEC series at Georgia (March 21-23).
- Has three games this season with a 1.000 batting average with at least three at-bats.
- A two-time NFCA South All-Region Selection.

2025 SEASON GAME-BY-GAME

| Date | Opponent | Pos | AB | R | H | RBI | 2B | 3B | HR | BB | SB | CS | HBP | SAC | SF | GDP | K | PO | A | E | Avg | |
|--------|------------------------|-----|------|-----|----|-----|----|----|----|----|----|----|-----|-----|----|-----|---|----|----|---|------|------|
| Feb 07 | CHARLOTTE | *of | 3 | 1 | 1 | 1 | 1 | 0 | 0 | 1 | 0 | 0 | 0 | 0 | 0 | 0 | 0 | 0 | 0 | 0 | .333 | |
| Feb 07 | CENTRAL ARK | *of | 3 | 1 | 1 | 1 | 0 | 0 | 0 | 0 | 0 | 0 | 0 | 0 | 0 | 0 | 0 | 1 | 0 | 0 | .333 | |
| Feb 08 | CHARLOTTE | *of | 3 | 0 | 1 | 0 | 0 | 0 | 0 | 0 | 0 | 0 | 0 | 0 | 0 | 0 | 0 | 1 | 0 | 0 | .333 | |
| Feb 08 | CENTRAL ARK | *of | 3 | 1 | 0 | 0 | 0 | 0 | 0 | 1 | 0 | 0 | 0 | 0 | 0 | 0 | 0 | 1 | 4 | 0 | .250 | |
| Feb 09 | SOUTHEASTERN LA | *of | 2 | 1 | 1 | 0 | 0 | 0 | 0 | 1 | 1 | 0 | 0 | 1 | 0 | 0 | 0 | 1 | 0 | 0 | .286 | |
| Feb 14 | UT ARLINGTON | *of | 3 | 0 | 1 | 1 | 1 | 0 | 0 | 0 | 0 | 0 | 0 | 0 | 0 | 0 | 0 | 1 | 0 | 0 | .294 | |
| Feb 14 | NORTHWESTERN | *of | 2 | 2 | 1 | 0 | 0 | 0 | 0 | 2 | 0 | 0 | 0 | 0 | 0 | 0 | 0 | 0 | 0 | 0 | .316 | |
| Feb 15 | NORTHWESTERN | *of | 3 | 2 | 2 | 0 | 0 | 0 | 0 | 0 | 0 | 0 | 0 | 0 | 0 | 0 | 0 | 0 | 0 | 0 | .364 | |
| Feb 15 | VIRGINIA TECH | *of | 1 | 1 | 1 | 0 | 0 | 0 | 0 | 0 | 0 | 0 | 0 | 0 | 0 | 0 | 0 | 0 | 0 | 0 | .360 | |
| Feb 16 | VIRGINIA TECH | *of | 4 | 0 | 0 | 0 | 0 | 0 | 0 | 0 | 0 | 0 | 0 | 0 | 0 | 0 | 2 | 0 | 0 | 0 | .310 | |
| Feb 21 | PENN ST | *of | 3 | 1 | 1 | 1 | 0 | 0 | 0 | 0 | 0 | 0 | 0 | 0 | 1 | 0 | 0 | 0 | 0 | 0 | .312 | |
| Feb 21 | SOUTHERN MISS | *of | 4 | 0 | 0 | 0 | 0 | 0 | 0 | 0 | 0 | 0 | 0 | 0 | 0 | 0 | 2 | 0 | 0 | 0 | .278 | |
| Feb 22 | SOUTHERN MISS | *of | 5 | 3 | 3 | 2 | 2 | 0 | 0 | 0 | 0 | 0 | 0 | 0 | 0 | 0 | 0 | 0 | 0 | 0 | .293 | |
| Feb 22 | NICHOLLS | *of | 3 | 3 | 3 | 2 | 1 | 0 | 0 | 0 | 0 | 0 | 0 | 0 | 0 | 0 | 0 | 0 | 0 | 0 | .341 | |
| Feb 27 | vs UCLA | *of | 2 | 1 | 1 | 0 | 0 | 0 | 0 | 2 | 0 | 0 | 0 | 0 | 0 | 0 | 0 | 1 | 0 | 0 | .348 | |
| Feb 27 | at Cal State Fullerton | *of | 5 | 0 | 0 | 0 | 0 | 0 | 0 | 0 | 0 | 0 | 0 | 0 | 0 | 0 | 3 | 1 | 0 | 0 | .314 | |
| Feb 28 | vs Utah | *of | 3 | 0 | 0 | 0 | 0 | 0 | 0 | 0 | 0 | 0 | 0 | 0 | 0 | 0 | 0 | 1 | 0 | 0 | .296 | |
| Feb 28 | vs Notre Dame | *of | 2 | 1 | 1 | 2 | 0 | 0 | 0 | 0 | 0 | 0 | 0 | 0 | 0 | 0 | 0 | 0 | 0 | 0 | .304 | |
| Mar 01 | vs Weber St. | *of | 3 | 2 | 3 | 1 | 1 | 0 | 0 | 0 | 0 | 0 | 0 | 0 | 0 | 0 | 0 | 0 | 0 | 0 | .339 | |
| Mar 05 | ULL | *of | 3 | 0 | 1 | 0 | 0 | 0 | 0 | 0 | 0 | 0 | 0 | 0 | 0 | 0 | 0 | 1 | 0 | 0 | .339 | |
| Mar 07 | SOUTH ALABAMA | *of | 3 | 0 | 0 | 0 | 0 | 0 | 0 | 0 | 0 | 0 | 0 | 0 | 0 | 0 | 0 | 1 | 0 | 0 | .323 | |
| Mar 07 | SOUTH ALABAMA | *of | 4 | 1 | 2 | 2 | 1 | 0 | 0 | 0 | 0 | 0 | 0 | 0 | 0 | 0 | 0 | 0 | 1 | 0 | .333 | |
| Mar 08 | MINNESOTA | *of | 2 | 1 | 1 | 0 | 0 | 0 | 0 | 0 | 0 | 0 | 1 | 0 | 0 | 0 | 0 | 0 | 0 | 0 | .338 | |
| Mar 09 | MINNESOTA | *of | 4 | 1 | 2 | 1 | 0 | 0 | 0 | 0 | 1 | 0 | 0 | 0 | 0 | 0 | 0 | 0 | 0 | 0 | .347 | |
| Mar 11 | ULL | *of | 3 | 0 | 0 | 1 | 0 | 0 | 0 | 0 | 0 | 0 | 0 | 0 | 0 | 1 | 0 | 0 | 1 | 0 | .333 | |
| Mar 14 | KENTUCKY | *of | 3 | 1 | 0 | 0 | 0 | 0 | 0 | 0 | 0 | 0 | 0 | 0 | 0 | 0 | 0 | 2 | 0 | 0 | .321 | |
| Mar 15 | KENTUCKY | *of | 3 | 2 | 2 | 0 | 2 | 0 | 0 | 0 | 0 | 0 | 1 | 0 | 0 | 0 | 0 | 0 | 0 | 0 | .333 | |
| Mar 16 | KENTUCKY | *of | 3 | 1 | 0 | 0 | 0 | 0 | 0 | 1 | 0 | 0 | 0 | 0 | 0 | 0 | 0 | 0 | 0 | 0 | .322 | |
| Mar 21 | at Georgia | *of | 3 | 0 | 1 | 1 | 0 | 0 | 0 | 0 | 0 | 0 | 0 | 0 | 1 | 0 | 0 | 0 | 2 | 1 | .322 | |
| Mar 22 | at Georgia | *of | 4 | 2 | 4 | 4 | 1 | 0 | 1 | 0 | 0 | 0 | 0 | 0 | 0 | 0 | 0 | 0 | 0 | 0 | .351 | |
| Mar 23 | at Georgia | *of | 3 | 0 | 0 | 0 | 0 | 0 | 0 | 0 | 0 | 0 | 0 | 0 | 0 | 0 | 0 | 1 | 0 | 0 | .340 | |
| Mar 25 | at ULL | *of | 4 | 2 | 1 | 0 | 1 | 0 | 0 | 1 | 1 | 0 | 0 | 0 | 0 | 0 | 0 | 0 | 0 | 0 | .337 | |
| Mar 28 | SOUTH CAROLINA | *of | 2 | 2 | 1 | 0 | 0 | 0 | 0 | 1 | 0 | 0 | 0 | 0 | 0 | 0 | 1 | 2 | 0 | 0 | .340 | |
| Mar 30 | SOUTH CAROLINA-1 | *of | 4 | 0 | 0 | 0 | 0 | 0 | 0 | 0 | 0 | 0 | 0 | 0 | 0 | 0 | 1 | 1 | 0 | 0 | .327 | |
| Mar 30 | SOUTH CAROLINA-2 | *of | 3 | 0 | 2 | 0 | 0 | 0 | 0 | 0 | 0 | 0 | 0 | 0 | 0 | 0 | 0 | 0 | 0 | 0 | .336 | |
| Apr 01 | at McNeese | *of | 5 | 2 | 2 | 0 | 0 | 0 | 0 | 0 | 0 | 0 | 0 | 0 | 0 | 0 | 0 | 1 | 0 | 0 | .339 | |
| Apr 04 | ALABAMA | *of | 3 | 2 | 2 | 3 | 0 | 0 | 1 | 0 | 0 | 0 | 0 | 0 | 0 | 0 | 1 | 0 | 0 | 0 | .347 | |
| Apr 05 | ALABAMA | *of | 4 | 0 | 2 | 1 | 0 | 0 | 0 | 0 | 0 | 0 | 0 | 0 | 0 | 0 | 0 | 5 | 0 | 0 | .352 | |
| Apr 06 | ALABAMA | *of | 3 | 0 | 0 | 0 | 0 | 0 | 0 | 1 | 0 | 0 | 0 | 0 | 0 | 0 | 0 | 1 | 1 | 0 | .344 | |
| Apr 09 | LOUISIANA TECH | *of | 2 | 2 | 1 | 0 | 0 | 0 | 0 | 2 | 0 | 0 | 0 | 0 | 0 | 0 | 0 | 0 | 0 | 0 | .346 | |
| Apr 11 | at Texas A&M | *of | 3 | 2 | 1 | 0 | 0 | 0 | 0 | 0 | 0 | 0 | 0 | 0 | 1 | 0 | 0 | 2 | 0 | 0 | .346 | |
| Apr 12 | at Texas A&M | *of | 2 | 2 | 0 | 0 | 0 | 0 | 0 | 0 | 0 | 0 | 0 | 0 | 0 | 0 | 0 | 1 | 1 | 0 | .341 | |
| Apr 13 | at Texas A&M | *of | 4 | 0 | 0 | 0 | 0 | 0 | 0 | 0 | 0 | 0 | 0 | 0 | 0 | 0 | 0 | 1 | 2 | 0 | .331 | |
| Apr 17 | at Texas | *of | 4 | 1 | 1 | 0 | 1 | 0 | 0 | 0 | 0 | 0 | 0 | 0 | 0 | 0 | 0 | 2 | 2 | 0 | .329 | |
| Apr 18 | at Texas | *of | 4 | 3 | 2 | 0 | 1 | 0 | 0 | 0 | 0 | 0 | 0 | 0 | 0 | 0 | 0 | 2 | 0 | 0 | .333 | |
| Apr 19 | at Texas | *of | 4 | 0 | 1 | 1 | 0 | 0 | 0 | 0 | 0 | 0 | 0 | 0 | 0 | 0 | 0 | 1 | 0 | 0 | .331 | |
| Totals | | | 46gs | 148 | 45 | 49 | 27 | 11 | 1 | 2 | 15 | 4 | 0 | 3 | 2 | 3 | 0 | 17 | 41 | 2 | 0 | .331 |

On base pct. .396 • Slugging pct. .459

LASSITER'S CAREER STATS (2023-2024 AT OLE MISS)

| YEAR | AVG | GS-GP | AB | R | H | 2B | 3B | HR | RBI | TB | SLG% | BB | HBP | SO | GDP | OB% | SF | SH | SB-ATT | PO | A | E | FLD% |
|-------|------|---------|-----|----|-----|----|----|----|-----|-----|------|----|-----|----|-----|------|----|----|--------|-----|---|---|-------|
| 2023 | .287 | 59-60 | 167 | 38 | 48 | 8 | 5 | 3 | 22 | 75 | .449 | 18 | 4 | 18 | 0 | .366 | 2 | 4 | 18-22 | 96 | 2 | 0 | 1.000 |
| 2024 | .314 | 58-58 | 194 | 34 | 61 | 8 | 4 | 4 | 29 | 89 | .459 | 29 | 1 | 26 | 2 | .404 | 1 | 2 | 19-25 | 74 | 2 | 1 | .987 |
| Total | .302 | 117-118 | 361 | 72 | 109 | 16 | 9 | 7 | 51 | 164 | .454 | 47 | 5 | 44 | 2 | .387 | 3 | 6 | 37-47 | 170 | 4 | 1 | .991 |

LASSITER'S CAREER STATS (AT LSU)

| Year | avg | gp-gs | ab | r | h | 2b | 3b | hr | rbi | tb | slg% | bb | hbp | so | gdp | ob% | sf | sh | sb-att | po | a | e | fld% |
|-------|------|-------|-----|----|----|----|----|----|-----|----|------|----|-----|----|-----|------|----|----|--------|----|---|---|-------|
| 2025 | .331 | 46-46 | 148 | 45 | 49 | 11 | 1 | 2 | 27 | 68 | .459 | 15 | 3 | 17 | 0 | .396 | 3 | 2 | 4-4 | 41 | 2 | 0 | 1.000 |
| TOTAL | .331 | 46-46 | 148 | 45 | 49 | 11 | 1 | 2 | 27 | 68 | .459 | 15 | 3 | 17 | 0 | .396 | 3 | 2 | 4-4 | 41 | 2 | 0 | 1.000 |



MADILYN GIGLIO

9

Outfield • 5-3 • Senior • L/R • 3L • Metairie, La. (Mount Carmel Academy)

| SINGLE-GAME SEASON HIGHS | |
|--------------------------|------------------------------|
| Hits | N/A |
| Doubles | N/A |
| Triples | N/A |
| Home Runs | N/A |
| Total Bases | N/A |
| RBlS | N/A |
| Runs Scored | 1, vs. Notre Dame (02/28/25) |
| Walks | 1, vs. Notre Dame (02/28/25) |
| Hit By Pitch | N/A |
| Sacrifice Flies | N/A |
| Sac Hits | N/A |
| At Bats | N/A |
| Stolen Bases | N/A |
| Putouts | N/A |
| Assists | N/A |

| SINGLE-GAME CAREER HIGHS | |
|--------------------------|--|
| Hits | 1, Memphis (02/09/24) A&M-Corpus Christi (02/24/23) |
| Doubles | N/A |
| Triples | N/A |
| Home Runs | N/A |
| Total Bases | 1, Memphis (02/09/24) A&M-Corpus Christi (02/24/23) |
| RBlS | N/A |
| Runs Scored | 1, 26 Times |
| Walks | 1, vs. Notre Dame (02/28/25) |
| Hit By Pitch | N/A |
| Sacrifice Flies | N/A |
| Sac Hits | N/A |
| At Bats | 1, Four Times |
| Stolen Bases | 1, Seven Times |
| Putouts | 1, #10/11 Georgia (05/07/23) |
| Assists | N/A |

Complete bio

Senior Season (2025)

- Has appeared in 84 games and has 26 runs scored, mostly as a pinch runner.
- Logged first career hit against A&M-Corpus Christi (Feb. 24, 2023).
- Concluded the 2024 season with a single-season career-high 12 runs scored.
- Is a three-time SEC Academic Honor Roll selection.

2025 SEASON GAME-BY-GAME

| Date | Opponent | Pos | AB | R | H | RBI | 2B | 3B | HR | BB | SB | CS | HBP | SAC | SF | GDP | K | PO | A | E | Avg |
|--------|---------------|-------|----|---|---|-----|----|----|----|----|----|----|-----|-----|----|-----|---|----|---|---|------|
| Feb 14 | UT ARLINGTON | pr/of | 0 | 0 | 0 | 0 | 0 | 0 | 0 | 0 | 0 | 0 | 0 | 0 | 0 | 0 | 0 | 0 | 0 | 0 | .000 |
| Feb 28 | vs Notre Dame | ph | 0 | 1 | 0 | 0 | 0 | 0 | 0 | 1 | 0 | 0 | 0 | 0 | 0 | 0 | 0 | 0 | 0 | 0 | .000 |
| Totals | | Ogs | 0 | 1 | 0 | 0 | 0 | 0 | 0 | 1 | 0 | 0 | 0 | 0 | 0 | 0 | 0 | 0 | 0 | 0 | .000 |

On base pct. 1.000 • Slugging pct. .000

GIGLIO'S CAREER STATS

| Year | avg | gp-gs | ab | r | h | 2b | 3b | hr | rbi | tb | slg% | bb | hbp | so | gdp | ob% | sf | sh | sb-att | po | a | e | fld% |
|-------|-------|-------|----|----|---|----|----|----|-----|----|-------|----|-----|----|-----|-------|----|----|--------|----|---|---|-------|
| 2022 | .000 | 15-0 | 1 | 4 | 0 | 0 | 0 | 0 | 0 | 0 | .000 | 0 | 0 | 0 | 0 | .000 | 0 | 0 | 2-2 | 0 | 0 | 0 | .000 |
| 2023 | .500 | 26-0 | 2 | 9 | 1 | 0 | 0 | 0 | 0 | 1 | .500 | 0 | 0 | 0 | 0 | .500 | 0 | 0 | 2-2 | 1 | 0 | 0 | 1.000 |
| 2024 | 1.000 | 41-0 | 1 | 12 | 1 | 0 | 0 | 0 | 0 | 1 | 1.000 | 0 | 0 | 0 | 0 | 1.000 | 0 | 0 | 3-5 | 0 | 0 | 0 | .000 |
| 2025 | .000 | 2-0 | 0 | 1 | 0 | 0 | 0 | 0 | 0 | 0 | .000 | 1 | 0 | 0 | 0 | 1.000 | 0 | 0 | 0-0 | 0 | 0 | 0 | .000 |
| TOTAL | .500 | 84-0 | 4 | 26 | 2 | 0 | 0 | 0 | 0 | 2 | .500 | 1 | 0 | 0 | 0 | .600 | 0 | 0 | 7-9 | 1 | 0 | 0 | 1.000 |



EMILEE CASANOVA

10

Pitcher • 6-2 • Redshirt Senior • R/R • 3L • Amite, La. (Oak Forest Academy)

| SINGLE-GAME SEASON HIGHS | |
|--------------------------|--|
| Innings Pitched | 4.2, Southern Miss (02/21/25) |
| Strikeouts | 4, Southern Miss (02/21/25) |
| Batters Faced | 25, Southern Miss (02/21/25) |
| Putouts | N/A |
| Assists | 1, Southern Miss (02/21/25) Central Arkansas (02/08/25) |
| Runners CS | N/A |

| SINGLE-GAME CAREER HIGHS | |
|--------------------------|--|
| Innings Pitched | 5.0, Three Times |
| Strikeouts | 5, Three Times |
| Batters Faced | 25, Southern Miss (02/21/25) |
| Putouts | 1, ULM (04/02/24) #10/11 Georgia (05/07/23) |
| Assists | 3, ULM (04/02/24) |
| Runners CS | N/A |

Complete bio

Redshirt Senior Season (2025)

- Has a 6-0 career record in the circle, a 1.64 ERA in 15 appearances with 35 strikeouts and seven total shutouts (three solo shutouts).
- Threw third career solo shutout vs. Austin Peay (Feb. 24, 2024) and matched a career-high five strikeouts.
- Tossed shutout against A&M-Corpus Christi on Feb. 25, 2023 in first career start.
- Threw a career-high five strikeouts in both shutouts vs. Memphis (Feb. 10) and vs. A&M-Corpus Christi (Feb. 25, 2023).

2025 SEASON GAME-BY-GAME

| Date | Opponent | Pos | AB | R | H | RBI | 2B | 3B | HR | BB | SB | CS | HBP | SAC | SF | GDP | K | PO | A | E | Avg |
|--------|---------------|-----|----|---|---|-----|----|----|----|----|----|----|-----|-----|----|-----|---|----|---|---|------|
| Feb 08 | CENTRAL ARK | p | 0 | 0 | 0 | 0 | 0 | 0 | 0 | 0 | 0 | 0 | 0 | 0 | 0 | 0 | 0 | 0 | 1 | 0 | .000 |
| Feb 21 | SOUTHERN MISS | *p | 0 | 0 | 0 | 0 | 0 | 0 | 0 | 0 | 0 | 0 | 0 | 0 | 0 | 0 | 0 | 0 | 1 | 0 | .000 |
| Totals | | 1gs | 0 | 0 | 0 | 0 | 0 | 0 | 0 | 0 | 0 | 0 | 0 | 0 | 0 | 0 | 0 | 0 | 2 | 0 | .000 |

On base pct. .000 • Slugging pct. .000

#10 Emilee Casanova - 4 appearances (All games)

| Date | Opponent | GS | IP | H | R | ER | BB | SO | 2B | 3B | HR | WP | BK | HBP | IBB | Score | W-L | Sv | ERA | NP |
|--------|---------------|----|------|----|---|----|----|----|----|----|----|----|----|-----|-----|-------|-----|----|------|----|
| Feb 08 | CHARLOTTE | | 1.0 | 0 | 0 | 0 | 1 | 0 | 0 | 0 | 0 | 0 | 0 | 0 | 0 | 10-0 | 0-0 | 0 | 0.00 | 14 |
| Feb 08 | CENTRAL ARK | | 2.0 | 2 | 0 | 0 | 1 | 2 | 0 | 0 | 0 | 1 | 0 | 0 | 0 | 6-0 | 0-0 | 0 | 0.00 | 38 |
| Feb 21 | SOUTHERN MISS | * | 4.2 | 8 | 3 | 1 | 2 | 4 | 1 | 0 | 0 | 2 | 0 | 0 | 0 | 9-3 | 1-0 | 0 | 0.91 | 83 |
| Mar 01 | vs Weber St. | * | 3.0 | 3 | 1 | 1 | 1 | 1 | 0 | 0 | 1 | 0 | 0 | 0 | 0 | 9-1 | 2-0 | 0 | 1.31 | 45 |
| Totals | | 2 | 10.2 | 13 | 4 | 2 | 5 | 7 | 1 | 0 | 1 | 3 | 0 | 0 | 0 | 34-4 | 2-0 | 0 | 1.31 | - |

CASANOVA'S CAREER STATS

| Year | avg | gp-gs | ab | r | h | 2b | 3b | hr | rbi | tb | slg% | bb | hbp | so | gdp | ob% | sf | sh | sb-att | po | a | e | fld% |
|-------|------|-------|----|---|---|----|----|----|-----|----|------|----|-----|----|-----|------|----|----|--------|----|---|---|-------|
| 2023 | .000 | 1-0 | 0 | 0 | 0 | 0 | 0 | 0 | 0 | 0 | .000 | 0 | 0 | 0 | 0 | .000 | 0 | 0 | 0-0 | 1 | 0 | 0 | 1.000 |
| 2024 | .000 | 4-4 | 0 | 0 | 0 | 0 | 0 | 0 | 0 | 0 | .000 | 0 | 0 | 0 | 0 | .000 | 0 | 0 | 0-0 | 1 | 4 | 0 | 1.000 |
| 2025 | .000 | 0-0 | 0 | 0 | 0 | 0 | 0 | 0 | 0 | 0 | .000 | 0 | 0 | 0 | 0 | .000 | 0 | 0 | 0-0 | 0 | 2 | 0 | 1.000 |
| TOTAL | .000 | 5-4 | 0 | 0 | 0 | 0 | 0 | 0 | 0 | 0 | .000 | 0 | 0 | 0 | 0 | .000 | 0 | 0 | 0-0 | 2 | 6 | 0 | 1.000 |

| Year | era | w-l | app | gs | cg | sho | sv | ip | h | r | er | bb | so | 2b | 3b | hr | bf | bavg | wp | hbp | bk | sfa | sha |
|-------|------|-----|-----|----|----|-----|----|------|----|----|----|----|----|----|----|----|-----|------|----|-----|----|-----|-----|
| 2022 | 0.00 | 0-0 | 1 | 0 | 0 | 0/1 | 0 | 1.0 | 0 | 0 | 0 | 2 | 1 | 0 | 0 | 0 | 6 | .000 | 0 | 1 | 0 | 0 | 0 |
| 2023 | 1.34 | 2-0 | 6 | 2 | 1 | 1/1 | 0 | 15.2 | 10 | 5 | 3 | 3 | 14 | 2 | 0 | 1 | 62 | .182 | 1 | 3 | 0 | 0 | 1 |
| 2024 | 2.28 | 2-0 | 4 | 4 | 2 | 2/0 | 0 | 15.1 | 13 | 5 | 5 | 5 | 13 | 2 | 0 | 0 | 64 | .228 | 1 | 1 | 0 | 0 | 1 |
| 2025 | 1.31 | 2-0 | 4 | 2 | 0 | 0/2 | 0 | 10.2 | 13 | 4 | 2 | 5 | 7 | 1 | 0 | 1 | 51 | .289 | 3 | 0 | 0 | 0 | 1 |
| TOTAL | 1.64 | 6-0 | 15 | 8 | 3 | 3/4 | 0 | 42.2 | 36 | 14 | 10 | 15 | 35 | 5 | 0 | 2 | 183 | .225 | 5 | 5 | 0 | 0 | 3 |



MACI BERGERON

12

Catcher • 5-4 • Junior • R/R • 2L • Rayne, La. (Notre Dame HS)

SINGLE-GAME SEASON HIGHS

| | |
|-----------------|--|
| Hits | 3, #17/18 Virginia Tech (02/16/25) |
| Doubles | 1, Nine Times |
| Triples | N/A |
| Home Runs | 2, #23 Kentucky (03/16/25) |
| Total Bases | 8, #23 Kentucky (03/16/25) |
| RBI's | 5, #23 Kentucky (03/16/25) |
| Runs Scored | 3, #10/11 South Carolina (03/28/25) |
| Walks | 3, Charlotte (02/07/25) |
| Hit By Pitch | 1, vs. Notre Dame (02/28/25) |
| Sacrifice Flies | 1, Louisiana Tech (04/09/25) #24/23 Alabama (04/06/25) |
| Sac Hits | N/A |
| At Bats | 4, 12 Times |
| Stolen Bases | N/A |
| Putouts | 13, #21/22 Northwestern (02/14/25) Charlotte (02/07/25) |
| Assists | 1, Seven Times |
| Runners CS | 1, Four Times |

SINGLE-GAME CAREER HIGHS

| | |
|-----------------|-------------------------------------|
| Hits | 3, Three Times |
| Doubles | 2, at #10 Florida (04/07/24) |
| Triples | N/A |
| Home Runs | 2, #23 Kentucky (03/16/25) |
| Total Bases | 8, #23 Kentucky (03/16/25) |
| RBI's | 5, #23 Kentucky (03/16/25) |
| Runs Scored | 3, #10/11 South Carolina (03/28/25) |
| Walks | 3, Charlotte (02/07/25) |
| Hit By Pitch | 1, Four Times |
| Sacrifice Flies | 1, Five Times |
| Sac Hits | N/A |
| At Bats | 5, vs. #20 Alabama (05/08/24) |
| Stolen Bases | N/A |
| Putouts | 14, at #10 Florida (04/07/24) |
| Assists | 2, Three Times |
| Runners CS | 1, 16 Times |

Complete bio

Junior Season (2025)

- Is the program's all-time leader with a .995 fielding percentage with a minimum of 700 chances (794).
- Hit a career-high two home runs against Kentucky (March 16).
- Ranks No. 9 in SEC with a .536 on-base percentage.
- Hit her first collegiate home run in the 2023 NCAA Tournament vs. Prairie View A&M on May 19, 2023.
- Has hit three home runs in the NCAA Tournament. (two in 2024, two on May 19).

2025 SEASON GAME-BY-GAME

| Date | Opponent | Pos | AB | R | H | RBI | 2B | 3B | HR | BB | SB | CS | HBP | SAC | SF | GDP | K | PO | A | E | Avg | |
|--------|------------------------|-------|------|-----|----|-----|----|----|----|----|----|----|-----|-----|----|-----|----|----|-----|----|-------|------|
| Feb 07 | CHARLOTTE | *c | 1 | 1 | 1 | 0 | 0 | 0 | 0 | 0 | 3 | 0 | 0 | 0 | 0 | 0 | 0 | 13 | 0 | 0 | 1.000 | |
| Feb 07 | CENTRAL ARK | *c | 2 | 1 | 1 | 2 | 0 | 0 | 1 | 1 | 0 | 0 | 0 | 0 | 0 | 0 | 0 | 5 | 1 | 0 | .667 | |
| Feb 08 | CHARLOTTE | *dh | 2 | 1 | 0 | 0 | 0 | 0 | 0 | 1 | 0 | 0 | 0 | 0 | 0 | 0 | 0 | 0 | 0 | 0 | .400 | |
| Feb 08 | CENTRAL ARK | *c | 2 | 2 | 1 | 0 | 0 | 0 | 0 | 1 | 0 | 0 | 0 | 0 | 0 | 0 | 0 | 4 | 0 | 0 | .429 | |
| Feb 09 | SOUTHEASTERN LA | *c | 3 | 0 | 1 | 0 | 0 | 0 | 0 | 1 | 0 | 0 | 0 | 0 | 0 | 0 | 1 | 5 | 0 | 0 | .400 | |
| Feb 14 | UT ARLINGTON | *dh | 3 | 1 | 1 | 0 | 0 | 0 | 0 | 0 | 0 | 0 | 0 | 0 | 0 | 0 | 0 | 0 | 0 | 0 | .385 | |
| Feb 14 | NORTHWESTERN | *c | 4 | 0 | 1 | 1 | 0 | 0 | 0 | 0 | 0 | 0 | 0 | 0 | 0 | 0 | 13 | 0 | 0 | 0 | .353 | |
| Feb 15 | NORTHWESTERN | *c | 1 | 1 | 1 | 1 | 0 | 0 | 0 | 2 | 0 | 0 | 0 | 0 | 0 | 0 | 0 | 7 | 0 | 0 | .389 | |
| Feb 15 | VIRGINIA TECH | *c | 2 | 1 | 2 | 2 | 0 | 0 | 1 | 2 | 0 | 0 | 0 | 0 | 0 | 0 | 0 | 5 | 0 | 0 | .450 | |
| Feb 16 | VIRGINIA TECH | *c | 4 | 2 | 3 | 1 | 1 | 0 | 1 | 0 | 0 | 0 | 0 | 0 | 0 | 0 | 1 | 9 | 0 | 0 | .500 | |
| Feb 21 | PENN ST | *c | 2 | 1 | 0 | 0 | 0 | 0 | 0 | 1 | 0 | 0 | 0 | 0 | 0 | 0 | 1 | 4 | 1 | 0 | .462 | |
| Feb 21 | SOUTHERN MISS | *dh/c | 4 | 0 | 2 | 1 | 1 | 0 | 0 | 0 | 0 | 0 | 0 | 0 | 0 | 0 | 0 | 5 | 0 | 0 | .467 | |
| Feb 22 | SOUTHERN MISS | *c | 3 | 1 | 2 | 1 | 1 | 0 | 0 | 2 | 0 | 0 | 0 | 0 | 0 | 0 | 0 | 11 | 0 | 0 | .485 | |
| Feb 22 | NICHOLLS | *c | 2 | 2 | 1 | 3 | 1 | 0 | 0 | 1 | 0 | 0 | 0 | 0 | 0 | 0 | 0 | 1 | 0 | 0 | .486 | |
| Feb 27 | vs UCLA | *c | 4 | 0 | 2 | 0 | 0 | 0 | 0 | 0 | 0 | 0 | 0 | 0 | 0 | 0 | 0 | 4 | 0 | 0 | .487 | |
| Feb 27 | at Cal State Fullerton | *c | 3 | 0 | 1 | 0 | 0 | 0 | 0 | 1 | 0 | 0 | 0 | 0 | 0 | 0 | 0 | 7 | 0 | 0 | .476 | |
| Feb 28 | vs Utah | *c | 3 | 0 | 0 | 0 | 0 | 0 | 0 | 0 | 0 | 0 | 0 | 0 | 0 | 0 | 0 | 11 | 0 | 0 | .444 | |
| Feb 28 | vs Notre Dame | *c | 2 | 1 | 0 | 0 | 0 | 0 | 0 | 1 | 0 | 0 | 1 | 0 | 0 | 0 | 0 | 1 | 7 | 0 | .426 | |
| Mar 01 | vs Weber St. | *c/dh | 3 | 1 | 2 | 1 | 0 | 0 | 1 | 0 | 0 | 0 | 0 | 0 | 0 | 0 | 0 | 1 | 0 | 0 | .440 | |
| Mar 05 | ULM | *c | 3 | 2 | 2 | 3 | 1 | 0 | 0 | 1 | 0 | 0 | 0 | 0 | 0 | 0 | 0 | 6 | 0 | 0 | .453 | |
| Mar 07 | SOUTH ALABAMA | *c | 2 | 0 | 0 | 0 | 0 | 0 | 0 | 2 | 0 | 0 | 0 | 0 | 0 | 0 | 0 | 9 | 0 | 0 | .436 | |
| Mar 07 | SOUTH ALABAMA | *c | 2 | 2 | 1 | 2 | 0 | 0 | 0 | 1 | 0 | 0 | 0 | 0 | 0 | 0 | 0 | 6 | 0 | 0 | .439 | |
| Mar 08 | MINNESOTA | *c | 2 | 0 | 2 | 1 | 0 | 0 | 0 | 1 | 0 | 0 | 0 | 0 | 0 | 0 | 0 | 11 | 0 | 0 | .458 | |
| Mar 09 | MINNESOTA | *c | 2 | 1 | 2 | 1 | 0 | 0 | 0 | 1 | 0 | 0 | 0 | 0 | 0 | 0 | 0 | 4 | 0 | 0 | .475 | |
| Mar 11 | ULL | *c | 3 | 1 | 1 | 0 | 1 | 0 | 0 | 1 | 0 | 0 | 0 | 0 | 0 | 0 | 0 | 7 | 0 | 0 | .469 | |
| Mar 14 | KENTUCKY | *c | 2 | 1 | 2 | 1 | 0 | 0 | 0 | 1 | 0 | 0 | 0 | 0 | 0 | 0 | 0 | 6 | 0 | 0 | .485 | |
| Mar 15 | KENTUCKY | *c | 4 | 1 | 1 | 3 | 0 | 0 | 1 | 0 | 0 | 0 | 0 | 0 | 0 | 0 | 1 | 7 | 1 | 0 | .471 | |
| Mar 16 | KENTUCKY | *c | 4 | 2 | 2 | 5 | 0 | 0 | 2 | 0 | 0 | 0 | 0 | 0 | 0 | 0 | 0 | 5 | 0 | 0 | .473 | |
| Mar 21 | at Georgia | *c | 4 | 0 | 1 | 1 | 0 | 0 | 0 | 0 | 0 | 0 | 0 | 0 | 0 | 0 | 1 | 6 | 1 | 1 | .462 | |
| Mar 22 | at Georgia | *c | 3 | 0 | 0 | 0 | 0 | 0 | 0 | 1 | 0 | 0 | 0 | 0 | 0 | 0 | 0 | 5 | 0 | 0 | .444 | |
| Mar 23 | at Georgia | *c | 1 | 1 | 1 | 0 | 1 | 0 | 0 | 2 | 0 | 0 | 0 | 0 | 0 | 0 | 0 | 5 | 0 | 1 | .451 | |
| Mar 25 | at ULL | *c | 4 | 0 | 2 | 4 | 1 | 0 | 0 | 0 | 0 | 0 | 0 | 0 | 0 | 0 | 1 | 7 | 0 | 0 | .453 | |
| Mar 28 | SOUTH CAROLINA | *c | 2 | 3 | 1 | 3 | 0 | 0 | 1 | 1 | 0 | 0 | 0 | 0 | 0 | 0 | 0 | 4 | 0 | 0 | .455 | |
| Mar 30 | SOUTH CAROLINA-1 | *c | 3 | 0 | 1 | 0 | 0 | 0 | 0 | 1 | 0 | 0 | 0 | 0 | 0 | 0 | 1 | 5 | 0 | 0 | .451 | |
| Mar 30 | SOUTH CAROLINA-2 | *c | 3 | 0 | 0 | 0 | 0 | 0 | 0 | 0 | 0 | 0 | 0 | 0 | 0 | 0 | 0 | 10 | 0 | 0 | .436 | |
| Apr 01 | at McNeese | *c | 3 | 1 | 0 | 0 | 0 | 0 | 0 | 1 | 0 | 0 | 0 | 0 | 0 | 0 | 0 | 8 | 1 | 0 | .423 | |
| Apr 04 | ALABAMA | *c | 3 | 1 | 1 | 0 | 0 | 0 | 0 | 0 | 0 | 0 | 0 | 0 | 0 | 0 | 0 | 5 | 1 | 0 | .420 | |
| Apr 05 | ALABAMA | *c | 3 | 0 | 0 | 0 | 0 | 0 | 0 | 1 | 0 | 0 | 0 | 0 | 0 | 0 | 0 | 1 | 8 | 0 | .408 | |
| Apr 06 | ALABAMA | *c | 3 | 0 | 1 | 1 | 1 | 0 | 0 | 0 | 0 | 0 | 0 | 0 | 1 | 0 | 0 | 3 | 1 | 0 | .406 | |
| Apr 09 | LOUISIANA TECH | *dh | 2 | 1 | 1 | 3 | 0 | 0 | 1 | 1 | 0 | 0 | 0 | 0 | 1 | 0 | 0 | 0 | 0 | 0 | .407 | |
| Apr 11 | at Texas A&M | *c | 3 | 0 | 0 | 0 | 0 | 0 | 0 | 1 | 0 | 0 | 0 | 0 | 0 | 0 | 0 | 2 | 1 | 0 | .396 | |
| Apr 12 | at Texas A&M | *c | 4 | 1 | 2 | 1 | 0 | 0 | 0 | 0 | 0 | 0 | 0 | 0 | 0 | 0 | 0 | 3 | 1 | 0 | .400 | |
| Apr 13 | at Texas A&M | *c | 4 | 0 | 2 | 1 | 0 | 0 | 0 | 0 | 0 | 0 | 0 | 0 | 0 | 0 | 0 | 1 | 2 | 1 | .403 | |
| Apr 17 | at Texas | *c | 4 | 0 | 1 | 0 | 0 | 0 | 0 | 0 | 0 | 0 | 0 | 0 | 0 | 0 | 0 | 1 | 1 | 0 | .398 | |
| Apr 18 | at Texas | *c | 2 | 0 | 2 | 3 | 0 | 0 | 0 | 2 | 0 | 0 | 0 | 0 | 0 | 0 | 0 | 3 | 0 | 0 | .408 | |
| Apr 19 | at Texas | *c | 4 | 0 | 2 | 0 | 0 | 0 | 0 | 0 | 0 | 0 | 0 | 0 | 0 | 0 | 0 | 1 | 2 | 0 | .411 | |
| Totals | | | 46gs | 129 | 34 | 53 | 46 | 9 | 0 | 9 | 36 | 0 | 0 | 1 | 0 | 2 | 0 | 13 | 252 | 10 | 2 | .411 |

On base pct. .536 • Slugging pct. .690

BERGERON'S CAREER STATS

| Year | avg | gp-gs | ab | r | h | 2b | 3b | hr | rbi | tb | slg% | bb | hbp | so | gdp | ob% | sf | sh | sb-att | po | a | e | fld% |
|-------|------|---------|-----|----|-----|----|----|----|-----|-----|------|----|-----|----|-----|------|----|----|--------|-----|----|---|------|
| 2023 | .214 | 37-32 | 84 | 7 | 18 | 3 | 0 | 1 | 8 | 24 | .286 | 11 | 3 | 22 | 1 | .323 | 1 | 0 | 0-0 | 189 | 11 | 1 | .995 |
| 2024 | .254 | 53-49 | 138 | 10 | 35 | 6 | 0 | 4 | 19 | 53 | .384 | 14 | 0 | 24 | 1 | .318 | 2 | 1 | 0-0 | 305 | 23 | 1 | .997 |
| 2025 | .411 | 46-46 | 129 | 34 | 53 | 9 | 0 | 9 | 46 | 89 | .690 | 36 | 1 | 13 | 0 | .536 | 2 | 0 | 0-0 | 252 | 10 | 2 | .992 |
| TOTAL | .302 | 136-127 | 351 | 51 | 106 | 18 | 0 | 14 | 73 | 166 | .473 | 61 | 4 | 59 | 2 | .406 | 5 | 1 | 0-0 | 746 | 44 | 4 | .995 |



DANIECA COFFEY

13

Infield • 5-6 • Redshirt Senior • L/R • 3L • Richwood, Texas (Angleton HS)

| SINGLE-GAME SEASON HIGHS | |
|--------------------------|--|
| Hits | 3, Three Times |
| Doubles | 2, at #13/15 Georgia (03/21/25) |
| Triples | 1, Southern Miss (02/22/25) |
| Home Runs | 1, Weber State (03/01/25) Southern Miss (02/22/25) |
| Total Bases | 7, Southern Miss (02/22/25) |
| RBI's | 5, vs. Weber State (03/01/25) |
| Runs Scored | 3, Three Times |
| Walks | 3, #17/18 Virginia Tech (02/15/25) |
| Hit By Pitch | N/A |
| Sacrifice Flies | 1, Three Times) |
| Sac Hits | N/A |
| At Bats | 5, at #3 Texas A&M (04/11/25) at McNeese (04/01/25) |
| Stolen Bases | 1, Eight Times |
| Putouts | 4, Minnesota (03/09/25) |
| Assists | 5, vs. #4 UCLA (02/27/25) |
| SINGLE-GAME CAREER HIGHS | |
| Hits | 3, 15 Times |
| Doubles | 2, at #13/15 Georgia (03/21/25) |
| Triples | 1, 10 Times |
| Home Runs | 1, Seven Times |
| Total Bases | 7, Southern Miss (02/22/25) |
| RBI's | 5, vs. Weber State (03/01/25) |
| Runs Scored | 3, Nine Times |
| Walks | 3, Three Times |
| Hit By Pitch | 1, vs. LMU (03/03/23) at #14 Georgia (04/23/22) |
| Sacrifice Flies | 1, Eight Times |
| Sac Hits | 1, Three Times |
| At Bats | 5, Nine Times |
| Stolen Bases | 2, Three Times |
| Putouts | 5, Louisiana Tech (04/06/21) |
| Assists | 6, UL-Lafayette (02/25/23) |

Complete bio

Redshirt Senior Season (2025)

- Opened season on a 39-game reached base streak and 25-game hitting streak dating back to 2024.
- Hit her second career grand slam against Weber State (March 1).
- Is a three-time SEC Player of the Week and a 2023 NFCA All-Region selection.
- Led the team with a .404 batting average and .500 on-base percentage before injury in 2024.
- Currently ranks No. 2 all-time at LSU with a .463 career on-base percentage and No. 4 with a .371 batting average.

2025 SEASON GAME-BY-GAME

| Date | Opponent | Pos | AB | R | H | RBI | 2B | 3B | HR | BB | SB | CS | HBP | SAC | SF | GDP | K | PO | A | E | Avg | |
|--------|------------------------|-----|------|-----|----|-----|----|----|----|----|----|----|-----|-----|----|-----|---|----|----|----|-------|------|
| Feb 07 | CHARLOTTE | *3b | 2 | 2 | 2 | 2 | 0 | 0 | 0 | 2 | 0 | 0 | 0 | 0 | 1 | 0 | 0 | 0 | 0 | 0 | 1.000 | |
| Feb 07 | CENTRAL ARK | *3b | 2 | 1 | 1 | 1 | 0 | 0 | 0 | 1 | 0 | 0 | 0 | 0 | 0 | 0 | 0 | 2 | 0 | 0 | .750 | |
| Feb 08 | CHARLOTTE | *3b | 3 | 0 | 2 | 3 | 1 | 0 | 0 | 0 | 0 | 0 | 0 | 0 | 0 | 0 | 1 | 3 | 0 | 0 | .714 | |
| Feb 08 | CENTRAL ARK | *3b | 4 | 0 | 1 | 1 | 0 | 0 | 0 | 0 | 0 | 0 | 0 | 0 | 0 | 0 | 1 | 2 | 1 | 0 | .545 | |
| Feb 09 | SOUTHEASTERN LA | *3b | 3 | 1 | 1 | 0 | 0 | 0 | 0 | 1 | 1 | 0 | 0 | 0 | 0 | 0 | 0 | 0 | 1 | 0 | .500 | |
| Feb 14 | UT ARLINGTON | *3b | 2 | 2 | 1 | 0 | 0 | 0 | 0 | 0 | 0 | 0 | 0 | 0 | 0 | 0 | 0 | 1 | 1 | 0 | .500 | |
| Feb 14 | NORTHWESTERN | *3b | 3 | 2 | 3 | 0 | 0 | 0 | 0 | 1 | 0 | 0 | 0 | 0 | 0 | 0 | 0 | 2 | 1 | 0 | .579 | |
| Feb 15 | NORTHWESTERN | *3b | 3 | 1 | 1 | 1 | 0 | 0 | 0 | 0 | 0 | 0 | 0 | 0 | 0 | 0 | 1 | 0 | 2 | 0 | .545 | |
| Feb 15 | VIRGINIA TECH | *3b | 2 | 2 | 1 | 0 | 0 | 0 | 0 | 3 | 0 | 1 | 0 | 0 | 0 | 0 | 0 | 2 | 0 | 0 | .542 | |
| Feb 16 | VIRGINIA TECH | *3b | 4 | 0 | 2 | 1 | 0 | 0 | 0 | 0 | 1 | 0 | 0 | 0 | 0 | 0 | 0 | 1 | 3 | 2 | .536 | |
| Feb 21 | PENN ST | *3b | 2 | 2 | 2 | 1 | 1 | 0 | 0 | 2 | 1 | 0 | 0 | 0 | 0 | 0 | 0 | 1 | 2 | 0 | .567 | |
| Feb 21 | SOUTHERN MISS | *3b | 3 | 1 | 2 | 0 | 0 | 0 | 0 | 1 | 0 | 0 | 0 | 0 | 0 | 0 | 0 | 0 | 1 | 2 | .576 | |
| Feb 22 | SOUTHERN MISS | *3b | 3 | 2 | 2 | 3 | 0 | 1 | 1 | 2 | 0 | 0 | 0 | 0 | 0 | 0 | 0 | 1 | 1 | 1 | .583 | |
| Feb 22 | NICHOLLS | *3b | 2 | 2 | 1 | 0 | 0 | 0 | 0 | 0 | 0 | 0 | 0 | 0 | 0 | 0 | 0 | 1 | 2 | 0 | .579 | |
| Feb 27 | vs UCLA | *3b | 4 | 0 | 1 | 0 | 0 | 0 | 0 | 0 | 0 | 0 | 0 | 0 | 0 | 0 | 0 | 1 | 5 | 0 | .548 | |
| Feb 27 | at Cal State Fullerton | *3b | 4 | 0 | 0 | 1 | 0 | 0 | 0 | 1 | 0 | 0 | 0 | 0 | 0 | 0 | 0 | 3 | 0 | 0 | .500 | |
| Feb 28 | vs Utah | *3b | 2 | 0 | 0 | 0 | 0 | 0 | 0 | 1 | 0 | 0 | 0 | 0 | 0 | 0 | 0 | 0 | 1 | 0 | .479 | |
| Feb 28 | vs Notre Dame | *3b | 1 | 1 | 1 | 0 | 0 | 0 | 0 | 2 | 1 | 0 | 0 | 0 | 0 | 0 | 0 | 0 | 1 | 0 | .490 | |
| Mar 01 | vs Weber St. | *3b | 3 | 1 | 2 | 5 | 0 | 0 | 1 | 1 | 0 | 0 | 0 | 0 | 0 | 0 | 0 | 1 | 0 | 0 | .500 | |
| Mar 05 | ULM | *3b | 3 | 3 | 3 | 1 | 1 | 0 | 0 | 1 | 1 | 0 | 0 | 0 | 0 | 0 | 0 | 2 | 1 | 0 | .527 | |
| Mar 07 | SOUTH ALABAMA | *3b | 2 | 0 | 2 | 1 | 0 | 0 | 0 | 2 | 0 | 0 | 0 | 0 | 0 | 0 | 0 | 0 | 1 | 0 | .544 | |
| Mar 07 | SOUTH ALABAMA | *3b | 2 | 2 | 2 | 1 | 0 | 0 | 0 | 1 | 0 | 0 | 0 | 0 | 0 | 0 | 0 | 0 | 0 | 0 | .559 | |
| Mar 08 | MINNESOTA | *3b | 3 | 1 | 1 | 0 | 0 | 0 | 0 | 1 | 0 | 0 | 0 | 0 | 0 | 0 | 1 | 0 | 0 | 0 | .548 | |
| Mar 09 | MINNESOTA | *3b | 2 | 1 | 1 | 2 | 1 | 0 | 0 | 2 | 0 | 0 | 0 | 0 | 0 | 0 | 0 | 4 | 1 | 0 | .547 | |
| Mar 11 | ULL | *3b | 2 | 1 | 2 | 2 | 1 | 0 | 0 | 2 | 0 | 0 | 0 | 0 | 0 | 0 | 0 | 2 | 2 | 0 | .561 | |
| Mar 14 | KENTUCKY | *3b | 3 | 0 | 1 | 0 | 0 | 0 | 0 | 1 | 0 | 0 | 0 | 0 | 0 | 0 | 0 | 0 | 3 | 1 | .551 | |
| Mar 15 | KENTUCKY | *3b | 3 | 1 | 1 | 0 | 0 | 0 | 0 | 1 | 1 | 0 | 0 | 0 | 0 | 0 | 0 | 1 | 0 | 1 | .542 | |
| Mar 16 | KENTUCKY | *3b | 2 | 3 | 1 | 0 | 1 | 0 | 0 | 2 | 0 | 0 | 0 | 0 | 0 | 0 | 0 | 1 | 4 | 0 | .541 | |
| Mar 21 | at Georgia | *3b | 4 | 2 | 3 | 2 | 2 | 0 | 0 | 0 | 0 | 0 | 0 | 0 | 0 | 0 | 0 | 1 | 1 | 0 | .551 | |
| Mar 22 | at Georgia | *3b | 4 | 0 | 0 | 0 | 0 | 0 | 0 | 0 | 0 | 0 | 0 | 0 | 0 | 0 | 0 | 1 | 3 | 0 | .524 | |
| Mar 23 | at Georgia | *3b | 3 | 0 | 0 | 0 | 0 | 0 | 0 | 0 | 0 | 0 | 0 | 0 | 0 | 0 | 0 | 0 | 1 | 0 | .506 | |
| Mar 25 | at ULL | *3b | 4 | 1 | 0 | 1 | 0 | 0 | 0 | 1 | 0 | 0 | 0 | 0 | 0 | 0 | 1 | 2 | 0 | 0 | .483 | |
| Mar 28 | SOUTH CAROLINA | *3b | 3 | 3 | 2 | 1 | 0 | 0 | 0 | 0 | 0 | 0 | 0 | 0 | 0 | 0 | 1 | 0 | 2 | 0 | .489 | |
| Mar 30 | SOUTH CAROLINA-1 | *3b | 2 | 0 | 1 | 2 | 0 | 0 | 0 | 1 | 0 | 0 | 0 | 0 | 1 | 0 | 0 | 2 | 0 | 2 | .489 | |
| Mar 30 | SOUTH CAROLINA-2 | *3b | 3 | 0 | 0 | 0 | 0 | 0 | 0 | 0 | 0 | 0 | 0 | 0 | 0 | 0 | 0 | 1 | 0 | 0 | .474 | |
| Apr 01 | at McNeese | *3b | 5 | 0 | 1 | 1 | 0 | 0 | 0 | 0 | 0 | 0 | 0 | 0 | 0 | 0 | 0 | 2 | 0 | 0 | .461 | |
| Apr 04 | ALABAMA | *3b | 2 | 2 | 2 | 0 | 1 | 0 | 0 | 1 | 0 | 0 | 0 | 0 | 0 | 0 | 0 | 0 | 2 | 0 | .471 | |
| Apr 05 | ALABAMA | *3b | 3 | 1 | 2 | 0 | 0 | 0 | 0 | 1 | 0 | 1 | 0 | 0 | 0 | 0 | 0 | 1 | 0 | 2 | .477 | |
| Apr 06 | ALABAMA | *3b | 4 | 1 | 0 | 0 | 0 | 0 | 0 | 0 | 0 | 0 | 0 | 0 | 0 | 0 | 0 | 0 | 3 | 1 | .459 | |
| Apr 09 | LOUISIANA TECH | *3b | 3 | 1 | 0 | 0 | 0 | 0 | 0 | 0 | 1 | 1 | 0 | 0 | 0 | 0 | 0 | 2 | 1 | 0 | .447 | |
| Apr 11 | at Texas A&M | *3b | 5 | 0 | 0 | 0 | 0 | 0 | 0 | 0 | 0 | 0 | 0 | 0 | 0 | 0 | 1 | 1 | 2 | 0 | .429 | |
| Apr 12 | at Texas A&M | *3b | 3 | 1 | 2 | 0 | 0 | 0 | 0 | 1 | 0 | 0 | 0 | 0 | 0 | 0 | 0 | 1 | 2 | 1 | .434 | |
| Apr 13 | at Texas A&M | *3b | 3 | 0 | 1 | 0 | 0 | 0 | 0 | 1 | 0 | 0 | 0 | 0 | 0 | 0 | 0 | 0 | 1 | 1 | .432 | |
| Apr 17 | at Texas | *3b | 3 | 0 | 1 | 0 | 0 | 0 | 0 | 1 | 0 | 0 | 0 | 0 | 0 | 0 | 0 | 0 | 3 | 1 | .430 | |
| Apr 18 | at Texas | *3b | 4 | 1 | 1 | 0 | 0 | 0 | 0 | 0 | 0 | 0 | 0 | 0 | 0 | 0 | 0 | 0 | 2 | 0 | .424 | |
| Apr 19 | at Texas | *3b | 4 | 0 | 1 | 2 | 0 | 0 | 0 | 0 | 0 | 0 | 0 | 0 | 0 | 0 | 0 | 0 | 0 | 0 | .419 | |
| Totals | | | 46gs | 136 | 45 | 57 | 35 | 9 | 1 | 2 | 43 | 8 | 2 | 0 | 0 | 3 | 0 | 11 | 46 | 59 | 9 | .419 |

On base pct. .549 • Slugging pct. .544

COFFEY'S CAREER STATS

| Year | avg | gp-gs | ab | r | h | 2b | 3b | hr | rbi | tb | slg% | bb | hbp | so | gdp | ob% | sf | sh | sb-att | po | a | e | fld% |
|-------|------|---------|-----|-----|-----|----|----|----|-----|-----|------|-----|-----|----|-----|------|----|----|--------|-----|-----|----|------|
| 2021 | .226 | 41-31 | 93 | 11 | 21 | 3 | 1 | 0 | 6 | 26 | .280 | 3 | 0 | 13 | 0 | .247 | 1 | 0 | 6-6 | 29 | 34 | 8 | .887 |
| 2022 | .379 | 57-57 | 190 | 44 | 72 | 9 | 3 | 1 | 26 | 90 | .474 | 27 | 1 | 26 | 0 | .457 | 1 | 1 | 10-12 | 35 | 89 | 15 | .892 |
| 2023 | .392 | 59-59 | 189 | 44 | 74 | 6 | 3 | 2 | 24 | 92 | .487 | 33 | 1 | 24 | 0 | .482 | 1 | 2 | 12-14 | 45 | 99 | 4 | .973 |
| 2024 | .404 | 16-16 | 47 | 16 | 19 | 3 | 2 | 2 | 11 | 32 | .681 | 11 | 0 | 5 | 0 | .500 | 2 | 0 | 5-7 | 12 | 28 | 2 | .952 |
| 2025 | .419 | 46-46 | 136 | 45 | 57 | 9 | 1 | 2 | 35 | 74 | .544 | 43 | 0 | 11 | 0 | .549 | 3 | 0 | 8-10 | 46 | 59 | 9 | .921 |
| TOTAL | .371 | 219-209 | 655 | 160 | 243 | 30 | 10 | 7 | 102 | 314 | .479 | 117 | 2 | 79 | 0 | .463 | 8 | 3 | 41-49 | 167 | 309 | 38 | .926 |



JADYN LANEAUX

15

Outfield • 5-10 • Sophomore • L/R • 1L • Marietta, Ga. (Pope HS)

| SINGLE-GAME SEASON HIGHS | |
|--------------------------|---|
| Hits | 3, #17/18 Virginia Tech (02/15/25) |
| Doubles | 1, Six Times |
| Triples | 1, Central Arkansas (02/08/25) |
| Home Runs | N/A |
| Total Bases | 3, Four Times |
| RBI's | 3, Southern Miss (02/21/25) |
| Runs Scored | 3, UL Lafayette (03/11/25) |
| Walks | 2, UL Lafayette (03/11/25) South Alabama (03/07/25) |
| Hit By Pitch | 1, Southern Miss (02/21/25) |
| Sacrifice Flies | 1, Penn State (02/21/25) #17/18 Virginia Tech (02/16/25) |
| Sac Hits | N/A |
| At Bats | 4, Five Times |
| Stolen Bases | 1, Five Times |
| Putouts | 5, at #3 Texas A&M (04/13/25) |
| Assists | 1, at #3 Texas A&M (04/11/25) |
| SINGLE-GAME CAREER HIGHS | |
| Hits | 3, #17/18 Virginia Tech (02/15/25) |
| Doubles | 1, Six Times |
| Triples | 1, Central Arkansas (02/08/25) |
| Home Runs | N/A |
| Total Bases | 3, Four Times |
| RBI's | 3, Southern Miss (02/21/25) |
| Runs Scored | 3, ULL (03/11/25) |
| Walks | 2, ULL (03/11/25) South Alabama (03/07/25) |
| Hit By Pitch | N/A |
| Sacrifice Flies | 1, Penn State (02/21/25) #17/18 Virginia Tech (02/16/25) |
| Sac Hits | N/A |
| At Bats | 4, Five Times |
| Stolen Bases | 1, Five Times |
| Putouts | 5, at #3 Texas A&M (04/13/25) |
| Assists | 1, at #3 Texas A&M (04/11/25) |

Complete bio

Sophomore Season (2025)

- Scored a career-high three runs and logged her first RBI double versus UL Lafayette (March 11).
- Has recorded a hit in five of the last six games, including two games with multiple hits.
- Was 4-for-5 with four RBI, two runs and a walk in two games against No. 17/18 Virginia Tech (Feb. 15-16).
- Strung together three consecutive multi-hit games at the Judi Garman Classic (Feb. 27-March 1).
- Helped lead high school team to two Georgia State Championship titles.

2025 SEASON GAME-BY-GAME

| Date | Opponent | Pos | AB | R | H | RBI | 2B | 3B | HR | BB | SB | CS | HBP | SAC | SF | GDP | K | PO | A | E | Avg |
|--------|------------------------|-------|-----|----|----|-----|----|----|----|----|----|----|-----|-----|----|-----|----|----|---|---|------|
| Feb 07 | CHARLOTTE | *of | 4 | 0 | 1 | 0 | 0 | 0 | 0 | 0 | 0 | 0 | 0 | 0 | 0 | 0 | 1 | 2 | 0 | 0 | .250 |
| Feb 08 | CENTRAL ARK | *of | 1 | 1 | 1 | 0 | 0 | 1 | 0 | 0 | 0 | 0 | 0 | 0 | 0 | 0 | 0 | 2 | 0 | 0 | .400 |
| Feb 09 | SOUTHEASTERN LA | *of | 2 | 0 | 0 | 0 | 0 | 0 | 0 | 0 | 1 | 0 | 0 | 0 | 0 | 0 | 0 | 2 | 0 | 0 | .286 |
| Feb 14 | UT ARLINGTON | *of | 1 | 0 | 0 | 0 | 0 | 0 | 0 | 0 | 0 | 0 | 0 | 0 | 0 | 0 | 0 | 0 | 0 | 0 | .250 |
| Feb 14 | NORTHWESTERN | *of | 0 | 0 | 0 | 0 | 0 | 0 | 0 | 0 | 0 | 0 | 0 | 0 | 0 | 0 | 0 | 0 | 0 | 0 | .250 |
| Feb 15 | NORTHWESTERN | ph/of | 1 | 1 | 1 | 0 | 1 | 0 | 0 | 0 | 0 | 0 | 0 | 0 | 0 | 0 | 0 | 0 | 0 | 0 | .333 |
| Feb 15 | VIRGINIA TECH | *of | 3 | 0 | 3 | 2 | 0 | 0 | 0 | 1 | 0 | 0 | 0 | 0 | 0 | 0 | 0 | 4 | 0 | 0 | .500 |
| Feb 16 | VIRGINIA TECH | *of | 2 | 2 | 1 | 1 | 0 | 0 | 0 | 0 | 0 | 0 | 0 | 0 | 1 | 0 | 0 | 0 | 0 | 0 | .500 |
| Feb 21 | PENN ST | *of | 1 | 1 | 1 | 1 | 0 | 0 | 0 | 0 | 1 | 0 | 0 | 0 | 1 | 0 | 0 | 1 | 0 | 0 | .533 |
| Feb 21 | SOUTHERN MISS | *of | 3 | 0 | 1 | 3 | 0 | 0 | 0 | 0 | 0 | 0 | 0 | 0 | 0 | 0 | 0 | 0 | 0 | 0 | .500 |
| Feb 22 | SOUTHERN MISS | *of | 3 | 1 | 1 | 0 | 0 | 0 | 0 | 0 | 1 | 0 | 1 | 0 | 0 | 0 | 0 | 1 | 0 | 0 | .476 |
| Feb 22 | NICHOLLS | *of | 1 | 1 | 0 | 0 | 0 | 0 | 0 | 1 | 0 | 0 | 0 | 0 | 0 | 0 | 0 | 2 | 0 | 0 | .455 |
| Feb 27 | vs UCLA | *of | 2 | 0 | 0 | 0 | 0 | 0 | 0 | 1 | 0 | 0 | 0 | 0 | 0 | 1 | 0 | 3 | 0 | 0 | .417 |
| Feb 27 | at Cal State Fullerton | *of | 3 | 2 | 2 | 0 | 1 | 0 | 0 | 1 | 0 | 0 | 0 | 0 | 0 | 0 | 0 | 0 | 0 | 0 | .444 |
| Feb 28 | vs Utah | *of | 3 | 0 | 2 | 0 | 0 | 0 | 0 | 0 | 0 | 0 | 0 | 0 | 0 | 0 | 0 | 1 | 0 | 0 | .467 |
| Feb 28 | vs Notre Dame | *of | 4 | 1 | 2 | 1 | 0 | 0 | 0 | 0 | 1 | 0 | 0 | 0 | 0 | 0 | 1 | 0 | 0 | 0 | .471 |
| Mar 01 | vs Weber St. | *of | 3 | 0 | 0 | 0 | 0 | 0 | 0 | 0 | 0 | 0 | 0 | 0 | 0 | 0 | 0 | 2 | 0 | 0 | .432 |
| Mar 05 | ULL | *of | 3 | 1 | 1 | 0 | 0 | 0 | 0 | 1 | 0 | 0 | 0 | 0 | 0 | 0 | 0 | 1 | 0 | 0 | .425 |
| Mar 07 | SOUTH ALABAMA | *of | 3 | 0 | 0 | 0 | 0 | 0 | 0 | 1 | 1 | 0 | 0 | 0 | 0 | 0 | 0 | 0 | 0 | 0 | .395 |
| Mar 07 | SOUTH ALABAMA | *of | 0 | 1 | 0 | 0 | 0 | 0 | 0 | 2 | 0 | 0 | 0 | 0 | 0 | 0 | 0 | 0 | 0 | 0 | .395 |
| Mar 08 | MINNESOTA | *of | 2 | 2 | 0 | 0 | 0 | 0 | 0 | 1 | 0 | 0 | 0 | 0 | 0 | 0 | 0 | 0 | 0 | 0 | .378 |
| Mar 09 | MINNESOTA | *of | 2 | 0 | 0 | 0 | 0 | 0 | 0 | 1 | 0 | 0 | 0 | 0 | 0 | 0 | 0 | 2 | 0 | 0 | .362 |
| Mar 11 | ULL | *of | 1 | 3 | 1 | 1 | 1 | 0 | 0 | 2 | 0 | 0 | 0 | 0 | 0 | 0 | 0 | 1 | 0 | 0 | .375 |
| Mar 14 | KENTUCKY | *of | 2 | 0 | 0 | 0 | 0 | 0 | 0 | 0 | 0 | 0 | 0 | 0 | 0 | 0 | 0 | 2 | 1 | 0 | .360 |
| Mar 15 | KENTUCKY | *of | 3 | 0 | 2 | 0 | 0 | 0 | 0 | 0 | 0 | 0 | 0 | 0 | 0 | 0 | 0 | 1 | 0 | 0 | .377 |
| Mar 16 | KENTUCKY | *of | 4 | 0 | 0 | 0 | 0 | 0 | 0 | 0 | 0 | 0 | 0 | 0 | 0 | 0 | 0 | 2 | 0 | 0 | .351 |
| Mar 21 | at Georgia | *of | 3 | 0 | 1 | 0 | 0 | 0 | 0 | 0 | 0 | 0 | 0 | 0 | 0 | 0 | 0 | 1 | 0 | 0 | .350 |
| Mar 22 | at Georgia | *of | 2 | 1 | 1 | 0 | 0 | 0 | 0 | 1 | 0 | 0 | 0 | 0 | 0 | 0 | 0 | 1 | 0 | 0 | .355 |
| Mar 23 | at Georgia | *of | 3 | 0 | 2 | 1 | 0 | 0 | 0 | 0 | 0 | 0 | 0 | 0 | 0 | 0 | 0 | 0 | 0 | 0 | .369 |
| Mar 25 | at ULL | *of | 3 | 2 | 2 | 1 | 0 | 0 | 0 | 1 | 1 | 0 | 0 | 0 | 0 | 0 | 0 | 3 | 0 | 0 | .382 |
| Mar 28 | SOUTH CAROLINA | *of | 2 | 0 | 0 | 0 | 0 | 0 | 0 | 1 | 0 | 0 | 0 | 0 | 0 | 0 | 0 | 1 | 0 | 0 | .371 |
| Mar 30 | SOUTH CAROLINA-1 | *of | 3 | 0 | 0 | 0 | 0 | 0 | 0 | 0 | 0 | 0 | 0 | 0 | 0 | 0 | 2 | 2 | 0 | 0 | .356 |
| Mar 30 | SOUTH CAROLINA-2 | *of | 3 | 0 | 2 | 0 | 0 | 0 | 0 | 0 | 0 | 0 | 0 | 0 | 0 | 0 | 0 | 3 | 0 | 0 | .368 |
| Apr 01 | at McNeese | *of | 4 | 1 | 2 | 1 | 1 | 0 | 0 | 0 | 0 | 0 | 0 | 0 | 0 | 0 | 0 | 4 | 0 | 0 | .375 |
| Apr 04 | ALABAMA | *of | 2 | 0 | 0 | 0 | 0 | 0 | 0 | 0 | 0 | 0 | 0 | 0 | 0 | 0 | 0 | 1 | 1 | 0 | .366 |
| Apr 05 | ALABAMA | *of | 3 | 1 | 1 | 0 | 1 | 0 | 0 | 0 | 0 | 0 | 0 | 0 | 0 | 0 | 0 | 1 | 1 | 0 | .365 |
| Apr 06 | ALABAMA | *of | 2 | 0 | 1 | 0 | 0 | 0 | 0 | 1 | 0 | 0 | 0 | 0 | 0 | 0 | 0 | 3 | 0 | 0 | .368 |
| Apr 09 | LOUISIANA TECH | *of | 3 | 1 | 1 | 1 | 0 | 0 | 0 | 1 | 0 | 0 | 0 | 0 | 0 | 0 | 0 | 0 | 0 | 0 | .367 |
| Apr 11 | at Texas A&M | *of | 3 | 1 | 1 | 2 | 1 | 0 | 0 | 1 | 0 | 0 | 0 | 0 | 0 | 0 | 1 | 3 | 1 | 0 | .366 |
| Apr 12 | at Texas A&M | *of | 2 | 0 | 0 | 0 | 0 | 0 | 0 | 1 | 0 | 0 | 0 | 0 | 0 | 0 | 0 | 1 | 3 | 0 | .358 |
| Apr 13 | at Texas A&M | *of | 3 | 0 | 0 | 0 | 0 | 0 | 0 | 0 | 0 | 0 | 0 | 0 | 0 | 0 | 0 | 5 | 0 | 0 | .347 |
| Apr 17 | at Texas | *of | 4 | 0 | 0 | 0 | 0 | 0 | 0 | 0 | 0 | 0 | 0 | 0 | 0 | 0 | 0 | 3 | 0 | 0 | .333 |
| Apr 18 | at Texas | *of | 2 | 0 | 0 | 0 | 0 | 0 | 0 | 1 | 0 | 0 | 0 | 0 | 0 | 0 | 0 | 2 | 0 | 0 | .327 |
| Apr 19 | at Texas | *of | 2 | 1 | 0 | 0 | 0 | 0 | 0 | 1 | 0 | 0 | 0 | 0 | 0 | 0 | 0 | 2 | 0 | 0 | .321 |
| Totals | | 40gs | 106 | 25 | 34 | 16 | 6 | 1 | 0 | 22 | 5 | 0 | 1 | 0 | 2 | 1 | 13 | 63 | 1 | 0 | .321 |

On base pct. .435 • Slugging pct. .396

LANEAUX'S CAREER STATS

| Year | avg | gp-gs | ab | r | h | 2b | 3b | hr | rbi | tb | slg% | bb | hbp | so | gdp | ob% | sf | sh | sb-att | po | a | e | fld% |
|-------|------|-------|-----|----|----|----|----|----|-----|----|------|----|-----|----|-----|------|----|----|--------|----|---|---|-------|
| 2024 | .167 | 6-0 | 6 | 1 | 1 | 0 | 0 | 0 | 0 | 1 | .167 | 0 | 0 | 1 | 0 | .167 | 0 | 0 | 1-1 | 1 | 0 | 0 | 1.000 |
| 2025 | .321 | 44-40 | 106 | 25 | 34 | 6 | 1 | 0 | 16 | 42 | .396 | 22 | 1 | 13 | 1 | .435 | 2 | 0 | 5-5 | 63 | 1 | 0 | 1.000 |
| TOTAL | .313 | 50-40 | 112 | 26 | 35 | 6 | 1 | 0 | 16 | 43 | .384 | 22 | 1 | 14 | 1 | .423 | 2 | 0 | 6-6 | 64 | 1 | 0 | 1.000 |



SAVANNA BEDELL

16

Utility • 5-8 • Sophomore • L/L • 1L • Columbus, Ga. (Northside HS)

| SINGLE-GAME SEASON HIGHS | |
|--------------------------|--|
| Hits | 3, #10/11 South Carolina (03/30/25) |
| Doubles | N/A |
| Triples | N/A |
| Home Runs | 1, #10/11 South Carolina (03/30/25) |
| Total Bases | 6, #10/11 South Carolina (03/30/25) |
| RBI's | 1, Seven Times |
| Runs Scored | 2, #10/11 South Carolina (03/30/25) |
| Walks | 1, Three Times |
| Hit By Pitch | 1, #24/23 Alabama (04/04/25) |
| Sacrifice Flies | 1, at #3 Texas A&M (04/12/25) |
| Sac Hits | N/A |
| At Bats | 4, at #3 Texas (04/17/25) at McNeese (04/01/25) |
| Stolen Bases | N/A |
| Putouts | N/A |
| Assists | N/A |

| SINGLE-GAME CAREER HIGHS | |
|--------------------------|--|
| Hits | 3, #10/11 South Carolina (03/30/25) |
| Doubles | N/A |
| Triples | N/A |
| Home Runs | 1, #10/11 South Carolina (03/30/25) |
| Total Bases | 6, #10/11 South Carolina (03/30/25) |
| RBI's | 1, Seven Times |
| Runs Scored | 2, #10/11 South Carolina (03/30/25) |
| Walks | 1, Three Times |
| Hit By Pitch | 1, #24/23 Alabama (04/04/25) |
| Sacrifice Flies | 1, at #3 Texas A&M (04/12/25) |
| Sac Hits | N/A |
| At Bats | 4, at #3 Texas (04/17/25) at McNeese (04/01/25) |
| Stolen Bases | 1, Liberty (05/03/24) ULM (04/02/24) |
| Putouts | N/A |
| Assists | N/A |

[Complete bio](#)

Sophomore Season (2025)

- Had a career-day hitting 3-for-3, scored two runs, including first career HR vs. South Carolina (March 30).
- Has had seven RBI in the last 10 games, entering the Texas series.
- A 2023 Georgia 5A Player of the Year and 2022 Georgia High School 5A State Champion.
- Played club for the Texas Bombers and was named to the 2023 PGF All-American Futures Team.
- Father Sidney and brother Sydney Jr. played basketball at Kentucky State, and older sister Kennedi played softball at Hampton State.

2025 SEASON GAME-BY-GAME

| Date | Opponent | Pos | AB | R | H | RBI | 2B | 3B | HR | BB | SB | CS | HBP | SAC | SF | GDP | K | PO | A | E | Avg |
|--------|------------------|-------|----|----|----|-----|----|----|----|----|----|----|-----|-----|----|-----|---|----|---|---|------|
| Feb 08 | CHARLOTTE | ph/of | 1 | 1 | 0 | 0 | 0 | 0 | 0 | 0 | 0 | 0 | 0 | 0 | 0 | 0 | 0 | 0 | 0 | 0 | .000 |
| Feb 14 | NORTHWESTERN | *dh | 3 | 0 | 1 | 1 | 0 | 0 | 0 | 0 | 0 | 0 | 0 | 0 | 0 | 0 | 0 | 0 | 0 | 0 | .250 |
| Feb 15 | NORTHWESTERN | *dh | 1 | 1 | 1 | 0 | 0 | 0 | 0 | 0 | 0 | 0 | 0 | 0 | 0 | 0 | 0 | 0 | 0 | 0 | .400 |
| Feb 16 | VIRGINIA TECH | ph | 1 | 0 | 0 | 0 | 0 | 0 | 0 | 0 | 0 | 0 | 0 | 0 | 0 | 0 | 0 | 0 | 0 | 0 | .333 |
| Feb 22 | NICHOLLS | ph | 1 | 0 | 0 | 0 | 0 | 0 | 0 | 0 | 0 | 0 | 0 | 0 | 0 | 0 | 0 | 0 | 0 | 0 | .286 |
| Mar 07 | SOUTH ALABAMA | of | 0 | 0 | 0 | 0 | 0 | 0 | 0 | 0 | 0 | 0 | 0 | 0 | 0 | 0 | 0 | 0 | 0 | 0 | .286 |
| Mar 11 | ULL | ph | 1 | 1 | 0 | 0 | 0 | 0 | 0 | 0 | 0 | 0 | 0 | 0 | 0 | 0 | 0 | 0 | 0 | 0 | .250 |
| Mar 16 | KENTUCKY | ph | 1 | 0 | 0 | 0 | 0 | 0 | 0 | 0 | 0 | 0 | 0 | 0 | 0 | 0 | 0 | 0 | 0 | 0 | .222 |
| Mar 28 | SOUTH CAROLINA | *dh | 2 | 1 | 1 | 0 | 0 | 0 | 0 | 1 | 0 | 0 | 0 | 0 | 0 | 0 | 0 | 0 | 0 | 0 | .273 |
| Mar 30 | SOUTH CAROLINA-1 | *dh | 3 | 2 | 3 | 1 | 0 | 0 | 1 | 0 | 0 | 0 | 0 | 0 | 0 | 0 | 0 | 0 | 0 | 0 | .429 |
| Mar 30 | SOUTH CAROLINA-2 | *dh | 3 | 0 | 0 | 1 | 0 | 0 | 0 | 0 | 0 | 0 | 0 | 0 | 0 | 0 | 0 | 0 | 0 | 0 | .353 |
| Apr 01 | at McNeese | *dh | 4 | 1 | 1 | 0 | 0 | 0 | 0 | 0 | 0 | 0 | 0 | 0 | 0 | 0 | 0 | 0 | 0 | 0 | .333 |
| Apr 04 | ALABAMA | *dh | 2 | 1 | 2 | 1 | 0 | 0 | 0 | 0 | 0 | 0 | 1 | 0 | 0 | 0 | 0 | 0 | 0 | 0 | .391 |
| Apr 05 | ALABAMA | *dh | 3 | 0 | 0 | 0 | 0 | 0 | 0 | 0 | 0 | 0 | 0 | 0 | 0 | 0 | 0 | 0 | 0 | 0 | .346 |
| Apr 06 | ALABAMA | *dh | 3 | 0 | 2 | 1 | 0 | 0 | 0 | 1 | 0 | 0 | 0 | 0 | 0 | 0 | 0 | 0 | 0 | 0 | .379 |
| Apr 09 | LOUISIANA TECH | ph | 1 | 0 | 0 | 0 | 0 | 0 | 0 | 0 | 0 | 0 | 0 | 0 | 0 | 0 | 0 | 0 | 0 | 0 | .367 |
| Apr 11 | at Texas A&M | *dh | 3 | 1 | 1 | 1 | 0 | 0 | 0 | 0 | 0 | 0 | 0 | 0 | 0 | 0 | 0 | 0 | 0 | 0 | .364 |
| Apr 12 | at Texas A&M | *dh | 3 | 0 | 0 | 1 | 0 | 0 | 0 | 0 | 0 | 0 | 0 | 0 | 1 | 0 | 0 | 0 | 0 | 0 | .333 |
| Apr 13 | at Texas A&M | *dh | 3 | 0 | 0 | 0 | 0 | 0 | 0 | 0 | 0 | 0 | 0 | 0 | 0 | 0 | 0 | 0 | 0 | 0 | .308 |
| Apr 17 | at Texas | *of | 4 | 1 | 0 | 0 | 0 | 0 | 0 | 0 | 0 | 0 | 0 | 0 | 0 | 0 | 0 | 0 | 0 | 0 | .279 |
| Totals | | 13gs | 43 | 10 | 12 | 7 | 0 | 0 | 1 | 3 | 0 | 0 | 1 | 0 | 1 | 0 | 0 | 0 | 0 | 0 | .279 |

On base pct. .333 • Slugging pct. .349

BEDELL'S CAREER STATS

| Year | avg | gp-gs | ab | r | h | 2b | 3b | hr | rbi | tb | slg% | bb | hbp | so | gdp | ob% | sf | sh | sb-att | po | a | e | fld% |
|-------|------|-------|----|----|----|----|----|----|-----|----|------|----|-----|----|-----|------|----|----|--------|----|---|---|------|
| 2024 | .500 | 20-0 | 2 | 7 | 1 | 0 | 0 | 0 | 0 | 1 | .500 | 0 | 0 | 0 | 0 | .500 | 0 | 0 | 2-2 | 0 | 0 | 0 | .000 |
| 2025 | .279 | 20-13 | 43 | 10 | 12 | 0 | 0 | 1 | 7 | 15 | .349 | 3 | 1 | 0 | 0 | .333 | 1 | 0 | 0-0 | 0 | 0 | 0 | .000 |
| TOTAL | .289 | 40-13 | 45 | 17 | 13 | 0 | 0 | 1 | 7 | 16 | .356 | 3 | 1 | 0 | 0 | .340 | 1 | 0 | 2-2 | 0 | 0 | 0 | .000 |



TATUM CLOPTON

18

Pitcher • 5-10 • Redshirt Junior • L/R • RS • Lawrence, Kan. (Oklahoma State)

| SINGLE-GAME SEASON HIGHS | |
|---|---|
| Hits | N/A |
| Doubles | N/A |
| Triples | N/A |
| Home Runs | N/A |
| Total Bases | N/A |
| RBI's | N/A |
| Runs Scored | N/A |
| Walks | N/A |
| Hit By Pitch | N/A |
| Sacrifice Flies | N/A |
| Sac Hits | N/A |
| At Bats | N/A |
| Stolen Bases | N/A |
| Innings Pitched | 7.0, UT Arlington (02/14/25) |
| Strikeouts | 10, UT Arlington (02/14/25) |
| Batters Faced | 27, UT Arlington (02/14/25) |
| Putouts | 1, at #3 Texas A&M (04/13/25) ULM (03/05/25) |
| Assists | 2, Southern Miss (02/22/25) |
| Runners CS | N/A |
| SINGLE-GAME CAREER HIGHS | |
| Hits | N/A |
| Doubles | N/A |
| Triples | N/A |
| Home Runs | N/A |
| Total Bases | N/A |
| RBI's | N/A |
| Runs Scored | N/A |
| Walks | N/A |
| Hit By Pitch | N/A |
| Sacrifice Flies | N/A |
| Sac Hits | N/A |
| At Bats | 1, Texas Tech (03/27/22)* at Memphis (03/10/22)* |
| Stolen Bases | N/A |
| Innings Pitched | 7.0, UT Arlington (02/14/25) |
| Strikeouts | 10, UT Arlington (02/14/25) |
| Batters Faced | 27, UT Arlington (02/14/25) |
| Putouts | 1, at #3 Texas A&M (04/13/25) ULM (03/05/25) |
| Assists | 2, Southern Miss (02/22/25) |
| Runners CS | 1, ULM (03/05/25) |
| * Includes games played at Oklahoma St. | |

Complete bio

Redshirt Sophomore Season (2024)

- Pitched a career-high 7.0 innings with 10 strikeouts against UT Arlington (Feb. 14).
- In her debut as an LSU Tiger, she struck out four batters in 4.0 innings vs. Charlotte (Feb. 8).
- Returned to the circle for the first time since 2022 (1,057 days) due to injury.
- Part of two WCWS appearances at Oklahoma State (2022-23).
- Held 44 batters to a .237 average and had eight strikeouts and one combined shutout in 2022.

2025 SEASON GAME-BY-GAME

| Date | Opponent | Pos | AB | R | H | RBI | 2B | 3B | HR | BB | SB | CS | HBP | SAC | SF | GDP | K | PO | A | E | Avg |
|--------|------------------------|-----|----|---|---|-----|----|----|----|----|----|----|-----|-----|----|-----|---|----|---|---|------|
| Feb 08 | CHARLOTTE | *p | 0 | 0 | 0 | 0 | 0 | 0 | 0 | 0 | 0 | 0 | 0 | 0 | 0 | 0 | 0 | 0 | 1 | 0 | .000 |
| Feb 22 | SOUTHERN MISS | p | 0 | 0 | 0 | 0 | 0 | 0 | 0 | 0 | 0 | 0 | 0 | 0 | 0 | 0 | 0 | 0 | 2 | 0 | .000 |
| Feb 27 | at Cal State Fullerton | p | 0 | 0 | 0 | 0 | 0 | 0 | 0 | 0 | 0 | 0 | 0 | 0 | 0 | 0 | 0 | 0 | 1 | 0 | .000 |
| Mar 05 | ULM | *p | 0 | 0 | 0 | 0 | 0 | 0 | 0 | 0 | 0 | 0 | 0 | 0 | 0 | 0 | 0 | 0 | 1 | 0 | .000 |
| Apr 09 | LOUISIANA TECH | *p | 0 | 0 | 0 | 0 | 0 | 0 | 0 | 0 | 0 | 0 | 0 | 0 | 0 | 0 | 0 | 0 | 1 | 0 | .000 |
| Apr 13 | at Texas A&M | *p | 0 | 0 | 0 | 0 | 0 | 0 | 0 | 0 | 0 | 0 | 0 | 0 | 0 | 0 | 0 | 1 | 1 | 0 | .000 |
| Totals | | 4gs | 0 | 0 | 0 | 0 | 0 | 0 | 0 | 0 | 0 | 0 | 0 | 0 | 0 | 0 | 0 | 2 | 6 | 0 | .000 |

On base pct. .000 • Slugging pct. .000

#18 Tatum Clopton - 9 appearances (All games)

| Date | Opponent | GS | IP | H | R | ER | BB | SO | 2B | 3B | HR | WP | BK | HBP | IBB | Score | W-L | Sv | ERA | NP |
|--------|------------------------|----|------|----|----|----|----|----|----|----|----|----|----|-----|-----|-------|-----|----|------|-----|
| Feb 08 | CHARLOTTE | * | 4.0 | 1 | 0 | 0 | 1 | 4 | 0 | 0 | 0 | 0 | 0 | 0 | 0 | 10-0 | 1-0 | 0 | 0.00 | 59 |
| Feb 14 | UT ARLINGTON | * | 7.0 | 2 | 0 | 0 | 5 | 10 | 0 | 0 | 0 | 0 | 0 | 0 | 0 | 6-0 | 2-0 | 0 | 0.00 | 125 |
| Feb 22 | SOUTHERN MISS | | 3.1 | 0 | 0 | 0 | 2 | 4 | 0 | 0 | 0 | 0 | 0 | 0 | 0 | 12-5 | 3-0 | 0 | 0.00 | 50 |
| Feb 27 | at Cal State Fullerton | | 4.1 | 4 | 2 | 2 | 4 | 3 | 0 | 0 | 0 | 1 | 0 | 0 | 0 | 5-6 | 3-0 | 0 | 0.75 | 89 |
| Mar 05 | ULM | * | 5.0 | 2 | 4 | 4 | 4 | 6 | 0 | 0 | 0 | 2 | 0 | 0 | 0 | 12-4 | 4-0 | 0 | 1.77 | 84 |
| Mar 23 | at Georgia | | 0.2 | 1 | 2 | 0 | 2 | 0 | 0 | 0 | 0 | 0 | 0 | 0 | 0 | 3-11 | 4-0 | 0 | 1.73 | 25 |
| Apr 09 | LOUISIANA TECH | * | 6.0 | 3 | 1 | 0 | 1 | 5 | 0 | 0 | 0 | 0 | 0 | 1 | 0 | 9-1 | 5-0 | 0 | 1.38 | 101 |
| Apr 13 | at Texas A&M | * | 5.0 | 4 | 4 | 4 | 2 | 2 | 0 | 1 | 1 | 2 | 0 | 1 | 0 | 1-4 | 5-1 | 0 | 1.98 | 79 |
| Apr 18 | at Texas | * | 5.2 | 4 | 1 | 1 | 5 | 2 | 3 | 0 | 0 | 0 | 0 | 0 | 0 | 6-1 | 6-1 | 0 | 1.88 | 104 |
| Totals | | 6 | 41.0 | 21 | 14 | 11 | 26 | 36 | 3 | 1 | 3 | 3 | 0 | 2 | 0 | 64-32 | 6-1 | 0 | 1.88 | - |

CLOPTON'S CAREER STATS (2022 AT OKLAHOMA STATE)

| Year | era | w-l | app | gs | cg | sho | sv | ip | h | r | er | bb | so | 2b | 3b | hr | bf | bavg | wp | hbp | bk | sfa | sha |
|-------|------|-----|-----|----|----|-----|----|-----|---|---|----|----|----|----|----|----|----|------|----|-----|----|-----|-----|
| 2022 | 3.89 | 1-0 | 5 | 1 | 0 | 0/1 | 0 | 9.0 | 9 | 6 | 5 | 5 | 8 | 1 | 0 | 1 | 44 | .237 | 2 | 1 | 0 | 0 | 0 |
| TOTAL | 3.89 | 1-0 | 5 | 1 | 0 | 0/1 | 0 | 9.0 | 9 | 6 | 5 | 5 | 8 | 1 | 0 | 1 | 44 | .237 | 2 | 1 | 0 | 0 | 0 |

CLOPTON'S CAREER STATS (AT LSU)

| Year | era | w-l | app | gs | cg | sho | sv | ip | h | r | er | bb | so | 2b | 3b | hr | bf | bavg | wp | hbp | bk | sfa | sha |
|-------|------|-----|-----|----|----|-----|----|------|----|----|----|----|----|----|----|----|-----|------|----|-----|----|-----|-----|
| 2025 | 1.88 | 6-1 | 9 | 6 | 3 | 1/1 | 0 | 41.0 | 21 | 14 | 11 | 26 | 36 | 3 | 1 | 3 | 172 | .150 | 3 | 2 | 0 | 1 | 3 |
| TOTAL | 1.88 | 6-1 | 9 | 6 | 3 | 1/1 | 0 | 41.0 | 21 | 14 | 11 | 26 | 36 | 3 | 1 | 3 | 172 | .150 | 3 | 2 | 0 | 1 | 3 |



Alix Franklin

20

Infield • 5-7 • Freshman • L/R • HS • St. Amant, La. (St. Amant HS)

| SINGLE-GAME SEASON HIGHS | |
|--------------------------|-----------------------------|
| Hits | N/A |
| Doubles | N/A |
| Triples | N/A |
| Home Runs | N/A |
| Total Bases | N/A |
| RBIs | N/A |
| Runs Scored | N/A |
| Walks | N/A |
| Hit By Pitch | N/A |
| Sacrifice Flies | N/A |
| Sac Hits | N/A |
| At Bats | 2, Southern Miss (02/22/25) |
| Stolen Bases | N/A |
| Putouts | N/A |
| Assists | N/A |

| SINGLE-GAME CAREER HIGHS | |
|--------------------------|-----------------------------|
| Hits | N/A |
| Doubles | N/A |
| Triples | N/A |
| Home Runs | N/A |
| Total Bases | N/A |
| RBIs | N/A |
| Runs Scored | N/A |
| Walks | N/A |
| Hit By Pitch | N/A |
| Sacrifice Flies | N/A |
| Sac Hits | N/A |
| At Bats | 2, Southern Miss (02/22/25) |
| Stolen Bases | N/A |
| Putouts | N/A |
| Assists | N/A |

[Complete bio](#)

Freshman Season (2025)

- A three-time Louisiana 5A State Champion (2022-24) and four-time All-State selection.
- Tabbed the 2024 5A District MVP
- Won the 2024 Alliance Fastpitch National Championship with the Texas Bombers Gold Scott Smith club.

2025 SEASON GAME-BY-GAME

| Date | Opponent | Pos | AB | R | H | RBI | 2B | 3B | HR | BB | SB | CS | HBP | SAC | SF | GDP | K | PO | A | E | Avg |
|--------|---------------|-----|----|---|---|-----|----|----|----|----|----|----|-----|-----|----|-----|---|----|---|---|------|
| Feb 14 | UT ARLINGTON | ph | 1 | 0 | 0 | 0 | 0 | 0 | 0 | 0 | 0 | 0 | 0 | 0 | 0 | 0 | 0 | 0 | 0 | 0 | .000 |
| Feb 22 | SOUTHERN MISS | dh | 2 | 0 | 0 | 0 | 0 | 0 | 0 | 0 | 0 | 0 | 0 | 0 | 0 | 0 | 1 | 0 | 0 | 0 | .000 |
| Totals | | 1gs | 3 | 0 | 0 | 0 | 0 | 0 | 0 | 0 | 0 | 0 | 0 | 0 | 0 | 0 | 1 | 0 | 0 | 0 | .000 |

On base pct. .000 • Slugging pct. .000

FRANKLIN'S CAREER STATS

| Year | avg | gp-gs | ab | r | h | 2b | 3b | hr | rbi | tb | slg% | bb | hbp | so | gdp | ob% | sf | sh | sb-att | po | a | e | fld% |
|-------|------|-------|----|---|---|----|----|----|-----|----|------|----|-----|----|-----|------|----|----|--------|----|---|---|------|
| 2025 | .000 | 2-1 | 3 | 0 | 0 | 0 | 0 | 0 | 0 | 0 | .000 | 0 | 0 | 1 | 0 | .000 | 0 | 0 | 0-0 | 0 | 0 | 0 | .000 |
| TOTAL | .000 | 2-1 | 3 | 0 | 0 | 0 | 0 | 0 | 0 | 0 | .000 | 0 | 0 | 1 | 0 | .000 | 0 | 0 | 0-0 | 0 | 0 | 0 | .000 |



MADYSON
MANNING

22

Infield • 5-9 • Sophomore • R/R • 1L • West Monroe, La. (West Monroe HS)

| SINGLE-GAME SEASON HIGHS | |
|--------------------------|--|
| Hits | 1, South Alabama (03/07/25) Nicholls (02/22/25) |
| Doubles | N/A |
| Triples | N/A |
| Home Runs | N/A |
| Total Bases | 1, South Alabama (03/07/25) Nicholls (02/22/25) |
| RBIs | 1, #23 Kentucky (03/15/25) South Alabama (03/07/25) |
| Runs Scored | 1, South Alabama (03/07/25) |
| Walks | N/A |
| Hit By Pitch | N/A |
| Sacrifice Flies | N/A |
| Sac Hits | N/A |
| At Bats | 4, South Alabama (03/07/25) |
| Stolen Bases | N/A |
| Putouts | 4, South Alabama (03/07/25) |
| Assists | N/A |

| SINGLE-GAME CAREER HIGHS | |
|--------------------------|---|
| Hits | 2, Liberty (05/04/24) |
| Doubles | 1, vs. #11/12 Missouri (05/10/24) |
| Triples | N/A |
| Home Runs | N/A |
| Total Bases | 2, vs. #11/12 Missouri (05/10/24) Liberty (05/04/24) |
| RBIs | 1, Five Times |
| Runs Scored | 1, Three Times |
| Walks | 1, SixTimes |
| Hit By Pitch | N/A |
| Sacrifice Flies | N/A |
| Sac Hits | 2, #13/15 Arkansas (04/26/24) |
| At Bats | 4, South Alabama (03/07/25) |
| Stolen Bases | N/A |
| Putouts | 4, South Alabama (03/07/25) |
| Assists | 4, vs. #20 Alabama (05/08/24) |

Complete bio

Sophomore Season (2025)

- Drove in first RBI single of the season and had a career-high four putouts vs. South Alabama (March 7).
- Started in all 18 games she appeared in in 2024.
- Had a .302 batting average with eight hits, scored two runs and had three RBI in 2024
- First career extra-base hit was an RBI double against No. 11/12 Missouri (May 10) in the SEC Tournament.
- Played club for the Bombers/Albert after three summers with the Birmingham Thunderbolts.

2025 SEASON GAME-BY-GAME

| Date | Opponent | Pos | AB | R | H | RBI | 2B | 3B | HR | BB | SB | CS | HBP | SAC | SF | GDP | K | PO | A | E | Avg |
|--------|---------------|--------|----|---|---|-----|----|----|----|----|----|----|-----|-----|----|-----|---|----|---|---|------|
| Feb 14 | UT ARLINGTON | ph | 1 | 0 | 0 | 0 | 0 | 0 | 0 | 0 | 0 | 0 | 0 | 0 | 0 | 0 | 0 | 0 | 0 | 0 | .000 |
| Feb 15 | NORTHWESTERN | ph | 1 | 0 | 0 | 0 | 0 | 0 | 0 | 0 | 0 | 0 | 0 | 0 | 0 | 0 | 0 | 0 | 0 | 0 | .000 |
| Feb 22 | NICHOLLS | ph | 1 | 0 | 1 | 0 | 0 | 0 | 0 | 0 | 0 | 0 | 0 | 0 | 0 | 0 | 0 | 0 | 0 | 0 | .333 |
| Feb 28 | vs Utah | *dh | 2 | 0 | 0 | 0 | 0 | 0 | 0 | 0 | 0 | 0 | 0 | 0 | 0 | 0 | 0 | 0 | 0 | 0 | .200 |
| Mar 07 | SOUTH ALABAMA | *dh/1b | 4 | 1 | 1 | 1 | 0 | 0 | 0 | 0 | 0 | 0 | 0 | 0 | 0 | 0 | 0 | 4 | 0 | 0 | .222 |
| Mar 15 | KENTUCKY | ph | 1 | 0 | 0 | 1 | 0 | 0 | 0 | 0 | 0 | 0 | 0 | 0 | 0 | 0 | 0 | 0 | 0 | 0 | .200 |
| Mar 16 | KENTUCKY | *dh | 2 | 0 | 0 | 0 | 0 | 0 | 0 | 0 | 0 | 0 | 0 | 0 | 0 | 0 | 1 | 0 | 0 | 0 | .167 |
| Totals | | 3gs | 12 | 1 | 2 | 2 | 0 | 0 | 0 | 0 | 0 | 0 | 0 | 0 | 0 | 0 | 1 | 4 | 0 | 0 | .167 |

On base pct. .167 • Slugging pct. .167

MANNING'S CAREER STATS

| Year | avg | gp-gs | ab | r | h | 2b | 3b | hr | rbi | tb | slg% | bb | hbp | so | gdp | ob% | sf | sh | sb-att | po | a | e | fld% |
|-------|------|-------|----|---|----|----|----|----|-----|----|------|----|-----|----|-----|------|----|----|--------|----|----|---|-------|
| 2024 | .320 | 18-18 | 25 | 2 | 8 | 1 | 0 | 0 | 3 | 9 | .360 | 6 | 0 | 6 | 0 | .452 | 0 | 4 | 0-0 | 12 | 23 | 2 | .946 |
| 2025 | .167 | 7-3 | 12 | 1 | 2 | 0 | 0 | 0 | 2 | 2 | .167 | 0 | 0 | 1 | 0 | .167 | 0 | 0 | 0-0 | 4 | 0 | 0 | 1.000 |
| TOTAL | .270 | 25-21 | 37 | 3 | 10 | 1 | 0 | 0 | 5 | 11 | .297 | 6 | 0 | 7 | 0 | .372 | 0 | 4 | 0-0 | 16 | 23 | 2 | .951 |



SIERRA DANIEL

23

Utility • 5-4 • Sophomore • L/R • 1L • Chandler, Ariz. (Seton Catholic Prep HS)

| SINGLE-GAME SEASON HIGHS | |
|--------------------------|--|
| Hits | 2, Five Times |
| Doubles | 1, vs. Notre Dame (02/28/25) Central Arkansas (02/07/25) |
| Triples | N/A |
| Home Runs | 1, at #13/15 Georgia (03/21/25) vs. Weber State (03/01/25) |
| Total Bases | 4, at #13/15 Georgia (03/21/25) vs. Weber State (03/01/25) |
| RBIs | 3, at #13/15 Georgia (03/22/25) |
| Runs Scored | 3, Minnesota (03/09/25) |
| Walks | 2, at #13/15 Georgia (03/22/25) |
| Hit By Pitch | 1, ULM (03/05/25) |
| Sacrifice Flies | #17/18 Virginia Tech (02/15/25) #17/18 Virginia Tech (02/16/25) |
| Sac Hits | 1, vs. Weber State (03/01/25) at Cal State Fullerton (02/27/25) |
| At Bats | 4, at UL Lafayette (03/25/25) |
| Stolen Bases | 1, Seven Times |
| Putouts | 3, Three Times |
| Assists | 5, #23 Kentucky (03/14/25) |
| SINGLE-GAME CAREER HIGHS | |
| Hits | 3, Austin Peay (02/24/24) |
| Doubles | 1, Three Times |
| Triples | 1, #3 Texas (03/12/24) |
| Home Runs | 1, at #13/15 Georgia (03/21/25) vs. Weber State (03/01/25) |
| Total Bases | 4, at #13/15 Georgia (03/21/25) vs. Weber State (03/01/25) |
| RBIs | 3, at #13/15 Georgia (03/22/25) |
| Runs Scored | 3, Minnesota (03/09/25) Austin Peay (02/24/24) |
| Walks | 2, at #13/15 Georgia (03/22/25) |
| Hit By Pitch | 1, ULM (03/05/25) #17/18 Virginia Tech (02/15/25) |
| Sacrifice Flies | 1, UL Lafayette (03/11/25) #17/18 Virginia Tech (02/16/25)) |
| Sac Hits | 1, Five Times |
| At Bats | 6, vs. #20 Alabama (05/08/24) |
| Stolen Bases | 2, Austin Peay (02/24/24) |
| Putouts | 5, Houston (02/24/24) |
| Assists | 5, #23 Kentucky (03/14/25) McNeese (03/03/24) |

Complete bio

Sophomore Season (2025)

- Has a .365 batting average in 32 starts and 38 appearances this season.
- Hit 3-for-7, including a home run and five RBI in SEC series at Georgia (March 21-23).
- Hit her first career home run, a two-run shot, versus Weber State (March 1).
- Finished 2024 with a .300 batting average with 27 hits, 22 runs, 4 RBI and was 5-for-5 in stolen bases.
- A two-time Arizona Conference Offensive Player of the Year and 2021 Region Player of the Year.

2025 SEASON GAME-BY-GAME

| Date | Opponent | Pos | AB | R | H | RBI | 2B | 3B | HR | BB | SB | CS | HBP | SAC | SF | GDP | K | PO | A | E | Avg |
|--------|------------------------|-------|----|----|----|-----|----|----|----|----|----|----|-----|-----|----|-----|----|----|----|---|-------|
| Feb 07 | CENTRAL ARK | *2b | 2 | 1 | 2 | 2 | 1 | 0 | 0 | 0 | 0 | 0 | 0 | 0 | 0 | 0 | 0 | 0 | 4 | 0 | 1.000 |
| Feb 08 | CENTRAL ARK | *2b | 2 | 0 | 0 | 0 | 0 | 0 | 0 | 1 | 0 | 0 | 0 | 0 | 0 | 0 | 0 | 0 | 0 | 0 | .500 |
| Feb 14 | UT ARLINGTON | 2b | 0 | 0 | 0 | 0 | 0 | 0 | 0 | 0 | 0 | 0 | 0 | 0 | 0 | 0 | 0 | 1 | 0 | 0 | .500 |
| Feb 14 | NORTHWESTERN | 2b | 0 | 0 | 0 | 0 | 0 | 0 | 0 | 0 | 0 | 0 | 0 | 0 | 0 | 0 | 0 | 0 | 0 | 0 | .500 |
| Feb 15 | VIRGINIA TECH | *2b | 3 | 1 | 1 | 0 | 0 | 0 | 0 | 0 | 1 | 0 | 1 | 0 | 0 | 0 | 0 | 3 | 1 | 0 | .429 |
| Feb 16 | VIRGINIA TECH | *2b | 1 | 0 | 0 | 1 | 0 | 0 | 0 | 0 | 0 | 0 | 0 | 0 | 1 | 0 | 1 | 0 | 2 | 1 | .375 |
| Feb 21 | PENN ST | *2b | 2 | 1 | 0 | 0 | 0 | 0 | 0 | 0 | 0 | 0 | 0 | 0 | 0 | 0 | 0 | 1 | 2 | 2 | .300 |
| Feb 22 | SOUTHERN MISS | ph/2b | 2 | 1 | 1 | 0 | 0 | 0 | 0 | 0 | 0 | 0 | 0 | 0 | 0 | 0 | 0 | 0 | 0 | 0 | .333 |
| Feb 22 | NICHOLLS | *2b | 2 | 2 | 2 | 1 | 0 | 0 | 0 | 0 | 1 | 0 | 0 | 0 | 0 | 0 | 0 | 2 | 1 | 0 | .429 |
| Feb 27 | vs UCLA | *2b | 3 | 0 | 1 | 1 | 0 | 0 | 0 | 0 | 0 | 0 | 0 | 0 | 0 | 0 | 1 | 2 | 2 | 0 | .412 |
| Feb 27 | at Cal State Fullerton | *2b | 3 | 1 | 2 | 2 | 0 | 0 | 0 | 0 | 1 | 0 | 1 | 0 | 0 | 0 | 0 | 1 | 1 | 0 | .450 |
| Feb 28 | vs Utah | *2b | 2 | 0 | 1 | 0 | 0 | 0 | 0 | 1 | 0 | 1 | 0 | 0 | 0 | 0 | 0 | 1 | 1 | 0 | .455 |
| Feb 28 | vs Notre Dame | *2b | 2 | 1 | 1 | 1 | 1 | 0 | 0 | 0 | 0 | 0 | 0 | 0 | 0 | 0 | 0 | 1 | 0 | 2 | .458 |
| Mar 01 | vs Weber St. | *2b | 1 | 2 | 1 | 2 | 0 | 0 | 1 | 1 | 0 | 0 | 0 | 1 | 0 | 0 | 0 | 3 | 1 | 0 | .480 |
| Mar 05 | ULM | *2b | 2 | 2 | 1 | 0 | 0 | 0 | 0 | 0 | 1 | 0 | 1 | 0 | 0 | 0 | 0 | 2 | 1 | 0 | .481 |
| Mar 07 | SOUTH ALABAMA | *2b | 2 | 1 | 0 | 0 | 0 | 0 | 0 | 1 | 0 | 0 | 0 | 0 | 0 | 0 | 0 | 1 | 0 | 2 | .448 |
| Mar 07 | SOUTH ALABAMA | *2b | 2 | 0 | 0 | 0 | 0 | 0 | 0 | 0 | 0 | 0 | 0 | 0 | 0 | 0 | 0 | 2 | 0 | 0 | .419 |
| Mar 08 | MINNESOTA | *2b | 2 | 2 | 1 | 1 | 0 | 0 | 0 | 1 | 1 | 0 | 0 | 0 | 0 | 0 | 0 | 0 | 1 | 0 | .424 |
| Mar 09 | MINNESOTA | *2b | 2 | 3 | 2 | 0 | 0 | 0 | 0 | 1 | 0 | 0 | 0 | 0 | 0 | 0 | 0 | 1 | 3 | 0 | .457 |
| Mar 11 | ULL | *2b | 1 | 0 | 1 | 2 | 0 | 0 | 0 | 0 | 0 | 0 | 0 | 0 | 1 | 0 | 0 | 2 | 1 | 0 | .472 |
| Mar 14 | KENTUCKY | *2b | 2 | 0 | 0 | 0 | 0 | 0 | 0 | 1 | 0 | 0 | 0 | 0 | 0 | 0 | 0 | 0 | 5 | 0 | .447 |
| Mar 15 | KENTUCKY | *2b | 2 | 0 | 0 | 0 | 0 | 0 | 0 | 0 | 0 | 0 | 0 | 0 | 0 | 0 | 0 | 1 | 2 | 0 | .425 |
| Mar 16 | KENTUCKY | *2b | 1 | 1 | 0 | 0 | 0 | 0 | 0 | 1 | 0 | 0 | 0 | 0 | 0 | 0 | 0 | 1 | 1 | 0 | .415 |
| Mar 21 | at Georgia | *2b | 2 | 2 | 1 | 1 | 0 | 0 | 1 | 1 | 0 | 0 | 0 | 0 | 0 | 0 | 0 | 2 | 1 | 1 | .419 |
| Mar 22 | at Georgia | *2b | 2 | 0 | 1 | 3 | 0 | 0 | 0 | 2 | 0 | 0 | 0 | 0 | 0 | 0 | 0 | 1 | 1 | 0 | .422 |
| Mar 23 | at Georgia | *2b | 3 | 0 | 1 | 1 | 0 | 0 | 0 | 0 | 1 | 0 | 0 | 0 | 0 | 0 | 0 | 0 | 1 | 1 | .417 |
| Mar 25 | at ULL | *2b | 4 | 1 | 1 | 0 | 0 | 0 | 0 | 0 | 0 | 0 | 0 | 0 | 0 | 0 | 2 | 0 | 1 | 0 | .404 |
| Mar 28 | SOUTH CAROLINA | *2b | 3 | 0 | 0 | 0 | 0 | 0 | 0 | 0 | 0 | 0 | 0 | 0 | 0 | 0 | 0 | 1 | 1 | 0 | .382 |
| Mar 30 | SOUTH CAROLINA-1 | *2b | 2 | 1 | 0 | 0 | 0 | 0 | 0 | 1 | 0 | 0 | 0 | 0 | 0 | 0 | 0 | 0 | 2 | 1 | .368 |
| Mar 30 | SOUTH CAROLINA-2 | *2b | 2 | 0 | 0 | 0 | 0 | 0 | 0 | 0 | 0 | 0 | 0 | 0 | 0 | 0 | 0 | 1 | 3 | 0 | .356 |
| Apr 05 | ALABAMA | *2b | 3 | 0 | 1 | 0 | 0 | 0 | 0 | 0 | 1 | 0 | 0 | 0 | 0 | 0 | 0 | 0 | 0 | 0 | .355 |
| Apr 09 | LOUISIANA TECH | ph | 1 | 1 | 1 | 0 | 0 | 0 | 0 | 0 | 0 | 0 | 0 | 0 | 0 | 0 | 0 | 0 | 0 | 0 | .365 |
| Apr 11 | at Texas A&M | 2b | 0 | 0 | 0 | 0 | 0 | 0 | 0 | 0 | 0 | 0 | 0 | 0 | 0 | 0 | 0 | 0 | 0 | 0 | .365 |
| Apr 12 | at Texas A&M | 2b | 0 | 0 | 0 | 0 | 0 | 0 | 0 | 0 | 0 | 0 | 0 | 0 | 0 | 0 | 0 | 1 | 2 | 0 | .365 |
| Apr 13 | at Texas A&M | *2b | 2 | 0 | 0 | 0 | 0 | 0 | 0 | 0 | 0 | 0 | 0 | 0 | 0 | 0 | 0 | 1 | 2 | 0 | .354 |
| Apr 17 | at Texas | *2b | 3 | 0 | 2 | 0 | 0 | 0 | 0 | 0 | 0 | 0 | 0 | 0 | 0 | 0 | 0 | 1 | 2 | 4 | .368 |
| Apr 18 | at Texas | *2b | 3 | 0 | 1 | 0 | 0 | 0 | 0 | 0 | 0 | 0 | 0 | 0 | 0 | 0 | 0 | 3 | 2 | 0 | .366 |
| Apr 19 | at Texas | *2b | 3 | 1 | 1 | 0 | 0 | 0 | 0 | 0 | 0 | 0 | 0 | 0 | 0 | 0 | 0 | 0 | 1 | 2 | .365 |
| Totals | | 32gs | 74 | 25 | 27 | 17 | 2 | 0 | 2 | 12 | 7 | 1 | 2 | 2 | 2 | 0 | 10 | 37 | 55 | 3 | .365 |

On base pct. .456 • Slugging pct. .473

DANIEL'S CAREER STATS

| Year | avg | gp-gs | ab | r | h | 2b | 3b | hr | rbi | tb | slg% | bb | hbp | so | gdp | ob% | sf | sh | sb-att | po | a | e | fld% |
|-------|------|-------|-----|----|----|----|----|----|-----|----|------|----|-----|----|-----|------|----|----|--------|----|----|----|------|
| 2024 | .300 | 40-32 | 90 | 22 | 27 | 1 | 1 | 0 | 4 | 30 | .333 | 11 | 0 | 8 | 0 | .376 | 0 | 3 | 5-5 | 21 | 34 | 7 | .887 |
| 2025 | .365 | 38-32 | 74 | 25 | 27 | 2 | 0 | 2 | 17 | 35 | .473 | 12 | 2 | 10 | 0 | .456 | 2 | 2 | 7-8 | 37 | 55 | 3 | .968 |
| TOTAL | .329 | 78-64 | 164 | 47 | 54 | 3 | 1 | 2 | 21 | 65 | .396 | 23 | 2 | 18 | 0 | .414 | 2 | 5 | 12-13 | 58 | 89 | 10 | .936 |



McKAELA WALKER

27

Infield • 5-3 • Junior • R/R • 2L • Marietta, Ga. (Marietta HS)

| SINGLE-GAME SEASON HIGHS | |
|--------------------------|---|
| Hits | 2, Charlotte (02/07/25) |
| Doubles | 1, Charlotte (02/07/25) |
| Triples | N/A |
| Home Runs | 1, vs. Notre Dame (02/28/25) |
| Total Bases | 4, vs. Notre Dame (02/28/25) |
| RBIs | 3, vs. Notre Dame (02/28/25) |
| Runs Scored | 2, Charlotte (02/08/25) Central Arkansas (02/07/25) |
| Walks | 2, vs. Weber State (03/01/25) |
| Hit By Pitch | 1, Three Times |
| Sacrifice Flies | 1, Minnesota (03/08/25) |
| Sac Hits | N/A |
| At Bats | 4, #21/22 Northwestern (02/14/25) Charlotte (02/07/25) |
| Stolen Bases | N/A |
| Putouts | 1,Three Times |
| Assists | N/A |
| SINGLE-GAME CAREER HIGHS | |
| Hits | 2, Charlotte (02/07/25) |
| Doubles | 1, Charlotte (02/07/25) Southeastern La. (04/10/24) |
| Triples | 1, Prairie View A&M (05/19/23) |
| Home Runs | 1, vs. Notre Dame (02/28/25) at Nicholls (03/26/24) |
| Total Bases | 4, vs. Notre Dame (02/28/25) at Nicholls (03/26/24)) |
| RBIs | 3, vs. Notre Dame (02/28/25) at Nicholls (03/26/24) |
| Runs Scored | 2, Charlotte (02/08/25) Central Arkansas (02/07/25) |
| Walks | 2, vs. Weber State (03/01/25) at Nicholls (03/26/24) |
| Hit By Pitch | 1, Four Times |
| Sacrifice Flies | 1, Minnesota (03/08/25) |
| Sac Hits | N/A |
| At Bats | 4, #21/22 Northwestern (02/14/25) Charlotte (02/07/25) |
| Stolen Bases | N/A |
| Putouts | 3, McNeese (03/21/23) |
| Assists | 3, #4/5 Tennessee (03/19/23) |

Complete bio

Junior Season (2025)

- Hit a three-run homer versus Notre Dame on Feb. 28.
- Had 15 at-bats, three RBI, five walks, and a .400 slugging percentage in 2023 and 2024.
- Her first hit in 2024 was her first career home run at Nicholls in 2024. Also drew a career-high two walks.
- Initially signed with LSU in November to join 2024 roster, but played on the 2023 team, becoming the first true freshman mid-year enrollee since 2002 for the Tigers.

2025 SEASON GAME-BY-GAME

| Date | Opponent | Pos | AB | R | H | RBI | 2B | 3B | HR | BB | SB | CS | HBP | SAC | SF | GDP | K | PO | A | E | Avg | |
|--------|------------------|--------|------|----|----|-----|----|----|----|----|----|----|-----|-----|----|-----|---|----|---|---|------|------|
| Feb 07 | CHARLOTTE | *dh | 4 | 1 | 2 | 2 | 1 | 0 | 0 | 0 | 0 | 0 | 0 | 0 | 0 | 0 | 0 | 0 | 1 | 0 | .500 | |
| Feb 07 | CENTRAL ARK | *of | 1 | 2 | 1 | 0 | 0 | 0 | 0 | 0 | 0 | 0 | 1 | 0 | 0 | 0 | 0 | 0 | 1 | 0 | .600 | |
| Feb 08 | CHARLOTTE | *of | 2 | 2 | 1 | 0 | 0 | 0 | 0 | 1 | 0 | 0 | 0 | 0 | 0 | 0 | 0 | 1 | 0 | 0 | .571 | |
| Feb 08 | CENTRAL ARK | *dh | 2 | 0 | 0 | 0 | 0 | 0 | 0 | 0 | 0 | 0 | 0 | 0 | 0 | 0 | 0 | 0 | 0 | 0 | .444 | |
| Feb 09 | SOUTHEASTERN LA | *dh | 2 | 0 | 0 | 1 | 0 | 0 | 0 | 1 | 0 | 0 | 0 | 0 | 0 | 0 | 0 | 0 | 0 | 0 | .364 | |
| Feb 14 | UT ARLINGTON | *of | 2 | 0 | 1 | 0 | 0 | 0 | 0 | 0 | 0 | 0 | 0 | 0 | 0 | 0 | 0 | 1 | 0 | 0 | .385 | |
| Feb 14 | NORTHWESTERN | *of | 4 | 0 | 0 | 0 | 0 | 0 | 0 | 0 | 0 | 0 | 0 | 0 | 0 | 0 | 2 | 0 | 0 | 0 | .294 | |
| Feb 15 | NORTHWESTERN | *of/dh | 2 | 0 | 0 | 0 | 0 | 0 | 0 | 0 | 0 | 0 | 0 | 0 | 0 | 0 | 0 | 0 | 0 | 0 | .263 | |
| Feb 27 | vs UCLA | *dh | 3 | 0 | 0 | 0 | 0 | 0 | 0 | 0 | 0 | 0 | 0 | 0 | 0 | 0 | 2 | 0 | 0 | 0 | .227 | |
| Feb 28 | vs Notre Dame | *dh | 2 | 1 | 1 | 3 | 0 | 0 | 1 | 1 | 0 | 0 | 0 | 0 | 0 | 0 | 0 | 0 | 0 | 0 | .250 | |
| Mar 01 | vs Weber St. | *dh | 0 | 1 | 0 | 0 | 0 | 0 | 0 | 2 | 0 | 1 | 0 | 0 | 0 | 0 | 0 | 0 | 0 | 0 | .250 | |
| Mar 05 | ULM | *dh | 3 | 0 | 0 | 0 | 0 | 0 | 0 | 0 | 0 | 0 | 0 | 0 | 0 | 0 | 0 | 1 | 0 | 0 | .222 | |
| Mar 07 | SOUTH ALABAMA | ph/of | 1 | 1 | 0 | 0 | 0 | 0 | 0 | 1 | 0 | 0 | 0 | 0 | 0 | 0 | 0 | 0 | 0 | 0 | .214 | |
| Mar 08 | MINNESOTA | *dh | 1 | 1 | 1 | 2 | 0 | 0 | 0 | 1 | 0 | 0 | 0 | 0 | 1 | 0 | 0 | 0 | 0 | 0 | .241 | |
| Mar 09 | MINNESOTA | *dh | 2 | 1 | 1 | 1 | 0 | 0 | 0 | 0 | 0 | 0 | 1 | 0 | 0 | 0 | 0 | 1 | 0 | 0 | .258 | |
| Mar 14 | KENTUCKY | *dh | 2 | 1 | 0 | 0 | 0 | 0 | 0 | 1 | 0 | 0 | 0 | 0 | 0 | 0 | 0 | 0 | 0 | 0 | .242 | |
| Mar 21 | at Georgia | *dh | 3 | 0 | 0 | 0 | 0 | 0 | 0 | 0 | 0 | 0 | 0 | 0 | 0 | 0 | 0 | 0 | 0 | 0 | .222 | |
| Mar 22 | at Georgia | *dh | 3 | 1 | 0 | 0 | 0 | 0 | 0 | 0 | 0 | 0 | 0 | 0 | 0 | 0 | 0 | 1 | 0 | 0 | .205 | |
| Mar 23 | at Georgia | *dh | 1 | 0 | 0 | 0 | 0 | 0 | 0 | 1 | 0 | 0 | 0 | 0 | 0 | 0 | 0 | 0 | 0 | 0 | .200 | |
| Mar 25 | at ULL | ph/dh | 1 | 0 | 0 | 0 | 0 | 0 | 0 | 0 | 0 | 0 | 1 | 0 | 0 | 0 | 0 | 0 | 0 | 0 | .195 | |
| Mar 30 | SOUTH CAROLINA-1 | ph | 1 | 0 | 0 | 0 | 0 | 0 | 0 | 0 | 0 | 0 | 0 | 0 | 0 | 0 | 0 | 0 | 0 | 0 | .190 | |
| Apr 18 | at Texas | ph | 1 | 0 | 0 | 0 | 0 | 0 | 0 | 0 | 0 | 0 | 0 | 0 | 0 | 0 | 0 | 0 | 0 | 0 | .186 | |
| Totals | | | 18gs | 43 | 12 | 8 | 11 | 1 | 0 | 1 | 10 | 0 | 1 | 3 | 0 | 1 | 0 | 7 | 3 | 0 | 0 | .186 |

On base pct. .368 • Slugging pct. .279

WALKER'S CAREER STATS

| Year | avg | gp-gs | ab | r | h | 2b | 3b | hr | rbi | tb | slg% | bb | hbp | so | gdp | ob% | sf | sh | sb-att | po | a | e | fld% |
|-------|------|-------|----|----|----|----|----|----|-----|----|------|----|-----|----|-----|------|----|----|--------|----|---|---|-------|
| 2023 | .267 | 16-6 | 15 | 4 | 4 | 0 | 1 | 0 | 3 | 6 | .400 | 5 | 1 | 4 | 1 | .476 | 0 | 0 | 0-0 | 8 | 7 | 4 | .789 |
| 2024 | .133 | 14-3 | 15 | 3 | 2 | 1 | 0 | 1 | 3 | 6 | .400 | 5 | 0 | 8 | 0 | .350 | 0 | 0 | 0-0 | 0 | 0 | 0 | .000 |
| 2025 | .186 | 22-18 | 43 | 12 | 8 | 1 | 0 | 1 | 11 | 12 | .279 | 10 | 3 | 7 | 0 | .368 | 1 | 0 | 0-1 | 3 | 0 | 0 | 1.000 |
| TOTAL | .192 | 52-27 | 73 | 19 | 14 | 2 | 1 | 2 | 17 | 24 | .329 | 20 | 4 | 19 | 1 | .388 | 1 | 0 | 0-1 | 11 | 7 | 4 | .818 |



JADA PHILLIPS

28

Catcher/Utility • 5-4 • Freshman • R/R • HS • Bradenton, Fla. (Braden River HS)

| SINGLE-GAME SEASON HIGHS | |
|--------------------------|-----------------------------|
| Hits | N/A |
| Doubles | N/A |
| Triples | N/A |
| Home Runs | N/A |
| Total Bases | N/A |
| RBI's | 1, South Alabama (03/07/25) |
| Runs Scored | N/A |
| Walks | N/A |
| Hit By Pitch | N/A |
| Sacrifice Flies | N/A |
| Sac Hits | N/A |
| At Bats | 2, Four Times |
| Stolen Bases | N/A |
| Putouts | 10, UT Arlington (02/14/25) |
| Assists | 2, UT Arlington (02/14/25) |

| SINGLE-GAME CAREER HIGHS | |
|--------------------------|-----------------------------|
| Hits | N/A |
| Doubles | N/A |
| Triples | N/A |
| Home Runs | N/A |
| Total Bases | N/A |
| RBI's | 1, South Alabama (03/07/25) |
| Runs Scored | N/A |
| Walks | N/A |
| Hit By Pitch | N/A |
| Sacrifice Flies | N/A |
| Sac Hits | N/A |
| At Bats | 2, Four Times |
| Stolen Bases | N/A |
| Putouts | 10, UT Arlington (02/14/25) |
| Assists | 2, UT Arlington (02/14/25) |

Complete bio

Freshman Season (2025)

- Recorded first collegiate RBI with a groundout versus South Alabama (March 7).
- A three-time Player of the Year and Offensive and Defensive MVP (2021-2022, 2024).
- Won 2023 Atlanta Legacy Tournament with LLG Corn DPS club.
- Played club ball for Hotshots/Mojo Ross (2018-2020), Tampa Mustangs/LLG Maguire (2020-2021), Tampa Mustangs TJ (2021) and LLG Corn DPS (2021-2024).

2025 SEASON GAME-BY-GAME

| Date | Opponent | Pos | AB | R | H | RBI | 2B | 3B | HR | BB | SB | CS | HBP | SAC | SF | GDP | K | PO | A | E | Avg |
|--------|----------------|-------|----|---|---|-----|----|----|----|----|----|----|-----|-----|----|-----|---|----|---|---|------|
| Feb 08 | CHARLOTTE | *c | 2 | 0 | 0 | 0 | 0 | 0 | 0 | 0 | 0 | 0 | 0 | 0 | 0 | 0 | 0 | 4 | 0 | 0 | .000 |
| Feb 14 | UT ARLINGTON | *c | 2 | 0 | 0 | 0 | 0 | 0 | 0 | 0 | 0 | 0 | 0 | 0 | 0 | 0 | 1 | 10 | 2 | 0 | .000 |
| Feb 21 | SOUTHERN MISS | *c/dh | 2 | 0 | 0 | 0 | 0 | 0 | 0 | 0 | 0 | 0 | 0 | 0 | 0 | 0 | 0 | 4 | 0 | 0 | .000 |
| Mar 01 | vs Weber St. | c | 1 | 0 | 0 | 0 | 0 | 0 | 0 | 0 | 0 | 0 | 0 | 0 | 0 | 0 | 1 | 4 | 0 | 0 | .000 |
| Mar 07 | SOUTH ALABAMA | ph/c | 1 | 0 | 0 | 1 | 0 | 0 | 0 | 0 | 0 | 0 | 0 | 0 | 0 | 0 | 0 | 1 | 1 | 0 | .000 |
| Apr 09 | LOUISIANA TECH | *c | 2 | 0 | 0 | 0 | 0 | 0 | 0 | 0 | 0 | 0 | 0 | 0 | 0 | 0 | 1 | 6 | 0 | 0 | .000 |
| Totals | | 4gs | 10 | 0 | 0 | 1 | 0 | 0 | 0 | 0 | 0 | 0 | 0 | 0 | 0 | 0 | 3 | 29 | 3 | 0 | .000 |

On base pct. .000 • Slugging pct. .000

PHILLIPS' CAREER STATS

| Year | avg | gp-gs | ab | r | h | 2b | 3b | hr | rbi | tb | slg% | bb | hbp | so | gdp | ob% | sf | sh | sb-att | po | a | e | fld% |
|-------|------|-------|----|---|---|----|----|----|-----|----|------|----|-----|----|-----|------|----|----|--------|----|---|---|-------|
| 2025 | .000 | 6-4 | 10 | 0 | 0 | 0 | 0 | 0 | 1 | 0 | .000 | 0 | 0 | 3 | 0 | .000 | 0 | 0 | 0-0 | 29 | 3 | 0 | 1.000 |
| TOTAL | .000 | 6-4 | 10 | 0 | 0 | 0 | 0 | 0 | 1 | 0 | .000 | 0 | 0 | 3 | 0 | .000 | 0 | 0 | 0-0 | 29 | 3 | 0 | 1.000 |



SYDNEY BERZON

29

Pitcher • 6-0 • Junior • R/R • 2L • Buffalo, N.Y. (Baylor HS)

SINGLE-GAME SEASON HIGHS

| | |
|-----------------|--|
| Innings Pitched | 8.0, #10/11 South Carolina (03/30/25) |
| Strikeouts | 9, South Alabama (03/07/25) #17/18 Virginia Tech (02/16/25) |
| Batters Faced | 40, #10/11 South Carolina (03/30/25) |
| Putouts | 1, #23 Kentucky (03/16/25) |
| Assists | 4, #10/11 South Carolina (03/30/25) |
| Runners CS | N/A |

SINGLE-GAME CAREER HIGHS

| | |
|-----------------|----------------------------------|
| Innings Pitched | 14.0, vs. #20 Alabama (05/08/24) |
| Strikeouts | 13, Boise State (02/22/24) |
| Batters Faced | 56, vs. #20 Alabama (05/08/24) |
| Putouts | 1, Six Times |
| Assists | 6, vs. #20 Alabama (05/08/24) |
| Runners CS | 1, Four Times |

Complete bio

Junior Season (2025)

- Started the 2025 season with a 13-0 record in the circle, marking the best start for an LSU pitcher.
- Recorded all three wins in the SEC series against then-No. 23 Kentucky (March 14-16)
- Is a two-time NFCA All-American selection.
- Threw a career-high 13 strikeouts vs. Boise St. (Feb. 22, 2024).
- Threw a SEC Tournament record 14.0 innings (208 pitches) in the 2-1 win over No. 20 Alabama (May 8, 2024).

2025 SEASON GAME-BY-GAME

| Date | Opponent | Pos | AB | R | H | RBI | 2B | 3B | HR | BB | SB | CS | HBP | SAC | SF | GDP | K | PO | A | E | Avg |
|--------|------------------|-----|----|---|---|-----|----|----|----|----|----|----|-----|-----|----|-----|---|----|----|---|------|
| Feb 09 | SOUTHEASTERN LA | *p | 0 | 0 | 0 | 0 | 0 | 0 | 0 | 0 | 0 | 0 | 0 | 0 | 0 | 0 | 0 | 0 | 1 | 0 | .000 |
| Feb 15 | NORTHWESTERN | *p | 0 | 0 | 0 | 0 | 0 | 0 | 0 | 0 | 0 | 0 | 0 | 0 | 0 | 0 | 0 | 0 | 2 | 0 | .000 |
| Feb 16 | VIRGINIA TECH | *p | 0 | 0 | 0 | 0 | 0 | 0 | 0 | 0 | 0 | 0 | 0 | 0 | 0 | 0 | 0 | 0 | 1 | 0 | .000 |
| Feb 28 | vs Notre Dame | *p | 0 | 0 | 0 | 0 | 0 | 0 | 0 | 0 | 0 | 0 | 0 | 0 | 0 | 0 | 0 | 0 | 1 | 0 | .000 |
| Mar 07 | SOUTH ALABAMA | *p | 0 | 0 | 0 | 0 | 0 | 0 | 0 | 0 | 0 | 0 | 0 | 0 | 0 | 0 | 0 | 0 | 2 | 0 | .000 |
| Mar 09 | MINNESOTA | *p | 0 | 0 | 0 | 0 | 0 | 0 | 0 | 0 | 0 | 0 | 0 | 0 | 0 | 0 | 0 | 0 | 1 | 0 | .000 |
| Mar 14 | KENTUCKY | *p | 0 | 0 | 0 | 0 | 0 | 0 | 0 | 0 | 0 | 0 | 0 | 0 | 0 | 0 | 0 | 0 | 2 | 0 | .000 |
| Mar 16 | KENTUCKY | *p | 0 | 0 | 0 | 0 | 0 | 0 | 0 | 0 | 0 | 0 | 0 | 0 | 0 | 0 | 0 | 1 | 3 | 1 | .000 |
| Mar 21 | at Georgia | *p | 0 | 0 | 0 | 0 | 0 | 0 | 0 | 0 | 0 | 0 | 0 | 0 | 0 | 0 | 0 | 0 | 1 | 0 | .000 |
| Mar 23 | at Georgia | *p | 0 | 0 | 0 | 0 | 0 | 0 | 0 | 0 | 0 | 0 | 0 | 0 | 0 | 0 | 0 | 0 | 4 | 0 | .000 |
| Mar 30 | SOUTH CAROLINA-1 | *p | 0 | 0 | 0 | 0 | 0 | 0 | 0 | 0 | 0 | 0 | 0 | 0 | 0 | 0 | 0 | 0 | 0 | 1 | .000 |
| Apr 05 | ALABAMA | *p | 0 | 0 | 0 | 0 | 0 | 0 | 0 | 0 | 0 | 0 | 0 | 0 | 0 | 0 | 0 | 0 | 0 | 1 | .000 |
| Apr 11 | at Texas A&M | *p | 0 | 0 | 0 | 0 | 0 | 0 | 0 | 0 | 0 | 0 | 0 | 0 | 0 | 0 | 0 | 0 | 1 | 0 | .000 |
| Apr 18 | at Texas | *p | 0 | 0 | 0 | 0 | 0 | 0 | 0 | 0 | 0 | 0 | 0 | 0 | 0 | 0 | 0 | 0 | 1 | 0 | .000 |
| Totals | | | 0 | 0 | 0 | 0 | 0 | 0 | 0 | 0 | 0 | 0 | 0 | 0 | 0 | 0 | 0 | 1 | 22 | 3 | .000 |

On base pct. .000 • Slugging pct. .000

#29 Sydney Berzon - 23 appearances (All games)

| Date | Opponent | GS | IP | H | R | ER | BB | SO | 2B | 3B | HR | WP | BK | HBP | IBB | Score | W-L | Sv | ERA | NP | |
|--------|------------------|----|-----|-------|----|----|----|----|----|----|----|----|----|-----|-----|-------|--------|------|------|------|---|
| Feb 07 | CENTRAL ARK | * | 5.0 | 2 | 0 | 0 | 0 | 5 | 0 | 0 | 0 | 0 | 0 | 0 | 0 | 10-0 | 1-0 | 0 | 0.00 | 61 | |
| Feb 09 | SOUTHEASTERN LA | * | 7.0 | 6 | 2 | 1 | 1 | 4 | 1 | 0 | 0 | 0 | 0 | 1 | 0 | 3-2 | 2-0 | 0 | 0.58 | 98 | |
| Feb 15 | NORTHWESTERN | * | 5.0 | 2 | 0 | 0 | 2 | 7 | 0 | 0 | 0 | 0 | 1 | 0 | 0 | 8-0 | 3-0 | 0 | 0.41 | 78 | |
| Feb 16 | VIRGINIA TECH | * | 7.0 | 8 | 4 | 3 | 1 | 9 | 2 | 0 | 2 | 1 | 0 | 0 | 0 | 7-4 | 4-0 | 0 | 1.17 | 126 | |
| Feb 21 | PENN ST | * | 5.0 | 5 | 1 | 1 | 1 | 5 | 2 | 0 | 0 | 1 | 0 | 0 | 0 | 10-1 | 5-0 | 0 | 1.21 | 85 | |
| Feb 27 | vs UCLA | * | 7.0 | 5 | 1 | 1 | 1 | 4 | 1 | 0 | 0 | 1 | 0 | 0 | 0 | 2-1 | 6-0 | 0 | 1.17 | 102 | |
| Feb 28 | vs Notre Dame | * | 5.0 | 2 | 0 | 0 | 0 | 7 | 0 | 0 | 0 | 0 | 0 | 2 | 0 | 10-0 | 7-0 | 0 | 1.02 | 55 | |
| Mar 07 | SOUTH ALABAMA | * | 7.0 | 2 | 0 | 0 | 1 | 9 | 0 | 0 | 0 | 1 | 0 | 1 | 0 | 2-0 | 8-0 | 0 | 0.88 | 101 | |
| Mar 09 | MINNESOTA | * | 5.0 | 10 | 2 | 2 | 1 | 3 | 0 | 0 | 1 | 0 | 0 | 0 | 0 | 10-2 | 9-0 | 0 | 1.06 | 82 | |
| Mar 14 | KENTUCKY | * | 7.0 | 3 | 1 | 0 | 2 | 5 | 0 | 0 | 0 | 0 | 0 | 0 | 0 | 4-1 | 10-0 | 0 | 0.93 | 89 | |
| Mar 15 | KENTUCKY | * | 1.1 | 0 | 0 | 0 | 0 | 0 | 0 | 0 | 0 | 0 | 0 | 0 | 0 | 6-4 | 11-0 | 0 | 0.91 | 13 | |
| Mar 16 | KENTUCKY | * | 7.0 | 9 | 2 | 2 | 1 | 4 | 2 | 0 | 0 | 0 | 0 | 1 | 0 | 8-2 | 12-0 | 0 | 1.02 | 116 | |
| Mar 21 | at Georgia | * | 7.0 | 5 | 3 | 1 | 3 | 4 | 0 | 0 | 0 | 0 | 0 | 0 | 0 | 5-3 | 13-0 | 0 | 1.02 | 105 | |
| Mar 23 | at Georgia | * | 3.1 | 8 | 9 | 9 | 1 | 4 | 0 | 0 | 1 | 1 | 0 | 0 | 0 | 3-11 | 13-1 | 0 | 1.78 | 67 | |
| Mar 28 | SOUTH CAROLINA | * | 5.0 | 5 | 3 | 3 | 1 | 4 | 0 | 0 | 0 | 0 | 0 | 1 | 0 | 11-3 | 14-1 | 0 | 1.92 | 88 | |
| Mar 30 | SOUTH CAROLINA-1 | * | 8.0 | 6 | 5 | 4 | 4 | 4 | 2 | 0 | 0 | 0 | 0 | 2 | 0 | 3-5 | 14-2 | 0 | 2.06 | 157 | |
| Apr 04 | ALABAMA | * | 5.0 | 4 | 0 | 0 | 0 | 5 | 0 | 0 | 0 | 1 | 0 | 0 | 0 | 8-0 | 15-2 | 0 | 1.96 | 68 | |
| Apr 05 | ALABAMA | * | 1.0 | 0 | 0 | 0 | 1 | 1 | 0 | 0 | 0 | 0 | 0 | 0 | 0 | 2-1 | 15-2 | 1 | 1.94 | 17 | |
| Apr 11 | at Texas A&M | * | 4.0 | 8 | 9 | 6 | 4 | 1 | 2 | 0 | 1 | 0 | 0 | 1 | 0 | 7-12 | 15-3 | 1 | 2.27 | 111 | |
| Apr 13 | at Texas A&M | * | 1.0 | 0 | 0 | 0 | 1 | 0 | 0 | 0 | 0 | 0 | 0 | 0 | 0 | 1-4 | 15-3 | 1 | 2.25 | 12 | |
| Apr 17 | at Texas | * | 6.2 | 6 | 7 | 3 | 3 | 1 | 0 | 0 | 3 | 0 | 0 | 0 | 0 | 3-7 | 15-4 | 1 | 2.30 | 102 | |
| Apr 18 | at Texas | * | 1.1 | 0 | 0 | 0 | 1 | 1 | 0 | 0 | 0 | 0 | 0 | 0 | 0 | 6-1 | 15-4 | 2 | 2.28 | 26 | |
| Apr 19 | at Texas | * | 0.2 | 3 | 2 | 2 | 0 | 0 | 1 | 0 | 0 | 0 | 0 | 0 | 0 | 5-6 | 15-5 | 2 | 2.39 | 19 | |
| Totals | | | 18 | 111.1 | 99 | 51 | 38 | 30 | 87 | 13 | 0 | 8 | 7 | 0 | 9 | 0 | 134-70 | 15-5 | 2 | 2.39 | - |

BERZON'S CAREER STATS

| Year | avg | gp-gs | ab | r | h | 2b | 3b | hr | rbi | tb | slg% | bb | hbp | so | gdp | ob% | sf | sh | sb-att | po | a | e | fld% |
|-------|------|-------|----|---|---|----|----|----|-----|----|------|----|-----|----|-----|------|----|----|--------|----|----|---|------|
| 2023 | .000 | 0-0 | 0 | 0 | 0 | 0 | 0 | 0 | 0 | 0 | .000 | 0 | 0 | 0 | 0 | .000 | 0 | 0 | 0-0 | 3 | 30 | 2 | .943 |
| 2024 | .000 | 40-23 | 0 | 0 | 0 | 0 | 0 | 0 | 0 | 0 | .000 | 0 | 0 | 0 | 0 | .000 | 0 | 0 | 0-0 | 2 | 43 | 2 | .957 |
| 2025 | .000 | 0-0 | 0 | 0 | 0 | 0 | 0 | 0 | 0 | 0 | .000 | 0 | 0 | 0 | 0 | .000 | 0 | 0 | 0-0 | 1 | 22 | 3 | .885 |
| TOTAL | .000 | 40-23 | 0 | 0 | 0 | 0 | 0 | 0 | 0 | 0 | .000 | 0 | 0 | 0 | 0 | .000 | 0 | 0 | 0-0 | 6 | 95 | 7 | .935 |

| Year | era | w-l | app | gs | cq | sho | sv | ip | h | r | er | bb | so | 2b | 3b | hr | bf | bavg | wp | hbp | bk | sfa | sha |
|-------|------|-------|-----|----|----|------|----|-------|-----|-----|-----|-----|-----|----|----|----|------|------|----|-----|----|-----|-----|
| 2023 | 1.91 | 14-8 | 30 | 17 | 11 | 4/0 | 3 | 143.0 | 112 | 51 | 39 | 46 | 127 | 10 | 2 | 10 | 597 | .209 | 10 | 13 | 0 | 1 | 7 |
| 2024 | 1.78 | 20-9 | 40 | 22 | 20 | 3/0 | 4 | 204.0 | 173 | 74 | 52 | 46 | 185 | 30 | 2 | 5 | 849 | .224 | 16 | 14 | 0 | 2 | 14 |
| 2025 | 2.39 | 15-5 | 23 | 18 | 16 | 5/0 | 2 | 111.1 | 99 | 51 | 38 | 30 | 87 | 13 | 0 | 8 | 483 | .229 | 7 | 9 | 0 | 5 | 7 |
| TOTAL | 1.97 | 49-22 | 93 | 57 | 47 | 12/0 | 9 | 458.1 | 384 | 176 | 129 | 116 | 399 | 53 | 4 | 23 | 1929 | .221 | 33 | 36 | 0 | 8 | 28 |



ZOE CALVEZ

32

Outfield • 5-7 • Freshman • L/R • HS • Orlando, Fla. (West Orange HS)

| SINGLE-GAME SEASON HIGHS | |
|--------------------------|------------------------|
| Hits | N/A |
| Doubles | N/A |
| Triples | N/A |
| Home Runs | N/A |
| Total Bases | N/A |
| RBI's | N/A |
| Runs Scored | 1, Four Times |
| Walks | N/A |
| Hit By Pitch | N/A |
| Sacrifice Flies | N/A |
| Sac Hits | N/A |
| At Bats | 1, Nicholls (02/22/25) |
| Stolen Bases | N/A |
| Putouts | N/A |
| Assists | N/A |

| SINGLE-GAME CAREER HIGHS | |
|--------------------------|------------------------|
| Hits | N/A |
| Doubles | N/A |
| Triples | N/A |
| Home Runs | N/A |
| Total Bases | N/A |
| RBI's | N/A |
| Runs Scored | 1, Four Times |
| Walks | N/A |
| Hit By Pitch | N/A |
| Sacrifice Flies | N/A |
| Sac Hits | N/A |
| At Bats | 1, Nicholls (02/22/25) |
| Stolen Bases | N/A |
| Putouts | N/A |
| Assists | N/A |

Complete bio

Freshman Season (2025)

- A three-time FSHAA 7A All-State selection in Florida.
- Helped West Orange High School team become a 2021-22 7A Softball Regional finalist.
- Was named West Orange Female Player of the Year.
- Mother played softball at Florida State.

2025 SEASON GAME-BY-GAME

| Date | Opponent | Pos | AB | R | H | RBI | 2B | 3B | HR | BB | SB | CS | HBP | SAC | SF | GDP | K | PO | A | E | Avg |
|--------|----------------|-----|----|---|---|-----|----|----|----|----|----|----|-----|-----|----|-----|---|----|---|---|------|
| Feb 07 | CENTRAL ARK | pr | 0 | 0 | 0 | 0 | 0 | 0 | 0 | 0 | 0 | 1 | 0 | 0 | 0 | 0 | 0 | 0 | 0 | 0 | .000 |
| Feb 08 | CHARLOTTE | pr | 0 | 1 | 0 | 0 | 0 | 0 | 0 | 0 | 0 | 0 | 0 | 0 | 0 | 0 | 0 | 0 | 0 | 0 | .000 |
| Feb 16 | VIRGINIA TECH | pr | 0 | 0 | 0 | 0 | 0 | 0 | 0 | 0 | 0 | 0 | 0 | 0 | 0 | 0 | 0 | 0 | 0 | 0 | .000 |
| Feb 22 | NICHOLLS | ph | 1 | 0 | 0 | 0 | 0 | 0 | 0 | 0 | 0 | 0 | 0 | 0 | 0 | 0 | 0 | 0 | 0 | 0 | .000 |
| Mar 07 | SOUTH ALABAMA | pr | 0 | 1 | 0 | 0 | 0 | 0 | 0 | 0 | 0 | 0 | 0 | 0 | 0 | 0 | 0 | 0 | 0 | 0 | .000 |
| Mar 11 | ULL | pr | 0 | 1 | 0 | 0 | 0 | 0 | 0 | 0 | 0 | 0 | 0 | 0 | 0 | 0 | 0 | 0 | 0 | 0 | .000 |
| Apr 09 | LOUISIANA TECH | pr | 0 | 1 | 0 | 0 | 0 | 0 | 0 | 0 | 0 | 0 | 0 | 0 | 0 | 0 | 0 | 0 | 0 | 0 | .000 |
| Totals | | ogs | 1 | 4 | 0 | 0 | 0 | 0 | 0 | 0 | 0 | 1 | 0 | 0 | 0 | 0 | 0 | 0 | 0 | 0 | .000 |

On base pct. .000 • Slugging pct. .000

CALVEZ’S CAREER STATS

| Year | avg | gp-gs | ab | r | h | 2b | 3b | hr | rbi | tb | slg% | bb | hbp | so | gdp | ob% | sf | sh | sb-att | po | a | e | fld% |
|-------|------|-------|----|---|---|----|----|----|-----|----|------|----|-----|----|-----|------|----|----|--------|----|---|---|------|
| 2025 | .000 | 7-0 | 1 | 4 | 0 | 0 | 0 | 0 | 0 | 0 | .000 | 0 | 0 | 0 | 0 | .000 | 0 | 0 | 0-1 | 0 | 0 | 0 | .000 |
| TOTAL | .000 | 7-0 | 1 | 4 | 0 | 0 | 0 | 0 | 0 | 0 | .000 | 0 | 0 | 0 | 0 | .000 | 0 | 0 | 0-1 | 0 | 0 | 0 | .000 |



DESTINY HARRIS

33

Outfield • 5-4 • Freshman • R/R • HS • Norfolk, Va. (Granby HS)

| SINGLE-GAME SEASON HIGHS | |
|--------------------------|--|
| Hits | 1, South Alabama (03/07/25) |
| Doubles | N/A |
| Triples | N/A |
| Home Runs | N/A |
| Total Bases | N/A |
| RBI's | 1, South Alabama (03/07/25) |
| Runs Scored | N/A |
| Walks | N/A |
| Hit By Pitch | N/A |
| Sacrifice Flies | N/A |
| Sac Hits | N/A |
| At Bats | 1, South Alabama (03/07/25) Penn State (02/21/25) |
| Stolen Bases | N/A |
| Putouts | N/A |
| Assists | N/A |

| SINGLE-GAME CAREER HIGHS | |
|--------------------------|--|
| Hits | 1, South Alabama (03/07/25) |
| Doubles | N/A |
| Triples | N/A |
| Home Runs | N/A |
| Total Bases | N/A |
| RBI's | 1, South Alabama (03/07/25) |
| Runs Scored | N/A |
| Walks | N/A |
| Hit By Pitch | N/A |
| Sacrifice Flies | N/A |
| Sac Hits | N/A |
| At Bats | 1, South Alabama (03/07/25) Penn State (02/21/25) |
| Stolen Bases | N/A |
| Putouts | N/A |
| Assists | N/A |

Complete bio

Freshman Season (2025)

- Hit an RBI single against South Alabama (March 7), the first of her career.
- Named 2024 Regional Player of the Year at Granby High School.
- A two-time Player of the Year, High School All-Region selection and All-State honoree.
- Has multiple club championship titles, including two in 2021 USA Championship.

2025 SEASON GAME-BY-GAME

| Date | Opponent | Pos | AB | R | H | RBI | 2B | 3B | HR | BB | SB | CS | HBP | SAC | SF | GDP | K | PO | A | E | Avg |
|--------|---------------|-------|----|---|---|-----|----|----|----|----|----|----|-----|-----|----|-----|---|----|---|---|------|
| Feb 21 | PENN ST | ph | 1 | 0 | 0 | 0 | 0 | 0 | 0 | 0 | 0 | 0 | 0 | 0 | 0 | 0 | 0 | 0 | 0 | 0 | .000 |
| Mar 07 | SOUTH ALABAMA | ph/dh | 1 | 0 | 1 | 1 | 0 | 0 | 0 | 0 | 0 | 0 | 0 | 0 | 0 | 0 | 0 | 0 | 0 | 0 | .500 |
| Totals | | ogs | 2 | 0 | 1 | 1 | 0 | 0 | 0 | 0 | 0 | 0 | 0 | 0 | 0 | 0 | 0 | 0 | 0 | 0 | .500 |

On base pct. .500 • Slugging pct. .500

HARRIS' CAREER STATS

| Year | avg | gp-gs | ab | r | h | 2b | 3b | hr | rbi | tb | slg% | bb | hbp | so | gdp | ob% | sf | sh | sb-att | po | a | e | fld% |
|-------|------|-------|----|---|---|----|----|----|-----|----|------|----|-----|----|-----|------|----|----|--------|----|---|---|------|
| 2025 | .500 | 2-0 | 2 | 0 | 1 | 0 | 0 | 0 | 1 | 1 | .500 | 0 | 0 | 0 | 0 | .500 | 0 | 0 | 0-0 | 0 | 0 | 0 | .000 |
| TOTAL | .500 | 2-0 | 2 | 0 | 1 | 0 | 0 | 0 | 1 | 1 | .500 | 0 | 0 | 0 | 0 | .500 | 0 | 0 | 0-0 | 0 | 0 | 0 | .000 |



TORI EDWARDS

42

Utility • 5-11 • Redshirt Freshman • R/R • RS • Flower Mound, Texas (Edward S. Marcus HS)

| SINGLE-GAME SEASON HIGHS | |
|--------------------------|---|
| Hits | 3, Six Times |
| Doubles | 2, at #3 Texas A&M (04/11/25) |
| Triples | N/A |
| Home Runs | 2, ULM (03/05/25) Central Arkansas (02/08/25) |
| Total Bases | 9, ULM (03/05/25) Central Arkansas (02/08/25) |
| RBIs | 6, ULM (03/05/25) |
| Runs Scored | 3, ULM (03/05/25) Southern Miss (02/21/25) |
| Walks | 2, Seven Times |
| Hit By Pitch | 1, Three Times |
| Sacrifice Flies | 1, at McNeese (04/01/25) Southeastern La. (02/09/25) |
| Sac Hits | N/A |
| At Bats | 4, Nine Times |
| Stolen Bases | 2, Louisiana Tech (04/09/25) |
| Putouts | 11, #10/11 South Carolina (03/30/25) #23 Kentucky (03/14/25) |
| Assists | 1, Six Times |
| SINGLE-GAME CAREER HIGHS | |
| Hits | 3, Six Times |
| Doubles | 1, 10 Times |
| Triples | N/A |
| Home Runs | 2, ULM (03/05/25) Central Arkansas (02/08/25) |
| Total Bases | 9, ULM (03/05/25) Central Arkansas (02/08/25) |
| RBIs | 6, ULM (03/05/25) |
| Runs Scored | 3, ULM (03/05/25) Southern Miss (02/21/25) |
| Walks | 2, Seven Times |
| Hit By Pitch | 1, Three Times |
| Sacrifice Flies | 1, at McNeese (04/01/25) Southeastern La. (02/09/25) |
| Sac Hits | N/A |
| At Bats | 4, Nine Times |
| Stolen Bases | 2, Louisiana Tech (04/09/25) |
| Putouts | 11, #10/11 South Carolina (03/30/25) #23 Kentucky (03/14/25) |
| Assists | 1, Six Times |

Complete bio

Redshirt Freshman Season (2025)

- Leads the team with .421 batting average, 64 RBI, 16 homers, and an .880 slugging percentage.
- Has two games with two home runs and nine total bases (Central Arkansas - Feb. 8; ULM - March 5).
- First career home run was a grand slam against Charlotte (Feb. 8). Has three grand slams this season.
- Has a program record four grand slams and is the eighth Tiger in program history with multiple grand slams in a season.
- Hit walk-off sac fly in the 3-2 victory against Southeastern La. (Feb. 9).

2025 SEASON GAME-BY-GAME

| Date | Opponent | Pos | AB | R | H | RBI | 2B | 3B | HR | BB | SB | CS | HBP | SAC | SF | GDP | K | PO | A | E | Avg | |
|--------|------------------------|-----|------|-----|----|-----|----|----|----|----|----|----|-----|-----|----|-----|---|----|-----|---|------|------|
| Feb 07 | CHARLOTTE | *1b | 3 | 2 | 2 | 1 | 1 | 0 | 0 | 0 | 0 | 0 | 1 | 0 | 0 | 0 | 0 | 1 | 0 | 0 | .667 | |
| Feb 07 | CENTRAL ARK | *1b | 3 | 0 | 0 | 0 | 0 | 0 | 0 | 0 | 0 | 0 | 0 | 0 | 0 | 0 | 2 | 5 | 0 | 0 | .333 | |
| Feb 08 | CHARLOTTE | *1b | 3 | 2 | 3 | 4 | 1 | 0 | 1 | 0 | 0 | 0 | 0 | 0 | 0 | 0 | 0 | 6 | 0 | 0 | .556 | |
| Feb 08 | CENTRAL ARK | *1b | 3 | 2 | 3 | 4 | 0 | 0 | 2 | 0 | 0 | 0 | 0 | 0 | 0 | 0 | 0 | 5 | 0 | 1 | .667 | |
| Feb 09 | SOUTHEASTERN LA | *1b | 3 | 0 | 0 | 1 | 0 | 0 | 0 | 0 | 0 | 0 | 0 | 0 | 1 | 0 | 0 | 8 | 0 | 0 | .533 | |
| Feb 14 | UT ARLINGTON | *1b | 3 | 1 | 1 | 2 | 1 | 0 | 0 | 0 | 0 | 0 | 0 | 0 | 0 | 0 | 0 | 5 | 0 | 0 | .500 | |
| Feb 14 | NORTHWESTERN | *1b | 3 | 1 | 0 | 0 | 0 | 0 | 0 | 1 | 0 | 0 | 0 | 0 | 0 | 0 | 1 | 2 | 0 | 0 | .429 | |
| Feb 15 | NORTHWESTERN | *1b | 3 | 0 | 2 | 1 | 0 | 0 | 0 | 0 | 0 | 0 | 0 | 0 | 0 | 0 | 0 | 6 | 0 | 0 | .458 | |
| Feb 15 | VIRGINIA TECH | *1b | 3 | 1 | 1 | 0 | 1 | 0 | 0 | 1 | 0 | 0 | 0 | 0 | 0 | 0 | 0 | 4 | 0 | 0 | .444 | |
| Feb 16 | VIRGINIA TECH | *1b | 4 | 1 | 1 | 1 | 1 | 0 | 0 | 0 | 0 | 0 | 0 | 0 | 0 | 0 | 2 | 9 | 1 | 0 | .419 | |
| Feb 21 | PENN ST | *1b | 1 | 1 | 0 | 1 | 0 | 0 | 0 | 2 | 0 | 0 | 0 | 0 | 0 | 0 | 0 | 7 | 0 | 0 | .406 | |
| Feb 21 | SOUTHERN MISS | *1b | 4 | 3 | 3 | 2 | 0 | 0 | 0 | 0 | 1 | 0 | 0 | 0 | 0 | 0 | 0 | 6 | 0 | 0 | .444 | |
| Feb 22 | SOUTHERN MISS | *1b | 3 | 0 | 1 | 1 | 0 | 0 | 0 | 2 | 0 | 0 | 0 | 0 | 0 | 0 | 0 | 5 | 1 | 0 | .436 | |
| Feb 22 | NICHOLLS | *1b | 3 | 1 | 2 | 5 | 0 | 0 | 1 | 0 | 0 | 0 | 0 | 0 | 0 | 0 | 1 | 9 | 0 | 0 | .452 | |
| Feb 27 | vs UCLA | *1b | 2 | 0 | 1 | 1 | 0 | 0 | 0 | 0 | 0 | 0 | 1 | 0 | 0 | 0 | 1 | 9 | 0 | 0 | .455 | |
| Feb 27 | at Cal State Fullerton | *1b | 4 | 2 | 0 | 0 | 0 | 0 | 0 | 2 | 0 | 0 | 0 | 0 | 0 | 0 | 0 | 5 | 1 | 0 | .435 | |
| Feb 28 | vs Utah | *1b | 3 | 1 | 1 | 0 | 1 | 0 | 0 | 0 | 0 | 0 | 0 | 0 | 0 | 0 | 0 | 6 | 0 | 0 | .429 | |
| Feb 28 | vs Notre Dame | *1b | 4 | 2 | 2 | 2 | 0 | 0 | 1 | 0 | 0 | 0 | 0 | 0 | 0 | 0 | 2 | 8 | 0 | 0 | .434 | |
| Mar 01 | vs Weber St. | *1b | 3 | 0 | 1 | 0 | 0 | 0 | 0 | 0 | 0 | 0 | 1 | 0 | 0 | 0 | 1 | 5 | 0 | 0 | .429 | |
| Mar 05 | ULM | *1b | 3 | 3 | 3 | 6 | 0 | 0 | 2 | 0 | 1 | 0 | 0 | 0 | 0 | 0 | 0 | 2 | 1 | 0 | .458 | |
| Mar 07 | SOUTH ALABAMA | *1b | 3 | 0 | 0 | 0 | 0 | 0 | 0 | 0 | 1 | 0 | 0 | 0 | 0 | 0 | 1 | 9 | 0 | 0 | .435 | |
| Mar 07 | SOUTH ALABAMA | *1b | 1 | 2 | 1 | 2 | 0 | 0 | 1 | 2 | 1 | 0 | 0 | 0 | 0 | 0 | 0 | 0 | 0 | 0 | .444 | |
| Mar 08 | MINNESOTA | *1b | 3 | 1 | 0 | 1 | 0 | 0 | 0 | 0 | 0 | 0 | 0 | 0 | 0 | 0 | 1 | 2 | 0 | 0 | .424 | |
| Mar 09 | MINNESOTA | *1b | 3 | 0 | 1 | 0 | 1 | 0 | 0 | 0 | 0 | 0 | 0 | 0 | 0 | 0 | 1 | 3 | 0 | 0 | .420 | |
| Mar 11 | ULL | *1b | 3 | 2 | 2 | 4 | 0 | 0 | 1 | 0 | 0 | 0 | 0 | 0 | 0 | 0 | 0 | 2 | 0 | 0 | .431 | |
| Mar 14 | KENTUCKY | *1b | 3 | 1 | 2 | 1 | 0 | 0 | 0 | 0 | 0 | 0 | 0 | 0 | 0 | 0 | 1 | 11 | 0 | 0 | .440 | |
| Mar 15 | KENTUCKY | *1b | 4 | 1 | 1 | 2 | 0 | 0 | 1 | 0 | 0 | 0 | 0 | 0 | 0 | 0 | 0 | 9 | 0 | 0 | .430 | |
| Mar 16 | KENTUCKY | *1b | 3 | 1 | 1 | 2 | 0 | 0 | 1 | 1 | 0 | 0 | 0 | 0 | 0 | 0 | 0 | 9 | 0 | 0 | .427 | |
| Mar 21 | at Georgia | *1b | 3 | 0 | 0 | 0 | 0 | 0 | 0 | 0 | 0 | 0 | 0 | 0 | 0 | 0 | 0 | 9 | 1 | 0 | .412 | |
| Mar 22 | at Georgia | *1b | 4 | 2 | 3 | 0 | 1 | 0 | 0 | 0 | 0 | 0 | 0 | 0 | 0 | 1 | 0 | 5 | 0 | 0 | .427 | |
| Mar 23 | at Georgia | *1b | 2 | 1 | 1 | 0 | 0 | 0 | 0 | 1 | 0 | 0 | 0 | 0 | 0 | 0 | 0 | 5 | 0 | 0 | .429 | |
| Mar 25 | at ULL | *1b | 2 | 1 | 0 | 0 | 0 | 0 | 0 | 2 | 1 | 0 | 0 | 0 | 0 | 0 | 0 | 5 | 0 | 0 | .419 | |
| Mar 28 | SOUTH CAROLINA | *1b | 2 | 2 | 2 | 5 | 0 | 0 | 1 | 1 | 0 | 0 | 0 | 0 | 0 | 0 | 0 | 8 | 0 | 0 | .432 | |
| Mar 30 | SOUTH CAROLINA-1 | *1b | 4 | 0 | 2 | 0 | 1 | 0 | 0 | 0 | 0 | 0 | 0 | 0 | 0 | 1 | 0 | 11 | 0 | 0 | .434 | |
| Mar 30 | SOUTH CAROLINA-2 | *1b | 2 | 1 | 0 | 0 | 0 | 0 | 0 | 1 | 0 | 0 | 0 | 0 | 0 | 0 | 2 | 4 | 0 | 0 | .426 | |
| Apr 01 | at McNeese | *1b | 3 | 1 | 1 | 4 | 0 | 0 | 0 | 0 | 0 | 0 | 0 | 0 | 1 | 0 | 0 | 2 | 1 | 0 | .423 | |
| Apr 04 | ALABAMA | *1b | 3 | 0 | 1 | 0 | 0 | 0 | 0 | 0 | 0 | 0 | 0 | 0 | 0 | 0 | 2 | 5 | 0 | 0 | .421 | |
| Apr 05 | ALABAMA | *1b | 2 | 0 | 1 | 1 | 0 | 0 | 0 | 1 | 0 | 0 | 0 | 0 | 0 | 0 | 0 | 6 | 0 | 0 | .422 | |
| Apr 06 | ALABAMA | *1b | 4 | 2 | 3 | 2 | 1 | 0 | 1 | 0 | 0 | 0 | 0 | 0 | 0 | 0 | 0 | 8 | 0 | 1 | .434 | |
| Apr 09 | LOUISIANA TECH | *1b | 3 | 1 | 2 | 1 | 0 | 0 | 0 | 1 | 2 | 0 | 0 | 0 | 0 | 0 | 0 | 5 | 0 | 0 | .440 | |
| Apr 11 | at Texas A&M | *1b | 4 | 2 | 2 | 0 | 2 | 0 | 0 | 0 | 0 | 0 | 0 | 0 | 0 | 0 | 1 | 6 | 0 | 2 | .442 | |
| Apr 12 | at Texas A&M | *1b | 3 | 1 | 1 | 4 | 0 | 0 | 1 | 1 | 0 | 0 | 0 | 0 | 0 | 0 | 2 | 3 | 0 | 0 | .439 | |
| Apr 13 | at Texas A&M | *1b | 1 | 0 | 0 | 0 | 0 | 0 | 0 | 2 | 1 | 0 | 1 | 0 | 0 | 0 | 1 | 6 | 0 | 0 | .435 | |
| Apr 17 | at Texas | *1b | 4 | 0 | 0 | 1 | 0 | 0 | 0 | 0 | 0 | 0 | 0 | 0 | 0 | 0 | 1 | 9 | 0 | 0 | .422 | |
| Apr 18 | at Texas | *1b | 3 | 2 | 2 | 2 | 1 | 0 | 1 | 1 | 0 | 0 | 0 | 0 | 0 | 0 | 0 | 7 | 0 | 0 | .427 | |
| Apr 19 | at Texas | *1b | 2 | 0 | 0 | 0 | 0 | 0 | 0 | 2 | 0 | 0 | 0 | 0 | 0 | 0 | 0 | 10 | 0 | 0 | .421 | |
| Totals | | | 46gs | 133 | 45 | 56 | 64 | 13 | 0 | 16 | 25 | 7 | 1 | 3 | 0 | 2 | 2 | 23 | 272 | 6 | 4 | .421 |

On base pct. .515 • Slugging pct. .880

EDWARDS' CAREER STATS

| Year | avg | gp-gs | ab | r | h | 2b | 3b | hr | rbi | tb | slg% | bb | hbp | so | gdp | ob% | sf | sh | sb-att | po | a | e | fld% |
|-------|------|-------|-----|----|----|----|----|----|-----|-----|------|----|-----|----|-----|------|----|----|--------|-----|---|---|------|
| 2024 | .167 | 3-2 | 6 | 2 | 1 | 0 | 0 | 0 | 0 | 1 | .167 | 3 | 0 | 2 | 0 | .444 | 0 | 0 | 0-0 | 0 | 0 | 0 | .000 |
| 2025 | .421 | 46-46 | 133 | 45 | 56 | 13 | 0 | 16 | 64 | 117 | .880 | 25 | 3 | 23 | 2 | .515 | 2 | 0 | 7-8 | 272 | 6 | 4 | .986 |
| TOTAL | .410 | 49-48 | 139 | 47 | 57 | 13 | 0 | 16 | 64 | 118 | .849 | 28 | 3 | 25 | 2 | .512 | 2 | 0 | 7-8 | 272 | 6 | 4 | .986 |



SA'MYA JONES

77

Infield • 5-3 • Freshman • R/R • HS • Pearland, Texas (Glenda Dawson HS)

[Complete bio](#)

Freshman Season (2025)

- A two-time Offensive MVP at Glenda Dawson High School.
- Was named a PGF All-American playing club for the Hotshots.
- In 2021 with her 16U team, she helped the Hotshots Nationals win the Oklahoma City Top Club Championship and the Colorado Sparkler National Championship.

2025 SEASON GAME-BY-GAME

| Date | Opponent | Pos | AB | R | H | RBI | 2B | 3B | HR | BB | SB | CS | HBP | SAC | SF | GDP | K | PO | A | E | Avg |
|--------|------------------|-----|----|----|---|-----|----|----|----|----|----|----|-----|-----|----|-----|---|----|---|---|------|
| Feb 07 | CHARLOTTE | pr | 0 | 0 | 0 | 0 | 0 | 0 | 0 | 0 | 1 | 0 | 0 | 0 | 0 | 0 | 0 | 0 | 0 | 0 | .000 |
| Feb 09 | SOUTHEASTERN LA | pr | 0 | 0 | 0 | 0 | 0 | 0 | 0 | 0 | 0 | 0 | 0 | 0 | 0 | 0 | 0 | 0 | 0 | 0 | .000 |
| Feb 15 | NORTHWESTERN | pr | 0 | 0 | 0 | 0 | 0 | 0 | 0 | 0 | 0 | 0 | 0 | 0 | 0 | 0 | 0 | 0 | 0 | 0 | .000 |
| Feb 15 | VIRGINIA TECH | pr | 0 | 0 | 0 | 0 | 0 | 0 | 0 | 0 | 0 | 0 | 0 | 0 | 0 | 0 | 0 | 0 | 0 | 0 | .000 |
| Feb 16 | VIRGINIA TECH | pr | 0 | 0 | 0 | 0 | 0 | 0 | 0 | 0 | 0 | 0 | 0 | 0 | 0 | 0 | 0 | 0 | 0 | 0 | .000 |
| Feb 21 | PENN ST | ph | 1 | 0 | 0 | 0 | 0 | 0 | 0 | 0 | 0 | 0 | 0 | 0 | 0 | 0 | 1 | 0 | 0 | 0 | .000 |
| Feb 21 | SOUTHERN MISS | pr | 0 | 1 | 0 | 0 | 0 | 0 | 0 | 0 | 1 | 0 | 0 | 0 | 0 | 0 | 0 | 0 | 0 | 0 | .000 |
| Feb 22 | SOUTHERN MISS | pr | 0 | 1 | 0 | 0 | 0 | 0 | 0 | 0 | 0 | 0 | 0 | 0 | 0 | 0 | 0 | 0 | 0 | 0 | .000 |
| Feb 22 | NICHOLLS | ph | 1 | 0 | 0 | 0 | 0 | 0 | 0 | 0 | 0 | 0 | 0 | 0 | 0 | 0 | 0 | 0 | 0 | 0 | .000 |
| Feb 27 | vs UCLA | pr | 0 | 1 | 0 | 0 | 0 | 0 | 0 | 0 | 0 | 0 | 0 | 0 | 0 | 0 | 0 | 0 | 0 | 0 | .000 |
| Mar 08 | MINNESOTA | pr | 0 | 1 | 0 | 0 | 0 | 0 | 0 | 0 | 1 | 0 | 0 | 0 | 0 | 0 | 0 | 0 | 0 | 0 | .000 |
| Mar 11 | UILL | pr | 0 | 1 | 0 | 0 | 0 | 0 | 0 | 0 | 0 | 0 | 0 | 0 | 0 | 0 | 0 | 0 | 0 | 0 | .000 |
| Mar 14 | KENTUCKY | pr | 0 | 1 | 0 | 0 | 0 | 0 | 0 | 0 | 0 | 0 | 0 | 0 | 0 | 0 | 0 | 0 | 0 | 0 | .000 |
| Mar 22 | at Georgia | pr | 0 | 1 | 0 | 0 | 0 | 0 | 0 | 0 | 0 | 0 | 0 | 0 | 0 | 0 | 0 | 0 | 0 | 0 | .000 |
| Mar 23 | at Georgia | pr | 0 | 1 | 0 | 0 | 0 | 0 | 0 | 0 | 0 | 0 | 0 | 0 | 0 | 0 | 0 | 0 | 0 | 0 | .000 |
| Mar 30 | SOUTH CAROLINA-1 | pr | 0 | 0 | 0 | 0 | 0 | 0 | 0 | 0 | 0 | 0 | 0 | 0 | 0 | 0 | 0 | 0 | 0 | 0 | .000 |
| Apr 01 | at McNeese | pr | 0 | 1 | 0 | 0 | 0 | 0 | 0 | 0 | 0 | 0 | 0 | 0 | 0 | 0 | 0 | 0 | 0 | 0 | .000 |
| Apr 04 | ALABAMA | pr | 0 | 0 | 0 | 0 | 0 | 0 | 0 | 0 | 0 | 0 | 0 | 0 | 0 | 0 | 0 | 0 | 0 | 0 | .000 |
| Apr 06 | ALABAMA | pr | 0 | 1 | 0 | 0 | 0 | 0 | 0 | 0 | 0 | 0 | 0 | 0 | 0 | 0 | 0 | 0 | 0 | 0 | .000 |
| Apr 09 | LOUISIANA TECH | pr | 0 | 1 | 0 | 0 | 0 | 0 | 0 | 0 | 1 | 0 | 0 | 0 | 0 | 0 | 0 | 0 | 0 | 0 | .000 |
| Apr 11 | at Texas A&M | pr | 0 | 1 | 0 | 0 | 0 | 0 | 0 | 0 | 0 | 0 | 0 | 0 | 0 | 0 | 0 | 0 | 0 | 0 | .000 |
| Apr 12 | at Texas A&M | pr | 0 | 1 | 0 | 0 | 0 | 0 | 0 | 0 | 0 | 0 | 0 | 0 | 0 | 0 | 0 | 0 | 0 | 0 | .000 |
| Apr 13 | at Texas A&M | pr | 0 | 0 | 0 | 0 | 0 | 0 | 0 | 0 | 0 | 0 | 0 | 0 | 0 | 0 | 0 | 0 | 0 | 0 | .000 |
| Apr 19 | at Texas | pr | 0 | 1 | 0 | 0 | 0 | 0 | 0 | 0 | 0 | 0 | 0 | 0 | 0 | 0 | 0 | 0 | 0 | 0 | .000 |
| Totals | | Ogs | 2 | 13 | 0 | 0 | 0 | 0 | 0 | 0 | 4 | 0 | 0 | 0 | 0 | 0 | 1 | 0 | 0 | 0 | .000 |

On base pct. .000 • Slugging pct. .000

SINGLE-GAME SEASON HIGHS

| | |
|-----------------|--|
| Hits | N/A |
| Doubles | N/A |
| Triples | N/A |
| Home Runs | N/A |
| Total Bases | N/A |
| RBI | N/A |
| Runs Scored | 1, 13 Times |
| Walks | N/A |
| Hit By Pitch | N/A |
| Sacrifice Flies | N/A |
| Sac Hits | N/A |
| At Bats | 1, Nicholls(02/22/25) Penn State (02/21/25) |
| Stolen Bases | 1, Four Times |
| Putouts | N/A |
| Assists | N/A |

SINGLE-GAME CAREER HIGHS

| | |
|-----------------|--|
| Hits | N/A |
| Doubles | N/A |
| Triples | N/A |
| Home Runs | N/A |
| Total Bases | N/A |
| RBI | N/A |
| Runs Scored | 1, 13 Times |
| Walks | N/A |
| Hit By Pitch | N/A |
| Sacrifice Flies | N/A |
| Sac Hits | N/A |
| At Bats | 1, Nicholls(02/22/25) Penn State (02/21/25) |
| Stolen Bases | 1, Four Times |
| Putouts | N/A |
| Assists | N/A |

JONES' CAREER STATS

| Year | avg | gp-gs | ab | r | h | 2b | 3b | hr | rbi | tb | slg% | bb | hbp | so | gdp | ob% | sf | sh | sb-att | po | a | e | fld% |
|-------|------|-------|----|----|---|----|----|----|-----|----|------|----|-----|----|-----|------|----|----|--------|----|---|---|------|
| 2025 | .000 | 24-0 | 2 | 13 | 0 | 0 | 0 | 0 | 0 | 0 | .000 | 0 | 0 | 1 | 0 | .000 | 0 | 0 | 4-4 | 0 | 0 | 0 | .000 |
| TOTAL | .000 | 24-0 | 2 | 13 | 0 | 0 | 0 | 0 | 0 | 0 | .000 | 0 | 0 | 1 | 0 | .000 | 0 | 0 | 4-4 | 0 | 0 | 0 | .000 |



AVERY HODGE

82

Infield • 5-6 • Junior • L/R • TR • Richmond, Texas (Oklahoma)

| SINGLE-GAME SEASON HIGHS | |
|-------------------------------------|--|
| Hits | 3, at McNeese (04/01/25) |
| Doubles | 1, at #3 Texas A&M (04/13/25) at McNeese (04/01/25) |
| Triples | 1, Minnesota (03/09/25) Minnesota (03/08/25) |
| Home Runs | 1, at UL Lafayette (03/25/25) |
| Total Bases | 4, Four Times |
| RBIs | 5, Minnesota (03/08/25) |
| Runs Scored | 3, South Alabama (03/07/25) Southern Miss (02/22/25) |
| Walks | 3, Charlotte (02/07/25) |
| Hit By Pitch | 1, South Alabama (03/07/25) at Cal State Fullerton (02/27/25) |
| Sacrifice Flies | 1, Nicholls (02/22/25) Charlotte (02/08/25) |
| Sac Hits | 1, #10/11 South Carolina (03/30/25) |
| At Bats | 4, Four Times |
| Stolen Bases | 2, Penn State (02/21/25) #17/18 Virginia Tech (02/16/25) |
| Putouts | 4, Louisiana Tech (04/09/25) |
| Assists | 5, Three Times |
| SINGLE-GAME CAREER HIGHS | |
| Hits | 3, at McNeese (04/01/25) |
| Doubles | 1, Eight Times* |
| Triples | 1, Three Times* |
| Home Runs | 1, at UL Lafayette (03/25/25) |
| Total Bases | 4, Four Times |
| RBIs | 5, Minnesota (03/08/25) |
| Runs Scored | 3, South Alabama (03/07/25) Southern Miss (02/22/25) |
| Walks | 3, Charlotte (02/07/25) |
| Hit By Pitch | 1, Five Times* |
| Sacrifice Flies | 1, Four Times* |
| Sac Hits | 1, #10/11 South Carolina (03/30/25) Miami (Ohio) (03/11/24)* |
| At Bats | 4, Six Times* |
| Stolen Bases | 2, Three Times* |
| Putouts | 4, Louisiana Tech (04/09/25) |
| Assists | 5, Four Times* |
| * Includes games played at Oklahoma | |

Complete bio

Junior Season (2025)

- Has a .345 batting average and ranks No. 8 in the SEC with 83 assists.
- Recorded a career-high three hits at McNeese (April 1) and four putouts vs. LA Tech (April 9).
- Hit first career home run, a two-run go-ahead shot at ULL (March 25).
- A Two-time National Champion at Oklahoma.
- Prior to LSU, maintained a .278 batting average with 27 hits, 49 runs, 12 RBI and eight stolen bases.
- Played on the U.S. Women's National Team at the 2023 Japan All-Star Series.

2025 SEASON BATTING GAME-BY-GAME

| Date | Opponent | Pos | AB | R | H | RBI | 2B | 3B | HR | BB | SB | CS | HBP | SAC | SF | GDP | K | PO | A | E | Avg | |
|--------|------------------------|-----|------|-----|----|-----|----|----|----|----|----|----|-----|-----|----|-----|---|----|----|----|------|------|
| Feb 07 | CHARLOTTE | *ss | 1 | 0 | 0 | 0 | 0 | 0 | 0 | 3 | 0 | 0 | 0 | 0 | 0 | 0 | 0 | 1 | 0 | 0 | .000 | |
| Feb 07 | CENTRAL ARK | *ss | 2 | 1 | 1 | 2 | 1 | 0 | 0 | 0 | 0 | 0 | 0 | 0 | 0 | 0 | 0 | 1 | 1 | 0 | .333 | |
| Feb 08 | CHARLOTTE | *ss | 0 | 1 | 0 | 1 | 0 | 0 | 0 | 1 | 0 | 0 | 0 | 0 | 0 | 0 | 0 | 0 | 1 | 0 | .333 | |
| Feb 08 | CENTRAL ARK | *ss | 3 | 0 | 0 | 0 | 0 | 0 | 0 | 0 | 0 | 0 | 0 | 0 | 0 | 0 | 1 | 0 | 0 | 0 | .167 | |
| Feb 09 | SOUTHEASTERN LA | *ss | 2 | 1 | 0 | 0 | 0 | 0 | 0 | 1 | 0 | 0 | 0 | 0 | 0 | 0 | 0 | 2 | 2 | 1 | .125 | |
| Feb 14 | UT ARLINGTON | *ss | 1 | 1 | 0 | 0 | 0 | 0 | 0 | 1 | 1 | 0 | 0 | 0 | 0 | 0 | 0 | 1 | 2 | 1 | .111 | |
| Feb 14 | NORTHWESTERN | *ss | 3 | 1 | 2 | 0 | 0 | 0 | 0 | 0 | 0 | 0 | 0 | 0 | 0 | 0 | 1 | 0 | 0 | 0 | .250 | |
| Feb 15 | NORTHWESTERN | *ss | 2 | 2 | 2 | 0 | 0 | 0 | 0 | 0 | 0 | 0 | 0 | 0 | 0 | 0 | 0 | 1 | 1 | 0 | .357 | |
| Feb 15 | VIRGINIA TECH | *ss | 4 | 0 | 0 | 0 | 0 | 0 | 0 | 0 | 0 | 0 | 0 | 0 | 0 | 0 | 0 | 0 | 1 | 0 | .278 | |
| Feb 16 | VIRGINIA TECH | *ss | 2 | 0 | 1 | 0 | 0 | 0 | 0 | 1 | 2 | 0 | 0 | 0 | 0 | 0 | 0 | 2 | 2 | 0 | .300 | |
| Feb 21 | PENN ST | *ss | 2 | 2 | 1 | 1 | 0 | 0 | 0 | 0 | 2 | 0 | 0 | 0 | 0 | 0 | 1 | 0 | 3 | 0 | .318 | |
| Feb 21 | SOUTHERN MISS | *ss | 2 | 1 | 1 | 0 | 0 | 0 | 0 | 1 | 1 | 0 | 0 | 0 | 0 | 0 | 0 | 3 | 2 | 0 | .333 | |
| Feb 22 | SOUTHERN MISS | *ss | 3 | 3 | 2 | 1 | 0 | 0 | 0 | 1 | 1 | 0 | 0 | 0 | 0 | 0 | 0 | 1 | 2 | 0 | .370 | |
| Feb 22 | NICHOLLS | *ss | 1 | 0 | 0 | 0 | 0 | 0 | 0 | 0 | 0 | 0 | 0 | 0 | 1 | 0 | 0 | 0 | 5 | 0 | .357 | |
| Feb 27 | vs UCLA | *ss | 3 | 0 | 1 | 0 | 0 | 0 | 0 | 0 | 0 | 1 | 0 | 0 | 0 | 0 | 0 | 1 | 0 | 0 | .355 | |
| Feb 27 | at Cal State Fullerton | *ss | 2 | 1 | 1 | 0 | 0 | 0 | 0 | 1 | 0 | 0 | 0 | 0 | 0 | 0 | 0 | 1 | 2 | 1 | .364 | |
| Feb 28 | vs Utah | *ss | 2 | 0 | 0 | 0 | 0 | 0 | 0 | 0 | 0 | 0 | 0 | 0 | 0 | 0 | 0 | 0 | 1 | 0 | .343 | |
| Feb 28 | vs Notre Dame | *ss | 3 | 0 | 1 | 0 | 0 | 0 | 0 | 0 | 0 | 0 | 0 | 0 | 0 | 0 | 0 | 0 | 3 | 0 | .342 | |
| Mar 01 | vs Weber St. | *ss | 3 | 1 | 1 | 0 | 0 | 0 | 0 | 0 | 0 | 0 | 0 | 0 | 0 | 0 | 0 | 1 | 1 | 0 | .341 | |
| Mar 05 | ULL | *ss | 3 | 1 | 1 | 0 | 0 | 0 | 0 | 0 | 0 | 0 | 0 | 0 | 0 | 0 | 1 | 0 | 1 | 0 | .341 | |
| Mar 07 | SOUTH ALABAMA | *ss | 3 | 0 | 2 | 0 | 0 | 0 | 0 | 0 | 0 | 1 | 0 | 0 | 0 | 0 | 0 | 0 | 5 | 0 | .362 | |
| Mar 07 | SOUTH ALABAMA | *ss | 2 | 3 | 2 | 1 | 0 | 0 | 0 | 0 | 1 | 0 | 0 | 0 | 0 | 0 | 0 | 1 | 2 | 1 | .388 | |
| Mar 08 | MINNESOTA | *ss | 3 | 0 | 2 | 5 | 0 | 1 | 0 | 0 | 0 | 0 | 0 | 0 | 0 | 0 | 0 | 1 | 1 | 0 | .404 | |
| Mar 09 | MINNESOTA | *ss | 3 | 2 | 2 | 2 | 0 | 1 | 0 | 0 | 0 | 0 | 0 | 0 | 0 | 0 | 0 | 1 | 2 | 0 | .418 | |
| Mar 11 | ULL | *ss | 2 | 0 | 1 | 1 | 0 | 0 | 0 | 0 | 0 | 0 | 0 | 0 | 0 | 0 | 0 | 1 | 0 | 2 | .421 | |
| Mar 14 | KENTUCKY | *ss | 3 | 0 | 2 | 0 | 0 | 0 | 0 | 0 | 0 | 0 | 0 | 0 | 0 | 0 | 0 | 1 | 1 | 0 | .433 | |
| Mar 15 | KENTUCKY | *ss | 2 | 0 | 0 | 0 | 0 | 0 | 0 | 1 | 0 | 0 | 0 | 0 | 0 | 0 | 0 | 1 | 3 | 0 | .419 | |
| Mar 16 | KENTUCKY | *ss | 3 | 0 | 2 | 0 | 0 | 0 | 0 | 0 | 0 | 0 | 0 | 0 | 0 | 0 | 0 | 2 | 2 | 0 | .431 | |
| Mar 21 | at Georgia | *ss | 2 | 1 | 0 | 0 | 0 | 0 | 0 | 1 | 0 | 0 | 0 | 0 | 0 | 0 | 0 | 1 | 5 | 0 | .418 | |
| Mar 22 | at Georgia | *ss | 3 | 1 | 1 | 1 | 0 | 0 | 0 | 0 | 0 | 0 | 0 | 0 | 0 | 0 | 0 | 1 | 2 | 0 | .414 | |
| Mar 23 | at Georgia | *ss | 2 | 0 | 0 | 0 | 0 | 0 | 0 | 0 | 0 | 0 | 0 | 0 | 0 | 0 | 1 | 0 | 2 | 1 | .403 | |
| Mar 25 | at ULL | *ss | 3 | 2 | 1 | 3 | 0 | 0 | 1 | 1 | 0 | 0 | 0 | 0 | 0 | 0 | 2 | 1 | 0 | 1 | .400 | |
| Mar 28 | SOUTH CAROLINA | *ss | 2 | 0 | 0 | 0 | 0 | 0 | 0 | 1 | 0 | 0 | 0 | 0 | 0 | 0 | 0 | 0 | 0 | 0 | .390 | |
| Mar 30 | SOUTH CAROLINA-1 | *ss | 2 | 0 | 0 | 0 | 0 | 0 | 0 | 0 | 0 | 0 | 0 | 0 | 1 | 0 | 0 | 2 | 1 | 3 | .380 | |
| Mar 30 | SOUTH CAROLINA-2 | *ss | 3 | 0 | 1 | 0 | 0 | 0 | 0 | 0 | 0 | 0 | 0 | 0 | 0 | 0 | 0 | 1 | 0 | 0 | .378 | |
| Apr 01 | at McNeese | *ss | 4 | 2 | 3 | 1 | 1 | 0 | 0 | 0 | 0 | 0 | 0 | 0 | 0 | 0 | 0 | 2 | 1 | 0 | .395 | |
| Apr 04 | ALABAMA | *ss | 2 | 0 | 0 | 0 | 0 | 0 | 0 | 0 | 0 | 0 | 0 | 0 | 0 | 0 | 0 | 2 | 0 | 0 | .386 | |
| Apr 05 | ALABAMA | *ss | 3 | 0 | 1 | 0 | 0 | 0 | 0 | 0 | 0 | 0 | 0 | 0 | 0 | 0 | 0 | 1 | 0 | 2 | .385 | |
| Apr 06 | ALABAMA | *ss | 3 | 0 | 0 | 0 | 0 | 0 | 0 | 0 | 0 | 0 | 0 | 0 | 0 | 0 | 0 | 2 | 2 | 1 | .372 | |
| Apr 09 | LOUISIANA TECH | *ss | 2 | 0 | 0 | 0 | 0 | 0 | 0 | 0 | 0 | 0 | 0 | 0 | 0 | 0 | 0 | 4 | 2 | 0 | .365 | |
| Apr 11 | at Texas A&M | *ss | 4 | 0 | 1 | 1 | 0 | 0 | 0 | 0 | 0 | 0 | 0 | 0 | 0 | 0 | 0 | 2 | 1 | 0 | .360 | |
| Apr 12 | at Texas A&M | *ss | 3 | 1 | 1 | 0 | 0 | 0 | 0 | 0 | 1 | 0 | 0 | 0 | 0 | 0 | 0 | 3 | 1 | 0 | .359 | |
| Apr 13 | at Texas A&M | *ss | 3 | 1 | 2 | 0 | 1 | 0 | 0 | 0 | 0 | 0 | 0 | 0 | 0 | 0 | 0 | 0 | 1 | 0 | .368 | |
| Apr 17 | at Texas | *ss | 3 | 0 | 1 | 2 | 0 | 0 | 0 | 0 | 0 | 0 | 0 | 0 | 0 | 0 | 0 | 3 | 3 | 1 | .367 | |
| Apr 18 | at Texas | *ss | 4 | 0 | 0 | 0 | 0 | 0 | 0 | 0 | 0 | 0 | 0 | 0 | 0 | 0 | 0 | 3 | 4 | 0 | .354 | |
| Apr 19 | at Texas | *ss | 3 | 0 | 0 | 0 | 0 | 0 | 0 | 0 | 0 | 0 | 0 | 0 | 0 | 0 | 0 | 1 | 0 | 3 | .345 | |
| Totals | | | 46gs | 116 | 29 | 40 | 23 | 2 | 2 | 1 | 14 | 10 | 2 | 2 | 1 | 2 | 0 | 16 | 50 | 83 | 10 | .345 |

On base pct. .418 • Slugging pct. .422

HODGE'S CAREER STATS (AT OKLAHOMA)

| Year | avg | gp-gs | ab | r | h | 2b | 3b | hr | rbi | tb | slg% | bb | hbp | so | gdp | ob% | sf | sh | sb-att | po | a | e | fld% |
|-------|------|--------|----|----|----|----|----|----|-----|----|------|----|-----|----|-----|------|----|----|--------|----|----|---|------|
| 2023 | .261 | 56-3 | 23 | 21 | 6 | 1 | 0 | 0 | 3 | 7 | .304 | 2 | 0 | 1 | 0 | .320 | 0 | 0 | 4-4 | 11 | 7 | 1 | .947 |
| 2024 | .284 | 63-25 | 74 | 28 | 21 | 5 | 1 | 0 | 9 | 28 | .378 | 11 | 3 | 9 | 0 | .389 | 2 | 1 | 4-5 | 44 | 68 | 6 | .949 |
| TOTAL | .278 | 119-28 | 97 | 49 | 27 | 6 | 1 | 0 | 12 | 35 | .361 | 13 | 3 | 10 | 0 | .374 | 2 | 1 | 8-9 | 55 | 75 | 7 | .949 |

HODGE'S CAREER STATS (AT LSU)

| Year | avg | gp-gs | ab | r | h | 2b | 3b | hr | rbi | tb | slg% | bb | hbp | so | gdp | ob% | sf | sh | sb-att | po | a | e | fld% |
|-------|------|-------|-----|----|----|----|----|----|-----|----|------|----|-----|----|-----|------|----|----|--------|----|----|----|------|
| 2025 | .345 | 46-46 | 116 | 29 | 40 | 2 | 2 | 1 | 23 | 49 | .422 | 14 | 2 | 16 | 0 | .418 | 2 | 1 | 10-12 | 50 | 83 | 10 | .930 |
| TOTAL | .345 | 46-46 | 116 | 29 | 40 | 2 | 2 | 1 | 23 | 49 | .422 | 14 | 2 | 16 | 0 | .418 | 2 | 1 | 10-12 | 50 | 83 | 10 | .930 |

2025 TV/Radio Chart



00
Jayden Heaven
Pitcher / Utility
5-6 • Fr.-HS • L/L
Pace, Fla.



1
Sydney Peterson
Infield
5-5 • RS-Jr. • 1L • R/R
Stockton, Calif.



2
Maddox McKee
Utility
5-4 • So.-1L • L/R
Montgomery, Texas



3
Maia Townsend
Outfield
5-9 • Jr. - 2L • L/R
Morris, Ala.



4
McKenzie Redoutey
Outfield
5-6 • Sr.-3L • L/L
Franklin, N.C.




5
Ashley Vallejo
Pitcher
5-8 • RS-Sr. TR • R/R
New Waverly, Texas



6
Abigail Savoy
Infield
5-8 • Jr.- 2L • L/L
Branch, La.



7
Jalia Lassiter
Outfield
5-7 • Jr.-TR • R/R
Atmore, Ala.



9
Madilyn Giglio
Outfield
5-3 • Sr.-3L • L/R
Metairie, La.




10
Emilee Casanova
Pitcher
6-2 • RS-Sr.-3L • R/R
Amite, La.




12
Maci Bergeron
Catcher
5-4 • Jr.-2L • R/R
Rayne, La.




13
Danieca Coffey
Infield
5-6 • RS-Sr.-3L • L/R
Richwood, Texas



15
Jady Laneaux
Outfield
5-10 • So.-1L • L/R
Marietta, Ga.



16
Savanna Bedell
Utility
5-8 • So.-1L • L/L
Columbus, Ga.



18
Tatum Clopton
Pitcher
5-10 • RS-Jr.-RS • L/R
Lawrence, Kan.




20
Alix Franklin
Infield
5-7 • Fr.-HS • R/R
St. Amant, La.



22
Madyson Manning
Infield
5-9 • So.-1L • R/R
West Monroe, La.



23
Sierra Daniel
Utility
5-4 • So.-1L • L/R
Chandler, Ariz.



27
McKaela Walker
Infield
5-3 • Jr.-2L • R/R
Marietta, Ga.



28
Jada Phillips
Catcher / Utility
5-4 • Fr.-HS • R/R
Bradenton, Fla.



29
Sydney Berzon
Pitcher
6-0 • Jr.-2L • R/R
Buffalo, N.Y.



32
Zoe Calvez
Outfield
5-7 • Fr.-HS • L/R
Orlando, Fla.



33
Destiny Harris
Outfield
5-4 • Fr.-HS • R/R
Norfolk, Va.




42
Tori Edwards
Utility
5-11 • RS-Fr.-RS • R/R
Flower Mound, Texas




77
Sa'Mya Jones
Infield
5-3 • Fr.-HS • R/R
Pearland, Texas




82
Avery Hodge
Infield
5-6 • Jr.-TR • L/R
Richmond, Texas




Beth Torina
Head Coach
14th Season



Bryce Neal
Assistant Coach
2nd Season



Sandra Moton
Assistant Coach
7th Season



Zach Jermain
Director of Player
Performance & Analytics
2nd Season