



GYMNASTICS

MEET NOTES

2025





# 13

## at Penn State Regional (Second Round)

April 3, 2025 • Session II • 6 p.m. CT • State College, PA (Rec Hall)

Live Stats: [statbroadcast/lusports.net](http://statbroadcast/lusports.net) • TV: ESPN+

### #1 LSU

DATE OPPONENT RESULT LSU/OPP.SCORE

<b>JANUARY</b>		
3	Iowa State	W 197.300-194.100
11	at Sprout's Quad	2nd of 4 197.650
17	#7 Florida*	W 197.550-197.450
24	at #17 Arkansas*	L 196.875-196.600
31	#9 Missouri*	W 198.000-197.125

#### FEBRUARY

7	at #14 Alabama*	W 197.300-197.075
14	#1 Oklahoma*	W 198.050-197.675
21	at #9 Kentucky*	W 197.200-197.075
28	at Podium Challenge	W 198.125-195.475

#### MARCH

7	#10 Georgia*	W 198.575-197.175
14	at #14 Auburn*	W 198.200-197.550
22	SEC Champ	1st of 8 198.200
(Birmingham, Ala.)		

#### APRIL

3	NCAA Regional 2nd Rnd	TBA
(State College, Penn.)		
5	NCAA Regional Final	TBA
17-19	NCAA Championships	TBA

### On Air

#### TV: ESPN+

Alex Perlman, Play-By-Play  
Kennedy Baker, Analyst

### Who To Contact

#### SID/Gymnastics Contact

Alyssa Leal  
Email: [aleal3@lsu.edu](mailto:aleal3@lsu.edu)  
Cell: 504-373-7428

### Connect to LSU Gymnastics

#### Official Athletics Website

[LSUsports.net/gymnastics](http://LSUsports.net/gymnastics)

#### Instagram

@LSUgym

#### Twitter

@LSUgym

#### Facebook

@LSUgym

#### TikTok

@lsugym

### 2025 Record

## LSU

**Record** 18-2, 7-1 SEC  
**Ranking** No. 1 Road To Nationals Top 25  
**Last Meet** March 23 at SEC Championships  
1st of 8, 198.200

**Head Coach** Jay Clark  
**Career Record** 144-62-4  
**LSU Record** 95-34-2 (5th season)

### 2025 Side-By-Side Comparison

#### LSU

**Overall Team NQS (National Ranking)** 198.115 (1)  
**Team Vault NQS (National Ranking)** 49.540 (1)  
**Team Bars NQS (National Ranking)** 49.525 (2)  
**Team Beam NQS (National Ranking)** 49.495 (5)  
**Team Floor NQS (National Ranking)** 49.605 (3)  
**Overall Team High** 198.575  
**Team Vault High** 49.600  
**Team Bars High** 49.675  
**Team Beam High** 49.675  
**Team Floor High** 49.700

#### Arkansas

**Overall Team NQS (National Ranking)** 197.055 (16)  
**Team Vault NQS (National Ranking)** 49.225 (15)  
**Team Bars NQS (National Ranking)** 49.265 (16)  
**Team Beam NQS (National Ranking)** 49.315 (14)  
**Team Floor NQS (National Ranking)** 49.470 (9)  
**Overall Team High** 197.725  
**Team Vault High** 49.300  
**Team Bars High** 49.400  
**Team Beam High** 49.575  
**Team Floor High** 49.650

#### Michigan

**Overall Team NQS (National Ranking)** 196.945 (3)  
**Team Vault NQS (National Ranking)** 49.140 (20)  
**Team Bars NQS (National Ranking)** 49.255 (18)  
**Team Beam NQS (National Ranking)** 49.310 (15)  
**Team Floor NQS (National Ranking)** 49.355 (17)  
**Overall Team High** 197.325  
**Team Vault High** 49.300  
**Team Bars High** 49.400  
**Team Beam High** 49.375  
**Team Floor High** 49.550

#### Maryland

**Overall Team NQS (National Ranking)** 196.030 (31)  
**Team Vault NQS (National Ranking)** 49.035 (26)  
**Team Bars NQS (National Ranking)** 49.185 (25)  
**Team Beam NQS (National Ranking)** 48.990 (38)  
**Team Floor NQS (National Ranking)** 49.175 (31)  
**Overall Team High** 196.325  
**Team Vault High** 49.250  
**Team Bars High** 49.325  
**Team Beam High** 49.325  
**Team Floor High** 49.350

### Storylines

- For the first time in program history, the Tigers claimed the No. 1 spot in the national rankings and head into the NCAA postseason as the top seed.
- The Tigers own the second highest score by any team in the country this year with their program record 198.575 win over No. 10 Georgia on March 7th.
- The Tigers have recorded six scores of 198 or higher this season, the most by any team

this year.

- This year's NCAA Regional berth marks LSU's 42nd overall appearance in the postseason and 40th straight berth for the program. LSU owns 31 NCAA Championships appearances and 14 NCAA Regional championships.

- As shown in the final rankings of the year, LSU enters regionals ranked in the top five on every event for the third straight week, including the top spot on vault. They rank first on vault, second

on bars, fifth on beam and third on floor nationally.

- LSU's highest score at a regional is a 198.325 set in the 2014 Baton Rouge Regional.

- The Tigers combined for 14 regular season All-America honors and had four gymnasts earn All-SEC honors.

- Kailin Chio was named the 2025 SEC Freshman of the Year, only the third gymnast in school history to claim the award.

### The Matchup

#### No. 1 Gymnastics Kicks Off NCAA Postseason on Thursday

The LSU Gymnastics team will kick off the NCAA postseason as the No. 1 seed for the first time in program history on Thursday, April 3 at 6 p.m. CT. The Tigers will begin their journey to the NCAA Gymnastics Championships in the second round of the Penn State Regional, where they will face No. 16 Arkansas, No. 17 Michigan and BLANK in the evening session on Thursday in State College. The Tigers will start on floor and rotate in Olympic order to vault and bars before finishing on beam. Both days of regionals will be streamed on ESPN+ with Alex Perlman and Kennedy Baker on the call.



## COLLEGE COACHING HISTORY

2021-present – Head Coach, LSU  
 2019-20 – Co-Head Coach, LSU  
 2012-2019 – Associate Head Coach, LSU  
 2009-2012 – Head Coach, Georgia  
 2005-2009 – Associate Head Coach/Recruiting Coordinator, Georgia  
 1998-2004 – Assistant Coach/Recruiting Coordinator, Georgia  
 1990-1996 – Assistant Coach, Georgia

## JAY CLARK'S HONORS

- 2024 SEC Co-Head Coach of the Year
- 2024 Region One Head Coach of the Year
- 2024 Allstate Sugar Bowl Louisiana Collegiate Head Coach of the Year
- Named the Ninth-Best Recruiter in College Athletics by ESPN The Magazine (2011)
- USA Gymnastics Region 8 Hall of Fame
- 2018 Region Co-Assistant Coach of the Year
- 2017 National Co-Assistant Coach of the Year
- 2017 National Region Co-Assistant Coach of the Year
- 2016 National Co-Assistant Coach of the Year
- 2016 Central Region Co-Assistant Coach of the Year
- 2015 Central Region Co-Assistant Coach of the Year
- 2014 National Co-Assistant Coach of the Year
- 2014 Central Region Co-Assistant Coach of the Year
- 2013 Central Region Co-Assistant Coach of the Year
- 2006 National Assistant Coach of the Year
- 2006 Southeast Region Assistant Coach of the Year
- 2001 USAG State of Georgia Coach of the Year

## YEAR-BY-YEAR RECORDS

YEAR	Overall	National Finish	Regional Finish	SEC Finish
2021	14-9	6th	2nd	2nd
2022	13-9	18th	3rd	5th
2023	19-11-2	4th	T2nd	3rd
2024	31-3	1st	1st	1st
2025	18-2	--	--	1st

**LSU RECORD: 95-34-2**

**CAREER RECORD: 144-62-4**

# JAY CLARK

## HEAD COACH • 5th Season

In only his fourth season as head coach, Jay Clark and the LSU Tigers made history in 2024 as the first team to bring a national championship home to Baton Rouge. The Tigers claimed their first national title on April 20, 2024 with their score of 198.225 in the NCAA Championship Finals to defeat California (197.850), Utah (197.800) and Florida (197.4375).

With the win, LSU became just the eighth program in NCAA history to win the women's gymnastics championship, thanks to the leadership of Clark, who owns over 30 years of experience in college gymnastics.

A native of Roswell, Georgia, Clark was tabbed as the third head coach in program history in August 2021 following the retirement of former coach D-D Breaux. A 33-year veteran of the sport, he continues to lead the LSU Gymnastics program to new heights. He enters his fifth season as the head coach and 14th season overall at LSU in 2025. This past season, he and the Tigers marked multiple milestones, including a program record score (198.475), the program's highest National Qualifying Score (NQS) (198.215), and their second consecutive Final Four appearance under his tenure. Earlier this year, Clark was named the SEC Co-Head Coach of the Year after winning the program's fifth SEC Championship and the Region One Head Coach of the Year after winning the Fayetteville Regional and bringing home the program's 14th NCAA regional title. He was also named the Top Collegiate Coach in Louisiana by Allstate Sugar Bowl, but his accolades don't end there. Clark owns multiple Central Region coaching honors, including National Assistant Coach of the Year in 2006, 2014, 2016 and 2017. He is also a member of the USA Gymnastics Region Eight Hall of Fame.

In 2024, the program saw record attendance numbers thanks to Clark's efforts. The Tigers earned an undefeated home record and welcomed three sold-out crowds, the most in a single season in program history. To top it off, LSU finished the regular season No. 1 in attendance nationally, averaging over 12,500 fans per meet and marking the highest average in school history. A total of over 75,000 Tiger fans showed out to the PMAC across six home meets in 2024.

Clark has seen much success in his career, both in the gym and on the recruiting trail. As the Tigers' associate head coach for eight seasons and co-head coach for one, Clark's leadership and expertise has helped bring unprecedented success on the recruiting trail and in the gym for LSU. In her senior season, he coached one of the most decorated gymnasts in LSU Gymnastics history in Haleigh Bryant, who was the 2024 SEC Gymnast of the Year, NCAA All-Around Champion, AAI Award Winner and Honda Sport Award Winner. He's regarded as one of the best recruiters in the sport, as highlighted by ESPN and ESPN The Magazine when he was named the ninth-best recruiter in college athletics in 2011.

As a coach, LSU has earned some of their best performances in school history since Clark's arrival, including eight appearances in the NCAA Championship Finals, numerous school records, 10 NCAA individual national champions, and four SEC Championships. Under his leadership, he led the Tigers to their first Final Four appearance under his tenure in 2023 before becoming the first gymnastics coach to bring home a national title.

His work with the Fighting Tigers of LSU has not gone unnoticed. Clark has been named the Central Region Co-Assistant Coach of the Year along with former LSU assistant Bob Moore five times.

Clark also earned the 2014 and 2017 National Co-Assistant Coach of the Year award with Moore. It marked the third time in his distinguished coaching career he has garnered the nation's top award. He was inducted into the USA Gymnastics Region 8 Hall of Fame in 2018.

In the gym, Clark is viewed as the top bars coach in collegiate gymnastics history. Under his supervision, LSU has seen 42 All-America honors on bars, four of the five highest bars team scores in school history and the top two bars champions in LSU history. LSU's bars lineup has finished in the top-10 in the nation 11 times, including the No. 1 team in 2018.

Clark tutored Sarah Finnegan, who ended her career in April 2019 as one of the greatest gymnasts in LSU history. Finnegan became the first NCAA bars champion in school history in 2017 and earned the title once again in 2019. Finnegan and Lexie Priessman won SEC bars champions in 2019 and 2017 respectively, scored perfect scores in 2019 and led the squad that finished fourth in the nation.

The 2018 season on bars under Clark marked the best lineup in LSU history and one of the best in the history of the NCAA. The group posted a school record score of 49.725 and once again went on to break the record against Arizona with a 49.750 for the second-highest in all of NCAA Gymnastics since 1988. The lineup, anchored by Finnegan, led the nation on bars for the first time in school history. Finnegan became the first gymnast in school history to finish the season ranked No. 1 on the event and joined Sharene Mamby (2001) and Syreeta Barnett (1997) as the only gymnasts at LSU to score a perfect 10.0 on the event.

In 2017, Clark coached Finnegan to the first NCAA Uneven Bars Championship in school history. Clark set the record for the most individual national champions on the event in NCAA gymnastics history.

The Tigers have posted a Top-10 national ranking on Clark's event for the last 11 consecutive years, including a seven year stretch in the top-5 from 2014-2020, and No. 1 finish in 2018.

In his first season with the Tigers, Clark coached Morrison and Wyrick to First-Team All-America honors on bars, and it marked the first season LSU produced at least two All-Americans on bars since 2010.

Before Clark joined LSU after he spent 20 seasons at the University of Georgia where he helped guide the Gym Dogs to seven NCAA National Titles and 14 Southeastern Conference Championships.

Clark primarily coached bars at Georgia, and he coached the Gym Dogs to 64 All-America honors and seven NCAA individual national titles on bars, including two-time champions Courtney Kupets and Kat Ding.

From 2009-12, Clark served as the head coach at Georgia, and during that time the Gym Dogs captured three NCAA individual national championships, won the 2012 NCAA Auburn Regional, and produced 23 All-America honors. In 2012, his Georgia team won the Bulldog Cup, which recognizes the UGA team that excels academically, supports their peers in athletics and consistently serves the community.

Prior to his stint as head coach, Clark was the recruiting coordinator at Georgia from 1999-2009 while serving as assistant coach from 1999-2004 and associate head coach from 2005-09 when Georgia won an NCAA record five-straight national titles.

Clark also coached at the club level for 13 years from 1992-2005 as the founder, owner and head coach of Classic City Gymnastics in Athens, Georgia. He coached several Classic City gymnasts to state, regional, national championships and to the Junior Olympic National Team, and eight gymnasts went on to compete collegiately at the NCAA Division I level.

A native of Roswell, Georgia, Clark earned his undergraduate degree in exercise science from Georgia.

Clark has two children – a son, Cole, and a daughter, Kinsey.




# 2025 LSU Gymnastics - at Penn State Regional

## 2025 TV Roster



**SIERRA BALLARD**  
BB/FX • 5-2 • GR. • 4L  
Mandeville, La.




**CHASE BROCK**  
AA • 5-4 • 5yr Sr. • 4L  
Atlanta, Ga.



**HALEIGH BRYANT**  
AA • 5-5 • Gr. • 4L  
Cornelius, N.C.



**KAILIN CHIO**  
AA • 5-2 • Fr. • HS  
Henderson, Nev.




**KYLIE COEN**  
AA • 5-6 • So. • 3L  
Bedford, Texas



**ASHLEY COWAN**  
AA • 5-3 • Jr. • 2L  
Hillborough, N.C.




**AMARI DRAYTON**  
AA • 5-1 • So. • 1L  
Spring, Texas




**OLIVIA DUNNE**  
AA • 5-6 • Gr. • 4L  
Hillsdale, N.J.



**ALEAH FINNEGAN**  
AA • 5-4 • Sr. • 3L  
Lee's Summit, Mo.



**ALEXIS JEFFREY**  
AA • 5-5 • Sr. • 3L  
Warrensburg, Mo.



**KJ JOHNSON**  
AA • 5-0 • Sr. • 3L  
Dallas, Texas



**KALIYA LINCOLN**  
AA • 5-1 • Fr. • HS  
Frisco, Texas



**KONNOR MCCLAIN**  
AA • 5-2 • So. • 1L  
Las Vegas, Nev.




**LEAH MILLER**  
VT/BB/FX • 5-1 • So. • 1L  
Tucson, AZ



**ZOE MILLER**  
AA • 5-2 • Fr. • HS  
Spring, Texas



**VICTORIA ROBERTS**  
AA • 5-3 • Fr. • HS  
Belle Chasse, La.



**ALYONA  
SHCHENNIKOVA**  
AA • 5-5 • Gr. • 4L  
Evergreen, Colo.



**TORI TATUM**  
AA • 5-6 • Sr. • 3L  
Chanhassen, Minn.



**KATHRYN  
WEILBACHER**  
AA • 5-6 • Sr. • TR  
Houston, Texas




**BRYCE WILSON**  
AA • 5-3 • Jr. • 2L  
Lake Charles, La.




**LEXI ZEISS**  
AA • 5-2 • Fr. • HS  
Omaha, Neb.

### COACHES



**JAY CLARK**  
Head Coach  
Fifth season



**COURTNEY MCCOOL  
GRIFFETH**  
Associate Head Coach  
4th season



**ASHLEIGH GNAT**  
Assistant Coach  
5th season



**GARRETT GRIFFETH**  
Assistant Coach  
4th season

## 2025 LSU Gymnastics - at Penn State Regional

### 2025 ROSTER

Name	Events	Ht.	Class	Exp.	Hometown	Club
Sierra Ballard	BB/FX	5-2	Graduate Student	4L	Mandeville, La.	North Shore Gymnastics
Chase Brock	AA	5-4	5th-Year Senior	4L	Atlanta, Ga.	Gymnastix Training Center
Haleigh Bryant	AA	5-5	Graduate Student	4L	Cornelius, N.C.	Everest Gymnastics
Kailin Chio	AA	5-2	Freshman	HS	Henderson, Nev.	Gym Cats
Kylie Coen	AA	5-6	Sophomore	1L	Bedford, Texas	Empire Gymnastics Academy
Ashley Cowan	AA	5-3	Junior	2L	Hillsborough, N.C.	Bull City Gymnastics
Amari Drayton	AA	5-1	Sophomore	1L	Spring, Texas	World Champions Centre
Olivia Dunne	AA	5-6	Graduate student	4L	Hillsdale, N.J.	ENA Paramus
Aleah Finnegan	AA	5-4	Senior	3L	Lee's Summit, Mo.	GAGE Gymnastics
Alexis Jeffrey	AA	5-5	Senior	3L	Warrensburg, Mo.	GAGE Gymnastics
KJ Johnson	AA	5-0	Senior	3L	Dallas, Texas	Texas Dreams Gymnastics
Kaliya Lincoln	AA	5-1	Freshman	HS	Frisco, Texas	WOGA
Konnor McClain	AA	5-2	Sophomore	1L	Las Vegas, Nev.	Gymcats Gymnastics
Leah Miller	VT/BB/FX	5-1	Sophomore	1L	Raleigh, N.C.	Arizona Dynamics Gymnastics
Zoe Miller	AA	5-2	Freshman	HS	Spring, Texas	World Champion Centre
Victoria Roberts	AA	5-3	Freshman	HS	Belle Chasse, La.	Edge Gymnastics
Alyona Shchennikova	AA	5-5	Graduate Student	4L	Evergreen, Colo.	5280 Gymnastics
Tori Tatum	AA	5-6	Senior	3L	Chanhassen, Minn.	Twin City Twisters
Kathryn Weilbacher	AA	5-6	Senior	TR	Houston, Texas	World Champions Centre
Bryce Wilson	AA	5-3	Junior	2L	Lake Charles, La.	Pearland Elite
Lexi Zeiss	AA	5-2	Freshman	HS	Omaha, Neb.	Twin City Twisters

### 2025 PRONUNCIATION GUIDE

Name	First	Last
Sierra Ballard	See-air-uh	Bal-lerd
Haleigh Bryant	Hail-lee	Bry-unt
Kailin Chio	KAY-lin	Chee-oh
Kylie Coen	KIE-lee	COE-in
Ashley Cowan	Ash-lee	Cow-in
Amari Drayton	UH-mar-ee	Dray-ton
Olivia Dunne	Oh-liv-ee-uh	Dun
Aleah Finnegan	Uh-lee-uh	Fin-uh-gen
Alexis Jeffrey	Uh-lex-iss	Jeff-ree
Kaliya Lincoln	Kuh-LEE-uh	Link-un
Konnor McClain	Con-nor	Mic-Clain
Alyona Shchennikova	Uh-lone-uh	Shen-i-koe-va
Tori Tatum	Tore-ee T	ay-tum
Kathryn Weilbacher	Ka-thur-ren	WALL-bok-er
Lexi Zeiss	Lex-ee	ZICE (like Rice)

# 2025 LSU Gymnastics - at Penn State Regional

## NOTEBOOK

### Last Time On The Floor

- The No. 2 LSU Gymnastics team claimed their sixth SEC Championship title in program history with a record breaking score of 198.200 in Session II of the 2025 SEC Gymnastics Championships inside Legacy Arena on Friday night.
- LSU's final score of 198.200 was the best score in LSU's history at the SEC Championships to finish as the top team across both sessions of competition on Saturday. No. 1 Oklahoma finished in second with their score of 197.925 and Florida in third with their 197.825.
- LSU has now won the SEC title in five of the last eight years, including two consecutive under head coach Jay Clark in his fifth season.
- The Tigers began the evening on bars and recorded a team score of 49.600, which was good for the program's highest bar score at the SEC Championships.
- Freshman Lexi Zeiss led off with a 9.875. Ashley Cowan followed up Zeiss with a 9.900. Kailin Chio had a strong showing going third which saw her notch a 9.950, tying her career-high in the event. Aleah Finnegan matched Chio in the next spot with a 9.950 of her own, which also tied her career-high. Konnor McClain and Haleigh Bryant rounded out the bars rotation with both girls scoring 9.900's.
- LSU rotated to beam for the second rotation, where Sierra Ballard and Kylie Coen put up 9.850's each. Chio followed them with a 9.850 of her own, while McClain posted a 9.900. Bryant posted a 9.950 in the five spot, and Aleah Finnegan ended the rotation on a solid note with a 9.925 as well. The Tigers tallied a total beam score of 49.450, which is the highest beam score in LSU history at the SEC Championships.
- Coen led off for the Tigers on floor in the third rotation with a 9.875. Kailin Chio and Amari Drayton were both impressive as they each posted a 9.950. Aleah Finnegan and Haleigh Bryant rounded out the floor rotation with a 9.900 and a 9.950, respectively. LSU finished their floor rotation with a total score of 49.625, their second highest at SEC's.
- The Tigers' final rotation began with a 9.875 vault from KJ Johnson. Zeiss and Finnegan both followed with 9.900s while Drayton posted a 9.800 in the fourth spot. Chio notched a 9.900 behind her and Bryant anchored the final rotation with a strong 9.950 to help lead the Tigers to a 49.525 finish on vault, their fourth highest in LSU history at the meet.
- LSU held onto the lead through the first three rotations in the second session, highlighted by top five program scores every event at the conference championships. Florida had the lead going into the final rotation, where the Tigers finished strong to secure the title
- Bryant finished as the top gymnast on the day with her all-around score of 39.725, marking back-to-back years that she's claimed the individual SEC All-Around Title. The fifth-year senior also claimed a share of the beam title, her first SEC title on the event. Bryant is now a five-time SEC Champion.
- Finnegan also claimed the SEC beam title along with Bryant after their scores of 9.925. The title marks the first of Finnegan's career.

### Top Seeded Tigers

- The LSU Gymnastics team will enter the NCAA postseason as the No. 1 seed for the first time in program history as they earned their 40th straight regional berth on Monday. The Tigers will begin their journey to the NCAA Gymnastics Championships at the Penn State Regional beginning on Thursday, April 3.
- LSU (1), Michigan State (8), Kentucky (9) and Arkansas (16) are the four teams that earned a national seed in the Penn State Regional. Ohio State, Michigan, Penn State, Maryland and West Virginia make up the remainder of the teams competing at Rec Hall in University Park.
- This year's NCAA Regional berth for the Tigers marks their 42nd overall appearance in the postseason. LSU owns 31 NCAA Championships appearances and 14 NCAA Regional championships in program history.
- All nine teams from the Southeastern Conference were awarded National Seeds for the 2025 NCAA Women's Gymnastics Championships.
- The top 36 teams, based on the National Qualifying Score (NQS), were selected for regional competition at the four predetermined sites (Alabama, Washington, Utah and Penn State). The NCAA committee named the top 16 teams and seeded them in the bracket, while teams 17-36 were placed geographically at one of the four regional sites. The NQS at the time of selections will be maintained for seeding throughout the championships.
- LSU improved their NQS to 198.115 following the 2025 SEC Championships in Birmingham last Saturday, where they claimed their sixth conference title to earn the No. 1 spot in the national rankings. In the final rankings before the NCAA postseason begins, the Tigers ended Oklahoma's reign at the top of the national leaderboard, the first team to do so since 2022..
- No. 1 LSU will open regional competition in the second session of the NCAA

Second Round at 6 p.m. CT on Thursday, April 3 against No. 16 Arkansas, Michigan and the winner of the first round play-in round between Maryland and West Virginia on Wednesday, April 2.

- No. 8 Michigan State, No. 9 Kentucky, Ohio State and Penn State will compete in the first session on Thursday. The top two teams from each session of second round competition on Thursday will advance to the regional final on Saturday, April 5, which is set for 4 p.m. CT.
- The top two finishers in Saturday's regional final will receive an automatic berth to the national championships in Fort Worth from April 17-19 in Dickies Arena. At the national championships, semifinal team, all-around competition and individual event specialist finals will be conducted in two sessions. The top two teams from each semifinal will advance to championship final competition.
- Both Semifinals on Thursday, April 17 will air on ESPN2, and the National Championship on Saturday, April 19 will be broadcast live at 3 p.m. CT on ABC. All regional competition can be viewed on ESPN+.

### Week 12 Road To Nationals Rankings

- The LSU Gymnastics team will enter the NCAA postseason as the No. 1 seed for the first time in program history as they earned their 40th straight regional berth on Monday. The Tigers will begin their journey to the NCAA Gymnastics Championships at the Penn State Regional on Thursday, April 3.
- No. 1 LSU improved their NQS to 198.115 after winning the 2025 SEC Championships in Birmingham last Saturday to become the No. 1 team in the country. In the final rankings before the NCAA postseason begins, the Tigers ended Oklahoma's reign at the top of the national leaderboard, the first team to do so since 2022.
- A team's NQS is made up of the average of their highest scores, three of which must be away scores, and dropping their highest overall score. With their 198.200 performance at the SEC Championships, the Tigers replaced their road score of 197.650 at the Sprouts Collegiate Quad to increase their NQS. Their five counting scores are currently 198.125, 198.050, 198.200, 198.200 and 198.000.

### LSU NQS SCORES

198.575 (+)

198.200 (A)

198.200 (A)

198.125 (A)

198.050 (H)

198.000 (H)

**NQS: 198.115**

- The Tigers placed in the top five on every event for the third straight week, including earning the top spot on vault yet again. The squad enters the postseason ranked first on vault, second on bars, fifth on beam and third on floor. LSU ranked in the top 10 across the board nationally during all 12 weeks of regular competition and claimed the top vault spot on eight separate occasions this year.
- Kailin Chio continues to rank amongst the top gymnasts in the nation as only a freshman. She currently ranks No. 5 in the all-around with her NQS of 39.670 and also sits in the top 20 performers on every event. The freshman claimed the top spot on vault in week seven and hasn't placed lower than two in the last seven weeks of regular season competition.
- Seniors Haleigh Bryant and Aleah Finnegan, along with sophomores Konnor McClain and Amari Drayton, also earned a spot amongst the nation's best in the week 12 rankings.
- Bryant ranks in the top on vault, beam and floor, while Finnegan sits in the top 15 on vault, beam, floor and the all-around. The Missouri native is No. 8 in the all-around with her NQS of 39.645.
- McClain has placed in the top 20 on bars for 10 weeks, currently sitting at No. 15 in the country, and spent the final two weeks of the regular season in the top 25 on beam.
- Drayton has been a consistent performer on floor with the Tigers week after week. She is currently tied with Chio at No. 11 in the country with their NQS of 9.935 on the event, holding onto her spot in the top 20 for the third straight week.

### 2025 WCGA Regular Season All-Americans

- The Women's Collegiate Gymnastics Association (WCGA) announced the 2025 WCGA Regular Season All-Americans on Monday, which celebrates the top student-athletes in NCAA Division I, II, and III gymnastics.
- These prestigious honors recognize outstanding performances throughout the regular season and highlight the dedication, skill, and hard work of gymnasts from across the country.
- First Team All-America honors are awarded to the top eight finishers, plus ties, of the NCAA regular season for all four events plus the all-around, while Second Team All-America are awarded to the ninth through sixteenth performers on each event. All honorees are determined by NQS at the conclusion of the regular season.
- LSU combined for 14 regular season All-America honors in 2025 across five gymnasts, matching the program record for the most honors in a single season set in 2018. There are now 341 All-America honors in LSU history.
- Haleigh Bryant, already the gymnast with the most All-America honors in LSU history, added three more honors to her decorated resume on vault, beam and floor this year, including first team honors on vault and floor with her NQS of 9.925 and 9.945 on each event, respectively.
- The graduate student and fifth-year senior out of Cornelius, North Carolina, now owns 30 All-America honors in her career, with 17 of those coming in the regular season, extending her lead at the top. Sarah

# 2025 LSU Gymnastics - at Penn State Regional

## NOTEBOOK

Finnegan and Rheagan Courville sit in second with 23 honors.

- Kailin Chio took home All-America honors on every event and the all-around in her first regular season with the Tigers, the most by any Tiger in their debut season. The Henderson, Nevada, native was also one of only four gymnasts in the nation to earn All-America honors on every event and the all-around this year.
- Chio finished as one of the top eight performers in the country on two events and in the all-around, earning first team on VT (9.955), BB (9.935) and AA (39.670). The freshman finished with the second highest NQS on vault in the country.
- Aleah Finnegan claimed four regular season All-America honors this year on vault, beam, floor and the all-around, moving her career total to 12, which is tied with Susan Jackson for the ninth-most honors in LSU history. The senior from Missouri finished amongst the top all-arounders in the country with her NQS of 39.645.
- A native of Las Vegas, Nevada, McClain earned her fifth honor this year on bars, her second on the event. The sophomore has ranked amongst the top bars performers in the country all year long, finishing the regular season with an NQS of 9.925
- Amari Drayton earned her first career All-America honor for her performance on floor this year, finishing the regular season ranked at No. 11 with her NQS of 9.935.

### 2025 SEC Awards

- Kailin Chio was named the 2025 SEC Freshman of the Year, announced by the Southeastern Conference in its annual gymnastics awards for the season.
- A native of Henderson, Nevada, Chio has not only been the top freshman performer in the SEC throughout the 2025 season, but in the country, and she's just getting started in her postseason debut with the Tigers.
- The five yearly awards given out by the conference are SEC Freshman of the Year, Specialist of the Year, Newcomer of the Year, Gymnast of the Year and Head Coach of the Year, which are determined by a vote of the head coaches in the conference.
- On top of her freshman of the year recognition, Chio was also named to the All-SEC and All-Freshman Team. She is only the fourth gymnast in LSU history to win the SEC Freshman of the Year award, joining Haleigh Bryant (2021), Kiya Johnson (2020) and April Burkholder (2003), and the 20th gymnast to earn a spot on the SEC All-Freshman Team since it began in 2009.
- LSU saw a total of four gymnasts make the All-SEC team in 2025 for a combined nine honors this year, moving their total to 66 All-SEC selections in program history. The other Tigers to claim a spot on this year's All-SEC list are seniors Haleigh Bryant and Aleah Finnegan and sophomore Konnor McClain.
- The All-SEC Team is composed of the student-athletes with the top eight scores (including ties) on each event and in the All-Around competition through the regular season based on National Qualifying Score (NQS). The All-Freshman Team is comprised of the freshmen student-athletes with the top four scores (including ties) on each event and in the All-Around competition through the regular season based on NQS.
- Bryant and Finnegan add another All-SEC recognition to their decorated careers after recently being crowned individual SEC Champions. This year marks Bryant's fifth straight year being named to the All-SEC team and the second time for Finnegan.
- A native of Cornelius, North Carolina, Bryant was named the 2025 SEC All-Around Champion for the second straight year and shared the beam title with teammate Finnegan, the first SEC individual title of her career. Bryant now owns five SEC titles and seven All-SEC honors as she claimed two honors on vault and floor this year. Finnegan, a native of Lee's Summit, Missouri, took home All-SEC honors on vault, beam and the all-around this year, moving her career total to four.
- McClain, the sophomore out of Las Vegas, Nevada, marked her second consecutive year on the All-SEC list, this time on bars with her NQS of 9.925 on the event at the end of the regular season.
- Chio has had the most historic freshman debut in LSU history. In her first year, she has competed in the all-around in every meet for the Tigers, recording season highs of 10.0 on vault, 9.950's on bars and beam, 9.975 on floor and 39.800 in the all-around, the highest all-around score by a freshman in LSU history and in the country currently. She has placed as

one of the top five gymnasts in the country for five straight weeks in only her first year, putting up veteran numbers all year long.

- She owns an NQS of 39.670 in the all-around heading into postseason and has ranked amongst the top 10 gymnasts in the nation for eight out of 12 weeks of competition so far in 2025, including claiming the No. 1 spot on vault for two weeks in week seven and week 11.
- The freshman currently ranks in the top 20 on every event nationally with an NQS of 9.9+ across the board. She has had nine meets this year where she has put up scores of 9.900 or better on at least three events for the Tigers and owns 20 titles, with six of those coming on vault, five in the all-around, four on bars, three on beam and two on floor.
- Chio has marked many "firsts" in her first year at LSU, including being the first freshman to record a 10 this season after her perfect yurchenko one and a half on vault against Auburn on March 22. It was only the fourth perfect score in the country by any gymnast so far this year.
- She also made SEC history when she set the record for the most SEC Freshman of the Week honors in a single season, taking home nine out of 11 awards in 2025, the most by any freshman in SEC history. She broke the previous SEC record of eight set by Florida's Kayla DiCello's in 2023 and Haleigh Bryant's previous LSU record of five.
- In her postseason debut, Chio finished amongst the top 10 performers in the 2025 SEC Gymnastics Championships on vault, bars, floor and the all-around. She finished second on floor with her score of 9.950 and fourth in the all-around with her 39.650 at the championships.

### Finnegan Named 2025 AAI Award Finalist

- Senior Aleah Finnegan has been named a finalist for the prestigious 2025 AAI Award, which is awarded to the top senior gymnast in the nation by the American Athletic Inc.
- Finnegan was chosen a finalist from a field of 59 nominees. She is joined by Oklahoma's Jordan Bowers and Audrey Davis, Oregon State's Jade Carey, Florida's Leanne Wong and Utah's Grace McCallum.
- Voting will be conducted by NCAA women's gymnastics head coaches throughout the nation to decide the winner of this year's award, which will be presented at the NCAA Championships Banquet in Fort Worth, Texas.
- LSU has seen four AAI Award Winners in school history, the most by any school since 2010 and the most in the Southeastern Conference. Haleigh Bryant claimed last year's award to join an elite group of past honorees in Sarah Finnegan (2019), Ashleigh Gnat (2017) and Susan Jackson (2010).
- A native of Lee's Summit, Missouri, Finnegan has been a huge piece of success to the LSU Gymnastics program during her career over the last four years. A national champion, floor champion, Olympian – she symbolizes greatness in her sport.
- Not only did she clinch the Tigers first ever national championship in 2024 on beam, but she was also named the 2024 NCAA Floor Champion, her first individual title on top of the team title.
- She claimed last year's floor title with her score of 9.9625 in the NCAA Semifinals, becoming only the fourth gymnast in LSU history to win a floor championship. Finnegan's floor score in the semifinals also matched the highest recorded by an LSU Gymnast at championships.
- Finnegan was one of the top floor performers in the country all year long in 2024, taking home two All-America honors on the event in both the regular and postseason and three perfect scores on the event.
- She has only continued to shine in her senior season in 2025.
- This year, Finnegan has been consistent in every lineup for LSU, competing in the all-around in all but two meets this year. She has put up season highs of 9.950 on vault and bars, 10.0 on beam, 9.975 on floor and 39.725 in the all-around. Nationally, she has ranked amongst the top 20 all-around gymnasts in the nation for 10 out of 12 weeks of regular season competition.
- The Missouri native also ranks amongst the top in the country on vault and beam.
- Finnegan is an 12 time All-American and All-SEC member who owns eight perfect scores in her career, with the most recent coming this season on beam. She was the first Tiger this year to earn a perfect 10 and it was only the third perfect score on beam in the country. Her eight career perfect 10's is the sixth most in LSU history, including the second most on floor.
- She owns 38 titles in her career so far at LSU, with 15 of those coming in 2025. She owns 14 titles on floor, 11 on beam, six on vault, five in the all-around and one on bars. Her 14 floor titles ties for the seventh most in LSU history, which she currently shares with her sister, Sarah Finnegan.
- On top of her collegiate success, Finnegan has managed to be a great representative of LSU across NCAA Gymnastics and the world stage. She became the first LSU Gymnast to represent the Tigers in the Olympics when she competed in the qualifying rounds of the 2024 Paris Olympics with Team Philippines.

### Reaching New Heights

- Jay Clark continues to lead the Tigers to new heights every year, both on the competition floor and outside of the gym. The Tigers surpassed last year's season ticket record with over 8,680 tickets sold ahead of the 2025 season.
- This milestone couldn't have been achieved without the continued support of Tiger Nation, who surpassed last year's season ticket record of 8,055.
- The Tigers went undefeated at home in 2024 and finished the season with the highest average attendance in the nation for only the second time in program history.
- LSU finished the 2024 regular season with an average attendance of 12,590, marking the highest average in school history and the seventh-straight season with an average of 10,000 or better. A total of over 75,000 Tiger fans showed out to the PMAC, including three consecutive sold-out crowds.
- LSU has finished in the top four of average attendance nationally for six consecutive years, claiming the



# 2025 LSU Gymnastics - at Penn State Regional

## NOTEBOOK

No. 1 spot in 2022.

- The Tigers home season in 2024 was highlighted with three consecutive sold-out crowds, the most that LSU has seen in a single season. Fans filled the PMAC for the squad's competitions against Auburn, Alabama and North Carolina as each of those crowds rank in the top-10 largest in program history.
- LSU welcomed their largest crowd of the year in their final home meet against North Carolina last Friday as 13,283 fans showed out for a senior night victory. The crowd was the fourth largest in school history
- In total, LSU saw four top-15 crowds in PMAC history in 2024 on top of their sold-out crowds.

### Program History

- Head Coach Jay Clark enters his fifth season leading the Tigers and 14th season overall as he continues to grow the LSU Gymnastics program. He is joined on staff by Associate Head Coach Courtney McCool Griffeth and Assistant Coaches Garrett Griffeth and Ashleigh Gnat.
- LSU took home the program's first national title in 2024 as they will look to defend their title this year.
- The Tigers have reached the NCAA Championship Final in Fort Worth for the last two consecutive seasons under Clark. LSU made the program's 10th appearance in the finals in 2024.
- 2024 marked the program's 39th straight appearance in the NCAA postseason and 41st overall appearance for the Tigers. With the team advancing out of regionals, LSU marked their 33rd program appearance in the NCAA Championships.
- LSU has a total of 18 individual national titles across 11 gymnasts in program history, including current seniors Haleigh Bryant and Aleah Finnegan.
- The Tigers now own five SEC Championship titles in program history, winning three consecutive titles from 2017 to 2019 and again in 2024, exactly five year's from their last title and in the same location - The Smoothie King Center in New Orleans.

### Our Emmy Award-Winning Docuseries "The Climb"

- Season three of the Emmy Award-Winning LSU Gymnastics docuseries titled "The Climb" will air nationally on LSU Plus, ESPN+ and on local affiliates throughout the 2025 season.
- The docuseries is now two-time Emmy nominated and won a Suncoast Regional Emmy Award in 2023.
- "The Climb" is an exclusive docuseries that follows the LSU Gymnastics program, allowing fans to view behind-the-scenes content of the team that you might not normally get.
- The show, which is presented by Baton Rouge Super Chevy Dealers, gives fans behind-the-scenes access to the team like no other. From team meetings to one-on-one interviews with coaches and student-athletes, the docuseries allows viewers to get an inside look at the program and get to know the story behind the team.
- The show - produced by the LSU Athletics team of creatives at South Stadium Productions - will once again take fans through the 2025 season, as the Tigers embark on a new journey to Fort Worth.
- Viewers can find all full-length episodes of all seasons on LSU Plus, the home of "The Climb" and all exclusive LSU sports content.

### Tigers On The National Stage

- The defending national champion LSU Gymnastics team will be featured on national television seven times throughout the regular season in 2025.
- As the Tigers gear up to defend their title next year, fans across the country will have multiple opportunities to watch LSU in 2025 as NCAA Gymnastics continues to reach new heights across ESPN platforms. Their seven appearances on national television matches the program's record broadcast time set in 2024.
- Gymnastics will boast the most programming hours in ESPN history in 2025 with nearly 100 hours of flips across their platforms this winter. Collegiate gymnastics will shine in the spotlight once again with the NCAA National Collegiate Women's Gymnastics Championships in Fort Worth on broadcast television for the fifth consecutive season.
- This year's broadcast schedule showcases all top 10 teams in the country from the final 2024 standings and 20 of the Final Top 25.
- ESPN and ESPN2 hosted nine regular season matchups in 2025, with LSU being featured in three of those key matchups. The Tigers faced Florida and Oklahoma in primetime in the PMAC on Jan. 17 and Feb. 14, while traveling to Tuscaloosa on Feb. 7.
- ABC is again the home of the 2025 NCAA National Collegiate Women's Gymnastics Championships, with the Championship Final live in Fort Worth on Saturday, April 19, at 3 p.m. CT. The semifinal rounds are set for Thursday, April 17

on ESPN2, with Semifinal I at 3:30 p.m. and Semifinal II at 8 p.m. CT.

- Surround championship coverage will be live on ESPN+ to bring viewers to each apparatus for every second of the action. Also returning this season is streaming coverage of NCAA Regionals on ESPN+, showcasing real-time action of every gymnast and apparatus from regional rounds in Salt Lake City, Utah, Seattle, Wash., Tuscaloosa, Ala., and University Park, Pa.

### The Squad

- This year's roster is composed of 21 gymnasts with 10 seniors, two juniors, four sophomores and five freshmen. The Tigers welcomed one transfer this year in Kathryn Weilbacher.
- Alyona Shchennikova is a sixth-year senior while Haleigh Bryant, Olivia Dunne, Sierra Ballard and Chase Brock are fifth-year seniors.
- Aleah Finnegan, KJ Johnson, Tori Tatum, Alexis Jeffrey and Kathryn Weilbacher make up the true senior class.
- Ashley Cowan and Bryce Wilson are juniors
- The sophomore class is made up of Konnor McClain, Amari Drayton, Kylie Coen and Leah Miller.
- Kaliya Lincoln, Kailin Chio, Lexi Zeiss, Zoe Miller and Victoria Roberts are this year's freshman class

### Bryant's Historic Senior Season

- Bryant had arguably one of the most historic seasons in NCAA Gymnastics history in 2024, cementing herself as one of the best gymnasts in NCAA and LSU history.
- The Cornelius, North Carolina, native was named the NCAA All-Around Champion, Honda Sport Award Winner, AAI Award Winner, SEC Gymnast of the Year and much more in 2024.
- Bryant won the Honda Sport Award for gymnastics, recognizing her as the top collegiate gymnast in the nation and becoming only the second gymnast to win the award in LSU history. She was also a finalist for the Honda Cup, which is awarded to the top NCAA athlete in the nation.
- The AAI Award also recognized her as the top senior gymnast in the nation.
- In 2024, she became only the fourth gymnast in NCAA history to achieve the trifecta of NCAA team title, all-around title and the AAI Award, following in similar footsteps of Jackson, who was the first LSU gymnast to secure the AAI Award and the Honda Award in the same season.

### Bryant in 2024:

- Allstate Sugar Bowl Corbett Award Winner
- Two time ESPY nominee
- Honda Cup Finalist (Top Three in NCAA)
- Honda Sport Award Winner
- NCAA All-Around Champion
- AAI Award Winner
- SEC Gymnast of the Year
- Six-time SEC Gymnast of the Week
- Eight Perfect 10's (all-time leader in LSU history with 18)
- 33 titles on the year, having won 10 on vault, seven on bars, two on beam, four on floor and 10 in the all-around to move her career total to 94 (fifth most in LSU history).
- Her current 34 career vault titles is the second most in program history while her 30 in the all-around is the most by any LSU gymnast in their career
- 10 All-America honors in 2024 to move her career total to 27 (14 regular season, 13 postseason), the most by any LSU gymnast in school history
- First LSU gymnast to earn All-America honors on every event and the AA in both the regular and postseason
- Finished the regular season as the No. 1 gymnast in the nation and first on vault, fourth on bars, eighth on beam and seventh on floor.
- Ranked the No. 1 gymnast in the country for 10 consecutive weeks throughout the regular season
- First LSU gymnast to achieve both a gym slam (perfect 10 on every event) and season slam (a perfect 10 on every event in a single season)
- Only the 14th gymnast in the NCAA to record a gym slam in their career and the 10th gymnast in NCAA history to achieve a season slam (both recorded in the same season)
- Posted highest all-around score in school history (39.925) at the Podium Challenge (second highest score in SEC history and matched the fourth highest in NCAA history)
- Competed in 62 events for the Tigers in 2025, recording 25 scores of 9.9+ and 31 of 9.95+
- First LSU gymnast to record an average of 9.900 or higher across all four events in a season.



## NOTEBOOK

### The Chio Files

- Freshman Kailin Chio has been a standout in her first year at LSU, competing in the all-around every meet for the Tigers so far in 2025. She currently owns the third highest all-around score in the nation as only a freshman (39.800).
- The Henderson, Nevada native has had eight meets where she's posted scores of 9.9+ on at least three events
- She became the first freshman in the country to earn a perfect 10 this year in the Tigers regular season finale against No. 14 Auburn
- Chio has put up veteran numbers in her first year, owning career highs of 10.00 on vault, 9.950's on bars and beam, 9.975 on floor and a 39.800 in the all-around.
- The freshman has claimed at least one title in all but one meet this year. She owns 20 career titles on the year already, with six coming on vault, four on bars, five in the AA, three on beam and two on floor
- Chio was named the SEC Freshman of the Week nine out of 11 weeks in the regular season, the most by any freshman in the nation this year and the most honors by any LSU freshman to break the conference record
- She beat Florida's Kayla DiCello's previous record of eight awards in her freshman season set in 2023 and already surpassed Haleigh Bryant's previous LSU record of five in 2021.
- Chio has earned a spot amongst the top five gymnasts in the nation for four straight weeks. She currently ranks No. 5 in the all-around with her NQS of 39.670.
- The freshman sits in the top 20 nationally on every event

### The Coaching Staff

- Jay Clark, who served on the LSU staff for eight seasons prior to his stint as head coach, was named the third head coach of the Fighting Tigers in 2021. Clark owns over 30 years of NCAA Gymnastics experience and is one of the most respected coaches in the country.
- Entering his fifth year as the head coach of the Tigers, Clark claimed multiple honors for his efforts, including SEC Co-Head Coach of the Year, Region One Head Coach of the Year and Louisiana Head Coach of the Year by Allstate Sugar Bowl.
- Courtney McCool Griffeth enters her fourth season the Associate Head Coach for the Tigers, primarily overseeing the LSU floor squad. McCool Griffeth led LSU to become the No. 1 floor team in the nation for six weeks in 2024, while also setting a program record score 49.775 against Arkansas on February 2, which was matched on two other occasions throughout the year. The Tigers also recorded a program-record NQS on floor in 2024, the highest in NCAA history.
- Assistant coach Ashleigh Gnat is a 17-time All-American, four-time SEC event champion and 2017 NCAA Floor Champion. She is in her fourth season as assistant coach with the Tigers. As the primary beam coach, she brings a wealth of knowledge with her own experience as one of the best gymnasts in school history.
- Gnat and the LSU beam squad finished the regular season ranked No. 3 nationally with their NQS of 49.530, which was the highest recorded NQS in program history on the event. She and the Tigers spent six straight weeks ranked one of the top five beam squads in the nation in 2024.
- Griffeth coaches the LSU vault squad, who finished second in the nation in 2024. The Tigers placed as one of the top five vault teams in the nation for all 12 weeks of regular season competition last year and recorded the program's second-highest score on the event (49.675) at the Podium Challenge on March 8th.
- Gnat and the Griffeth duo took home Region One Assistant Coaches of the Year honors in 2024 for their efforts.

NOTEBOOK

PROGRAM OVERVIEW

QUICK FACTS

Location	Baton Rouge, La. (State Capital)
Founded	1860
Enrollment	31,761
Nickname	Fighting Tigers
Colors	Purple and Gold
Mascot	Mike VII (Live Bengal Tiger)

UNIVERSITY

President	William Tate IV
(Northern Illinois, 1982)	
Faculty Representative	Keli Zinn
(West Virginia, 2002)	
Director of Athletics	Scott Woodward
(LSU, 1985)	

COACHING STAFF

Head Coach	Jay Clark
5th as Head Coach/ 144-62-4	

Assistant Coaches

Ashleigh Gnat	5th Season
Garrett Griffeth	4th Season
Courtney McCool Griffeth	4th Season

SUPPORT STAFF

Director of Operations	Katie Copeland
Special Assistant	Savannah Schoenherr
Athletic Trainer	Jenny Cihonski
Strength and Conditioning	Katie Guillory
Communications	Alyssa Leal
Designer	Stephanie Lyles
Photo	Chris Parent
Video	Sarah Ramundt, Logan Sampey
Managers	Bri Jaso, Mackenzie Darbonne, Maddie Rau, Maggie Moore

PROGRAM HISTORY

First Year of Gymnastics	1975
NCAA Championships Appearances	33
NCAA Finals Appearances	10
(2008, 2009, 2013, 2014, 2016, 2017, 2018, 2019, 2023, 2024)	
Consecutive Regional Appearances`	40
Regional Titles	20
SEC Regular Season Titles	3
(2017, 2018, 2025)	
SEC Championships	6
(1981, 2017, 2018, 2019, 2024, 2025)	
SEC Gymnasts of the Year	8
All-SEC Honors	116
SEC Academic Honor Roll Selections	305
SEC Champions	29
Individual National Champions	12 (18 titles)
All-Americans	341
Scholastic All-Americans	198
Honda Award Recipient	2
AAI Award Winners	4
NCAA Woman of the Year Finalists	1
Perfect Scores	102

COMPETITION ARENA

Pete Maravich Assembly Center	
Capacity	13,215
Record Crowd:	13,729 (1/19/18 vs. Alabama)
Record:	317-63-5

THE LAST TIME LSU...

Won a Home Meet...	3/7/25 vs. No. 10 Georgia (198.575- 197.175)
Won a Road Meet...	3/14/25 at No. 14 Auburn (198.200-197.550)
Won a Neutral Site Meet...	3/23/25 at SEC Championships (1st of 8, 198.200)
Lost a Home Meet...	1/16/23 vs. No. 1 Oklahoma (L, 197.450-197.600)
Lost a Road Meet...	1/24/25 at Arkansas (L, 196.875-196.600)
Lost a Neutral Site Meet...	4/15/23 at NCAA Championships Finals (4th of 4, 197.525)

Scored a 197 or Higher at Home...	3/7/25 vs. No. 10 Georgia (198.575)
Scored a 197 or Higher on the Road/Neutral Site...	3/23/25 at SEC Championships (198.200)
Scored a 198 or Higher...	3/23/25 at SEC Championships (198.200)
Won the All-Around at Home...	3/7/25 vs. No. 10 Georgia - Kailin Chio (39.800)
Won the All-Around on the road...	3/23/25 at SEC Championships - Haleigh Bryant (39.725)

Scored a Perfect 10.00...	3/14/25 at Auburn - Kailin Chio (VT)
Scored a Perfect 10.00 at Home...	3/7/25 vs. No. 10 Georgia - Aleah Finnegan (BB)
Scored a Perfect 10.00 on the Road/Neutral Site...	3/14/25 at Auburn - Kailin Chio (VT)

Links

2025 LSU Gymnastics Record Book  
[lsu.su/47waqx](https://lsu.su/47waqx)

LSUSports.net  
<https://lsusports.net/sports/gm/>

Tickets  
[lsu.su/48IV4MK](https://lsu.su/48IV4MK)

SEC Gymnastics Home Page  
[secsports.com/clubhouse/gymnastics](https://secsports.com/clubhouse/gymnastics)

2025 NATIONAL RANKINGS

ROAD TO NATIONALS TOP 25 - WEEK 12

RANK	TEAM	NQS
1	LSU	198.115
2	Oklahoma	198.040
3	Florida	197.935
4	Utah	197.780
5	UCLA	197.680
6	California	197.605
7	Missouri	197.510
8	Michigan State	197.360
9	Kentucky	197.315
10(t)	Georgia	197.210
10(t)	Minnesota	197.210
12	Alabama	197.205
13	Stanford	197.190
14	Oregon State	197.185
15	Auburn	197.170
16	Arkansas	197.055
17	Michigan	196.945
18	Denver	196.735
19	North Carolina State	196.680
20	Nebraska	196.535
21	Arizona	196.525
22	North Carolina	196.470
23	Iowa	196.430
24	Southern Utah	196.415
25	Ohio State	196.395

LSU IN THE RANKINGS

WEEK	TEAM	VT	UB	BB	FX
01/6/25	2	3	5	4	1
01/13/25	2	2	2	7	1
01/20/25	2	1	4	4	1
1/27/25	3	2	3	7	4
02/3/25	3	1	2	5	3
02/10/25	2	1	4	5	4
02/17/25	3	1	4	5	7
02/24/25	2	1	4	4	6
03/3/25	2	2	7	3	6
03/10/25	2	1	3	5	5
03/17/25	2	1	3	5	2
03/24/25	1	1	2	5	3
INDIVIDUAL (TOP 25)	AA	VT	UB	BB	FX
Sierra Ballard	--	--	--	--	--
Chase Brock	--	--	--	--	--
Haleigh Bryant	--	7	--	9	8
Kailin Chio	5	2	16	6	11
Kylie Coen	--	--	--	--	--
Ashley Cowan	--	--	--	--	--
Amari Drayton	--	--	--	--	11
Olivia Dunne	--	--	--	--	--
Aleah Finnegan	8	10	--	9	14
Alexis Jeffrey	--	--	--	--	--
KJ Johnson	--	--	--	--	--
Kaliya Lincoln	--	--	--	--	--
Konnor McClain	--	--	15	20	--
Leah Miller	--	--	--	--	--
Zoe Miller	--	--	--	--	--
Victoria Roberts	--	--	--	--	--
Alyona Shchennikova	--	--	--	--	--
Tori Tatum	--	--	--	--	--
Kathryn Weilbacher	--	--	--	--	--
Bryce Wilson	--	--	--	--	--
Lexi Zeiss	--	--	--	--	--



## 2025 LSU Gymnastics - at Penn State Regional

### ROUTINE BREAKDOWN

#### VAULT - GARRETT GRIFFETH

**Chase Brock**  
Yurckenko 1.5

**Haleigh Bryant**  
Front pike half

**Ashley Cowan**  
Yurchenko Full

**Amari Drayton**  
Yurchenko 1.5

**Aleah Finnegan**  
Omelianchik/Yurchenko 1.5

**KJ Johnson**  
Yurchenko Full

**Kylie Coen**  
Yurchenko Full

**Kaliya Lincoln**  
Yurchenko 1.5

**Kailin Chio**  
Yurchenko 1.5

**Lexi Zeiss**  
Yurchenko 1.5

**Victoria Roberts**  
Front pike half

#### BARS - JAY CLARK

**Haleigh Bryant**  
Blind Change + Straddle Jaeger  
Bail Handstand  
Blind Change + Double Front Half

**Kailin Chio**  
Maloney + Bail Handstand  
Blind Change + Markelov (Khorkina)  
Full Twisting Double Back Dismount

**Kylie Coen**  
Toe Handstand + Maloney + Pak Salto  
Half Pirouette  
Full Twisting Double Back Dismount

**Ashley Cowan**  
Ray immediate Bail  
Double Layout

**Amari Drayton**  
Blind Change+ Straddled Jaeger  
Pak Salto  
Double Layout

**Olivia Dunne**  
Tkatchev immediate Pak  
Half Pirouette  
Double Layout

**Aleah Finnegan**  
Delchev  
Toe Handstand + Bail Handstand  
Full Twisting Double Back Dismount

**Alexis Jeffrey**  
Toe Handstand + Maloney + Bail Handstand  
Full Twisting Double Back

**Konnor McClain**  
Church immediate Pak  
Pirouette  
Full Twisting Double Back

**Victoria Roberts**  
Blind Change + Straddled Jaeger  
Pak Salto  
Double Layout Dismount

**Alyona Shchennikova**  
Ray immediate pak  
Pirouette  
Double layout

**Tori Tatum**  
Toe Handstand + Maloney + Bail Handstand  
Full Twisting Double Back

**Lexi Zeiss**  
Toe Handstand + Maloney + Pak Salto  
Pirouette  
Full Twisting Double Back Dismount

# 2025 LSU Gymnastics - at Penn State Regional

## ROUTINE BREAKDOWN CONT.

### BEAM - ASHLEIGH GNAT

#### Sierra Ballard

Backhandspring + Back Layout  
Full Turn  
Sissone + Switch Leap ½  
Front Toss  
Round off + Double full dismount

#### Haleigh Bryant

Front Aerial + Backhandspring  
Switch leap + Straddle Quarter  
Full turn  
Standing Front Tuck  
Split Jump  
Rudi Dismount

#### Kailin Chio

Roundoff + Backhandspring Mount  
Backhandspring + Back Layout  
Front Aerial + Split Jump  
Switch Leap + Split Jump  
Backhandspring + 1.5 Dismount

#### Kylie Coen

Front Aerial + Beat Jump  
Backhandspring + Back Layout  
Switch Leap + Split Jump  
Full Turn  
Round off + Double full dismount

#### Ashley Cowan

Forward Roll  
Backhandspring + Back layout  
Full turn  
Switch leap + Switch Leap ½

#### Amari Drayton

Front Aerial  
Backhandspring + Back Layout  
Full Turn  
Switch Leap + Switch Leap  
Round off + Double Full dismount

#### Olivia Dunne

Full Turn  
Backhandspring + Back Layout  
Front Aerial  
Switch Leap + Split Jump + Ring Jump  
Gainer Pike Dismount

#### Aleah Finnegan

Backhandspring + Back Layout + Back Layout  
Switch Leap + Split Jump  
Front Aerial  
Full turn  
Gainer Full Dismount

#### Alexis Jeffrey

Wolf Turn  
Cat Leap + Switch Side  
Backhandspring + Back layout  
Standing Front Tuck  
Roundoff+ 1.5 Dismount

#### KJ Johnson

Press Handstand Mount  
Standing Layout  
Switch Leap + Straddle ¼  
Backhandspring + Back Layout  
Side Aerial  
Backhandspring + 1.5 Dismount

#### Konnor McClain

Switch Leap + Switch Leap ½  
Front Aerial + Backhandspring  
Wolf Jump  
Full Turn  
Side Aerial  
Gainer Full Dismount

#### Lexi Zeiss

Double Wolf Turn  
Front Aerial + Backhandspring  
Switch Leap + Split Jump  
Side Aerial  
Roundoff + 1.5 Dismount

### FLOOR - COURTNEY MCCOOL GRIFFETH

#### Sierra Ballard

Double layout  
1.5+ Front layout  
Switch leap 1/1 + Scissone  
Double Pike

#### Chase Brock

Full-out  
Wolf jump 1.5  
1.5 + Front Layout  
Switch Side + Popa

#### Haleigh Bryant

Front Handspring + Double Front  
Switch Leap + Switch Leap Full  
Back layout stepout  
Front Layout+ Rudi  
Double stag leap

#### Kailin Chio

Full Out  
Switch Ring + Tour jete ½  
2.5 Front Tuck  
Switch Leap

#### Kylie Coen

Front handspring + 2/1 Twist  
Cartwheel + Back Layout Stepout  
Front Layout + Front Full  
Tour jete ½ + Popa + Popa

#### Amari Drayton

Double Layout  
Switch Ring + Switch Leap Half  
Front Tuck through Double Tuck  
Wolf Turn Full

#### Olivia Dunne

Front Tuck through Double Tuck  
Switch Leap + Switch Ring Half  
Double Pike  
Ring jump full

#### Aleah Finnegan

Double Arabian  
Switch Ring + Tour Jete Half  
2.5 Twist + Front Tuck  
Switch Leap

#### Alexis Jeffrey

Front Tuck through to Double Back  
Hop 1/1 turn free leg horizontal, Switch Side 1/2  
1.5 + Front Layout  
Double wolf turn

#### KJ Johnson

Tucked Full-In  
1.5 + Front Layout  
Switch Leap + Switch Side 1/2

#### Lexi Zeiss

Front handspring + 2/1 Twist  
Stag Jump  
Tour jete ½ + Wolf 1/1  
1.5 + Front Full

#### Alyona Shchennikova

Front double full  
1.5 + front layout  
Scissone, switch ring half  
Rudi + split jump



# 2025 LSU Gymnastics - at Penn State Regional

## CAREER INDIVIDUAL TITLES

### Sr. Alyona Shchennikova - 10 Total 4 Bars, 2 Vault, 2 All-Around, 1 Beam, 1 Floor

#### 2022 Titles - 5 Total

AA (2)	39.300	1/7 vs. Centenary
	38.975	1/28 at Georgia
UB (2)	9.950	1/7 vs. Centenary
	9.925	3/11 vs. Utah
FX (1)	9.900	1/28 at Georgia

#### 2021 Titles - 4 Total

VT (2)	9.900	2/5 at Auburn
	9.950	2/26 at Kentucky
UB (1)	9.900	3/5 vs. Missouri
BB (1)	9.925	2/26 at Kentucky

#### 2020 Title - 1 Total

UB (1)	9.950	2/14 at GymQuarters
--------	-------	---------------------

### Sr. Haleigh Bryant - 105 Total Titles 35 Vault, 33 All-Around, 16 Bars, 9 Beam, 12 Floor

#### 2025 Titles - 11 total

VT (1)	9.950	2/28 at Podium Challenge
UB (1)	9.975	3/14 at #14 Auburn
BB (3)	9.950	1/17 vs #7 Florida
	9.950	3/14 at #14 Auburn
	9.925	3/23 at SEC Championships
FX (3)	9.950	1/31 vs #9 Missouri
	9.950	2/14 vs #1 Oklahoma
	9.975	3/7 vs #10 Georgia
AA (3)	39.725	2/28 at Podium Challenge
	39.775	3/14 at #14 Auburn
	39.725	3/23 at SEC Championships

#### 2024 Titles - 34 total

VT (10)	9.950	1/5 vs #14 Ohio State
	9.975	1/19 vs #6 Kentucky
	9.975	2/2 vs #7 Arkansas
	9.950	2/9 at #19 Georgia
	9.950	3/1 vs #9 Alabama
	10.000	3/8 at Podium Challenge
	9.925	3/15 vs North Carolina
	9.975	3/23 at SEC Championships
	10.000	4/6 at Fayetteville Regional Final
	9.9500	4/18 at NCAA Semifinal I
UB (7)	10.000	1/19 vs #6 Kentucky
	9.925	1/26 at #9 Missouri
	9.925	2/16 vs #12 Auburn
	9.975	3/1 vs #9 Alabama
	10.000	3/8 at Podium Challenge
	9.975	3/15 vs North Carolina
	10.000	4/6 at Fayetteville Regional Final
BB (2)	10.000	2/9 at #19 Georgia
	9.950	3/8 at Podium Challenge
FX (4)	10.000	2/2 vs #7 Arkansas
	9.950	2/9 at #19 Georgia
	10.000	3/1 vs #9 Alabama
	9.975	3/8 at Podium Challenge
AA (11)	39.675	1/5 vs #14 Ohio State
	39.825	1/19 vs #6 Kentucky
	39.825	2/2 vs #7 Arkansas
	39.750	2/9 at #19 Georgia
	39.700	2/16 vs #12 Auburn
	39.850	3/1 vs #9 Alabama
	39.925	3/8 at Podium Challenge
	39.800	3/23 at SEC Championships
	39.850	4/6 at Fayetteville Regional Final
	39.7125	4/18 at NCAA Semifinal I
	39.7125	4/20 at NCAA Finals

#### 2023 Titles - 29 total

VT (9)	9.900	1/6 at #3 Utah
	9.925	1/16 vs #1 Oklahoma
	10.000	1/20 vs #12 Missouri
	9.950	1/27 at #23 Arkansas
	9.975	2/3 vs #17 Georgia
	9.975	2/17 vs #2 Florida
	10.000	2/24 at #9 Alabama
	9.975	3/3 at Podium Challenge

	10.000	3/10 vs. West Virginia
AA (11)	39.450	1/6 at #3 Utah
	39.575	1/13 at #12 Kentucky
	39.675	1/16 vs #1 Oklahoma
	39.750	1/20 vs #12 Missouri
	39.575	1/27 at #23 Arkansas
	39.700	2/3 vs #17 Georgia
	39.800	2/24 at #9 Alabama
	39.700	3/3 at Podium Challenge
	39.875	3/10 vs. West Virginia
	39.700	3/31 at NCAA Denver Regional
	39.7250	4/15 at NCAA Championships

#### Finals

UB (4)	9.950	1/13 at #12 Kentucky
	9.900	2/3 vs #17 Georgia
	10.00	3/10 vs. West Virginia
	9.975	4/2 at NCAA Denver Regional
BB (2)	9.950	1/13 at #12 Kentucky
	9.950	1/16 vs #1 Oklahoma
FX (3)	9.950	1/20 vs #12 Missouri
	10.00	3/10 vs. West Virginia
	9.950	4/2 at Denver Regional

#### 2022 Titles - 17 Total

VT (7)	9.925	1/7 vs. Centenary
	10.000	2/5 vs. Auburn
	10.000	2/20 at Missouri w/Arkansas
	9.950	2/25 at TWU Quad
	9.950	3/4 vs. Kentucky
	10.000	3/11 vs. Utah
	9.950	3/31 at NCAA Raleigh Regional
UB (4)	9.900	1/28 at Georgia
	9.950	2/11 at Florida
	9.925	2/25 at TWU Quad
	9.950	3/4 vs. Kentucky
AA (4)	39.675	2/18 vs. Alabama
	39.700	2/20 at Missouri w/Arkansas
	39.750	3/4 vs. Kentucky
	39.700	3/11 vs. Utah
BB (2)	9.875	1/7 vs. Centenary
	9.950	3/4 vs. Kentucky

#### 2021 Titles - 14 Total

VT (8)	9.900	1/8 vs. Arkansas
	9.900	1/22 vs. Georgia
	9.900	2/5 at Auburn
	10.000	3/5 vs. Missouri
	9.950	3/20 at SEC Championships
	9.950	4/2 at NCAA Second Round
	10.000	4/3 at NCAA Regional Final
	9.9500	4/16 at NCAA Semifinal II
AA (4)	39.600	1/15 at Arkansas
	39.475	1/22 vs. Georgia
	39.550	2/5 at Auburn
	39.625	3/5 vs. Missouri
FX (2)	9.950	1/15 at Arkansas
	9.950	2/26 at Kentucky

### Sr. Chase Brock - 2 Total Title

#### 2 Vault

#### 2025 Titles - 1 total

VT (1)	9.925	1/31 vs #9 Missouri
--------	-------	---------------------

#### 2023 Titles - 1 total

VT (1)	9.975	3/3 at Podium Challenge
--------	-------	-------------------------

### Sr. Sierra Ballard - 2 Total Titles

#### 1 Beam, 1 Floor

#### 2025 Titles - 2 total

BB (1)	9.950	2/14 vs #1 Oklahoma
FX (1)	9.950	2/28 at Podium Challenge

### Sr. Aleah Finnegan - 38 Total Titles

#### 15 Floor, 11 Beam, 5 All-Around, 6 Vault, 1 Bars

#### 2025 Title - 15 Total

VT (4)	9.950	1/3 vs Iowa State
	9.950	1/17 vs #7 Florida
	9.925	1/31 vs #9 Missouri

	9.950	3/7 vs #10 Georgia
UB (1)	9.900	1/3 vs Iowa State
BB (4)	9.925	1/3 vs Iowa State
	9.925	1/24 at #17 Arkansas
	10.000	3/7 vs #10 Georgia
	9.925	3/23 at SEC Championships
FX (4)	9.950	1/3 vs Iowa State
	9.975	1/11 at Sprouts Quad
	9.950	1/17 vs #7 Florida
	9.975	3/14 at #14 Auburn
AA (2)	39.725	1/3 vs Iowa State
	39.500	1/17 vs #7 Florida

#### 2024 Title - 9 Total

VT (1)	9.950	2/16 vs #12 Auburn
BB (1)	9.950	1/5 vs #14 Ohio State
FX (6)	9.975	1/13 at Collegiate Quad
	10.000	2/16 vs #12 Auburn
	10.000	2/23 at #5 Florida
	10.000	4/4 at Fayetteville Regional 2nd Rd
	9.950	4/6 at Fayetteville Regional Final
	9.9625	4/18 at NCAA Semifinal I
AA (1)	39.625	3/15 vs North Carolina

#### 2023 Title - 14 Total

FX (5)	9.950	1/6 at #3 Utah
	9.950	1/16 vs #1 Oklahoma
	10.000	2/3 vs #17 Georgia
	9.975	2/10 vs #5 Auburn
	10.00	2/24 at #9 Alabama
AA (2)	39.450	1/6 at #3 Utah
	39.800	2/10 vs #5 Auburn
BB (5)	9.950	1/20 vs #12 Missouri
	9.925	1/27 at #23 Arkansas
	9.950	2/10 vs #5 Auburn
	10.000	2/17 vs #2 Florida
	9.975	3/10 vs. West Virginia
VT (1)	10.000	2/10 vs #5 Auburn

#### 2022 Title - 1 Total

BB (1)	9.925	2/25 at TWU Quad
--------	-------	------------------

### Sr. KJ Johnson - 5 Total Titles

#### 2 Vault, 3 Floor

#### 2024 Titles - 1 total

FX (1)	9.997	3/23 at SEC Championships
--------	-------	---------------------------

#### 2023 Titles - 2 total

VT (1)	9.950	1/27 at #23 Arkansas
FX (1)	9.950	2/17 vs. #2 Florida

#### 2022 Titles - 2 Total

FX (1)	9.900	1/7 vs. Centenary
VT (1)	9.950	2/25 at TWU Quad

### Sr. Alexis Jeffrey - 3 Total Titles

#### 3 Bars

#### 2025 Titles - 1 total

UB (1)	9.925	1/31 vs #9 Missouri
--------	-------	---------------------

#### 2024 Titles - 1 total

UB (1)	9.875	2/9 at #19 Georgia
--------	-------	--------------------

#### 2023 Titles - 1 total

UB (1)	9.900	2/3 at #17 Georgia
--------	-------	--------------------

### Jr. Ashley Cowan - 3 Total Titles

#### 3 Bars

#### 2025 Titles - 2 total

UB (2)	9.900	2/7 at #14 Alabama
	9.875	2/21 at #9 Kentucky

#### 2024 Titles - 1 total

UB (1)	9.950	3/23 at SEC Championships
--------	-------	---------------------------

### So. Konnor McClain - 14 Total Titles

#### 7 Bars, 7 Beam

# 2025 LSU Gymnastics - at Penn State Regional

## CAREER INDIVIDUAL TITLES

### 2025 Titles - 5 total

UB (5)	9.925	1/17 vs #7 Florida
	9.925	1/24 at #17 Arkansas
	9.900	2/7 at #14 Alabama
	9.950	2/28 at Podium Challenge
	9.975	3/7 vs #10 Georgia

### 2024 Titles - 9 total

UB (2)	10.000	1/13 at Sprouts Collegiate
Quad		
	9.875	2/9 at #19 Georgia
BB (7)	10.000	1/26 at #9 Missouri
	9.975	2/2 vs #7 Arkansas
	9.975	2/16 vs #12 Auburn
	9.975	3/15 vs North Carolina
	10.000	3/23 at SEC Championships
	9.950	4/6 at Fayetteville Regional Final
	9.9625	4/20 at NCAA Finals

### So. Amari Drayton - 3 Total Titles

#### 2 Vault, 1 FX

### 2025 Titles - 2 total

FX(1)	9.950	2/14 vs #1 Oklahoma
VT (1)	9.950	3/7 vs #10 Georgia

### 2024 Titles - 1 total

VT (1)	9.975	2/23 at #5 Florida
--------	-------	--------------------

### Fr. Kailin Chio - 20 Total Titles

#### 4 Bars, 3 Beam, 6 Vault, 5 AA, 2 FX

### 2025 Titles - 20 total

VT (6)	9.950	1/11 at Sprouts Quad
	9.950	1/24 at #17 Arkansas
	9.975	2/7 at #14 Alabama
	9.925	2/21 at #9 Kentucky
	9.950	3/7 vs #10 Georgia
	10.000	3/14 at #14 Auburn
UB (4)	9.900	1/3 vs Iowa State
	9.925	1/31 vs #9 Missouri
	9.875	2/21 at #9 Kentucky
	9.950	2/28 at Podium Challenge
BB (3)	9.925	1/3 vs Iowa State
	9.925	2/7 at #14 Alabama
	9.950	2/28 at Podium Challenge
FX (2)	9.950	2/14 vs #1 Oklahoma
	9.975	3/7 vs #10 Georgia
AA (5)	39.650	1/31 vs #9 Missouri
	39.650	2/7 at #14 Alabama
	39.725	2/14 vs #1 Oklahoma
	39.575	2/21 at #9 Kentucky
	39.800	3/7 vs #10 Georgia

### Fr. Kaliya Lincoln - 1 Total Title

#### 1 Vault

### 2025 Titles - 1 total

VT (1)	9.925	1/31 vs #9 Missouri
--------	-------	---------------------

### Fr. Lexi Zeiss - 1 Total Title

#### 1 Bars

### 2025 Titles - 1 total

UB (1)	9.875	2/21 at #9 Kentucky
--------	-------	---------------------



# 2025 LSU Gymnastics - at Penn State Regional

## INDIVIDUAL RECORDS HISTORY

### Single Season Bests

#### Vault Titles

1.	Susan Jackson	12	2010
	Ashleigh Clare-Kearney	12	2008
3.	Ashleigh Clare-Kearney	11	2007
4.	Haleigh Bryant	10	2024
	Ashleigh Gnat	10	2016
	Sandra Smith	10	1980
7.	Haleigh Bryant	9	2023
	Ashleigh Gnat	9	2017
	Ashleigh Clare-Kearney	9	2009
	Jennifer Wood	9	1995
	Jennifer Lyerly	9	1987
	Sandra Smith	9	1982

#### Bars Titles

1.	Sarie Morrison	12	2013
2.	Sarah Finnegan	11	2019
	Rheagan Courville	9	2015
	Susan Jackson	9	2010
5.	Sarah Finnegan	8	2018
	Sarie Morrison	8	2014
	Annie Gagnon	8	2004
	Sandra Smith	8	1980
9.	Haleigh Bryant	7	2024
	Jeanie Beadle	7	1977

#### Beam Titles

1.	Sarah Finnegan	11	2019
2.	April Burkholder	10	2006
3.	Jessie Jordan	8	2015
	Jeanie Beadle	8	1977
5.	Sandra Smith	7	1980
6.	Sarah Finnegan	6	2018
	Sarah Finnegan	6	2017
	Rheagan Courville	6	2013
	Susan Jackson	6	2010
	Susan Jackson	6	2009
	Ashleigh Clare-Kearney	6	2008
	Lisa Rennie	6	2005

#### Floor Titles

1.	Ashleigh Gnat	12	2017
2.	Sarah Finnegan	11	2019
	Ashleigh Gnat	10	2016
	Lloimincia Hall	10	2013
	Ashleigh Clare-Kearney	10	2009
	Sandra Smith	10	1980
6.	April Burkholder	9	2005
7.	Myia Hambrick	8	2018
	Lloimincia Hall	8	2014
8.	Kiya Johnson	7	2020
	Lloimincia Hall	7	2012
	Susan Jackson	7	2010
	Lauren Klein	7	2007
	April Burkholder	7	2004
	Jeanie Beadle	7	1978

#### All-Around Titles

1.	Sarah Finnegan	14	2019
2.	Haleigh Bryant	11	2024
	Haleigh Bryant	11	2023
	Susan Jackson	11	2010
5.	Sandra Smith	10	1980
6.	Haleigh Bryant	9	2024
	Rheagan Courville	9	2013
	Ashleigh Clare-Kearney	9	2008
9.	April Burkholder	8	2004
	Rheagan Courville	8	2014
11.	Sarah Finnegan	7	2018
	April Burkholder	7	2006
	Jennifer Wood	7	1995
	Jeanie Beadle	7	1978

#### Total Individual Titles

1.	Sarah Finnegan	49	2019
2.	Susan Jackson	45	2010
	Sandra Smith	45	1980
4.	Ashleigh Clare-Kearney	39	2008
5.	Haleigh Bryant	34	2024
6.	Ashleigh Clare-Kearney	32	2007
	Jeanie Beadle	32	1977
8.	Ashleigh Clare-Kearney	31	2009

	April Burkholder	31	2006
10.	Haleigh Bryant	30	2023
	Jennifer Wood	30	1995
11.	April Burkholder	29	2004

### Career Bests

#### Vault Titles

1.	Ashleigh Clare-Kearney	37
2.	Haleigh Bryant	35
3.	Rheagan Courville	29
4.	Sandra Smith	26
5.	April Burkholder	23
	Angie Topham	23
7.	Jennifer Wood	22
	Jennifer Lyerly	22
	Ashleigh Gnat	22
10.	Susan Jackson	19
11.	Kennedi Edney	17

#### Bars Titles

1.	Sarie Morrison	28
2.	Sarah Finnegan	27
3.	Rheagan Courville	19
4.	Ashleigh Clare-Kearney	18
5.	Haleigh Bryant	16
	Jennifer Wood	16
7.	Jeanie Beadle	15
8.	Susan Jackson	14
	Sandra Smith	14
10.	Lexie Priessman	13
	Annie Gagnon	13

#### Beam Titles

1.	Sarah Finnegan	27
2.	April Burkholder	24
3.	Jessie Jordan	15
	Amy McClosky	15
4.	Jeanie Beadle	14
5.	Rheagan Courville	13
	Susan Jackson	13
8.	Sandra Smith	12
	Ashleigh Gnat	12
10.	Aleah Finnegan	11
	Lisa Rennie	11

#### Floor Titles

1.	Lloimincia Hall	31
2.	Ashleigh Clare-Kearney	27
	April Burkholder	27
4.	Ashleigh Gnat	23
5.	Sandra Smith	22
6.	Kiya Johnson	16
7.	Aleah Finnegan	15
8.	Sarah Finnegan	14
	Myia Hambrick	14
10.	Kiya Johnson	13
	Nicki Arnstad	13
12.	Haleigh Bryant	12
	Susan Jackson	12
	Rachelle Fruge'	12
	Jeanie Beadle	12

#### All-Around Titles

1.	Haleigh Bryant	33
2.	Rheagan Courville	26
3.	April Burkholder	25
4.	Sarah Finnegan	23
5.	Ashleigh Clare-Kearney	22
6.	Sandra Smith	19
7.	Susan Jackson	16
8.	Myia Hambrick	14
	Jeanie Beadle	14
10.	Jennifer Wood	11
11.	Kiya Johnson	10
	Kennedi Edney	10
	Jessie Jordan	10
	Amy McClosky	10
	Rachelle Fruge'	10

### Total Individual Titles

1.	Ashleigh Clare-Kearney	114
2.	April Burkholder	108
3.	Haleigh Bryant	105
4.	Sarah Finnegan	95
	Rheagan Courville	95
6.	Sandra Smith	93
7.	Susan Jackson	74
8.	Jeanie Beadle	66
9.	Ashleigh Gnat	62
	Jennifer Wood	62
11.	Myia Hambrick	52
12.	Angie Topham	47
13.	Kiya Johnson	43
	Sarie Morrison	43
15.	Kennedi Edney	42
16.	Jennifer Lyerly	40
17.	Lloimincia Hall	37
	Rachelle Fruge'	37
19.	Kiya Johnson	34
20.	Jessie Jordan	32
	Amy McClosky	32

### Career National Titles

1.	Susan Jackson	3 ('08 VT, '10 BB, '10 AA)
2.	Haleigh Bryant	2 ('21 VT, '24 AA)
	Sarah Finnegan	2 ('17 UB, '19 UB)
	Kennedi Edney	2 ('17 VT, '19 VT)
	Rheagan Courville	2 ('13 VT, '14 VT)
	Ashleigh Clare-Kearney	2 ('09 VT, '09 FX)
6.	Aleah Finnegan	1 ('24 FX)
	Ashleigh Gnat	1 ('17 FX)
	April Burkholder	1 ('06 BB)
	Nicki Arnstad	1 ('02 FX)
	Jeanie Beadle	1 ('77 BB)

### Career SEC Titles

1.	Haleigh Bryant	5 ('21 VT, '24 VT, '24 AA, '25 BB, '25 AA)
	Sarah Finnegan	5 ('18 AA, '19 UB, BB, FX, AA)
	Rheagan Courville	5 ('13 VT/BB/AA, '15 VT/AA)
	Sandra Smith	5 ('81 VT/FX, '82 VT/FX, '83 VT)
5.	Ashleigh Gnat	4 ('16 FX, '17 VT/BB/FX)
	Lloimincia Hall	4 ('12 FX, '13 FX, '14 FX, '15 FX)
6.	Susan Jackson	3 ('08 VT, '09 BB, '10 VT)
	Ashleigh Clare-Kearney	3 ('08 FX/AA, '09 FX)
9.	Kiya Johnson	2 ('21 FX, '24 FX)
	Rachelle' Fruge	2 ('91 BB/AA)

### Career All-America Honors

1.	Haleigh Bryant	30 (17 Reg Season)
2.	Sarah Finnegan	23 (11 Reg Season)
	Rheagan Courville	23 (11 Reg Season)
4.	Myia Hambrick	20 (9 Reg Season)
5.	Kennedi Edney	18 (9 Reg Season)
6.	Ashleigh Gnat	17 (7 Reg Season)
7.	April Burkholder	14
8.	Susan Jackson	12
9.	Jessie Jordan	11 (5 Reg Season)
10.	Jennifer Wood	10

### Career Perfect 10.0 Scores

1.	Haleigh Bryant	18 (10 VT, 4 UB, 3 FX, 1 BB)
2.	Jennifer Wood	9 (all on VT)
	Ashleigh Gnat	9 (4 FX, 5 VT)
4.	Aleah Finnegan	8 (5 FX, 1 VT, 2 BB)
	Kiya Johnson	8 (5 FX, 2 BB, 1 VT)
	April Burkholder	8 (4 FX, 2 VT, 2 BB)
7.	Lloimincia Hall	7 (all on FX)
8.	Sarah Finnegan	6 2 UB, 2 BB, 2 FX
9.	Ashleigh Clare-Kearney	5 (4 VT, 1 FX)
10.	Konnor McClain	3 (1 UB, 2 BB)
	Rheagan Courville	3 (all on VT)
12.	Kennedi Edney	2 (1 VT, 1 FX)
	Terin Martinjak	2 (1 BB, 1 FX)

# 2025 LSU Gymnastics - at Penn State Regional

## NCAA POSTSEASON HISTORY - INDIVIDUAL

### TOP 10 NCAA REGIONAL INDIVIDUAL ALL-AROUND TOTALS

1.	39.850	Haleigh Bryant (won AA)	2024 Fayetteville Regional	Fayetteville, Ark.
2.	39.825	Ashleigh Clare-Kearney (won AA)	2008 Central	Baton Rouge, La.
3.	39.725	Rheagan Courville (won AA)	2014 Baton Rouge	Baton Rouge, La.
4.	39.700	Haleigh Bryant	2023 Denver Regional	Denver, Colo.
		Kiya Johnson	2021 Second Round	Salt Lake City, Utah
6.	39.675	April Burkholder (won AA)	2004 Central	Baton Rouge, La.
7.	39.625	Sarah Finnegan (won AA)	2018 Raleigh Regional	Raleigh, N.C.
		Myia Hambrick (won AA)	2018 Raleigh Regional	Raleigh, N.C.
9.	39.600	Sarah Finnegan (won AA)	2019 Regional Final	Baton Rouge, La.
		Susan Jackson (won AA)	2009 Central	Columbus, Ohio
11.	39.575	Jessie Jordan (won AA)	2015 Ames	Ames, Iowa
		April Burkholder (won AA)	2005 Northeast	Durham, N.H.

### TOP NCAA REGIONAL EVENT SCORES

#### VAULT

1.	10.000	Haleigh Bryant	2024 Fayetteville Regional Final	Fayetteville, Ark.
		Haleigh Bryant	2021 Regional Final	Salt Lake City, Utah
		Ashleigh Clare-Kearney	2008 Central Regional	Baton Rouge, La.
		Jennifer Wood	1995 Central Regional	Ann Arbor, Mich.
5.	9.975	Sydney Ewing	2016 Athens Regional	Athens, Ga.
		Jennifer Wood	1994 Central Regional	Tuscaloosa, Ala.
7.	9.950	Haleigh Bryant	2021 Second Round	Salt Lake City, Utah
		Kiya Johnson	2021 Second Round	Salt Lake City, Utah
		Kennedi Edney	2018 Raleigh Regional	Raleigh, N.C.
		Myia Hambrick	2018 Raleigh Regional	Raleigh, N.C.
		Rheagan Courville	2014 Baton Rouge Regional	Baton Rouge, La.
		Sarie Morrison	2014 Baton Rouge Regional	Baton Rouge, La.
		Ashleigh Gnat	2014 Baton Rouge Regional	Baton Rouge, La.
		Susan Jackson	2010 Northeast Regional	University Park, Pa.
		Ashleigh Clare-Kearney	2009 Central Regional	Columbus, Ohio
		Susan Jackson	2008 Central Regional	Baton Rouge, La.
		Nicki Butler	2007 Southeast Regional	Morgantown, W. Va.
		Ashleigh Clare-Kearney	2005 Northeast Regional	Durham, N.H.
		Nicki Butler	2005 Northeast Regional	Durham, N.H.
		April Burkholder	2005 Northeast Regional	Durham, N.H.
		Nicki Butler	2004 Central Regional	Baton Rouge, La.
		April Burkholder	2004 Central Regional	Baton Rouge, La.
		Stephanie Hyett	1997 Central Regional	Ann Arbor, Mich.

#### BARS

1.	10.000	Haleigh Bryant	2024 Fayetteville Regional Final	Fayetteville, Ark.
2.	9.975	Haleigh Bryant	2023 Denver Regional Finals	Denver, Colo.
3.	9.950	Konnor McClain	2024 Fayetteville Regional Final	Fayetteville, Ark.
		Sami Durante	2021 Second Round	Salt Lake City, Utah
		Sarah Finnegan	2019 NCAA Regional Final	Baton Rouge, La.
		Lexie Priessman	2018 Raleigh Regional	Raleigh, N.C.
		Susan Jackson	2010 Northeast Regional	University Park, Pa.
		Annie Gagnon	2005 Northeast Regional	Durham, N.H.
		Jennifer Wood	1994 Central Regional	Tuscaloosa, Ala.
10.	9.925	Kiya Johnson	2024 Fayetteville Regional Final	Fayetteville, Ark.
		Haleigh Bryant	2023 Denver Regional	Denver, Colo.
		Sarah Finnegan	2017 Lincoln Regional	Lincoln, Neb.
		Summer Hubbard	2009 Central Regional	Columbus, Ohio
		Summer Hubbard	2008 Central Regional	Baton Rouge, La.
		Sarah Finnegan	2016 Athens Regional	Athens, Ga.

#### BEAM

1.	9.975	Rheagan Courville	2014 Baton Rouge Regional	Baton Rouge, La.
		Ashleigh Clare-Kearney	2008 Central Regional	Baton Rouge, La.
3.	9.950	Konnor McClain	2024 Fayetteville Regional Final	Fayetteville, Ark.
		Haleigh Bryant	2023 Denver Regional	Denver, Colo.
		Sami Durante	2021 Regional Final	Salt Lake City, Utah
		Sarah Finnegan	2019 Regional Final	Baton Rouge, La.
		Ashleigh Gnat	2014 Baton Rouge Regional	Baton Rouge, La.
		Jessie Jordan	2013 Columbus Regional	Columbus, Ohio
9.	9.925	Haleigh Bryant	2024 Fayetteville Regional Final	Fayetteville, Ark.
		Konnor McClain	2024 Fayetteville Regional Second Rd	Fayetteville, Ark.
		Reagan Campbell	2021 Regional Final	Salt Lake City, Utah
		Bridget Dean	2021 Second Round	Salt Lake City, Utah
		Reagan Campbell	2021 Second Round	Salt Lake City, Utah
		Myia Hambrick	2018 Raleigh Regional	Raleigh, N.C.
		Ashleigh Gnat	2017 Lincoln Regional	Lincoln, Neb.
		Susan Jackson	2009 Central Regional	Columbus, Ohio

#### FLOOR

1.	10.000	Aleah Finnegan	2024 Fayetteville Regional Second Rd	Fayetteville, Ark.
		Lloimincia Hall	2014 Baton Rouge Regional	Baton Rouge, La.
		Nicki Arnstad	2002 Central Regional	Baton Rouge, La.
3.	9.975	April Burkholder	2005 Northeast Regional	Durham, N.H.
4.	9.950	Haleigh Bryant	2024 Fayetteville Regional Second Rd	Fayetteville, Ark.
		Aleah Finnegan	2024 Fayetteville Regional Final	Fayetteville, Ark.
		KJ Johnson	2024 Fayetteville Regional Second Rd	Fayetteville, Ark.
		Haleigh Bryant	2023 Denver Regional	Denver, Colo.
		Kiya Johnson	2021 Regional Final	Salt Lake City, Utah
		Kiya Johnson	2021 Second Round	Salt Lake City, Utah
		Sarah Finnegan	2018 Raleigh Regional	Raleigh, N.C.
		Ashleigh Gnat	2017 Lincoln Regional	Lincoln, Neb.

Ashleigh Gnat	2016 Athens Regional	Athens, Ga.
Myia Hambrick	2016 Athens Regional	Athens, Ga.
Rheagan Courville	2014 Baton Rouge Regional	Baton Rouge, La.
Lloimincia Hall	2013 Columbus Regional	Columbus, Ohio

### TOP 10 NCAA CHAMPIONSHIPS INDIVIDUAL ALL-AROUND TOTALS

1.	39.7625	Sarah Finnegan	2019 Four on the Floor	Fort Worth, Texas
2.	39.725	Haleigh Bryant	2023 Final Four	Fort Worth, Texas
3.	39.7125	Haleigh Bryant	2024 Final Four	Fort Worth, Texas
		Haleigh Bryant	2024 Semifinal I (won AA)	Fort Worth, Texas
5.	39.6875	Haleigh Bryant	2023 Semifinal I	Fort Worth, Texas
6.	36.6625	Myia Hambrick	2018 Super Six Finals	St. Louis, Mo.
7.	39.650	Sarah Finnegan	2019 Prelim-A	Fort Worth, Texas
8.	39.625	Haleigh Bryant	2021 Semifinal II	Fort Worth, Texas
		Sarah Finnegan	2017 Super Six Finals	St. Louis, Mo.
		Susan Jackson (won AA)	2010 Prelim-A	Gainesville, Fla.
		Ashleigh Clare-Kearney	2008 Super Six Finals	Athens, Ga.

### TOP NCAA CHAMPIONSHIPS EVENT SCORES - SEMIFINALS, CHAMPIONSHIP FINALS

#### or EVENT FINALS

#### VAULT

1.	9.9875	Haleigh Bryant	2023 Semifinal I	Fort Worth, Texas
		Kennedi Edney (won VT)	2017 Prelim-B	St. Louis, Mo.
3.	9.975	Haleigh Bryant	2021 Semifinal II	Fort Worth, Texas
		Rheagan Courville (won VT)	2014 Event Finals	Birmingham, Ala.
5.	9.9625	Sydney Ewing	2017 Prelim-B	St. Louis, Mo.
6.	9.950	Haleigh Bryant	2024 Final Four	Fort Worth, Texas
		Kiya Johnson	2021 Semifinal II	Fort Worth, Texas
		Sarah Edwards	2018 Super Six Finals	St. Louis, Mo.
		Myia Hambrick	2018 Super Six Finals	St. Louis, Mo.
		Ashleigh Gnat	2016 Super Six Finals	Fort Worth, Texas
		Myia Hambrick	2015 Prelim-B	Fort Worth, Texas
		Rheagan Courville	2013 Prelim-A	Los Angeles, Calif.
		Susan Jackson	2010 Prelim-A	Gainesville, Fla.
		Ashleigh Clare-Kearney	2009 Super Six Finals	Lincoln, Neb.
		Ashleigh Clare-Kearney	2009 Prelim-A	Lincoln, Neb.
		Susan Jackson	2009 Prelim-A	Lincoln, Neb.
		Nicki Butler	2007 Prelim-B	Salt Lake City, Utah
		April Burkholder	2004 Prelim-B	Los Angeles, Calif.

#### BARS

1.	9.950	Haleigh Bryant	2023 Final Four	Fort Worth, Texas
		Sarah Finnegan	2019 Four on the Floor	Fort Worth, Texas
		Sarah Finnegan (won UB)	2019 Prelim-A	Fort Worth, Texas
		Lexie Priessman	2018 Super Six Finals	St. Louis, Mo.
		Kennedi Edney	2018 Super Six Finals	St. Louis, Mo.
		Sarah Finnegan (won UB)	2017 Prelim-B	St. Louis, Mo.
		Sarie Morrison	2013 Prelim-A	Los Angeles, Calif.
		Ashleigh Clare-Kearney	2008 Prelim-A	Athens, Ga.
9.	9.9375	Haleigh Bryant	2023 Semifinal I	Fort Worth, Texas
		Kennedi Edney	2018 Prelim-A	St. Louis, Mo.

#### BEAM

1.	9.9750	Sarah Finnegan	2017 Super Six Finals	St. Louis, Mo.
2.	9.9625	Konnor McClain	2024 Final Four	Fort Worth, Texas
		Susan Jackson (won BB)	2010 Event Finals	Gainesville, Fla.
4.	9.950	Sierra Ballard	2024 Final Four	Fort Worth, Texas
		Haleigh Bryant	2024 Final Four	Fort Worth, Texas
		Haleigh Bryant	2024 Semifinal I	Fort Worth, Texas
		Sarah Finnegan	2019 Four on the Floor	Fort Worth, Texas
		Ashleigh Gnat	2017 Super Six Finals	St. Louis, Mo.
		Myia Hambrick	2017 Super Six Finals	St. Louis, Mo.
10.	9.9375	Haleigh Bryant	2023 Semifinal I	Fort Worth, Texas
		Sarah Finnegan (Runner up)	2019 Prelim-A	Fort Worth, Texas
		Sarah Finnegan	2018 Super Six Finals	St. Louis, Mo.
		Kennedi Edney	2017 Super Six Finals	St. Louis, Mo.
		Ashleigh Gnat	2017 Prelim-B	St. Louis, Mo.
		Myia Hambrick	2017 Prelim-B	St. Louis, Mo.

#### FLOOR

1.	9.9625	Aleah Finnegan	2024 Semifinal I (won FX)	Fort Worth, Texas
		Aleah Finnegan	2023 Semifinal I	Fort Worth, Texas
		Ashleigh Gnat (won FX)	2017 Prelim-B	St. Louis, Mo.
3.	9.950	KJ Johnson	2024 Semifinal I	Fort Worth, Texas
		Haleigh Bryant	2023 Semifinal I	Fort Worth, Texas
		McKenna Kelley	2019 Prelim-A	Fort Worth, Texas
		Sarah Finnegan	2019 Four on the Floor	Fort Worth, Texas
		Myia Hambrick	2018 Super Six Finals	St. Louis, Mo.
		Sarah Finnegan	2018 Super Six Finals	St. Louis, Mo.
		Myia Hambrick	2018 Prelim-A	St. Louis, Mo.
		Myia Hambrick	2017 Prelim-B	St. Louis, Mo.
		Sarah Finnegan	2017 Prelim-B	St. Louis, Mo.
		McKenna Kelley	2017 Prelim-B	St. Louis, Mo.
		Lloimincia Hall	2014 Super Six Finals	Birmingham, Ala.
		Rheagan Courville	2014 Super Six Finals	Birmingham, Ala.
		Lloimincia Hall	2013 Super Six Finals	Los Angeles, Calif.
		Ashleigh Clare-Kearney (won FX)	2009 Event Finals	Lincoln, Neb.
		Nicki Arnstad (won FX)	2002 Event Finals	Tuscaloosa, Ala.



2025 LSU Gymnastics - at Penn State Regional

NCAA POSTSEASON HISTORY - TEAM

REGIONAL TEAM TITLES - 20 [14 NCAA, 6 AIAW] \*AIAW Regional Finish

Year	Location	Team Score
2024	Fayetteville, Ark.	198.250
2019	Baton Rouge, La.	197.500
2018	Raleigh, N.C.	197.675
2017	Lincoln, Neb.	197.450
2016	Athens, Ga.	197.300
2015	Ames, Iowa	197.175
2014	Baton Rouge, La.	198.325
2013	Columbus, Ohio	197.275
2009	Columbus, Ohio	196.875
2008	Baton Rouge, La.	197.625
2005	Durham, N.H.	197.125
2004	Baton Rouge, La.	197.500
2002	Baton Rouge, La.	196.450
1986	Baton Rouge, La.	185.250
1980*	Baton Rouge, La.	147.650
1979*	Baton Rouge, La.	137.550
1978*	Baton Rouge, La.	140.60
1977*	Stillwater, Okla.	134.250
1976*	Baton Rouge, La.	99.900
1975*	Baton Rouge, La.	79.750

TOP 10 NCAA REGIONAL TEAM TOTALS

1.	198.325	2014 Baton Rouge Regional	Baton Rouge, La.
2.	198.250	2024 Fayetteville Regional Final	Fayetteville, Ark.
3.	197.800	2024 Fayetteville Regional Second Rd	Fayetteville, Ark.
4.	197.750	2023 Denver Regional Final	Denver, Colo.
		2021 Salt Lake City Regional	Salt Lake City, Utah
6.	197.675	2018 Raleigh Regional	Raleigh, N.C.
7.	197.625	2008 Central Regional	Baton Rouge, La.
8.	197.500	2019 Baton Rouge Regional Final	Baton Rouge, La.
		2004 Central Regional	Baton Rouge, La.
10.	197.450	2017 Lincoln Regional	Omaha, Neb.

TOP 10 NCAA REGIONAL EVENT SCORES

VAULT

1.	49.650	2014 Baton Rouge Regional	Baton Rouge, La.
2.	49.625	2008 Central Regional	Baton Rouge, La.
3.	49.550	2024 Fayetteville Regional Final	Fayetteville, Ark.
4.	49.525	2021 Salt Lake City Regional	Salt Lake City, Utah
		2004 Central Regional	Baton Rouge, La.
6.	49.500	2007 Southeast Regional	Morgantown, W. Va.
7.	49.475	2021 Salt Lake City Regional	Salt Lake City, Utah
		2015 Ames Regional	Ames, Iowa
		2005 Northeast Regional	Durham, N.H.
10.	49.450	2018 Raleigh Regional	Raleigh, N.C.
		2013 Columbus Regional	Columbus, Ohio

BARS

1.	49.625	2024 Fayetteville Regional Final	Fayetteville, Ark.
2.	49.525	2023 Denver Regional Final	Denver, Colo.
3.	49.450	2021 Salt Lake City Regional	Salt Lake City, Utah
4.	49.425	2014 Baton Rouge Regional	Baton Rouge, La.
5.	49.400	2017 Lincoln Regional	Lincoln, Neb.
		2004 Central Regional	Baton Rouge, La.
7.	49.375	2024 Fayetteville Regional Second Rd	Fayetteville, Ark.
		2018 Raleigh Regional	Raleigh, N.C.
		2009 Central Regional	Columbus, Ohio
10.	49.325	2019 Second Round	Baton Rouge, La.

BEAM

1.	49.600	2014 Baton Rouge Regional	Baton Rouge, La.
2.	49.525	2021 Salt Lake City Regional	Salt Lake City, Utah
3.	49.500	2019 NCAA Regional Final	Baton Rouge, La.
		2018 Raleigh Regional	Raleigh, N.C.
5.	49.450	2024 Fayetteville Regional Final	Fayetteville, Ark.
6.	49.425	2023 Denver Regional Final	Denver, Colo.
7.	49.350	2024 Fayetteville Regional Second Rd	Fayetteville, Ark.
		2013 Columbus Regional	Columbus, Ohio
9.	49.325	2023 Denver Regional Second Round	Denver, Colo.
		2019 NCAA Second Round	Baton Rouge, La.
		2008 Central Regional	Baton Rouge, La.
12.	49.275	2004 Central Regional	Baton Rouge, La.

FLOOR

1.	49.700	2024 Fayetteville Regional Second Rd	Fayetteville, Ark.
2.	49.650	2014 Baton Rouge Regional	Baton Rouge, La.
3.	49.625	2024 Fayetteville Regional Final	Fayetteville, Ark.
4.	49.525	2023 Denver Regional Second Round	Denver, Colo.
		2002 Central Regional	Baton Rouge, La.
6.	49.500	2017 Lincoln Regional	Lincoln, Neb.
		2013 Columbus Regional	Columbus, Ohio

7.	49.475	2021 Salt Lake City Regional	Salt Lake City, Utah
8.	49.450	2016 Athens Regional	Athens, Ga.
		2015 Ames Regional	Ames, Iowa
		2005 Northeast Regional	Durham, N.H.

NCAA TEAM NATIONAL CHAMPIONSHIPS - 1

2024 (1st place)

NCAA TEAM FINAL APPEARANCES - 10

2024 (1st place)  
2023 (4th place)  
2019 (2nd place)  
2018 (4th place)  
2017 (2nd place)  
2016 (2nd place)  
2014 (3rd place)  
2013 (5th place)  
2009 (6th place)  
2008 (5th place)

TOP 10 NCAA CHAMPIONSHIPS TEAM TOTALS - NCAA SEMIFINAL OR FINAL

1.	198.2750	2017 Prelim-B	St. Louis, Mo.
2.	198.2250	2024 Final Four	Fort Worth, Texas
3.	198.1125	2024 Semifinal I	Fort Worth, Texas
4.	197.8375	2018 Super Six Finals	St. Louis, Mo.
5.	197.8250	2019 Four on the Floor	Fort Worth, Texas
6.	197.7375	2017 Super Six Finals	St. Louis, Mo.
7.	197.600	2014 Super Six Finals	Birmingham, Ala.
8.	197.5625	2021 Semifinal II	Fort Worth, Texas
9.	197.525	2023 Final Four	Fort Worth, Texas
10.	197.5125	2019 Semifinal I	Fort Worth, Texas

TOP 10 NCAA CHAMPIONSHIPS EVENT SCORES - NCAA SEMIFINAL OR FINAL

VAULT

1.	49.5625	2017 Prelim-B	St. Louis, Mo.
2.	49.525	2023 Final Four	Fort Worth, Texas
		2016 Super Six Finals	Fort Worth, Texas
4.	49.5125	2021 NCAA Semifinal II	St. Lake City, Utah
5.	49.500	2013 Prelim-A	Los Angeles, Calif.
6.	49.4625	2018 Super Six Finals	St. Louis, Mo.
7.	49.450	2019 Prelim-A	Fort Worth, Texas
		2009 Prelim-A	Lincoln, Neb.
9.	49.400	2024 Final Four	Fort Worth, Texas
10.	49.375	2015 Prelim-B	Fort Worth, Texas

BARS

1.	49.500	2018 Prelim-A	St. Louis, Mo.
2.	49.475	2024 Semifinal I	Fort Worth, Texas
		2023 Semifinal I	Fort Worth, Texas
		2018 Super Six Finals	St. Louis, Mo.
		2013 Prelim-A	Los Angeles, Calif.
6.	49.4625	2019 Four on the Floor	Fort Worth, Texas
7.	49.450	2024 Final Four	Fort Worth, Texas
		2008 Prelim-A	Athens, Ga.
9.	49.4375	2019 Prelim-A	Fort Worth, Texas
10.	49.425	2015 Prelim-B	Fort Worth, Texas

BEAM

1.	49.7625	2024 Final Four	Fort Worth, Texas
2.	49.7250	2017 Super Six Final	St. Louis, Mo.
3.	49.5875	2024 Semifinal I	Fort Worth, Texas
		2017 Prelim-B	St. Louis, Mo.
5.	49.4625	2019 Four on the Floor	Fort Worth, Texas
6.	49.3875	2018 Super Six Finals	St. Louis, Mo.
7.	49.3375	2016 Super Six Finals	Fort Worth, Texas
8.	49.325	2014 Super Six Finals	Birmingham, Ala.
9.	49.300	2016 Prelim-A	Fort Worth, Texas
10.	49.275	2023 Semifinal I	Fort Worth, Texas

FLOOR

1.	49.7250	2024 Semifinal I	Fort Worth, Texas
2.	49.7125	2017 Prelim-B	St. Louis, Mo.
3.	49.6125	2024 Final Four	Fort Worth, Texas
4.	49.550	2014 Super Six Finals	Birmingham, Ala.
		2013 Super Six Finals	Los Angeles, Calif.
6.	49.525	2019 Four on the Floor	Fort Worth, Texas
7.	49.5125	2018 Super Six Finals	St. Louis, Mo.
8.	49.500	2021 Semifinal II	Fort Worth, Texas
9.	49.475	2023 Semifinal I	Fort Worth, Texas
		2015 Prelim-B	Fort Worth, Texas
11.	49.4625	2016 Super Six Finals	Fort Worth, Texas

# 2025 LSU Gymnastics - at Penn State Regional

## HIGHEST ALL-TIME EVENT SCORES - TEAM

### Vault

1.	49.825	vs. Minnesota	3/6/15
2.	49.675	at Podium Challenge	3/8/24
		at Alabama	2/24/23
		at Arizona	3/15/19
5.	49.650	NCAA Baton Rouge Regional	4/5/14
6.	49.625	at SEC Championships	3/20/21
		at Kentucky	2/26/21
		vs. Florida	3/5/17
		at Centenary/New Hampshire	3/13/15
		NCAA Central Regional Championships	4/12/08
		at Centenary	3/12/04
12.	49.600	vs. No. 10 Georgia	3/7/25
		vs. No. 1 Oklahoma	2/14/25
		vs. Florida	2/12/21
		at Alabama	1/13/17
		at Oklahoma	2/9/14
		vs. Alabama	3/8/13
18.	49.575	at Auburn	3/14/25
		at Florida	1/24/20
		at SEC Championship Session II	3/18/17
		vs. George Washington/Iowa	2/19/17
		at Auburn	2/13/15
		vs. Missouri	2/28/14
		vs. Alabama	1/31/14
25.	49.5625	at NCAA Championships Semifinal II	4/14/17
26.	49.550	vs. Missouri	1/31/25
		at NCAA Fayetteville Regional Final	4/6/24
		at Florida	2/23/24
		at Podium Challenge	3/3/23
		vs. Missouri	3/5/21
		at Florida	2/26/16
		at SEC Championship Session II	3/21/15
		at Florida	2/21/14
		at Auburn	2/22/13
		vs. Centenary	3/18/05

### Bars

1.	49.750	vs. Arizona	3/17/18
2.	49.725	vs. Texas Woman's	2/18/18
3.	49.675	at Podium Challenge	2/28/25
4.	49.650	vs. Alabama	3/1/24
		at Sprouts Collegiate Quad	1/13/24
		vs. Kentucky	3/1/02
7	49.625	vs. No. 10 Georgia	3/7/25
		at NCAA Fayetteville Regional Final	4/6/24
		vs. North Carolina	3/15/24
		vs. Alabama	1/19/18
11.	49.600	at SEC Championships	3/23/25
		at Auburn	3/14/25
		at Arizona	3/15/19
		vs. Arkansas	1/5/18
		vs. Iowa	1/9/15
		at Metroplex Challenge	2/15/14
17.	49.575	at Podium Challenge	3/8/24
		at NC State	3/9/18
19.	49.550	vs. Arkansas	2/2/24
		vs. Florida	2/12/21
		vs. Auburn	3/4/18
		at GymQuarters Invite	2/16/18
		vs. Alabama	2/8/02
		vs. Centenary	2/13/98
25.	49.525	at NCAA Denver Regionals	4/2/23
		vs. Arkansas	2/28/20
		vs. Florida	1/18/19
		vs. Denver	1/26/01
29.	49.500	vs. West Virginia	3/10/23
		vs. Florida	2/17/23
		vs. Oklahoma	1/16/23
		vs. Centenary	1/7/22
		vs. NC State	2/1/19
		NCAA Championships Semifinal I	4/20/18
		vs. George Washington and Iowa	2/19/17
		vs. Florida	2/20/15
		vs. Missouri	2/28/14
		vs. North Carolina/Illinois-Chicago	2/20/09
		vs. Rhode Island/Centenary	3/14/02

### Beam

1.	49.7625	at NCAA Final Four	4/20/24
2.	49.725	vs. Auburn	2/16/24
		vs. Arizona	3/17/18
		at NCAA Super Six Finals	4/15/17
		at Oklahoma	3/11/05
6.	49.675	vs. No. 10 Georgia	3/7/25
7.	49.650	vs. Alabama	2/18/22
		vs. Oregon State	3/8/19
		vs. Georgia	3/1/19
10.	49.625	vs. North Carolina	3/15/24
		vs. Arkansas	2/2/24
		vs. Georgia	2/6/15
13.	49.600	NCAA Baton Rouge Regional	4/5/14
14.	49.5875	at NCAA Semifinal I	4/18/24

16.	49.575	at NCAA Championships Semifinal II	4/17/17
		at Podium Challenge	2/28/25
		at Georgia	1/10/20
		at GymQuarters	2/17/17
		at Florida	2/26/16
20.	49.550	vs. Missouri	1/31/25
		at Alabama	2/24/23
		vs. Florida	2/17/23
		at SEC Championships	3/19/22
		vs. Florida	2/12/21
		vs. New Hampshire	3/10/17
		at Texas Woman's	3/13/05
27.	49.525	at NCAA Regional Final	4/3/21
		at Florida	1/24/20
		vs. Auburn	3/4/18
		at GymQuarters	2/16/18
		at Arkansas	2/10/17

### Floor

1.	49.775	vs. Alabama	3/1/24
		at Florida	2/23/24
		vs. Arkansas	2/2/24
		vs. Auburn	2/5/22
5.	49.750	vs. West Virginia	3/10/23
6.	49.725	at NCAA Semifinal I	4/18/24
		vs. Kentucky	1/19/24
8.	49.7125	at NCAA Championships Semifinal II	4/14/17
9.	49.700	vs. No. 1 Oklahoma	2/14/25
		at NCAA Fayetteville Regional Second Rd	4/4/24
		vs. Auburn	3/4/18
		vs. Auburn	2/19/16
		vs. Minnesota	3/6/15
		vs. Missouri	2/28/14
15.	49.675	vs. No. 10 Georgia	3/7/25
		at SEC Championship Session II	3/23/24
		at Podium Challenge	3/8/24
		vs. Georgia	2/3/23
		vs. Utah	3/11/22
		vs. Oregon State	3/8/19
		vs. Ohio State	3/5/04
22.	49.650	at Auburn	3/14/25
		vs. Missouri	3/5/21
		at Missouri	2/9/18
		NCAA Baton Rouge Regional	4/5/14
26.	49.625	at SEC Championships	3/23/25
		at NCAA Fayetteville Regional Final	4/6/24
		vs. Auburn	2/16/24
		at SEC Championship Session II	3/18/23
		vs. Florida	3/5/17
		at Texas Woman's/Oregon State/New Hampshire	3/12/16
		vs. Alabama	3/4/16
		vs. Georgia	2/6/15
		at SEC Championship Session II	3/23/13
35.	49.6125	at NCAA Finals	4/20/24
36.	49.600	vs. North Carolina	3/15/24
		at SEC Championship Session II	3/23/19
		vs. Texas Woman's	2/18/18
		at Centenary/Texas Woman's	3/21/03
40.	49.575	at Alabama	2/24/23
		vs. Florida	2/17/23
		at Centenary/New Hampshire	3/13/15
		vs. Florida	2/20/15
		vs. Missouri	3/14/98

### Team

1.	198.575	vs. Georgia	3/7/25
2.	198.475	vs. Arkansas	2/2/24
3.	198.425	at Podium Challenge	3/8/24
4.	198.375	vs. Minnesota	3/6/15
5.	198.325	vs. Alabama	3/1/24
		NCAA Baton Rouge Regional	4/5/14
7.	198.300	vs. Auburn	2/16/24
8.	198.2750	at NCAA Championships Semifinal II	4/17/17
9.	198.250	at NCAA Fayetteville Regional Final	4/6/24
		vs. North Carolina	3/15/24
11.	198.2250	at NCAA Finals	4/20/24
12.	198.200	at SEC Championships	3/23/25
		at Auburn	3/14/25
14.	198.175	at Arizona	3/15/19
		vs. Texas Woman's	2/18/18
		vs. Florida	3/5/17
17.	198.150	vs. Oregon State	3/8/19
18.	198.125	at Podium Challenge	2/28/25
		vs. Kentucky	1/19/24
		vs. Utah	3/11/22
		vs. Arizona	3/17/18
22.	198.1125	at NCAA Finals	4/20/24
23.	198.100	vs. Florida	2/17/23
		vs. Auburn	3/4/18
25.	198.075	at SEC Championship Session II	3/23/24
		at GymQuarters	2/16/18
		at SEC Championship Session II	3/18/17

## 2025 LSU Gymnastics - at Penn State Regional

### PERFECT 10.00 SCORES

#### Total Perfect 10.0 Scores in LSU History: 102

##### Vault (40)

Kailin Chio	at Auburn	3/14/25
Haleigh Bryant	at Fayetteville Regional Final	4/6/24
Haleigh Bryant	at Podium Challenge	3/8/24
Haleigh Bryant	vs. West Virginia	3/10/23
Haleigh Bryant	at Alabama	2/24/23
Aleah Finnegan	at Auburn	2/10/23
Haleigh Bryant	vs. Missouri	1/20/23
Haleigh Bryant	vs. Utah	3/11/22
Haleigh Bryant	at Missouri w/ Arkansas	2/20/22
Haleigh Bryant	vs. Auburn	2/5/22
Haleigh Bryant	at NCAA Regional Final (Salt Lake City, Utah)	4/3/21
Haleigh Bryant	vs. Missouri	3/5/21
Kiya Johnson	at GymQuarters	2/14/20
Kennedi Edney	at Arizona	3/15/19
Ashleigh Gnat	at SEC Championship Session II	3/18/17
Ashleigh Gnat	vs. Florida	3/5/17
Ashleigh Gnat	at Alabama	1/13/17
Ashleigh Gnat	at Metroplex Challenge	1/30/16
Ashleigh Gnat	vs. Kentucky	1/22/16
Rheagan Courville	vs. Minnesota	3/6/15
Jessie Jordan	vs. Minnesota	3/6/15
Rheagan Courville	at Metroplex Challenge	2/15/14
Rheagan Courville	at SEC Championship Session II	3/23/13
Sarie Morrison	vs. Arkansas	2/15/13
Ashleigh Clare-Kearney	vs. North Carolina State	3/7/09
Ashleigh Clare-Kearney	at NCAA Regional Championships (Baton Rouge)	4/12/08
Ashleigh Clare-Kearney	vs. Michigan State	2/29/08
Ashleigh Clare-Kearney	at Super Six Challenge (Fayetteville, Ark.)	1/5/07
April Burkholder	at Oklahoma	3/11/05
April Burkholder	at Texas Woman's/Arizona	2/23/04
Stephanie Hyett	vs. Illinois-Chicago	3/7/97
Jennifer Wood	vs. New Hampshire/Missouri/Centenary	3/15/96
Jennifer Wood	vs. Alabama	2/23/96
Jennifer Wood	at NCAA Regional Championships	4/7/95
Jennifer Wood	vs. Florida	3/3/95
Jennifer Wood	vs. Arizona	2/24/95
Jennifer Wood	vs. Georgia	2/17/95
Jennifer Wood	vs. Kentucky	3/4/94
Jennifer Wood	vs. North Carolina State	2/25/94
Jennifer Wood	vs. Alabama	2/18/94

##### Bars (10)

Haleigh Bryant	at Fayetteville Regional Final	4/6/24
Haleigh Bryant	at Podium Challenge	3/8/24
Haleigh Bryant	vs. Kentucky	1/19/24
Konnor McClain	at Sprouts Collegiate Quad	1/13/24
Haleigh Bryant	vs. West Virginia	3/10/23
Sarah Finnegan	at Arizona	3/15/19
Lexie Priessman	vs. Georgia	3/1/19
Sarah Finnegan	vs. Arizona	3/17/18
Sharene Mamby	vs. Denver	1/26/01
Syreeta Barnett	vs. Illinois-Chicago	3/7/97

##### Beam (13)

Aleah Finnegan	vs. Georgia	3/7/25
Konnor McClain	at SEC Championships	3/23/24
Haleigh Bryant	at Georgia	2/9/24
Konnor McClain	at Missouri	1/26/24
Aleah Finnegan	vs. Florida	2/17/23
Kiya Johnson	vs. Alabama	2/18/22
Kiya Johnson	at Florida	1/24/20
Sarah Finnegan	vs. Georgia	3/1/19
Sarah Finnegan	vs. Arizona	3/17/18
April Burkholder	at Oklahoma	3/11/05
Terin Martinjak	at Centenary	3/12/04
April Burkholder	at Centenary	3/12/04
Amy McClosky	vs. New Hampshire/Missouri/Centenary	3/15/96

##### Floor (39)

Aleah Finnegan	at Fayetteville Regional Second Round	4/4/24
Haleigh Bryant	vs. Alabama	3/1/24
Aleah Finnegan	at Florida	2/23/24
Aleah Finnegan	vs. Auburn	2/16/24
Haleigh Bryant	vs. Arkansas	2/2/24
Kiya Johnson	vs. Kentucky	1/19/24
Haleigh Bryant	vs. West Virginia	3/10/23
Aleah Finnegan	at Alabama	2/24/23
Aleah Finnegan	vs. Georgia	2/3/23
Kiya Johnson	vs. Auburn	2/5/22
Kiya Johnson	at SEC Championship Session II	3/20/21
Kiya Johnson	vs. Missouri	3/5/21
Kiya Johnson	vs. Arkansas	1/5/21
Sarah Finnegan	at SEC Championship Session II	3/23/19
McKenna Kelley	vs. Oregon State	3/8/19
Kennedi Edney	vs. Oregon State	3/8/19
Myia Hambrick	vs. Auburn	3/4/18
Sarah Finnegan	vs. Auburn	3/4/18



# 2025 LSU Gymnastics - at Penn State Regional

## ALL-TIME OPPONENT RECORDS

OPPONENT	OVERALL W-L-T	HOME W-L-T	AWAY W-L-T	NEUTRAL W-L-T	REGULAR SEASON W-L-T	POSTSEASON W-L-T	LAST MEETING W-L-T
Air Force	1-0-0	0-0-0	1-0-0	0-0-0	1-0-0	0-0-0	1978
Alabama	35-102-2	15-17-2	7-26-0	13-60-0	23-62-2	12-40-0	2025
Amarillo College	1-0-0	0-0-0	0-0-0	1-0-0	1-0-0	0-0-0	1977
Arizona	20-9-0	4-2-0	2-2-0	14-5-0	8-8-0	12-1-0	2021
Arizona State	14-9-0	3-2-0	2-1-0	10-6-0	4-4-0	10-5-0	2021
Arkansas	47-7-1	9-1-0	8-3-1	30-3-0	33-6-1	14-1-0	2025
Arkansas-Little Rock	1-0-0	1-0-0	0-0-0	0-0-0	1-0-0	0-0-0	1976
Auburn	90-18-0	29-4-0	15-8-0	47-6-0	68-13-0	23-5-0	2025
Ball State	4-0-0	1-0-0	0-0-0	3-0-0	3-0-0	1-0-0	2005
Boise State	3-0-0	0-0-0	0-0-0	3-0-0	1-0-0	2-0-0	2017
BYU	12-0-0	3-0-0	0-0-0	9-0-0	7-0-0	5-0-0	2024
Cal State Fullerton	2-4-0	0-1-0	0-0-0	2-3-0	0-0-0	2-4-0	2003
California Berkeley	7-0-0	1-0-0	0-0-0	6-0-0	4-0-0	3-0-0	2025
Centenary	33-1-0	16-0-0	12-1-0	5-0-0	33-1-0	0-0-0	2022
Central Michigan	4-0-0	2-0-0	0-0-0	2-0-0	0-0-0	4-0-0	2013
Clarion	0-1-0	0-0-0	0-0-0	0-1-0	0-0-0	0-1-0	1979
Colorado	3-0-0	1-0-0	2-0-0	0-0-0	3-0-0	0-0-0	1980
Colorado State	2-0-0	0-0-0	2-0-0	0-0-0	2-0-0	0-0-0	1980
Denver	11-3-0	3-0-0	0-1-0	8-2-0	7-2-0	4-1-0	2023
Eastern Kentucky	1-0-0	0-0-0	0-0-0	1-0-0	0-0-0	1-0-0	1979
Florida	48-78-0	18-12-0	8-29-0	22-37-0	32-56-0	16-22-0	2025
Furman	1-0-0	1-0-0	0-0-0	0-0-0	1-0-0	0-0-0	1976
George Washington	12-0-0	3-0-0	2-0-0	7-0-0	9-0-0	3-0-0	2025
Georgia	48-71-2	12-12-1	8-22-0	28-37-1	28-55-2	20-16-0	2025
Georgia College	1-0-0	0-0-0	0-0-0	1-0-0	1-0-0	0-0-0	1991
Houston Baptist	8-0-0	3-0-0	4-0-0	1-0-0	8-0-0	0-0-0	1991
Illinois	10-1-0	2-0-0	0-0-0	8-1-0	3-1-0	7-0-0	2014
Illinois-Chicago	11-1-0	6-0-0	0-0-0	5-1-0	8-1-0	3-0-0	2009
Illinois State	7-0-0	1-0-0	0-0-0	6-0-0	3-0-0	4-0-0	2002
Indiana of Pennsylvania	2-0-0	0-0-0	0-0-0	2-0-0	2-0-0	0-0-0	1992
Indiana State	2-0-0	2-0-0	0-0-0	0-0-0	1-0-0	1-0-0	1986
Iowa	13-3-0	6-0-0	3-0-0	4-3-0	11-1-0	2-2-0	2022
Iowa State	14-1-0	5-1-0	1-0-0	8-0-0	6-1-0	8-0-0	2024
Jacksonville State	5-0-0	4-0-0	1-0-0	0-0-0	4-0-0	1-0-0	1985
Kent State	6-0-0	3-0-0	0-0-0	5-0-0	1-0-0	5-0-0	2014
Kentucky	90-10-0	25-2-0	17-6-0	48-2-0	75-9-0	15-1-0	2025
Lindenwood	1-0-0	0-0-0	0-0-0	1-0-0	1-0-0	0-0-0	2020
Louisville	2-2-0	1-0-0	0-1-0	1-1-0	1-1-0	1-1-0	1982
Maryland	9-0-0	2-0-0	2-0-0	5-0-0	6-0-0	3-0-0	2018
Massachusetts	1-0-0	0-0-0	0-0-0	1-0-0	0-0-0	1-0-0	2001
Memphis State	4-1-0	3-0-0	1-1-0	0-0-0	4-1-0	0-0-0	1984
Michigan	14-13-1	4-1-0	0-5-0	10-7-1	5-2-0	9-11-1	2023
Michigan State	24-3-0	11-0-0	1-1-0	12-1-0	9-3-0	15-0-0	2016
Minnesota	20-0-0	6-0-0	1-0-0	13-0-0	6-0-0	14-0-0	2024
Miss. Univ. for Women	1-0-0	1-0-0	0-0-0	0-0-0	1-0-0	0-0-0	1977
Missouri	51-10-0	18-0-0	10-6-0	23-4-0	32-7-0	18-3-0	2025
Montana	1-0-0	0-0-0	0-0-0	1-0-0	1-0-0	0-0-0	1985
Montana State	1-0-0	0-0-0	0-0-0	1-0-0	1-0-0	0-0-0	1981
Nebraska	18-14-1	4-1-0	1-1-1	13-12-0	4-4-1	14-10-0	2023
New Hampshire	13-0-0	5-0-0	1-0-0	7-0-0	9-0-0	4-0-0	2017
New Mexico	1-2-0	1-0-0	0-1-0	0-1-0	1-2-0	0-0-0	1985
North Carolina	6-0-0	2-0-0	0-0-0	4-0-0	4-0-0	2-0-0	2024
N.C. State	20-0-0	7-0-0	5-0-0	8-0-0	15-0-0	5-0-0	2022
Northern Colorado	2-0-0	1-0-0	1-0-0	0-0-0	2-0-0	0-0-0	1980
Northern Illinois	4-0-0	0-0-0	0-0-0	4-0-0	2-0-0	2-0-0	1994
Ohio State	14-0-0	4-0-0	3-0-0	7-0-0	5-0-0	9-0-0	2024
Oklahoma	13-25-0	3-3-0	1-2-0	9-20-0	6-11-0	7-14-0	2025

2025 LSU Gymnastics - at Penn State Regional

ALL-TIME OPPONENT RECORDS

OPPONENT	OVERALL W-L-T	HOME W-L-T	AWAY W-L-T	NEUTRAL W-L-T	REGULAR SEASON W-L-T	POSTSEASON W-L-T	LAST MEETING
Oklahoma State	5-0-0	4-0-0	0-0-0	1-0-0	1-0-0	4-0-0	1984
Oral Roberts	3-0-0	3-0-0	0-0-0	0-0-0	0-0-0	3-0-0	1982
Oregon	1-0-0	0-0-0	0-0-0	1-0-0	1-0-0	0-0-0	1981
Oregon State	19-8-2	3-1-0	2-2-1	14-5-1	6-3-0	13-5-2	2024
Penn State	16-17-0	7-2-0	2-5-0	7-10-0	9-12-0	7-5-0	2010
Pittsburgh	5-1-0	0-0-0	0-0-0	5-1-0	4-0-0	1-1-0	2022
Portland State	1-0-0	0-0-0	0-0-0	1-0-0	1-0-0	0-0-0	1981
Rhode Island	5-0-0	3-0-0	0-0-0	2-0-0	4-0-0	1-0-0	2002
Rutgers	1-0-0	0-0-0	0-0-0	1-0-0	0-0-0	1-0-0	2005
San Jose State	1-0-0	0-0-0	0-0-0	1-0-0	0-0-0	1-0-0	2003
Seattle Pacific	1-0-0	0-0-0	0-0-0	1-0-0	1-0-0	0-0-0	2012
SE Missouri State	9-1-0	3-0-0	0-0-0	6-1-0	5-0-0	4-1-0	2009
Southern California	0-1-0	0-0-0	0-0-0	0-1-0	0-0-0	0-1-0	1979
Southern Illinois	2-0-0	2-0-0	0-0-0	0-0-0	0-0-0	2-0-0	1986
Southern Mississippi	2-0-0	2-0-0	0-0-0	0-0-0	2-0-0	0-0-0	1977
UL-Lafayette	1-0-0	1-0-0	0-0-0	0-0-0	1-0-0	0-0-0	1975
Southwest Missouri State	1-1-0	1-0-0	0-0-0	0-1-0	1-0-0	0-1-0	1979
Southwest Texas State	3-0-0	1-0-0	0-0-0	2-0-0	2-0-0	1-0-0	1980
Stanford	9-6-0	2-1-0	0-0-0	7-5-0	2-0-0	7-6-0	2024
Tennessee	1-0-0	0-0-0	1-0-0	0-0-0	1-0-0	0-0-0	1976
Texas	5-0-0	3-0-0	2-0-0	0-0-0	4-0-0	1-0-0	1981
Texas A&M	5-0-0	4-0-0	1-0-0	0-0-0	3-0-0	2-0-0	1980
Texas Woman's	17-0-0	8-0-0	7-0-0	2-0-0	17-0-0	0-0-0	2024
Towson State	2-0-0	0-0-0	0-0-0	2-0-0	1-0-0	1-0-0	2003
UTEP	1-0-0	0-0-0	0-0-0	1-0-0	1-0-0	0-0-0	1981
UCLA	8-25-1	1-1-0	1-5-0	6-19-1	3-5-0	5-20-1	2024
UC Santa Barbara	2-0-0	0-0-0	0-0-0	2-0-0	2-0-0	0-0-0	1997
Utah	11-32-0	4-2-0	1-10-0	6-20-0	6-6-0	5-26-0	2025
Utah State	5-1-0	2-0-0	0-0-0	3-1-0	2-0-0	3-1-0	2020
Washington	14-4-0	2-0-0	3-0-0	8-4-0	8-1-0	6-3-0	2023
West Virginia	12-0-0	6-0-0	1-0-0	6-0-0	8-0-0	4-0-0	2023
Western Michigan	3-0-0	1-0-0	0-0-0	2-0-0	3-0-0	0-0-0	2006
Wisconsin	2-0-0	0-0-0	0-0-0	2-0-0	1-0-0	1-0-0	1990
OVERALL	896-463-10	296-63-3	136-131-3	465-269-4	586-267-6	310-196-4	

## 2025 LSU Gymnastics - at Penn State Regional

### TOP GYMNASTICS ATTENDANCE FIGURES IN MARAVICH CENTER HISTORY

RANK	ATTENDANCE	OPPONENT	DATE	RESULT	SCORE
1.	13,729	Alabama	1/19/18	W	197.450-196.725
2.	13,659	Auburn	2/5/22	W	197.975-197.750
3.	13,515	Florida	1/17/25	W	197.550-197.450
4.	13,476	Georgia	3/7/25	W	198.575-197.175
5.	13,386	Oklahoma	2/14/25	W	198.050-197.675
6.	13,296	Alabama	3/4/16	W	197.925-196.225
7.	13,283	North Carolina	3/15/24	W	198.250-196.075
8.	13,185	Kentucky	2/2/18	W	197.225-196.700
9.	13,179	Minnesota	3/6/15	W	198.375-195.450
10.	13,082	Missouri	1/31/25	W	198.000-197.125
11.	12,838	Kentucky	3/4/22	L	197.500-197.450
12.	12,740	Auburn	2/16/24	W	198.300-197.100
13.	12,637	Alabama	1/31/20	L	196.775-196.425
14.	12,609	Florida	3/5/17	W	198.150-196.600
15.	12,580	Alabama	3/1/24	W	198.325-197.325
16.	12,538	Arkansas	2/2/24	W	198.475-196.200
17.	12,450	West Virginia	3/10/23	W	198.025-196.450
18.	12,331	Kentucky	1/19/24	W	198.125-197.600
19.	12,324	Iowa State	1/3/25	W	197.300-194.100
20.	12,217	Florida	2/20/15	W	197.950-197.425
21.	12,147	Arkansas	2/28/20	W	197.125-195.725
22.	12,099	Georgia	2/3/23	W	197.700-196.925
23.	12,093	Florida	1/18/19	L	197.500-197.425
24.	12,090	Auburn	3/4/18	W	198.100-195.625
25.	12,065	Oklahoma	1/16/23	L	197.450-197.600
26.	12,023	Ohio State	1/5/24	W	196.975-196.775
27.	11,966	Missouri	1/20/23	W	197.150-196.525
28.	11,887	Florida	2/17/23	W	198.100-197.975
29.	11,532	Texas Woman's	1/20/17	W	197.475-192.625
30.	11,515	NC State	2/1/19	W	197.150-195.375
31.	11,287	Arizona	3/17/18	W	198.125-195.525
32.	11,227	Auburn	1/17/20	W	196.575-196.275
33.	11,069	Kentucky	2/16/20	W	197.500-196.625
34.	11,055	Texas Woman's	2/18/18	W	198.175-194.200
35.	11,047	Missouri	2/17/19	W	197.650-195.475
36.	11,015	Oregon State	3/8/19	W	198.150-196.375
37.	10,788	Cal	1/4/19	W	196.775-195.650
38.	10,755	Arkansas	1/5/18	W	197.150-195.350
39.	10,177	Auburn	2/19/16	W	197.825-197.125
40.	10,052	Kentucky	1/22/16	W	196.575-195.100

### YEAR-BY-YEAR HOME RECORD

YEAR	MEETS	RECORD	PERCENTAGE	YEAR	MEETS	RECORD	PERCENTAGE
1975	3	5-0	1.000	2003	4	2-2	.500
1976	4	8-0	1.000	2004	6	10-1	.909
1977	5	6-0	1.000	2005	6	8-0	1.000
1978	5	7-0	1.000	2006	8	9-7	.563
1979	5	11-1	.917	2007	6	4-2	.667
1980	6	9-0	1.000	2008	7	11-1	.917
1981	4	7-1	.875	2009	5	5-1	.833
1982	5	5-0	1.000	2010	6	6-0	1.000
1983	3	3-0	1.000	2011	5	2-3	.400
1984	3	3-0	1.000	2012	5	4-1	.800
1985	6	2-4	.333	2013	5	4-1	.800
1986	5	8-1	.889	2014	7	11-0	1.000
1987	5	6-0	1.000	2015	5	5-0	1.000
1988	6	11-1-1	.846	2016	5	5-0	1.000
1989	6	8-1	.889	2017	6	7-0	1.000
1990	5	5-0	1.000	2018	6	6-0	1.000
1991	5	2-3	.400	2019	8	11-1	.917
1992	6	4-8	.333	2020	5	4-1	.800
1993	5	9-3	.750	2021	4	3-1	.750
1994	3	3-0-1	.875	2022	5	4-3	.571
1995	5	5-2	.714	2023	5	4-1	.800
1996	5	8-4	.667	2024	6	6-0	1.000
1997	5	3-1-1	.700	2025	5	5-0	1.000
1998	6	8-3	.727	<b>TOTAL</b>	<b>269</b>	<b>317-63-5</b>	<b>.827</b>
1999	6	11-2	.846				
2000	5	5-0	1.000				
2001	5	7-1	.875				
2002	7	12-0	1.000				



# 2025 LSU Gymnastics - at Penn State Regional

## 2025 TEAM RESULTS

Overall Record: 18-2 Regular Season Record: 18-2 Postseason Record: 7-0 SEC Record: 7-1 Home: 5-0 Away: 4-1 Neutral: 9-1

DATE	MEET	TEAMS	RESULT	TEAM SCORE	VAULT	BARS	BEAM	FLOOR	ATTENDANCE
1/3	Iowa State	#3 LSU	W	197.300	49.350	49.275	49.175	49.500	12,324
		#32 Iowa State	L	194.100	48.825	47.750	48.725	48.800	
1/11	at Sprouts Farmers Market Collegiate Quad (Oklahoma City, Okla.)	#1 Oklahoma	L	197.950	49.200	49.700	49.525	49.525	4,659
		#2 LSU		197.650	49.450	49.425	49.250	49.525	
		#6 California	W	197.275	49.275	49.325	49.325	49.350	
		#4 Utah	W	196.800	49.200	49.275	49.075	49.250	
1/17	Florida^	#2 LSU	W	197.550	49.350	49.300	49.525	49.375	13,315
		#7 Florida	L	197.450	49.450	49.025	49.475	49.500	
1/24	at Arkansas^	#17 Arkansas	W	196.875	49.250	49.250	48.850	49.525	9,874
		#2 LSU	L	196.600	49.350	49.375	49.025	48.850	
1/31	Missouri^	#3 LSU	W	198.000	49.550	49.425	49.550	49.475	13,082
		#9 Missouri	L	197.175	49.175	49.350	49.325	49.325	
2/7	at Alabama^	#3 LSU	W	197.300	49.450	49.275	49.250	49.325	10,474
		#14 Alabama	L	197.075	49.175	49.275	49.125	49.500	
2/14	Oklahoma^	#2 LSU	W	198.050	49.600*	49.250	49.500	49.700*	13,386
		#1 Oklahoma	L	197.675	49.425	49.425	49.250	49.575	
2/21	at Kentucky^	#3 LSU	W	197.200	49.200	49.325	49.350	49.325	6,098
		#9 Kentucky	L	197.075	49.175	49.150	49.325	49.425	
2/28	at Podium Challenge	#2 LSU	W	198.125	49.325	49.675*	49.575	49.550	2,649
		George Washington	L	197.075	49.175	49.150	49.325	49.425	
3/7	Georgia^	#2 LSU	W	198.575*	49.600*	49.625	49.675*	49.675	13,476
		#10 Georgia	L	197.175	49.200	49.275	49.200	49.500	
3/14	at Auburn^	#2 LSU	W	198.200	49.575	49.600	49.375	49.650	9,121
		#14 Auburn	L	197.550	49.425	49.400	49.150	49.575	
3/22	SEC Championships^ (Birmingham, Ala.)	#2 LSU	W	198.200	49.525	49.600	49.450	49.625	
		#1 Oklahoma	L	197.925	49.425	49.550	49.475	49.475	
		#3 Florida	L	197.825	49.500	49.850	49.100	49.375	
		#7 Missouri	L	197.400	49.100	49.575	49.125	49.600	
		#13 Alabama	L	197.100	49.300	49.275	49.275	49.250	
		#8 Kentucky	L	196.775	49.125	49.125	49.100	49.425	
		#10 Georgia	L	195.950	49.000	49.200	48.825	49.125	
		#12 Auburn	L	195.950	48.925	48.675	49.000	49.350	
4/4	NCAA Regional	--	--	--	--	--	--	--	--
4/6	NCAA Regional Final	--	--	--	--	--	--	--	--
4/17	NCAA Semifinal (Fort Worth, Texas)	--	--	--	--	--	--	--	--
4/19	NCAA Championship (Fort Worth, Texas)	--	--	--	--	--	--	--	--
				Season Average	VT Avg.	UB Avg.	BB Avg.	FX Avg.	
				197.729	49.444	49.429	49.392	49.465	

### KEY

^ - Denotes SEC meet, \* - Denotes season high, # - Denotes School Record, + - Denotes advanced on tiebreaker

## 2025 LSU Gymnastics - at Penn State Regional

### POSSIBLE LINEUPS (based off previous week)

<b>Vault</b>	<b>Season High</b>	<b>Beam</b>	<b>Season High</b>	<b>All-Around</b>	<b>Season High</b>
KJ Johnson	9.900	Sierra Ballard	9.950	Haleigh Bryant	39.775
Lexi Zeiss	9.900	Kylie Coen	9.900	Kailin Chio	39.800
Aleah Finnegan	9.950	Kailin Chio	9.950	Aleah Finnegan	39.725
Amari Drayton	9.950	Konnor McClain	9.950		
Kailin Chio	10.000	Haleigh Bryant	9.950		
Haleigh Bryant	9.950	Aleah Finnegan	10.000		
<b>Bars</b>	<b>Season High</b>	<b>Floor</b>	<b>Season High</b>		
Lexi Zeiss	9.925	Kylie Coen	9.900		
Ashley Cowan	9.950	Sierra Ballard	9.950		
Aleah Finnegan	9.950	Kailin Chio	9.975		
Kailin Chio	9.925	Amari Drayton	9.950		
Konnor McClain	9.975	Aleah Finnegan	9.975		
Haleigh Bryant	9.975	Haleigh Bryant	9.975		

### 2025 GYMNAST SEASON AND CAREER HIGHS

<b>NAME</b>	<b>SEASON HIGHS</b>					<b>CAREER HIGHS</b>				
	<b>VAULT</b>	<b>BAR</b>	<b>BEAM</b>	<b>FLOOR</b>	<b>ALL-AROUND</b>	<b>VAULT</b>	<b>BAR</b>	<b>BEAM</b>	<b>FLOOR</b>	<b>ALL-AROUND</b>
Sierra Ballard	--	--	9.950	9.950	--	--	--	9.950	9.950	--
Chase Brock	9.925	--	--	9.875	--	9.975	9.875	--	9.925	--
Haleigh Bryant	9.950	9.975	9.950	9.975	39.775	10.000	10.000	10.000	10.000	39.925
Kailin Chio	10.000	9.950	9.950	9.975	39.800	10.000	9.950	9.950	9.975	39.800
Kylie Coen	--	--	9.900	9.900	--	--	--	9.900	9.900	--
Ashley Cowan	--	9.950	--	--	--	--	9.950	--	--	--
Amari Drayton	9.950	--	9.675	9.950	--	9.975	--	--	9.950	--
Olivia Dunne	--	9.725	9.825	9.875	--	--	9.925	--	9.900	--
Aleah Finnegan	9.950	9.950	10.000	9.975	39.725	10.000	9.950	10.000	10.000	39.800
Alexis Jeffrey	--	9.925	--	--	--	--	9.950	9.925	9.750	--
KJ Johnson	9.900	--	--	--	--	9.950	--	9.875	9.975	--
Kaliya Lincoln	9.950	--	--	9.925	--	9.950	--	--	9.925	--
Konnor McClain	--	9.975	9.950	--	--	--	10.000	10.000	9.975	--
Leah Miller	9.775	--	--	9.875	--	9.775	--	--	9.875	--
Zoe Miller	--	--	--	--	--	--	--	--	--	--
Victoria Roberts	--	--	--	--	--	--	--	--	--	--
Alyona Shchennikova	--	--	--	--	--	9.950	9.950	9.925	9.975	39.525
Tori Tatum	--	--	--	--	--	8.750	9.950	--	--	--
Kathryn Weillbacher	--	--	--	--	--	9.950	9.875	9.900	9.925	39.500
Bryce Wilson	--	--	--	--	--	9.925	--	9.850	--	--
Lexi Zeiss	9.900	9.925	--	--	--	9.900	9.925	--	--	--

### 2025 INDIVIDUAL TITLES

#### Jan. 3 vs. Iowa State

Aleah Finnegan - VT (9.950), UB (9.900), BB (9.925), FX (9.950), AA (39.725)  
Kailin Chio - UB (9.900), BB (9.925)

#### Feb. 7 at #14 Alabama

Kailin Chio - VT (9.975), BB (9.925), AA (39.650)  
Ashley Cowan - UB (9.900)  
Konnor McClain - UB (9.900)

#### March 14 at #14 Auburn

Kailin Chio - VT (10.000)  
Haleigh Bryant - UB (9.975), BB (9.950), AA (39.775)  
Aleah Finnegan - FX (9.975)

#### Jan. 11 at Sprouts Collegiate Quad

Aleah Finnegan - FX (9.975)  
Kailin Chio - VT (9.950)

#### Feb. 14 vs. #1 Oklahoma

Kailin Chio - FX (9.950), AA (39.650)  
Amari Drayton - FX (9.950)  
Haleigh Bryant - FX (9.950)  
Sierra Ballard - BB (9.950)

#### March 23 at SEC Championships

Haleigh Bryant - BB (9.925), AA (39.725)  
Aleah Finnegan - BB (9.925)

#### Jan. 17 vs. #7 Florida

Aleah Finnegan - VT (9.950), FX (9.950), AA (39.500)  
Konnor McClain - UB (9.925)  
Haleigh Bryant - BB (9.950)

#### Feb. 21 at #9 Kentucky

Kailin Chio - VT (9.925), UB (9.875), AA (39.575)  
Ashley Cowan - UB (9.875)  
Lexi Zeiss - UB (9.875)

#### Jan. 24 at #17 Arkansas

Kailin Chio - VT (9.950)  
Konnor McClain - UB (9.925)  
Aleah Finnegan - BB (9.925)

#### Feb. 28 at Podium Challenge

Haleigh Bryant - VT (9.950), AA (39.725)  
Kailin Chio - UB (9.950), BB (9.950)  
Konnor McClain - UB (9.950)  
Sierra Ballard - FX (9.950)

#### Jan. 31 vs. #9 Missouri

Aleah Finnegan - VT (9.925)  
Chase Brock - VT (9.925)  
Kaliya Lincoln - VT (9.925)  
Kailin Chio - UB (9.925), AA (39.650)  
Alexis Jeffrey - UB (9.925)  
Haleigh Bryant - FX (9.950)

#### March 7 vs. #10 Georgia

Kailin Chio - VT (9.950), FX (9.975), AA (39.800)  
Haleigh Bryant - FX (9.975)  
Aleah Finnegan - VT (9.950), BB (10.000)  
Amari Drayton - VT (9.950)  
Konnor McClain - UB (9.975)

2025 LSU Gymnastics - at Penn State Regional

2025 INDIVIDUAL RESULTS AND STATISTICS

Sierra Ballard

		Vault	Bars	Beam	Floor	A-A
1/3	Iowa State	--	--	9.250	9.850	--
1/11	at Sprouts Collegiate Quad	--	--	9.850	9.825	--
1/17	Florida	--	--	9.875	9.825	--
1/24	at Arkansas	--	--	9.800	--	--
1/31	Missouri	--	--	9.875	9.850	--
2/7	at Alabama	--	--	9.550	9.775	--
2/14	Oklahoma	--	--	9.950	9.925	--
2/21	at Kentucky	--	--	9.850	9.825	--
2/28	at Podium Challenge	--	--	9.850	9.950*	--
3/7	Georgia	--	--	9.850	9.900	--
3/14	at Auburn	--	--	9.825	9.875	--
3/22	SEC Championships	--	--	9.850	9.775	--
4/2	Regional Second Round	--	--	--	--	--
4/6	Regional Finals	--	--	--	--	--
4/17	NCAA Semifinals	--	--	--	--	--
4/19	NCAA Finals	--	--	--	--	--
Season Average		--	--	9.781	9.852	--
Season High		--	--	9.950	9.950	--
Career High		--	--	9.950	9.950	--

Chase Brock

		Vault	Bars	Beam	Floor	A-A
1/3	Iowa State	9.825	--	--	9.875	--
1/11	at Sprouts Collegiate Quad	9.925	--	--	9.825	--
1/17	Florida	9.825	--	--	--	--
1/24	at Arkansas	9.900	--	--	9.825	--
1/31	Missouri	9.925	--	--	9.875	--
2/7	at Alabama	9.775	--	--	--	--
2/14	Oklahoma	--	--	--	--	--
2/21	at Kentucky	--	--	--	--	--
2/28	at Podium Challenge	--	--	--	--	--
3/7	Georgia	--	--	--	--	--
3/14	at Auburn	--	--	--	--	--
3/22	SEC Championships	--	--	--	--	--
4/2	Regional Second Round	--	--	--	--	--
4/6	Regional Finals	--	--	--	--	--
4/17	NCAA Semifinals	--	--	--	--	--
4/19	NCAA Finals	--	--	--	--	--
Season Average		9.862	--	--	9.850	--
Season High		9.925	--	--	9.875	--
Career High		9.975	9.875	--	9.925	--

Haleigh Bryant

		Vault	Bars	Beam	Floor	A-A
1/3	Iowa State	--	--	--	--	--
1/11	at Sprouts Collegiate Quad	--	--	9.750	--	--
1/17	Florida	--	--	9.950	9.900	--
1/24	at Arkansas	--	--	9.800	9.875	--
1/31	Missouri	--	--	9.875	9.950	--
2/7	at Alabama	9.925	--	9.850	9.875	--
2/14	Oklahoma	9.950	--	9.825	9.950	--
2/21	at Kentucky	9.900	9.850	9.850	9.900	39.500
2/28	at Podium Challenge	9.950	9.925	9.925	9.925	39.725
3/7	Georgia	9.900	9.925	9.950	9.975	39.750
3/14	at Auburn	9.900	9.975	9.950	9.950	39.775
3/22	SEC Championships	9.950	9.900	9.925	9.950	39.725
4/2	Regional Second Round	--	--	--	--	--
4/6	Regional Finals	--	--	--	--	--
4/17	NCAA Semifinals	--	--	--	--	--
4/19	NCAA Finals	--	--	--	--	--
Season Average		9.925	9.915	9.877	9.925	39.695
Season High		9.950	9.975	9.950	9.975	39.775
Career High		10.000	10.000	10.000	10.000	39.925

Kailin Chio

		Vault	Bars	Beam	Floor	A-A
1/3	Iowa State	9.825	9.900	9.925	9.925	39.575
1/11	at Sprouts Collegiate Quad	9.950	9.900	9.850	9.925	39.625
1/17	Florida	9.925	9.225	9.925	9.825	38.900
1/24	at Arkansas	9.950	9.725	9.850	9.150	38.675
1/31	Missouri	9.875	9.925	9.950*	9.900	39.650
2/7	at Alabama	9.975	9.850	9.925	9.900	39.650
2/14	Oklahoma	9.950	9.900	9.925	9.950	39.725
2/21	at Kentucky	9.925	9.875	9.925	9.850	39.575
2/28	at Podium Challenge	9.875	9.950*	9.950*	9.900	39.675
3/7	Georgia	9.950	9.925	9.950*	9.975*	39.800*
3/14	at Auburn	10.000*	9.900	9.825	9.925	39.650
3/22	SEC Championships	9.900	9.950	9.850	9.950	39.650
4/2	Regional Second Round	--	--	--	--	--

4/6	Regional Finals	--	--	--	--	--
4/17	NCAA Semifinals	--	--	--	--	--
4/19	NCAA Finals	--	--	--	--	--
Season Average		9.925	9.835	9.904	9.848	39.513
Season High		10.000	9.950	9.950	9.975	39.800
Career High		10.000	9.950	9.950	9.975	39.800

Kylie Coen

		Vault	Bars	Beam	Floor	A-A
1/3	Iowa State	--	--	--	--	--
1/11	at Sprouts Collegiate Quad	--	--	--	--	--
1/17	Florida	--	--	9.875	--	--
1/24	at Arkansas	--	--	9.650	--	--
1/31	Missouri	--	--	9.900*	--	--
2/7	at Alabama	--	--	9.825	--	--
2/14	Oklahoma	--	--	9.875	--	--
2/21	at Kentucky	--	--	9.775	--	--
2/28	at Podium Challenge	--	--	9.800	9.900*	--
3/7	Georgia	--	--	9.875	9.875	--
3/14	at Auburn	--	--	9.825	9.875	--
3/22	SEC Championships	--	--	9.850	9.875	--
4/2	Regional Second Round	--	--	--	--	--
4/6	Regional Finals	--	--	--	--	--
4/17	NCAA Semifinals	--	--	--	--	--
4/19	NCAA Finals	--	--	--	--	--
Season Average		--	--	9.825	9.881	--
Season High		--	--	9.900	9.900	--
Career High		--	--	9.900	9.900	--

Ashley Cowan

		Vault	Bars	Beam	Floor	A-A
1/3	Iowa State	--	9.850	--	--	--
1/11	at Sprouts Collegiate Quad	--	9.950	--	--	--
1/17	Florida	--	9.825	--	--	--
1/24	at Arkansas	--	9.875	--	--	--
1/31	Missouri	--	9.850	--	--	--
2/7	at Alabama	--	9.900	--	--	--
2/14	Oklahoma	--	9.825	--	--	--
2/21	at Kentucky	--	9.875	--	--	--
2/28	at Podium Challenge	--	9.925	--	--	--
3/7	Georgia	--	9.850	--	--	--
3/14	at Auburn	--	9.900	--	--	--
3/22	SEC Championships	--	9.900	--	--	--
4/2	Regional Second Round	--	--	--	--	--
4/6	Regional Finals	--	--	--	--	--
4/17	NCAA Semifinals	--	--	--	--	--
4/19	NCAA Finals	--	--	--	--	--
Season Average		--	9.877	--	--	--
Season High		--	9.950	--	--	--
Career High		--	9.950	--	--	--

Amari Drayton

		Vault	Bars	Beam	Floor	A-A
1/3	Iowa State	9.925	--	9.675	9.875	--
1/11	at Sprouts Collegiate Quad	9.825	--	--	9.950*	--
1/17	Florida	9.875	--	--	9.750	--
1/24	at Arkansas	9.850	--	--	9.875	--
1/31	Missouri	9.750	--	--	9.900	--
2/7	at Alabama	9.900	--	--	9.900	--
2/14	Oklahoma	9.875	--	--	9.950*	--
2/21	at Kentucky	9.725	--	--	9.875	--
2/28	at Podium Challenge	9.850	--	--	9.875	--
3/7	Georgia	9.950	--	--	9.950*	--
3/14	at Auburn	9.800	--	--	9.925	--
3/22	SEC Championships	9.800	--	--	9.950	--
4/2	Regional Second Round	--	--	--	--	--
4/6	Regional Finals	--	--	--	--	--
4/17	NCAA Semifinals	--	--	--	--	--
4/19	NCAA Finals	--	--	--	--	--
Season Average		9.844	--	9.675	9.898	--
Season High		9.950	--	9.675	9.950	--
Career High		9.975	--	9.675	9.950	--



# 2025 LSU Gymnastics - at Penn State Regional

## 2025 INDIVIDUAL RESULTS AND STATISTICS

### Olivia Dunne

		Vault	Bars	Beam	Floor	A-A
1/3	Iowa State	--	--	9.825	9.875	--
1/11	at Sprouts Collegiate Quad	--	9.725	9.775	9.850	--
1/17	Florida	--	--	--	9.875	--
1/24	at Arkansas	--	--	--	9.700	--
1/31	Missouri	--	--	--	--	--
2/7	at Alabama	--	--	--	--	--
2/14	Oklahoma	--	--	--	--	--
2/21	at Kentucky	--	--	--	--	--
2/28	at Podium Challenge	--	--	--	--	--
3/7	Georgia	--	--	--	--	--
3/14	at Auburn	--	--	--	--	--
3/22	SEC Championships	--	--	--	--	--
4/2	Regional Second Round	--	--	--	--	--
4/6	Regional Finals	--	--	--	--	--
4/17	NCAA Semifinals	--	--	--	--	--
4/19	NCAA Finals	--	--	--	--	--
Season Average		--	9.725	9.800	9.825	--
Season High		--	9.725	9.825	9.875	--
Career High		--	9.925	9.825	9.900	--

### Aleah Finnegan

		Vault	Bars	Beam	Floor	A-A
1/3	Iowa State	9.950	9.900	9.925	9.950	39.725
1/11	at Sprouts Collegiate Quad	9.900	9.825	9.925	9.975	39.625
1/17	Florida	9.950	9.825	9.775	9.950	39.500
1/24	at Arkansas	9.750	9.850	9.925	9.575	39.100
1/31	Missouri	9.925	9.800	9.850	9.750	39.325
2/7	at Alabama	9.825	9.825	9.875	9.675	39.200
2/14	Oklahoma	9.875	9.850	9.700	9.800	39.225
2/21	at Kentucky	9.850	--	9.900	9.775	--
2/28	at Podium Challenge	9.825	9.850	9.925	--	--
3/7	Georgia	9.950	9.900	10.000	9.875	39.725
3/14	at Auburn	9.900	9.950*	9.875	9.975	39.700
3/22	SEC Championships	9.900	9.950	9.925	9.900	39.675
4/2	Regional Second Round	--	--	--	--	--
4/6	Regional Finals	--	--	--	--	--
4/17	NCAA Semifinals	--	--	--	--	--
4/19	NCAA Finals	--	--	--	--	--
Season Average		9.883	9.866	9.883	9.836	39.480
Season High		9.950	9.950	10.000	9.975	39.725
Career High		10.000	9.950	10.000	10.000	39.800

### Alexis Jeffrey

		Vault	Bars	Beam	Floor	A-A
1/3	Iowa State	--	9.825	--	--	--
1/11	at Sprouts Collegiate Quad	--	--	--	--	--
1/17	Florida	--	9.900	--	--	--
1/24	at Arkansas	--	9.875	--	--	--
1/31	Missouri	--	9.925	--	--	--
2/7	at Alabama	--	9.800	--	--	--
2/14	Oklahoma	--	9.800	--	--	--
2/21	at Kentucky	--	9.825	--	--	--
2/28	at Podium Challenge	--	--	--	--	--
3/7	Georgia	--	--	--	--	--
3/14	at Auburn	--	--	--	--	--
3/22	SEC Championships	--	--	--	--	--
4/2	Regional Second Round	--	--	--	--	--
4/6	Regional Finals	--	--	--	--	--
4/17	NCAA Semifinals	--	--	--	--	--
4/19	NCAA Finals	--	--	--	--	--
Season Average		--	9.850	--	--	--
Season High		--	9.925	--	--	--
Career High		--	9.950	9.925	9.750	--

### KJ Johnson

		Vault	Bars	Beam	Floor	A-A
1/3	Iowa State	9.825	--	--	--	--
1/11	at Sprouts Collegiate Quad	--	--	--	--	--
1/17	Florida	--	--	--	--	--
1/24	at Arkansas	--	--	--	--	--
1/31	Missouri	9.900	--	--	--	--
2/7	at Alabama	9.825	--	--	--	--
2/14	Oklahoma	9.875	--	--	--	--
2/21	at Kentucky	--	--	--	--	--
2/28	at Podium Challenge	--	--	--	--	--
3/7	Georgia	9.850	--	--	--	--
3/14	at Auburn	9.875	--	--	--	--
3/22	SEC Championships	9.875	--	--	--	--
4/2	Regional Second Round	--	--	--	--	--

4/6	Regional Finals	--	--	--	--	--
4/17	NCAA Semifinals	--	--	--	--	--
4/19	NCAA Finals	--	--	--	--	--
Season Average		9.844	--	--	--	--
Season High		9.900	--	--	--	--
Career High		9.950	--	9.875	9.975	--

### Kaliya Lincoln

		Vault	Bars	Beam	Floor	A-A
1/3	Iowa State	9.825	--	--	--	--
1/11	at Sprouts Collegiate Quad	9.825	--	--	--	--
1/17	Florida	9.725	--	--	--	--
1/24	at Arkansas	9.850	--	--	--	--
1/31	Missouri	9.925	--	--	--	--
2/7	at Alabama	--	--	--	9.875	--
2/14	Oklahoma	9.950*	--	--	9.925*	--
2/21	at Kentucky	9.800	--	--	9.875	--
2/28	at Podium Challenge	--	--	--	--	--
3/7	Georgia	9.800	--	--	--	--
3/14	at Auburn	--	--	--	--	--
3/22	SEC Championships	--	--	--	--	--
4/2	Regional Second Round	--	--	--	--	--
4/6	Regional Finals	--	--	--	--	--
4/17	NCAA Semifinals	--	--	--	--	--
4/19	NCAA Finals	--	--	--	--	--
Season Average		9.838	--	--	9.892	--
Season High		9.950	--	--	9.925	--
Career High		9.925	--	--	9.875	--

### Konnor McClain

		Vault	Bars	Beam	Floor	A-A
1/3	Iowa State	--	9.800	9.825	--	--
1/11	at Sprouts Collegiate Quad	--	9.925	9.850	--	--
1/17	Florida	--	9.925	9.900	--	--
1/24	at Arkansas	--	9.925	9.575	--	--
1/31	Missouri	--	9.875	9.950	--	--
2/7	at Alabama	--	9.900	9.775	--	--
2/14	Oklahoma	--	9.800	9.925	--	--
2/21	at Kentucky	--	9.850	9.825	--	--
2/28	at Podium Challenge	--	9.950	9.925	--	--
3/7	Georgia	--	9.975	9.900	--	--
3/14	at Auburn	--	9.875	9.900	--	--
3/22	SEC Championships	--	9.900	9.900	--	--
4/2	Regional Second Round	--	--	--	--	--
4/6	Regional Finals	--	--	--	--	--
4/17	NCAA Semifinals	--	--	--	--	--
4/19	NCAA Finals	--	--	--	--	--
Season Average		--	9.892	9.854	--	--
Season High		--	9.975	9.950	--	--
Career High		--	10.000	10.000	9.975	--

### Leah Miller

		Vault	Bars	Beam	Floor	A-A
1/3	Iowa State	--	--	--	--	--
1/11	at Sprouts Collegiate Quad	--	--	--	--	--
1/17	Florida	--	--	--	--	--
1/24	at Arkansas	--	--	--	--	--
1/31	Missouri	--	--	--	--	--
2/7	at Alabama	--	--	--	--	--
2/14	Oklahoma	--	--	--	--	--
2/21	at Kentucky	--	--	--	--	--
2/28	at Podium Challenge	9.775*	--	--	9.875*	--
3/7	Georgia	--	--	--	--	--
3/14	at Auburn	--	--	--	--	--
3/22	SEC Championships	--	--	--	--	--
4/2	Regional Second Round	--	--	--	--	--
4/6	Regional Finals	--	--	--	--	--
4/17	NCAA Semifinals	--	--	--	--	--
4/19	NCAA Finals	--	--	--	--	--
Season Average		9.775	--	--	9.875	--
Season High		9.775	--	--	9.875	--
Career High		9.775	--	--	9.875	--

### Zoe Miller

		Vault	Bars	Beam	Floor	A-A
1/3	Iowa State	--	--	--	--	--
1/11	at Sprouts Collegiate Quad	--	--	--	--	--
1/17	Florida	--	--	--	--	--
1/24	at Arkansas	--	--	--	--	--
1/31	Missouri	--	--	--	--	--
2/7	at Alabama	--	--	--	--	--

# 2025 LSU Gymnastics - at Penn State Regional

## 2025 INDIVIDUAL RESULTS AND STATISTICS

2/14	Oklahoma	--	--	--	--	--
2/21	at Kentucky	--	--	--	--	--
2/28	at Podium Challenge	--	--	--	--	--
3/7	Georgia	--	--	--	--	--
3/14	at Auburn	--	--	--	--	--
3/22	SEC Championships	--	--	--	--	--
4/2	Regional Second Round	--	--	--	--	--
4/6	Regional Finals	--	--	--	--	--
4/17	NCAA Semifinals	--	--	--	--	--
4/19	NCAA Finals	--	--	--	--	--
<b>Season Average</b>		--	--	--	--	--
<b>Season High</b>		--	--	--	--	--
<b>Career High</b>		--	--	--	--	--

### Victoria Roberts

	Vault	Bars	Beam	Floor	A-A
1/3	Iowa State	--	--	--	--
1/11	at Sprouts Collegiate Quad	--	--	--	--
1/17	Florida	--	--	--	--
1/24	at Arkansas	--	--	--	--
1/31	Missouri	--	--	--	--
2/7	at Alabama	--	--	--	--
2/14	Oklahoma	--	--	--	--
2/21	at Kentucky	--	--	--	--
2/28	at Podium Challenge	--	--	--	--
3/7	Georgia	--	--	--	--
3/14	at Auburn	--	--	--	--
3/22	SEC Championships	--	--	--	--
4/2	Regional Second Round	--	--	--	--
4/6	Regional Finals	--	--	--	--
4/17	NCAA Semifinals	--	--	--	--
4/19	NCAA Finals	--	--	--	--
<b>Season Average</b>		--	--	--	--
<b>Season High</b>		--	--	--	--
<b>Career High</b>		--	--	--	--

### Alyona Shchennikova

	Vault	Bars	Beam	Floor	A-A
1/5	#14 Ohio State	--	--	--	--
1/13	at Sprouts Collegiate Quad	--	--	--	--
1/19	Kentucky	--	--	--	--
1/26	at Missouri	--	--	--	--
2/2	Arkansas	--	--	--	--
2/9	at Georgia	--	--	--	--
2/16	Auburn	--	--	--	--
2/23	at Florida	--	--	--	--
3/1	Alabama	--	--	--	--
3/8	Podium Challenge	--	--	--	--
3/15	North Carolina	--	--	--	--
3/23	SEC Championships	--	--	--	--
4/4	Regional Second Round	--	--	--	--
4/6	Regional Finals	--	--	--	--
4/18	NCAA Semifinals	--	--	--	--
4/20	NCAA Finals	--	--	--	--
4/18	NCAA Semifinals	--	--	--	--
4/20	NCAA Finals	--	--	--	--
<b>Season Average</b>		--	--	--	--
<b>Season High</b>		--	--	--	--
<b>Career High</b>		9.950	9.950	9.925	9.975 39.525

### Tori Tatum

	Vault	Bars	Beam	Floor	A-A
1/3	Iowa State	--	--	--	--
1/11	at Sprouts Collegiate Quad	--	--	--	--
1/17	Florida	--	--	--	--
1/24	at Arkansas	--	--	--	--
1/31	Missouri	--	--	--	--
2/7	at Alabama	--	--	--	--
2/14	Oklahoma	--	--	--	--
2/21	at Kentucky	--	--	--	--
2/28	at Podium Challenge	--	--	--	--
3/7	Georgia	--	--	--	--
3/14	at Auburn	--	--	--	--
3/22	SEC Championships	--	--	--	--
4/2	Regional Second Round	--	--	--	--
4/6	Regional Finals	--	--	--	--
4/17	NCAA Semifinals	--	--	--	--
4/19	NCAA Finals	--	--	--	--
<b>Season Average</b>		--	--	--	--
<b>Season High</b>		--	--	--	--
<b>Career High</b>		8.750	9.950	--	--

### Kathryn Weilbacher

	Vault	Bars	Beam	Floor	A-A
1/3	Iowa State	--	--	--	--
1/11	at Sprouts Collegiate Quad	--	--	--	--
1/17	Florida	--	--	--	--
1/24	at Arkansas	--	--	--	--
1/31	Missouri	--	--	--	--
2/7	at Alabama	--	--	--	--
2/14	Oklahoma	--	--	--	--
2/21	at Kentucky	--	--	--	--
2/28	at Podium Challenge	--	--	--	--
3/7	Georgia	--	--	--	--
3/14	at Auburn	--	--	--	--
3/22	SEC Championships	--	--	--	--
4/2	Regional Second Round	--	--	--	--
4/6	Regional Finals	--	--	--	--
4/17	NCAA Semifinals	--	--	--	--
4/19	NCAA Finals	--	--	--	--
<b>Season Average</b>		--	--	--	--
<b>Season High</b>		--	--	--	--
<b>Career High</b>		9.950	9.875	9.900	9.925 39.500

### Bryce Wilson

	Vault	Bars	Beam	Floor	A-A
1/5	#14 Ohio State	--	--	--	--
1/13	at Sprouts Collegiate Quad	--	--	--	--
1/19	Kentucky	--	--	--	--
1/26	at Missouri	--	--	--	--
2/2	Arkansas	--	--	--	--
2/9	at Georgia	--	--	--	--
2/16	Auburn	--	--	--	--
2/23	at Florida	--	--	--	--
3/1	Alabama	--	--	--	--
3/8	Podium Challenge	--	--	--	--
3/15	North Carolina	--	--	--	--
3/23	SEC Championships	--	--	--	--
4/4	Regional Second Round	--	--	--	--
4/6	Regional Finals	--	--	--	--
4/18	NCAA Semifinals	--	--	--	--
4/20	NCAA Finals	--	--	--	--
<b>Season Average</b>		--	--	--	--
<b>Season High</b>		--	--	--	--
<b>Career High</b>		9.925	--	9.850	--

### Lexi Zeiss

	Vault	Bars	Beam	Floor	A-A
1/3	Iowa State	--	9.800	--	--
1/11	at Sprouts Collegiate Quad	9.850	9.825	--	--
1/17	Florida	9.775	9.825	--	--
1/24	at Arkansas	9.800	9.850	--	--
1/31	Missouri	--	9.850	--	--
2/7	at Alabama	--	9.750	--	--
2/14	Oklahoma	--	9.875	--	--
2/21	at Kentucky	--	9.875	--	--
2/28	at Podium Challenge	9.825	9.925*	--	--
3/7	Georgia	--	9.900	--	--
3/14	at Auburn	9.900*	9.850	--	--
3/22	SEC Championships	9.900*	9.875	--	--
4/2	Regional Second Round	--	--	--	--
4/6	Regional Finals	--	--	--	--
4/17	NCAA Semifinals	--	--	--	--
4/19	NCAA Finals	--	--	--	--
<b>Season Average</b>		9.830	9.848	--	--
<b>Season High</b>		9.900	9.925	--	--
<b>Career High</b>		9.900	9.925	--	--

\* denotes the athlete set a career high