

#LSU

X @LSUsoftball

X @BethTorina

f /LSUsoftball

📧 @LSUsoftball

LSU

2025 SOFTBALL

SEC CHAMPIONS

1999 • 2000 • 2001 • 2002 • 2004

SEC TOURNAMENT CHAMPIONS

1999 • 2001 • 2002 • 2004 • 2007

WCWS APPEARANCES

2001 • 2004 • 2012

2015 • 2016 • 2017

2025 SCHEDULE/RESULTS

| Date | Opponent | TV/Stream | Time/Result |
|------------------------|-----------------------|-----------|-------------|
| FEBRUARY (17-1) | | | |
| 7 | Charlotte! | SECN+ | W, 8-0 (6) |
| 7 | Central Arkansas! | SECN+ | W, 10-0 (5) |
| 8 | Charlotte! | SECN+ | W, 10-0 (5) |
| 8 | Central Arkansas! | SECN+ | W, 6-0 |
| 9 | Southeastern LA! | SECN+ | W, 3-2 |
| 14 | UT Arlington\$ | SECN+ | W, 6-0 |
| 14 | #22 Northwestern\$ | SECN+ | W, 7-1 |
| 15 | #22 Northwestern\$ | SECN+ | W, 8-0 (5) |
| 15 | #17 Virginia Tech\$ | SECN+ | W, 7-2 |
| 16 | #17 Virginia Tech\$ | SECN+ | W, 7-4 |
| 21 | Penn State% | SECN+ | W, 10-1 (5) |
| 21 | Southern Miss% | SECN+ | W, 9-3 |
| 22 | Southern Miss% | SECN+ | W, 12-5 |
| 22 | Nicholls% | SECN+ | W, 12-2 (5) |
| 23 | Nicholls% | SECN+ | Canceled |
| 27 | vs. #4 UCLA^ | | W, 2-1 |
| 27 | at Cal St. Fullerton^ | ESPN+ | L, 6-5 |
| 28 | vs. Utah^ | | W, 2-0 |
| 28 | vs. Notre Dame^ | | W, 10-0 (5) |

MARCH (14-3)

| | | | |
|----|------------------|-------|-------------|
| 1 | vs. Weber State^ | | W, 9-1 (6) |
| 5 | ULM | SECN+ | W, 12-4 (5) |
| 7 | South Alabama# | SECN+ | W, 2-0 |
| 7 | South Alabama# | SECN+ | W, 18-4 (5) |
| 8 | Minnesota# | SECN+ | W, 10-0 (5) |
| 9 | Minnesota# | SECN+ | W, 10-2 (5) |
| 11 | UL-Lafayette | SECN+ | W, 14-0 (5) |
| 14 | #23 Kentucky* | SECN+ | W, 4-1 |
| 15 | #23 Kentucky* | SECN+ | W, 6-4 |
| 16 | #23 Kentucky* | SECN+ | W, 8-2 |
| 21 | at #13 Georgia* | SECN+ | W, 5-3 |
| 22 | at #13 Georgia* | SECN+ | W, 10-2 (6) |
| 23 | at #13 Georgia* | SECN+ | L, 11-3 (5) |
| 25 | at UL-Lafayette | ESPN+ | W, 11-4 |
| 28 | South Carolina* | SECN | W, 11-3 (5) |
| 30 | South Carolina* | ESPN2 | L, 5-3 (8) |
| 30 | South Carolina* | SECN | L, 4-1 |

APRIL (8-7)

| | | | |
|----|----------------|-------|-------------|
| 1 | at McNeese | ESPN+ | W, 12-2 |
| 4 | Alabama* | SECN+ | W, 8-0 (5) |
| 5 | Alabama* | ESPN2 | W, 2-1 |
| 6 | Alabama* | ESPNU | L, 8-5 |
| 9 | Louisiana Tech | SECN+ | W, 9-1 (6) |
| 11 | at Texas A&M* | SECN+ | L, 12-7 |
| 12 | at Texas A&M* | SECN | L, 9-7 |
| 13 | at Texas A&M* | SECN+ | L, 4-1 |
| 17 | at Texas* | SECN+ | L, 7-3 |
| 18 | at Texas* | SECN+ | W, 6-1 |
| 19 | at Texas* | ESPN2 | L, 6-5 |
| 22 | McNeese | SECN+ | W, 5-2 |
| 26 | Florida* | ESPN2 | L, 14-4 (6) |
| 27 | Florida* | SECN | W, 2-1 |
| 28 | Florida* | SECN | W, 10-2 (6) |

MAY (2-3)

| | | | |
|-------|--------------------------|-------|-----------|
| 1 | at Arkansas* | SECN+ | L, 12-9 |
| 2 | at Arkansas* | SECN+ | W, 13-2 |
| 3 | at Arkansas* | SECN+ | L, 6-0 |
| 7 | vs. (8) Mississippi St.~ | SECN | W, 5-0 |
| 8 | vs. (1) Oklahoma~ | SECN | L, 4-1 |
| 16 | Southeastern LA- | SECN | 4:30 p.m. |
| 22-25 | NCAA Super Regionals | | TBA |

JUNE (0-0)

| | | | |
|----------|------------------------------|--|-----|
| May 29-6 | Women's College World Series | | TBA |
|----------|------------------------------|--|-----|

All times are central and subject to change. Home games are bolded and played at Tiger Park; ! - Tiger Classic [Baton Rouge, La.]; \$ - Purple & Gold Challenge [Baton Rouge, La.]; % - LSU Invitational [Baton Rouge, La.]; ^ - Judi Garman Classic [Fullerton, Calif.]; # - LSU Round Robin [Baton Rouge, La.]; * - SEC Contest; SECN - SEC Network; SECN+ - SEC Network+; ~ - SEC Tournament; -- NCAA Tournament

No. 11/8 LSU (41-14) AT BATON ROUGE REGIONAL

BREAKDOWN

LSU

No. 11/8 LSU

| | |
|----------------|-----------------------|
| 2025 Record | 41-14, 12-12 SEC |
| Head Coach | Beth Torina |
| LSU Record | 577-251 (14th Season) |
| Overall Record | 706-362 (18th Season) |



UCONN

| | |
|----------------|----------------------|
| 2025 Record | 35-17, 18-6 Big East |
| Head Coach | Laura Valentino |
| UCONN Record | 176-99 (6th Season) |
| Overall Record | Same |

FAST FACTS

- LSU ranks No. 8 in the ESPN/USA Softball Poll, and No. 11 in the NFCA/GoRoute Division I Softball Poll. The Tigers currently have an RPI ranking at No. 5 entering the NCAA Tournament.
- Head Coach Beth Torina is in her 14th season at the helm of LSU softball and has coached the Tigers to four Women's College World Series appearances.
- Coach Torina is the program's all-time wins leader at 577 wins and claimed her 700th career win versus LA Tech on April 9. Torina averages 41 wins per season and has logged 40 or more wins in the last three consecutive seasons and 10 times under Coach Torina.
- The LSU Tigers claim the No. 10 national seed for the third time in three seasons. It is the second consecutive season of being seeded outside the top eight despite an RPI ranking in the top five.
- LSU is 87-58 in the NCAA Tournament and is 65-31 in the regional round.
- LSU has 18 Top 25 victories this season and six Top 10 wins.
- The Tigers are 31-3 when scoring six or more runs and 32-0 when holding their opponents to two or less runs. LSU is 0-10 however, when its opponents score six or more runs.
- LSU is 31-3 all-time against the 2025 Baton Rouge Regional field, and are a perfect 21-0 when playing in Baton Rouge. LSU is 26-1 vs. Southeastern, 3-2 vs. Nebraska and 2-0 vs. UCONN.

N

No. 19/20 Nebraska

| | |
|----------------|------------------------|
| 2025 Record | 39-13, 17-5 Big Ten |
| Head Coach | Rhonda Revelle |
| UN Record | 1166-678 (33rd Season) |
| Overall Record | 1174-694 (34th Season) |



Southeastern Louisiana

| | |
|----------------|-----------------------|
| 2025 Record | 48-14, 21-6 SLC |
| Head Coach | Rick Fremin |
| SLU Record | 323-163 (9th Season) |
| Overall Record | 650-391 (20th Season) |

- The Tigers' pitching staff has a 2.79 ERA, with 311 strikeouts and has 13 shutouts this season. The staff has held opposing batters to a .210 average this season.
- LSU's offense has a .335 batting average behind 468 hits. Its 258 walks ranks No. 2 in the nation, leading to a .441 on-base percentage.
- Tori Edwards is the SEC Freshman of the Year and is a Top 25 Finalist for the USA Softball Player of the Year and a Top 10 Finalist for the NFCA Division I Freshman of the Year award.
- Infielder Danieca Coffey opened the season with a 39-game reached base streak and 25-game hitting streak dating back to 2024. She leads LSU with a .512 on-base percentage, 64 hits, 52 runs and 46 walks.
- Sydney Berzon, a two-time NFCA All-American, has penned the best start in program history with a 13-0 record in the circle. She is 17-7 on the season with five shutouts, and has 99 strikeouts and a 2.56 ERA.
- Left-handed pitcher Jayden Heavener is a Top 10 Finalist for the NFCA Freshman of the Year award. She ranks No. 7 in the SEC with 148 strikeouts and has an SEC-low .163 opposing batting average. She is the program's first true left handed pitcher since Julie Stashko 1997-2000.
- The Smash Sisters, Tori Edwards (.403) and Maci Bergeron (.373) has combined for 27 of the club's 42 home runs. Edwards leads the team with 18 home runs and an .844 slugging percentage, and Bergeron has nine home runs.

2025 QUICK FACTS

SOFTBALL STAFF

| | |
|--|---|
| Head Coach | Beth Torina |
| Alma Mater, Year | Florida, 2000 |
| Record at LSU (Seasons) | 577-251 (14) |
| Career Record (Seasons) | 706-362 (18) |
| Year at LSU | 14th Season |
| Year in Career | 18th Season |
| Assistant Coach | Bryce Neal |
| Alma Mater, Year | University of Arkansas-Fort Smith, 2015 |
| Year at LSU | 2nd Season |
| Assistant Coach | Sandra Moton |
| Alma Mater, Year | LSU, 2016 |
| Year at LSU | 7th Season |
| Director of Player Performance & Analytics | Zach Jermain |
| Alma Mater, Year | LSU, 2024 (PhD) |
| Year at LSU | 2nd Season |
| Video Coordinator | Matt Karin |
| Alma Mater, Year | Alabama, 2016 |
| Year at LSU | 8th Season |
| Director of Operations | Mary Wood |
| Alma Mater, Year | Eastern Illinois, 2005 |
| Year at LSU | 1st Season |

TEAM INFORMATION

| | |
|--|-----------------|
| 2024 Overall Record | 44-17 |
| 2024 SEC Record (Finish) | 12-12 (6th) |
| 2024 SEC Tournament Finish | Semifinals |
| 2024 Postseason | Super Regionals |
| 2024 Final Ranking (NFCA/USA Softball) | 12/11 |
| Starters Returning/Lost | 4/6 |
| Pitchers Returning/Lost | 3/3 |
| Newcomers | 9 |

PROGRAM HISTORY

| | |
|--|------------------------------------|
| All-Time Record | 1387-533-1 (.722) |
| AIAW Record (1979-82) | 67-60 (.515) |
| NCAA Record (1997-2025) | 1320-473-1 (.736) |
| All-Time SEC Record | 487-253-1 (.657) |
| SEC Western Division Titles | 9 |
| Seasons | 1997-2002, 2004, 2007, 2013 |
| SEC Regular Season Titles | 5 |
| Seasons | 1999, 2000, 2001, 2002, 2004 |
| All-Time SEC Tournament Record | 48-28 (.631) |
| SEC Tournament Titles | 5 |
| Seasons | 1999, 2001, 2002, 2004, 2007 |
| NCAA Tournament Record | 87-58 (.600) |
| NCAA Tournament Appearances | 26 |
| Seasons | 1998-2004, 2006-2019, 2021-2025 |
| Women's College World Series Appearances | 6 |
| Seasons | 2001, 2004, 2012, 2015, 2016, 2017 |

UNIVERSITY

| | |
|-----------------------------|-----------------------------------|
| Location | Baton Rouge, La. |
| Founded | 1860 |
| Enrollment | 36,946 |
| Nickname | Tigers or Fighting Tigers |
| Colors | Purple (PMS 268) & Gold (PMS 123) |
| Mascot | Mike (Bengal tiger) |
| Conference | Southeastern |
| President | William F. Tate IV |
| NCAA Faculty Representative | Dr. Lori Martin |



ATHLETICS COMMUNICATIONS

LSU Assistant Communications Director Keonte' Herrera handles the media relations duties for the LSU softball team. Herrera can be reached on his cell phone at (254) 338-7609 or by e-mail at kkh@lsu.edu.

WWW.LSUSPORTS.NET

Information about the Tiger softball team, including player bios, game recaps and notes packets are available online at the Official Website of LSU Athletics, www.LSUsports.net.

Live statistics for all games will be carried on LSUsports.net.

TIGERS ON THE RADIO

The LSU Sports Network will broadcast 29 regular season games which includes all of the team's 24 SEC contests in addition to all postseason games.

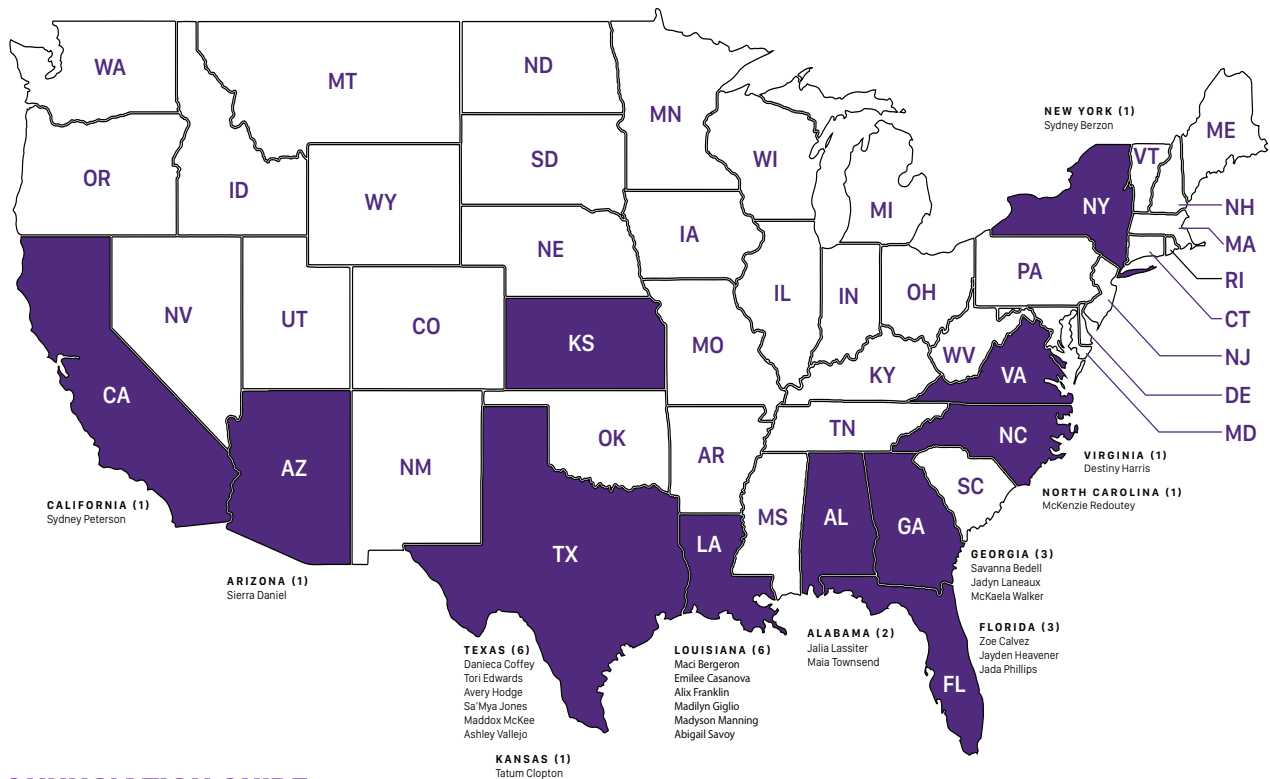
The games will be broadcast in the Baton Rouge area on 107.3 FM. In addition, the games can be heard live on the internet at LSUsports.net.

2025 ROSTER

NUMERICAL

| NO. | NAME | POS. | H-T | B-T | CL.-EXP.-LETTERS | HOMETOWN (PREVIOUS SCHOOL) |
|-----|-------------------|-------|------|-----|------------------|---|
| 00 | Jayden Heavener | P/UTL | 5-6 | L/L | Fr.-HS | Pace, Fla. (Pace HS) |
| 1 | Sydney Peterson | INF | 5-5 | R/R | R-Jr.-1L | Stockton, Calif. (Franklin HS) |
| 2 | Maddox McKee | UTL | 5-4 | L/R | So.-1L | Montgomery, Texas (Lake Creek HS) |
| 3 | Maia Townsend | OF | 5-9 | L/R | Jr.-2L | Morris, Ala. (Mortimer Jordan HS) |
| 4 | McKenzie Redoutey | OF | 5-6 | L/L | Sr.-3L | Franklin, N.C. (Franklin HS) |
| 5 | Ashley Vallejo | P | 5-8 | R/R | 5th-Yr Sr.-TR | New Waverly, Texas (McNeese) |
| 6 | Abigail Savoy | INF | 5-8 | L/L | Jr.-2L | Branch, La. (Notre Dame HS) |
| 7 | Jalia Lassiter | OF | 5-7 | R/R | Jr.-TR | Atmore, Ala. (Ole Miss) |
| 9 | Madilyn Giglio | OF | 5-3 | L/R | Sr.-3L | Metairie, La (Mount Carmel Academy) |
| 10 | Emilee Casanova | P | 6-2 | R/R | 5th-Yr Sr.-3L | Amite, La. (Oak Forest Academy) |
| 12 | Maci Bergeron | C | 5-4 | R/R | Jr.-2L | Rayne, La. (Notre Dame HS) |
| 13 | Danieca Coffey | INF | 5-6 | L/R | 5th-YR Sr.-3L | Richwood, Texas (Angelton HS) |
| 15 | Jadyn Laneaux | OF | 5-10 | L/R | So.-1L | Marietta, Ga. (Pope HS) |
| 16 | Savanna Bedell | UTL | 5-8 | L/L | So.-1L | Columbus, Ga. (Northside HS) |
| 18 | Tatum Clopton | P | 5-10 | L/R | R-Jr.-RS | Lawrence, Kan. (Oklahoma State) |
| 20 | Alix Franklin | INF | 5-7 | R/R | Fr.-HS | St. Amant, La. (St. Amant HS) |
| 22 | Madysen Manning | INF | 5-9 | R/R | So.-1L | West Monroe, La. (West Monroe HS) |
| 23 | Sierra Daniel | UTL | 5-4 | L/R | So.-1L | Chandler, Ariz. (Seton Catholic Preparatory HS) |
| 27 | McKaela Walker | INF | 5-3 | R/R | Jr.-2L | Marietta, Ga. (Marietta HS) |
| 28 | Jada Phillips | C/UTL | 5-4 | R/R | Fr.-HS | Bradenton, Fla. (Braden River HS) |
| 29 | Sydney Berzon | P | 6-0 | R/R | Jr.-2L | Buffalo, N.Y. (Baylor HS) |
| 32 | Zoe Calvez | OF | 5-7 | L/R | Fr.-HS | Orlando, Fla. (West Orange HS) |
| 33 | Destiny Harris | OF | 5-4 | R/R | Fr.-HS | Norfolk, Va. (Granby HS) |
| 42 | Tori Edwards | UTL | 5-11 | R/R | R-Fr.-RS | Flower Mound, Texas (Edward S. Marcus HS) |
| 77 | Sa'Mya Jones | INF | 5-3 | R/R | Fr.-HS | Pearland, Texas (Glenda Dawson HS) |
| 82 | Avery Hodge | INF | 5-6 | L/R | Jr.-TR | Richmond, Texas (Oklahoma) |

TIGERS BY STATE



PRONUNCIATION GUIDE

Jayden **Heavener** - Heeve-ner
Maddox McKee - Maa-duhx
Maia Townsend - My-yuh
McKenzie **Redoutey** - Rude-uh-dee
Ashley **Vallejo** - Vuh-lay-hoe
Abigail **Savoy** - Sav-wah

Jalia Lassiter - Jay-luh Lah-sit-er
Madilyn **Giglio** - Jih-leo
Maci **Bergeron** - Baa-zher-on
Danieca Coffey - Dan-eh-kuh
Jadyn **Laneaux** - Leh-no
Savanna **Bedell** - Beh-dell

Madysen Manning - Mad-uh-son
McKaela Walker - Muh-kay-luh
Jada Phillips - Jay-duh
Zoe Calvez - Zho-ee
Sa'Mya Jones - Suh-my-yuh



Beth Torina

Head Coach • 18th Season Overall • 14th Season at LSU • Career Record: 706-362

Beth Torina heads into her 14th season at the helm of the LSU softball program after she returned the Tigers to national prominence with two 50-win seasons, seven 40-win seasons and four trips to the Women's College World Series in 2012, 2015, 2016 and 2017.

Since taking the reins of the program prior to the 2012 season, Torina has led the Tigers to the pinnacle of the sport more than any other LSU head coach. Torina is the program's all-time wins leader with 536 victories entering the 2025 season and is the first skipper to lead the team to Oklahoma City in consecutive seasons in program history (2015-17). She is averaging 41 wins per season in Baton Rouge, leading a ranked side featured in the nation's Top 10 in 10 of the last 13 seasons, and had a streak of 123 consecutive weeks ranked in the Top 25 (2014-2022). Under Torina, the Tigers have played a Top 10 strength of schedule every year.

Torina has also made an impact in the community off the field. She was honored with the NFCA 2024 Humanitarian Award for tireless work raising awareness and funds for ovarian cancer research.

In the 2024 campaign, LSU earned the No. 9 overall seed in the NCAA Tournament, marking its 18th consecutive tournament appearance and 25th appearance overall. The Tigers boasted a 44-17 record for the program's seventh 40-plus win season over 10 years. The Bayou Bengals advanced to their 10th NCAA Super Regional after winning the 2024 Baton Rouge Regional to get out of the first weekend of the NCAA Tournament for the first time since 2021. LSU logged a .290 average on 464 hits, had a 2.30 ERA behind 374 strikeouts, tallied 15 shutouts, including one no-hitter, and defensively set a program record with a .976 fielding percentage, turning 28 double plays for the second-most in a single season.

Pitcher Sydney Berzon claimed her second NFCA All-American distinction to become the fifth LSU hurler named an NFCA All-American in consecutive seasons. She was tabbed to the NFCA South All-Region and All-SEC First Team. On the field, outfielder Ali Newland graced the NFCA South All-Region First Team, the All-SEC First Team and the SEC All-Defensive Team. Newland was named a College Sports Communicators Academic All-American off the field, became the program's second SEC Scholar-Athlete of the Year and was placed on the SEC Community Service Team for the third consecutive season. Other 2024 NFCA South All-Region selections included Ciara Briggs (second-team) - a two-time Gold Glove winner, Raeleen Gutierrez (third-team), Kelley Lynch (third-team) and Taylor Pleasants (third-team). Briggs joined Berzon and Newland on the All-SEC First Team, Lynch made the All-SEC Second Team, and Gutierrez accompanied Newland on the SEC All-Defensive Team.

Torina earned her B.S. in health sciences and occupational therapy from Florida in 2000. During her playing career with the Gators, she was a member of the 1998 Southeastern Conference regular season championship team as the squad's top pitcher. In the classroom, Torina was a GTE Academic All-American and a finalist for the 2000 H. Boyd McWhorter SEC Scholar-Athlete of the Year.

Before joining the LSU program in June 2011, Torina took Florida International of the Sun Belt Conference to new heights. The two-time SBC Coach of the Year led the Golden Panthers to a 129-111 record in four seasons and directed FIU to its first NCAA Tournament victory in 2010.

Torina and her husband, Nick, were married in January 2010. The couple has three daughters: Taryn, Tatum, and Tenley. They currently reside in Baton Rouge.



Celebrating Coach Torina's Milestone:

Beth Torina, All-Time Games Coached Leader for LSU Softball, celebrates with former head coaches Carol Smith and NFCA Hall of Famer Yvette Girouard.

THE TORINA FILE



Career Record: 706-362
Record at LSU: 577-251
Record at FIU: 129-111

Head Coach – LSU

| Year | Record |
|------|--------|
| 2012 | 40-25 |
| 2013 | 42-16 |
| 2014 | 38-24 |
| 2015 | 52-14 |
| 2016 | 52-18 |
| 2017 | 48-22 |
| 2018 | 45-17 |
| 2019 | 43-19 |

| Year | Record |
|------|--------|
| 2020 | 21-3 |
| 2021 | 35-22 |
| 2022 | 34-23 |
| 2023 | 42-17 |
| 2024 | 44-17 |
| 2025 | 41-14 |

Head Coach – FIU

| Year | Record |
|------|--------|
| 2011 | 31-27 |
| 2010 | 38-21 |
| 2009 | 31-29 |
| 2008 | 29-34 |

| YEARS | SCHOOL | NOTES |
|--------------|---|---|
| 2012-Present | LSU Head Coach | 7x Regional Champion, 2012, 2015, 2016, 2017 Women's College World Series |
| 2008-11 | Florida International University Head Coach | 2010 NCAA Regionals |
| 2003-07 | University of Houston Assistant Coach | Two NCAA Regionals, 2007 Conference USA Champions |
| 2000-02 | Stetson University Assistant Coach | 2001 Atlantic Sun Regular Season Champions |
| 1997-2000 | University of Florida pitcher | 1998 SEC Championship Team |

TORINA VS. OPPONENTS

| Opponent | LSU | FIU | Totals |
|---------------------------|-------|------|--------|
| Alabama | 15-17 | 0-2 | 15-19 |
| Alcorn State | 1-0 | 0-0 | 1-0 |
| Arizona | 4-3 | 0-0 | 4-3 |
| Arizona State | 3-2 | 0-1 | 3-3 |
| Arkansas | 19-11 | 1-1 | 20-12 |
| Austin Peay | 1-0 | 0-0 | 1-0 |
| Auburn | 13-13 | 0-1 | 13-14 |
| Ball State | 1-0 | 0-1 | 1-1 |
| Baylor | 3-1 | 0-2 | 3-3 |
| Belmont | 2-0 | 0-0 | 2-0 |
| Bethune-Cookman | 2-0 | 3-0 | 5-0 |
| Bradley | 0-0 | 0-1 | 0-1 |
| Boise State | 2-0 | 0-0 | 2-0 |
| Boston College | 0-0 | 1-0 | 1-0 |
| Boston University | 1-0 | 1-1 | 2-1 |
| Bucknell | 2-0 | 0-0 | 2-0 |
| Buffalo | 1-0 | 0-0 | 1-0 |
| BYU | 5-0 | 0-0 | 5-0 |
| Campbell | 2-0 | 0-0 | 2-0 |
| California | 1-2 | 0-0 | 1-2 |
| Cal Poly | 1-0 | 0-0 | 1-0 |
| Cal State Fullerton | 2-2 | 0-1 | 2-3 |
| Cal State Northridge | 2-0 | 0-0 | 2-0 |
| Central Arkansas | 13-1 | 0-0 | 13-1 |
| Central Connecticut State | 3-0 | 0-0 | 3-0 |
| Charlotte | 2-0 | 0-0 | 2-0 |
| Colorado State | 1-0 | 0-0 | 1-0 |
| Columbia | 0-0 | 1-0 | 1-0 |
| Connecticut | 1-0 | 2-0 | 3-0 |
| Creighton | 0-0 | 0-1 | 0-1 |
| DePaul | 0-1 | 0-1 | 0-2 |
| Drake | 2-0 | 0-1 | 2-1 |
| Duke | 0-1 | 0-0 | 0-1 |
| East Tennessee State | 0-0 | 0-1 | 0-1 |
| Eastern Illinois | 1-0 | 2-0 | 3-0 |
| Eastern Michigan | 0-0 | 1-0 | 1-0 |
| Fairfield | 1-0 | 0-0 | 1-0 |
| Florida | 11-22 | 1-4 | 12-25 |
| Florida A&M | 2-0 | 0-0 | 2-0 |
| Florida Atlantic | 5-0 | 7-5 | 12-5 |
| Florida Gulf Coast | 0-0 | 7-3 | 7-3 |
| Florida State | 5-6 | 0-2 | 5-8 |
| Fordham | 1-0 | 0-2 | 1-2 |
| Fresno State | 1-0 | 0-0 | 1-0 |
| George Washington | 2-0 | 3-0 | 5-0 |
| Georgetown | 0-0 | 1-0 | 1-0 |
| Georgia | 18-10 | 0-1 | 18-11 |
| Georgia Southern | 4-0 | 0-0 | 4-0 |
| Georgia Tech | 2-0 | 2-0 | 4-0 |
| Hampton | 1-0 | 0-0 | 1-0 |
| Harvard | 0-1 | 1-2 | 1-3 |
| Hofstra | 3-1 | 0-0 | 3-1 |
| Houston | 3-0 | 0-0 | 3-0 |
| Illinois | 3-1 | 0-3 | 3-4 |
| Illinois-Chicago | 1-0 | 1-0 | 2-0 |
| Illinois State | 7-0 | 1-1 | 8-1 |
| Indiana | 0-1 | 2-0 | 2-1 |
| Iowa | 2-0 | 0-1 | 2-1 |
| Iowa State | 1-0 | 0-0 | 1-0 |
| Jacksonville | 0-0 | 1-0 | 1-0 |
| Jackson State | 2-0 | 0-0 | 2-0 |
| James Madison | 2-1 | 0-0 | 2-1 |
| Kansas | 2-0 | 0-0 | 2-0 |
| Kentucky | 15-16 | 0-1 | 15-17 |
| Kent St. | 1-0 | 0-0 | 1-0 |
| Lamar | 2-0 | 0-0 | 2-0 |
| Liberty | 5-1 | 0-0 | 5-1 |
| Longwood | 2-0 | 0-0 | 2-0 |
| Long Beach State | 2-0 | 1-0 | 3-0 |
| Long Island | 1-0 | 3-0 | 4-0 |
| Louisiana-Lafayette | 15-10 | 4-11 | 19-21 |
| Louisiana-Monroe | 10-0 | 10-4 | 20-4 |
| Louisiana Tech | 13-0 | 0-0 | 13-0 |
| Louisville | 1-1 | 0-1 | 1-2 |
| Loyola Marymount | 1-1 | 1-0 | 2-1 |
| Massachusetts | 1-0 | 0-2 | 1-2 |
| McNeese State | 21-2 | 0-0 | 21-2 |
| Memphis | 6-0 | 1-0 | 7-0 |
| Michigan | 4-4 | 0-0 | 4-4 |
| Michigan State | 0-0 | 2-1 | 2-1 |
| Middle Tennessee | 0-0 | 12-2 | 12-2 |
| Minnesota | 3-4 | 0-0 | 3-4 |
| Mississippi State | 20-7 | 0-0 | 20-7 |
| Mississippi Valley State | 2-0 | 0-0 | 2-0 |
| Missouri | 15-13 | 0-3 | 15-16 |
| Monmouth | 1-0 | 0-0 | 1-0 |
| Murray State | 1-0 | 0-0 | 1-0 |
| Nebraska | 2-0 | 0-0 | 2-0 |
| Nevada | 1-0 | 0-1 | 1-1 |
| New Mexico | 2-0 | 0-2 | 2-2 |
| New Mexico State | 1-0 | 0-0 | 1-0 |
| Nicholls | 14-0 | 0-0 | 14-0 |
| Northwestern | 5-0 | 0-0 | 5-0 |
| Northwestern State | 7-0 | 0-0 | 7-0 |
| North Carolina | 1-1 | 0-2 | 1-3 |
| North Carolina State | 6-0 | 1-0 | 7-0 |
| North Dakota | 2-0 | 0-0 | 2-0 |
| North Dakota State | 1-1 | 0-0 | 1-1 |
| North Florida | 1-0 | 4-0 | 5-0 |
| North Texas | 0-0 | 8-6 | 8-6 |
| Notre Dame | 3-1 | 0-0 | 3-1 |
| Ohio | 1-0 | 0-0 | 1-0 |
| Ohio State | 3-0 | 1-2 | 4-2 |
| Oklahoma | 2-7 | 0-0 | 2-7 |
| Oklahoma State | 9-3 | 0-0 | 9-3 |
| Ole Miss | 17-11 | 0-0 | 17-11 |
| Omaha | 1-0 | 0-0 | 1-0 |
| Oregon | 0-5 | 0-0 | 0-5 |
| Oregon State | 4-0 | 1-1 | 5-1 |
| Pacific | 2-1 | 0-0 | 2-1 |
| Pittsburgh | 2-0 | 0-3 | 2-3 |
| Penn State | 5-3 | 2-1 | 7-4 |
| Purdue | 4-0 | 0-0 | 4-0 |
| Prairie View A&M | 1-0 | 0-0 | 1-0 |
| Providence | 0-0 | 3-0 | 3-0 |
| Quinnipiac | 0-0 | 2-1 | 2-1 |
| Radford | 0-0 | 1-0 | 1-0 |
| Robert Morris | 0-0 | 1-0 | 1-0 |
| Rutgers | 0-0 | 0-1 | 0-1 |
| Samford | 3-0 | 0-0 | 3-0 |
| Sam Houston State | 2-0 | 0-0 | 2-0 |
| San Diego State | 3-1 | 0-0 | 3-1 |
| San Jose State | 2-0 | 0-1 | 2-1 |
| Stanford | 1-2 | 0-0 | 1-2 |
| Stephen F. Austin | 6-0 | 0-0 | 6-0 |
| St. John's | 0-0 | 0-1 | 0-1 |
| St. Joseph's | 0-0 | 0-1 | 0-1 |
| South Alabama | 12-2 | 6-7 | 18-9 |
| South Carolina | 20-8 | 0-0 | 20-8 |
| South Florida | 1-0 | 0-0 | 1-0 |
| Southeast Missouri | 1-0 | 0-0 | 1-0 |
| Southeastern Louisiana | 10-0 | 0-0 | 10-0 |
| Southern Illinois | 2-0 | 1-0 | 3-0 |
| Southern Utah | 1-0 | 0-0 | 1-0 |
| SIUE | 1-0 | 0-0 | 1-0 |
| Southern Miss | 7-0 | 0-0 | 7-0 |
| Stanford | 2-3 | 0-0 | 2-3 |
| Stetson | 0-0 | 4-1 | 4-1 |
| Syracuse | 1-0 | 1-0 | 2-0 |
| Temple | 0-0 | 1-0 | 1-0 |
| Tennessee | 11-18 | 0-0 | 11-18 |
| Tennessee State | 1-0 | 0-0 | 1-0 |
| Tennessee Tech | 2-0 | 2-0 | 2-0 |
| Texas | 5-7 | 0-0 | 5-7 |
| Texas-Arlington | 2-0 | 1-1 | 3-1 |
| Texas A&M-CC | 2-0 | 1-0 | 3-0 |
| Texas A&M | 19-11 | 0-0 | 19-11 |
| Texas State | 1-0 | 0-0 | 1-0 |
| Texas Southern | 1-0 | 0-0 | 1-0 |
| Texas Tech | 6-1 | 0-0 | 6-1 |
| Troy | 5-1 | 6-7 | 11-8 |
| Tulsa | 3-1 | 0-0 | 3-1 |
| UCF | 1-0 | 2-2 | 3-2 |
| UCLA | 3-3 | 0-1 | 3-4 |
| UC Santa Barbara | 1-0 | 0-0 | 1-0 |
| UNLV | 1-0 | 0-0 | 1-0 |
| USC Upstate | 1-0 | 0-0 | 1-0 |
| Utah | 3-1 | 0-0 | 3-1 |
| Utah State | 1-0 | 0-0 | 1-0 |
| Virginia | 2-0 | 0-0 | 2-0 |
| Virginia Tech | 2-0 | 0-1 | 2-1 |
| Washington | 3-3 | 0-0 | 3-3 |
| Weber State | 1-0 | 0-0 | 1-0 |
| Western Kentucky | 1-0 | 7-5 | 8-5 |
| Western Michigan | 0-0 | 1-0 | 1-0 |
| Wichita State | 1-0 | 0-0 | 1-0 |
| Wisconsin | 0-0 | 0-1 | 0-1 |

TIGERS IN THE POLLS

NFCA/GoRoute Coaches Poll (5/13/25)

| Rank | Team (1st Votes) | Points | Record | Previous |
|------|-------------------|--------------|------------|-----------|
| 1 | Texas A&M (27) | 45-9 | 771 | 1 |
| 2 | Oklahoma (4) | 45-7 | 748 | 2 |
| 3 | Texas | 46--10 | 686 | 3 |
| 4 | Arkansas | 40-12 | 646 | 7 |
| 5 | Florida State | 46-9 | 636 | 6 |
| 6 | Oregon | 47-7 | 608 | 4 |
| 7 | Tennessee | 40-14 | | 5 |
| 8 | Florida | 43-14 | 581 | 8 |
| 9 | UCLA | 49-10 | 509 | 9 |
| 10 | Texas Tech | 45-12 | 496 | 11 |
| 11 | LSU | 41-14 | 489 | 10 |
| 12 | Arizona | 45-11 | 437 | 12 |
| 13 | Clemson | 44-12 | 411 | 15 |
| 14 | South Carolina | 40-15 | 372 | 14 |
| 15 | Virginia Tech | 41-11 | 364 | 13 |
| 16 | Stanford | 40-11 | 293 | 16 |
| 17 | Ole Miss | 37-17 | 255 | 18 |
| 18 | Mississippi State | 37-17 | 251 | 17 |
| 19 | Nebraska | 39-13 | 219 | 19 |
| 20 | Alabama | 37-21 | 180 | 20 |
| 21 | Duke | 38-16 | 169 | 21 |
| 22 | Ohio State | 43-12-1 | 104 | 22 |
| 23 | Grand Canyon | 46-6 | 100 | 24 |
| 24 | Oklahoma State | 33-18 | 57 | 23 |
| 25 | Virginia | 37-17 | 28 | 25 |

Receiving Votes: Florida Atlantic (21), Michigan (18), Liberty (17), UCF (4), Georgia (1), North Florida (1), San Diego State (1).

ESPN.com/USA Softball Poll (5/13/25)

| Rank | Team (1st Votes) | Conference | Record | Points | Previous |
|------|-------------------|--------------------|--------------|------------|----------|
| 1 | Texas A&M (21) | SEC (16-7) | 45-9 | 621 | 1 |
| 2 | Oklahoma (4) | SEC (17-7) | 45-7 | 598 | 2 |
| 3 | Arkansas | SEC (14-10) | 40-12 | 556 | 6 |
| 4 | Texas | SEC (16-8) | 46-10 | 519 | 5 |
| 5 | Florida | SEC (14-10) | 43-14 | 517 | 4 |
| 6 | Tennessee | SEC (15-9) | 40-14 | 513 | 3 |
| 7 | Florida State | ACC (18-3) | 46-9 | 498 | 8 |
| 8 | LSU | SEC (12-12) | 41-14 | 421 | 9 |
| 9 | UCLA | Big Ten (17-5) | 49-10 | 396 | 10 |
| 10 | Texas Tech | Big 12 (20-4) | 45-12 | 395 | 11 |
| 11 | Oregon | Big Ten (19-3) | 47-7 | 379 | 7 |
| 12 | South Carolina | SEC (12-11) | 40-15 | 347 | 12 |
| 13 | Clemson | ACC (19-5) | 44-12 | 336 | T14 |
| 14 | Arizona | Big 12 (17-7) | 45-11 | 331 | 13 |
| 15 | Virginia Tech | ACC (18-6) | 41-11 | 268 | T14 |
| 16 | Alabama | SEC (12-12) | 37-21 | 234 | 16 |
| 17 | Duke | ACC (16-8) | 38-16 | 195 | 20 |
| 18 | Mississippi State | SEC (13-11) | 37-17 | 188 | 18 |
| 19 | Stanford | ACC (16-8) | 40-11 | 176 | 17 |
| 20 | Nebraska | Big Ten (17-5) | 39-13 | 172 | 19 |
| 21 | Ole Miss | SEC (11-13) | 37-17 | 170 | 21 |
| 22 | Ohio State | Big Ten (16-6) | 43-12-1 | 75 | 22 |
| 23 | Oklahoma State | Big 12 (13-9) | 33-18 | 71 | 23 |
| 24 | Grand Canyon | WAC (21-2) | 46-6 | 56 | 24 |
| 25 | Michigan | Big Ten (11-11) | 38-19 | 25 | RV |

Receiving Votes: Virginia (23), Liberty (20), Georgia (10), Florida Atlantic (6), Auburn (4), Miami-OH (1), San Diego State (1), UCF (1)

11 – SEC, 5 – ACC, 5 – Big Ten, 3 – Big 12, 1 – WAC

D1Softball Top 25 Poll (5/6/25)

| Rank | Team | Record |
|------|-------------------|--------------|
| 1 | Texas A&M | 43-9 |
| 2 | Arkansas | 38-11 |
| 3 | Oklahoma | 43-7 |
| 4 | Florida State | 44-8 |
| 5 | Tennessee | 40-13 |
| 6 | Texas | 45-9 |
| 7 | Florida | 43-13 |
| 8 | Oregon | 47-6 |
| 9 | Texas Tech | 42-12 |
| 10 | Arizona | 43-10 |
| 11 | LSU | 40-13 |
| 12 | Clemson | 41-12 |
| 13 | UCLA | 47-9 |
| 14 | South Carolina | 39-14 |
| 15 | Virginia Tech | 40-10 |
| 16 | Stanford | 38-10 |
| 17 | Duke | 37-15 |
| 18 | Mississippi State | 37-16 |
| 19 | Nebraska | 38-12 |
| 20 | Alabama | 36-20 |
| 21 | Ohio State | 43-11-1 |
| 22 | Grand Canyon | 43-6 |
| 23 | Virginia | 36-16 |
| 24 | Florida Atlantic | 43-9 |
| 25 | Ole Miss | 35-16 |

Softball America Poll (5/5/25)

| Rank | Team | Record | Last Week | Previous |
|------|-------------------|--------------|------------|-----------|
| 1 | Arkansas | 38-11 | 2-1 | 2 |
| 2 | Texas A&M | 43-9 | 2-1 | 6 |
| 3 | Florida State | 44-8 | 2-1 | 5 |
| 4 | Oklahoma | 43-7 | 1-2 | 1 |
| 5 | Tennessee | 40-13 | 1-2 | 3 |
| 6 | Texas | 45-9 | 3-0 | 7 |
| 7 | Florida | 43-13 | 2-2 | 8 |
| 8 | Oregon | 47-6 | 2-1 | 4 |
| 9 | Texas Tech | 42-12 | 3-1 | 10 |
| 10 | Clemson | 41-12 | 0-0 | 11 |
| 11 | UCLA | 47-9 | 2-2 | 9 |
| 12 | South Carolina | 39-14 | 2-1 | 14 |
| 13 | LSU | 40-13 | 2-2 | 12 |
| 14 | Arizona | 43-10 | 3-0 | 15 |
| 15 | Alabama | 36-20 | 1-2 | 13 |
| 16 | Stanford | 38-10 | 4-0 | 16 |
| 17 | Mississippi State | 37-16 | 2-1 | 19 |
| 18 | Ohio State | 43-11-1 | 2-1 | 17 |
| 19 | Nebraska | 38-12 | 3-0 | 21 |
| 20 | Virginia Tech | 40-10 | 1-2 | 18 |
| 21 | Ole Miss | 35-16 | 1-2 | 20 |
| 22 | Duke | 37-15 | 0-0 | 22 |
| 23 | GCU | 43-6 | 3-0 | 23 |
| 24 | FAU | 43-9 | 3-0 | 24 |
| 25 | Virginia | 36-16 | 1-0 | NR |

LSU's RECORD WHEN....

| WIN-LOSS SUMMARY | OVERALL |
|---------------------------|---------|
| Overall | 41-14 |
| Non-Conference | 29-2 |
| SEC | 12-12 |
| SEC Tournament | 1-1 |
| NCAA Tournament | 0-0 |
| Home | 30-4 |
| Away | 6-9 |
| Neutral | 5-1 |
| vs. Top 10 | 6-11 |
| vs. Top 25 | 18-12 |
| Louisiana Teams | 8-0 |
| Day Games | 24-11 |
| Night Games | 17-3 |
| February | 17-1 |
| March | 14-3 |
| April | 8-7 |
| May | 2-3 |
| June | 0-0 |
| Sunday | 5-5 |
| Monday | 1-0 |
| Tuesday | 4-0 |
| Wednesday | 3-0 |
| Thursday | 1-4 |
| Friday | 16-1 |
| Saturday | 11-4 |
| RHP Starter | 34-11 |
| LHP Starter | 7-3 |
| Shutouts | 13-1 |
| Run-rule Games | 18-2 |
| Extra-inning Games | 0-1 |
| One-run Games | 4-2 |
| Two-run Games | 4-2 |
| Five-run + Games | 29-4 |
| Scored 0-2 Runs | 5-4 |
| Scored 3-5 Runs | 5-7 |
| Scored 6-9 Runs | 14-3 |
| Scored 10 + Runs | 17-0 |
| Opp. Scored 0-2 Runs | 32-0 |
| Opp. Scored 3-5 Runs | 9-4 |
| Opp. Scored 6-9 Runs | 0-6 |
| Opp. Scored 10 + Runs | 0-4 |
| Scored in 1st Inning | 22-1 |
| Opp. Scored in 1st Inning | 5-7 |
| Scored First | 30-4 |
| Opp. Scored First | 11-10 |
| Leading after 5 Innings | 21-2 |
| Trailing after 5 Innings | 2-10 |
| Tied after 5 Innings | 5-1 |
| Leading after 6 Innings | 20-1 |
| Trailing after 6 Innings | 0-10 |
| Tied after 6 Innings | 3-1 |
| Out-hit Opp. | 39-7 |
| Out-hit by Opp. | 2-7 |
| Hits are Tied | 0-0 |

NEWS AND NOTES

Volume 33

LSU softball's theme for the 2025 season is Volume 33, representing a new chapter in the program's 33rd season (not consecutive seasons).

LSU NCAA Tournament History

LSU has made 19 consecutive NCAA Tournament appearances and will host the Baton Rouge Regional for the 16th time, including the 10th time under head coach Beth Torina, and ninth time in the last 10 seasons dating back to 2015, excluding the COVID year in 2020.

The Tigers are 87-58 in the NCAA Tournament overall and are 65-31 in the regional round, 11-15 in the super regionals and 11-12 in the Women's College World Series.

Where is the Love?

For the second consecutive season, LSU has had a top five RPI but has been seeded outside of the top eight in the NCAA Tournament. The Tigers are the No. 10 seed in the tournament for the second time in three seasons.

| Year | RPI at Selections | NCAA Tournament Seed |
|------|-------------------|----------------------|
| 2025 | No. 5 | No. 10 |
| 2024 | No. 4 | No. 9 |
| 2003 | No. 9 | No. 10 |

The Series

LSU is 31-3 all-time against the 2025 Baton Rouge Regional field, including a 26-1 record against Southeastern, a 3-2 mark against Nebraska, and a 2-0 record against UCONN. The Tigers boast a 21-0 record when playing these teams in Baton Rouge.

LSU is on a 19-game winning streak against Southeastern and is 19-0 when playing in Tiger Park, including a 3-2 walk-off victory earlier this season to conclude the season's opening weekend (Feb. 9).

The Tigers have won the last two games against Nebraska, including a 3-2, 10-inning game in the 2015 Baton Rouge Regional.

LSU has defeated UCONN in both meetings, 7-2 in 1999 at a neutral site in Columbus, GA., and 13-2 victory in 2016 at Tiger Park.

Tigers in the Polls

In Week 14 of the national rankings, LSU moves up one spot to No. 8 in the ESPN.com/USA Softball Top 25 Poll, but drops one spot to No. 11 in the NFCA/GoRoute Division I Top 25 Poll.

LSU is No. 5 in the latest RPI rankings. Six of the top 8 RPI teams are in the SEC, and nine SEC teams are in the top 16.

SEC - Softball Elite Conference

The SEC has 14 of its 15 members schools in the 2025 NCAA Tournament. Seven are seeded in the top eight, and nine total are among the top 16 national seeds.

In the week 14 polls, the SEC has 11 teams ranked in both the NFCA and USA Softball polls. The top four are from the SEC in the NFCA poll, and the top six are from the conference in the USA Softball poll.

The 2025 Schedule

LSU's 2025 regular season schedule featured 39 games against 18 participants in the 2024 NCAA Tournament, including four WCWS participants (Alabama, Florida, Texas and UCLA).

LSU finished with a 28-1 non-conference record in the regular season. The Tigers opened their 24 SEC schedule with a sweep against No. 23 Kentucky on March 14-16 at Tiger Park and won the series 2-1 at No. 13/15 Georgia in their first SEC road series on March 21-23. The Tigers dropped its first SEC series against South Carolina on March 28 and 30, and bounced back with a 2-1 series win at home against No. 24/23 Alabama (April 4-6). LSU suffered a three-game skid at No. 3 Texas A&M (April 11-13) and fell 2-1 in the three-game series at No. 3 Texas (April 17-19). LSU concluded its home schedule with a big 2-1 series win against No. 8/6 Florida (April 26-28), but concluded the regular season with a 2-1 series loss at No. 8/6 Arkansas (May 1-3).

LSU went 1-1 in the SEC Tournament with a second round 5-0 win over Mississippi State and a 4-1 loss in the quarterfinals against Oklahoma.

NEWS AND NOTES

Strength of Schedule

The Tigers have played a Top 10 strength of schedule every year under Coach Torina. LSU currently has a No. 8 strength of schedule for the 2025 season.

LSU Strength of Schedule Rankings

2024 - No. 4
2023 - No. 5
2022 - No. 3
2021 - No. 2
2020 - N/A (Covid-19)
2019 - No. 7
2018 - No. 10
2017 - No. 5
2016 - No. 9
2015 - No. 3
2014 - No. 2
2013 - No. 6
2012 - No. 7

Tigers With Degrees

LSU has three graduates on the 2025 roster. Emilee Casanova and Danieca Coffey are LSU graduates, while transfer Ashley Vallejo graduated from McNeese.

In addition to this trio, four more Tigers are set to graduate this spring, including Tatum Clopton, Madilyn Giglio, Sydney Peterson and McKenzie Redoutey.

The Coaching Staff

Head Coach Beth Torina enters her 14th season at the helm of LSU softball and is the program's all-time leader in wins. The next longest tenured coach on staff is former LSU standout player and Assistant Coach Sandra [Simmons] Moton, who is in her seventh season overall, including her stint as a volunteer coach from 2019-23.

Assistant Coach Bryce Neal enters his second season with the program and will take the lead on LSU's hitting game, and Zach Jermain is in his second season as the Director of Player Performance and Analytics.

Former LSU Tigers Ciara Briggs and Taylor Pleasants join the coaching staff this season as graduate assistants, and Raeleen Gutierrez is still around, working on the operations side.

A Living Legend

Coach Torina has a 577-251 record at LSU and is 706-362 overall in her 18 seasons as a head coach. Torina won her 700th career game as a head coach in a 9-1 run-rule victory against Louisiana Tech on April 9, 2025. Torina won her 527th game at LSU to become the program's all-time leader in wins in the 1-0 shutout at No. 4 Tennessee on April 20, 2024. She surpassed LSU Hall of Fame Coach Yvette Girouard (2001-2011) who has 526 wins in 11 seasons.

Coach Torina won game No. 500 at LSU in the 7-6 walk-off victory against then No. 6/8 Oklahoma State (Feb. 17, 2024). Torina is the second LSU Softball Head Coach to reach 500 wins and is one of five coaches in LSU history who have reached 500 career wins. Torina is the only active coach at LSU with 500 wins.

Coach

| | |
|--------------------------|-----------|
| Skip Bertman (Baseball) | 870-330-3 |
| DD Breaux (Gymnastics) | 868-467-7 |
| Paul Mainieri (Baseball) | 641-285-3 |

Beth Torina (Softball) 577-251

| | |
|-----------------------------|-----------|
| Harry Rabenhorst (2 sports) | 569-505-7 |
| Men's Basketball | 340-264 |
| Baseball | 229-241-7 |
| Yvette Girouard (Softball) | 526-171-1 |

*** Sports such as golf, cross country and track & field were not listed.**

Four WCWS Trips Under Torina

The LSU softball program has advanced to the Women's College World Series (WCWS) four times under Torina. LSU and UCLA were the only programs that advanced to Oklahoma City during three-consecutive seasons during 2015-2017. LSU last appeared in the WCWS in 2017.

Last Time Out

LSU went 1-1 in the SEC Tournament. After shutting out Mississippi State 5-0 in the second round, the Tigers fell 4-1 to the regular season and eventual co-tournament champions, Oklahoma, in the quarterfinals.

In the tournament, LSU outthit its opponents 10-6, outscored them 6-4, and the staff had a 2.15 ERA behind 11 strikeouts and held the opposing batters to a .136 average in 13.0 innings.

The LSU Pitching Staff

The LSU Tigers 2025 pitching staff ranks No. 4 in the SEC with a 2.79 ERA and has 12 shutouts.

In the SEC, LSU has the second-lowest opposing batting average at .210 behind 311 strikeouts (No. 6 in SEC), and has allowed the fifth-least amount of earned runs (137) and the sixth-least total runs (171).

Solid Starts

The 2025 staff marks the fifth season that LSU has had three pitchers start a season 5-0 (2015, 2016, 2018, 2023 and 2025). This season, Sydney Berzon, Tatum Clopton and Jayden Heavener started the season 5-0.

Tigers at the Plate

LSU ranks No. 4 in the SEC with a .441 on-base percentage and a .335 batting average. The Tigers lead the conference with 258 walks (No. 2 in NCAA), and has 468 hits (No. 5 in SEC), 385 runs (No. 6 in SEC) and 347 RBI (No. 6 in SEC).

LSU has 21 games with 10 or more hits and 17 games with 10 or more runs this season.

Sticky Situations

When it comes to situational hitting in the SEC, LSU ranks No. 3 with 125 two-out RBI and a .357 average with runners in scoring position, and ranks No. 4 with a .306 batting average with two outs.

Seventeen of LSU's 42 home runs have come with two outs. LSU has six players with double-digit two-out RBI, beginning with Tori Edwards (24), Maci Bergeron (21), McKenzie Redoutey (17), Danieca Coffey (14), Jalia Lassiter (13), and Avery Hodge (12).

Out Of The Gates

LSU scores roughly 54% of its runs in the first three innings, outscoring its opponents 210-74, including a 72-18 margin in the second stanza. LSU scores has outscored its opponents 385-171 this season and 133-120 in eight SEC series.

Slammin' Tigahs

LSU has hit seven grand slams this season, marking a program record.

Tori Edwards (4), Danieca Coffey (1), Jalia Lassiter (1) and McKenzie Redoutey (1) account for the Tigers seven slams this season.

Multi Grand Slams in Single Season

LSU has had four consecutive seasons with a player hitting multiple grand slams. Tori Edwards is the new program record holder with four grand slams this season.

Tori Edwards - 4 2025

| | |
|----------------------|------|
| Shemiah Sanchez - 3 | 2019 |
| Ali Newland - 2 | 2024 |
| Ciara Briggs - 2 | 2023 |
| Georgia Clark - 2 | 2022 |
| Kellsie Kloss - 2 | 2016 |
| Sahvanna Jaquish - 2 | 2015 |
| Anissa Young - 2 | 2009 |

Defensive Prowess

LSU ranks No. 10 in the SEC with a .970 fielding percentage.

The Tigers have been dominant defensively over the last couple seasons.

Last season, LSU matched a program record .976 fielding percentage (2010), turned 28 double plays, ranking No. 2 in program history in a single season (31 - 1998), and tied for the third-fewest errors in program history at 42 (2008).

In 2023, the Tigers ranked No. 3 in the SEC and No. 25 in the NCAA with a .975 fielding percentage and tied for a program season-low 41 errors.

Top Freshman in the SEC

Tori Edwards is the 2025 SEC Freshman of the Year, making her the third LSU Tiger to be named the league's top freshman.

Bianka Bell won the award in 2013 and Rachele Fico was the first in 2010. Both Bell and Fico are two-time All-Americans.

2025 All-SEC Honors

In addition to being named the Freshman of the Year, Tori Edwards was selected to the All-SEC First Team, while Maci Bergeron, Sydney Berzon and Danieca Coffey were placed on the All-SEC Second Team.

Bergeron earns her first SEC postseason award, Berzon becomes a three-time All-SEC selection, and Coffey picks up her second career All-SEC honor.

SEC STANDINGS

| TEAM | CONF | CONF % | OVERALL | OVERALL % | STRK |
|-----------------|--------|--------|---------|-----------|------|
| Oklahoma | 17-7 | .708 | 45-7 | .865 | W2 |
| Texas A&M | 16-7 | .696 | 45-9 | .833 | W3 |
| Texas | 16-8 | .667 | 46-10 | .821 | L1 |
| Tennessee | 15-9 | .625 | 40-14 | .741 | L2 |
| Arkansas | 14-10 | .583 | 40-12 | .769 | L1 |
| Florida | 14-10 | .583 | 43-14 | .754 | L1 |
| South Carolina | 13-11 | .542 | 40-15 | .727 | L1 |
| Mississippi St. | 13-101 | .542 | 37-17 | .685 | L2 |
| LSU | 12-12 | .500 | 41-14 | .745 | L1 |
| Alabama | 12-12 | .500 | 37-21 | .638 | L1 |
| Ole Miss | 11-13 | .458 | 37-17 | .685 | L1 |
| Georgia | 7-16 | .304 | 31-20 | .608 | L1 |
| Kentucky | 7-17 | .292 | 29-26 | .527 | L5 |
| Auburn | 6-18 | .250 | 32-22 | .593 | L1 |
| Missouri | 6-18 | .250 | 25-31 | .446 | L1 |

INDIVIDUAL CAREER RECORD WATCH

BATTING AVERAGE (MIN. 250 AT-BATS)

| | | |
|------|--------------------|--------------|
| .417 | Kirsten Shortridge | 2009-2010 |
| .382 | Bailey Landry | 2014-2017 |
| .372 | Blanka Bell | 2013-2016 |
| .368 | Ashlee Ducote | 1997-2000 |
| .365 | Danieca Coffey | 2021-Present |
| .364 | Lauren Castle | 2004-2006 |
| .363 | Leslie Klein | 2004-2006 |
| .356 | Jodi Otten | 1997-1998 |
| .353 | Aliyah Andrews | 2017-2021 |
| .353 | Stephanie Hastings | 1998-2001 |

ON-BASE PERCENTAGE (MIN. 250 AT-BATS)

| | | |
|------|--------------------|--------------|
| .487 | Blanka Bell | 2013-2016 |
| .457 | Sahvanna Jaquish | 2014-2017 |
| .456 | Danieca Coffey | 2021-Present |
| .453 | Kirsten Shortridge | 2009-2010 |
| .440 | Bailey Landry | 2014-2017 |
| .436 | Rachel Mitchell | 2007-2010 |
| .430 | Simone Heyward | 2011-2014 |
| .430 | Camille Harris | 2003-2006 |
| .430 | Ashlee Ducote | 1997-2000 |
| .427 | Lauren Castle | 2004-2006 |

TRIPLES

| | | |
|----|----------------|--------------|
| 27 | Trena Peel | 1999-2002 |
| 20 | Bailey Landry | 2014-2017 |
| 20 | Dee Douglas | 1998-2001 |
| 19 | A.J. Andrews | 2012-2015 |
| 19 | Ashlee Ducote | 1997-2000 |
| 16 | Jodi Otten | 1997-1998 |
| 14 | Leslie Klein | 2004-2007 |
| 12 | Tara Asbill | 1997-2000 |
| 10 | Danieca Coffey | 2021-Present |
| 10 | Sandra Simmons | 2013-2016 |

WALKS

| | | |
|-----|------------------|--------------|
| 165 | Sahvanna Jaquish | 2014-2017 |
| 141 | Blanka Bell | 2013-2016 |
| 130 | Georgia Clark | 2019-2023 |
| 122 | Rachel Mitchell | 2007-2010 |
| 120 | Danieca Coffey | 2021-Present |
| 119 | Taylor Pleasants | 2020-2024 |
| 116 | A.J. Andrews | 2012-2015 |
| 115 | Shelbi Sunseri | 2018-2022 |
| 115 | Julie Wiese | 2001-2004 |
| 110 | Ashley Langoni | 2009-2012 |

SAVES

| | | |
|----|---------------|--------------|
| 12 | Britni Sneed | 1999-2002 |
| 10 | Carley Hoover | 2015-2018 |
| 9 | Sydney Berzon | 2023-Present |
| 8 | Ali Kilponen | 2019-2023 |
| 8 | Rachele Fico | 2010-2013 |

FIELDING PERCENTAGE

| | | |
|-------|-----------------------------------|--------------|
| .996 | Cait Calland (266 chances) | 2020-2022 |
| .995 | Maci Bergeron (845 chances) | 2023-Present |
| .9923 | Kristen Hobbs (647 chances) | 2004-2007 |
| .9920 | Sydney Springfield (251 chances) | 2017-2018 |
| .9917 | Kilian Roessner (1,678 chances) | 2005-2008 |
| .9911 | Jennie Reeves (1,239 chances) | 2000-2003 |
| .9908 | Leigh Ann Danos (759 chances) | 2002-2004 |
| .9897 | Raeleen Gutierrez (1,166 chances) | 2020-2024 |
| .9885 | Kells Kloss (1,046 chances) | 2013-2016 |
| .9885 | Jennifer Schuelke (1,300 chances) | 1998-2001 |

NEWS AND NOTES

USA Softball Top 25 Finalist

Tori Edwards is a Top 25 Finalist for the 2025 USA Softball Player of the Year Award. She is one of 12 players from the SEC and one of two freshmen on the list.

The Top 10 Finalists will be revealed on May 14, and the Top 3 released on May 20. The 2025 USA Softball Collegiate Player of the Year will be announced prior to the 2025 NCAA Women's College World Series May 6-10, in Oklahoma City.

Sydney Berzon and Danieca Coffey were named to the 2025 USA Softball Collegiate Player of the Year Top 53 Watch List at the beginning of the season.

Top Freshmen in the Nation

Tori Edwards and Jayden Heavener grace the 2025 NFCA Division I National Freshman of the Year Top 25 and Top 10 lists.

It is the first season LSU has had two players on the top 10 list, as Edwards and Heavener join Carley Hoover (2015) as the only LSU Tigers to make the top 10 list.

LSU had two top 25 selections in the same year one other time in 2015 with Carley Hoover and Allie Walljasper selected.

LSU has had seven players named to the NFCA Freshman of the Year Top 25 list since the award's inception since 2014. LSU has never had a player win the NFCA Freshman of the Year. The full list of LSU finalists are below:

LSU Top 10 Finalist

| | |
|-------------------------------|------|
| Tori Edwards, Jayden Heavener | 2025 |
| Carley Hoover | 2015 |

LSU Top 25 Finalist

| | |
|---------------------------------|------|
| Tori Edwards, Jayden Heavener | 2025 |
| Sydney Berzon | 2023 |
| Sydney Smith | 2016 |
| Carley Hoover, Allie Walljasper | 2015 |
| Baylee Corbello | 2014 |

Berzon is Still Berzon

Sydney Berzon is 17-7 in the circle with five shutouts, 18 complete games, a 2.56 ERA (No. 8 in SEC) and 99 strikeouts. Berzon has held opposing batters to a .227 average in 131.0 innings of work.

Berzon has a career record at 51-24, a 2.04 ERA, 411 strikeouts, 12 shutouts and nine saves, while holding opposing batters to a .220 average. Berzon's nine saves ranks No. 3 all-time in program history.

An All-Time Start in the Circle

Berzon has penned the best start to a season for an LSU pitcher by opening the 2025 season 13-0.

Behind Berzon is Mary Beth Gorsuch (2019), Carley Hoover (2016) and Ashley Czechner (2013) who all had 10-0 starts.

All-American Hurler

After becoming LSU's second freshman pitcher to be named an All-American in 2023, Sydney Berzon tallied her second NFCA All-American selection in 2024, adding to a legacy of five All-American pitchers under Coach Torina and fourth to earn multiple All-American selections.

Berzon comes off a 2024 season where she went 20-9 in the circle with a 1.78 ERA behind 185 strikeouts. She tossed three shutouts and 20 complete games, including a SEC Tournament record 14.0 innings on 208 pitches in a 2-1 victory over Alabama.

Berzon is the first pitcher to reach 20 or more wins in a single-season since 2016 when Carley Hoover posted a 22-8 record.

Torina's All-American Aces

As mentioned earlier, Coach Torina has developed five All-American pitchers during her time in the Bayou.

| | |
|------------------|------------------|
| Rachel Fico | 2012, 2013 |
| Allie Walljasper | 2015, 2017, 2018 |
| Carley Hoover | 2015, 2018 |
| Shelbi Sunseri | 2019 |
| Sydney Berzon | 2023, 2024 |

NEWS AND NOTES

HEAVE HO!

Freshman pitcher Jayden Heavener opened her career and the 2025 season by tossing a perfect game in 6.0 innings against Charlotte (Feb. 7) that resulted in an LSU 8-0 victory.

Heavener struck out 13 batters in the game and became the third pitcher under Beth Torina to throw a perfect game, the second to throw a complete game as a freshman, and the first in program history to throw a perfect game in their collegiate debut.

LSU's List of Perfect Games

Heavener's perfect game on opening day was the sixth perfect game in program history and first since 2020. Below is a list of the perfect games thrown at LSU:

1. Jayden Heavener*

Charlotte (6 IP) Feb. 7, 2025

2. Maribeth Gorsuch

Belmont (7 IP) Feb. 22, 2020

3. Sydney Smith*

Tennessee Tech (5 IP) March 4, 2016

4. Rachele Fico

Southeastern La. (5 IP) Feb. 16, 2011

5. Tiffany Garcia

Grambling St. (5 IP) Feb. 16, 2006

6. Britni Sneed/Sarah Meadors*

Tennessee (5 IP) March 18, 2001

* Freshman Season

Heavener on the Season

Heavener is 13-4 with a 2.79 ERA and has the lowest opposing batting average in the conference at .163 behind 148 strikeouts (No. 7 in SEC), including 49 strikeouts looking (No. 2 in SEC) in 113.0 innings pitched. She has tallied five games with 10 or more strikeouts this season and has five shutouts.

Heavener ranks No. 6 among freshmen in program history with 148 strikeouts, surpassing Berzon's 127 strikeouts in 2023, and is tied at No. 10 with Sydney Smith (2016) among freshman with 13 victories in the circle.

Albiet a strike thrower, Heavener has handed out 72 walks and has hit 25 batters.

Heavener is the 2024 Florida Gatorade Player of the Year and 2024 state champion at Pace High School.

Zeros on 100

In Heavener's last starts, the southpaw is 2-0, including a shutout, with a 1.00 ERA behind 16 strikeouts, and allowed two runs on five hits with six walks in 14.0 innings. Both were against nationally ranked opponents.

Heavener's shutout came in the SEC Tournament against Mississippi State, marking her fifth shutout of the season, and LSU's first one-hitter at the SEC Tournament since Kristin Schmidt in 2003.

Heavener Earns Second SEC Freshman of the Week Accolade

Heavener repeated as the SEC Freshman of the Week on Feb. 17 after picking up two nationally ranked wins in the circle.

Heavener joins Sydney Berzon (2023), Carley Hoover (2015) and Allie Walljasper (2015) as LSU pitcher to win multiple SEC Freshman of the Week awards and is the second LSU Tiger to earn the award in consecutive weeks (Bianka Bell - 2013).

At the Purple & Gold Challenge, Heavener struckout 12 batters against then No. 21/22 Northwestern, and held then No. 17/18 Virginia Tech scoreless for the first five innings and concluded with five strikeouts. Heavener had a 1.50 ERA in the two complete-game appearances and had a staff-high 17 strikeouts and held batters to a .188 average in 14.0 innings.

Heavener Honored as SEC Freshman of the Week

Heavener was awarded the co-SEC Freshman of the week on Feb. 10 after striking out 13 batters and surrendered no hits or walks. She shared the award with Florida's outfielder Taylor Shumaker.

At the conclusion of opening weekend, Heavener led the SEC and ranked No. 3 in the NCAA with 15.2 strikeouts per seven innings and No. 10 in the SEC with 13 strikeouts.

An LSU Lefty?

Heavener is in rare air as she is the first left-handed pitcher with considerable innings pitched for LSU since Julie Stashko (1997-2000). Stashko had a 29-6 career record with a 1.68 ERA in 274.1 innings pitched.

Two other players in program history logged a few innings as a left-handed pitcher, but were utility players who played more in the field rather than pitched.

Two-time All-American outfielder Kirsten Shortridge (2009-2010) made 23 appearances in the circle and was 8-5 with 64 strikeouts in 81.1 innings pitched. Leslie Barron spent one season with LSU in 2002, and mostly played at first base. She threw 2.0 innings in two appearances and never was the pitcher of record.

The Clopton Comeback

In 13 appearances this season, Tatum Clopton is 7-2 with one solo shutout and one combined shutout. In 57.2 innings pitched, Clopton has the fourth-lowest opposing batting average in the SEC at .188, and has a 3.16 ERA with 45 strikeouts. Clopton logged her first SEC start at Texas A&M on April 13 where she opened the game with three shutout innings and one hit. She logged her first SEC win at No. 3 Texas on April 18 where she fanned two in 5.2 innings.

Clopton threw a career-high 10 strikeouts in 7.0 innings against UT Arlington (Feb. 14). She is 8-2 all-time in the circle.

One Thousand and Fifty-Seven Days

Clopton was sidelined the last two seasons, approximately 1,057 days, due to injury a shoulder injury. She was part of two WCWS teams at Oklahoma State before transferring to LSU after the 2023 season. In her return, Clopton earned a win against Charlotte (Feb. 8), where she combined for a shutout, throwing four strikeouts and gave up only one hit and one walk in her LSU debut.

As a freshman in 2022, Clopton was 1-0 in the circle with two appearances. She had eight strikeouts and joined in on one shutout. She logged five strikeouts and no earned runs on two hits in her lone career start, capturing her first win against Cal Baptist (Feb. 12, 2022).

Clopton is a two-time Kansas Gatorade Player of the Year.

Vallejo in Purple & Gold

Pitcher Ashley Vallejo is 2-1 this season with 12 strikeouts in 30.1 innings.

Vallejo threw in her first SEC game against Alabama on April 6. She also tossed 5.0 innings against Central Arkansas (Feb. 8) where she tallied two strikeouts, and gave up two hits in her first game as an LSU Tiger. She earned the win in a combined shutout. Vallejo threw another 5.0 innings against Nicholls (Feb. 22).

At the Judi Garman Classic, Vallejo threw three shutout innings against Weber State (March 1) where she struck out four batters and gave up one hit.

Heading East

Vallejo comes to LSU from McNeese State where she helped the Cowgirls to three consecutive regular-season Southland Conference titles (2021-2023) and was named the 2022 Southland Conference Pitcher of the Year. Vallejo has a 45-24 record in the circle with a 2.44 ERA, 306 strikeouts and 16 shutouts. Vallejo was two pitches away from upsetting Washington in the 2023 Super Regionals.

Oh Casanova!

Fifth-year senior and LSU graduate pitcher Emilee Casanova contributed to two shutout games during the 2025 opening weekend. Casanova struckout two batters, and gave up two hits in 3.0 innings.

In her career, Casanova is 6-0 in the circle with a 1.62 ERA, 35 strikeouts, three solo shutouts (4 combined) and has pitched 43.1 innings in 16 appearances.

Against The Best of the Best

LSU is 18-13 this season against nationally ranked teams.

In those 31 games, utility player Tori Edwards leads the team with a .379 batting average on 33 hits, and leads the team with eight home runs and 30 RBI, 21 walks and a .504 on-base percentage. Catcher Maci Bergeron paces the team with 35 hits and has .361 batting average, which includes six home runs and 26 RBI.

Infielder Danieca Coffey (.327) has 33 hits and 25 runs, and outfielder Jalia Lassiter (.313) has 30 hits, including three home runs, and a team-high 27 runs.

NEWS AND NOTES

HOT COFFEY!!

Danieca Coffey opened the season on a 39-game reached base streak and 25-game hitting streak that dated back to the 2024 season and are the longest hitting and reached streaks of her career.

Coffey leads the Tigers with 64 hits (No. 9 in SEC), 52 runs (No. 11 in SEC), 46 walks (No. 3 in SEC) and a .512 on-base percentage (No. 10 in SEC).

Coffey has a .386 batting average and paces the team with 20 multi-hit games this season. She ranks No. 10 all-time in program history with 74 career multi-hit games.

Coffey All-Time Rankings

The redshirt senior currently ranks No. 3 all-time in the LSU record book with a .456 on-base percentage and No. 5 with a .365 batting average. Coffey also ranks No. 5 with 120 walks and No. 9 with 10 triples.

She Does it All

Coffey hit her second career grand slam and drove in a career-high five RBI in the 9-1 victory over Weber State (March 1), marking the Tigers third grand slam this season. Coffey's first grand slam was at Mississippi State on May 8, 2022.

Coffey Returns

Coffey returns to the hot corner after sustaining a season-ending injury 16 games into the 2024 season. At the time of her injury, Coffey led LSU with a .404 batting average on 19 hits, scored 16 runs and drove in 11 RBI.

Coffey Tabbed SEC Player of the Week for a Second Time

Coffey earn her second SEC Player of the Week accolade of the season (March 11) and third in her career after pacing LSU with a .750 batting average on nine hits with seven walks and a .800 on-base percentage over five games on March 5-9. Coffey logged three multi-hit games on the weekend.

Coffey Earns SEC Player of the Week

Coffey was tabbed the SEC Player of the Week on Feb. 24 after leading LSU with a .700 batting average on seven hits, a 1.300 slugging percentage with three extra-base hits, scored seven runs and drew six walks. Coffey hit her first home run of the season and sixth of her career in a 2-for-3 performance against Southern Miss (Feb. 22). Coffey's honor marked LSU's third consecutive weekly award to open the season.

Tori Rakes

Utility player Tori Edwards leads the team with a .403 batting average, 71 RBI (No. 4 in SEC), and has 18 home runs (No. 3 in SEC) and a .844 slugging percentage (No. 3 in SEC). The SEC Freshman of the Year is tied for a team-best 52 runs (No. 11 in SEC) and has 32 extra-base hits. Her .510 on-base percentage sits 11th in the SEC.

Edwards has two games with multiple home runs this season, most recently done against ULM (March 5), where she drove in a season-high six RBI.

Edwards' first career home run was a grand slam against Charlotte (Feb. 8). Her second slam was against Nicholls (Feb. 22), becoming the eighth LSU Tiger to hit multiple grand slams in a single season. Her third slam was her first against an SEC opponent, which came in game one against South Carolina (March 28), and No. 4 was at Texas A&M on April 12.

Edwards also ranks No. 4 in the SEC with 319 putouts at first base. and has a .988 fielding percentage on 331 chances.

Greatest Freshman Season Ever?

Edwards, the SEC Freshman of the Year, is making a case of putting together the greatest offensive season by a freshman in program history. Among LSU freshmen, Edwards is the current record holder with a .403 batting average, 71 RBI and 18 home runs in a single season. As you will see later in the notes, these numbers also rank inside the top five all-time.

Edwards Earns First SEC Weekly Award

Edwards powered her way to being named the SEC Freshman of the Week (March 18) after batting .462 on six hits, scored five runs and had nine RBI in a 4-0 weekend for the Tigers. Edwards launched three home runs, including two in the SEC series versus Kentucky, and had three multi-RBI games.

After a four RBI game that featured a home run against ULL, Edwards hit a go-head two-run shot in the game two series-clinching win over Kentucky, and hit a solo shot in the series finale.

Louisiana's Finest

Catcher Maci Bergeron is having a career season at the plate, batting .373, has a .498 on-base percentage, and has also drawn 40 walks. Bergeron's numbers this season shows great improvement compared to her numbers in her first two seasons in multiple categories.

| Category | 2023-24 | 2025 |
|--------------------|---------|------|
| Batting Average | .239 | .373 |
| Hits | 53 | 59 |
| Extra-Base Hits | 14 | 19 |
| Home Runs | 5 | 9 |
| RBI | 27 | 48 |
| Walks | 25 | 40 |
| Strikeouts | 46 | 20 |
| On-base Percentage | .320 | .498 |

The Cajun Cannon

Defensively, Bergeron ranks No. 7 in the SEC with 301 putouts and has 12 assists and two errors for a total of 315 chances (No. 7 in SEC). The backstop has thrown out four runners trying to steal and has participated in two double plays this this season.

With a minimum of 700 chances, Bergeron is the program's all-time leader with a .995 fielding percentage on 845 chances.

Smash Sisters

The power in the lineup comes from Bergeron and Edwards, who have hit 27 of LSU's 42 home runs this season.

Edwards rank No. 3 in the SEC with an .844 slugging percentage and Bergeron is slugging .608. They have combined for 226 total bases this season. Edwards has 130 total bags (No. 3 in SEC) and Bergeron has 96.

Single Season Record Watch

A few Tigers are looking to write their names in the single season record books by putting up historic numbers for the program. If the season ended today, below is where they would rank:

Batting Average (Min. 100 At-Bats)

| Name | Stat | Ranks |
|--------------|------|-------|
| Tori Edwards | .403 | No. 6 |

On-Base Percentage (Min. 100 At-Bats)

| Name | Stat | Ranks |
|----------------|------|-------|
| Danieca Coffey | .512 | No. 5 |
| Tori Edwards | .510 | No. 6 |
| Maci Bergeron | .498 | No. 8 |

Slugging Percentage (Min. 100 At-Bats)

| Name | Stat | Ranks |
|--------------|------|-------|
| Tori Edwards | .844 | No. 1 |

Home Runs

| Name | Stat | Ranks |
|--------------|------|---------|
| Tori Edwards | 18 | T-No. 1 |

RBI

| Name | Stat | Ranks |
|--------------|------|-------|
| Tori Edwards | 71 | No. 4 |

Walks

| Name | Stat | Ranks |
|---------------|------|----------|
| Dnieca Coffey | 46 | No. 4 |
| Maci Bergeron | 40 | T-No. 10 |

Opponent Batting Average (Min. 100 IP)

| Name | Stat | Ranks |
|-----------------|------|-------|
| Jayden Heavener | .163 | No. 7 |

Last Ride for Redoutey

Outfielder McKenzie Redoutey, has a .298 career batting average with 18 home runs. This season, Redoutey bats .316 with 49 hits, 45 RBI, has 12 doubles, two triples and four home runs, including her first career grand slam at Arkansas (May 2).

In the series with the Razorbacks to end the regular season, Redoutey batted .364 behind four hits, scored three runs and had a team-high four RBI thanks to the slam.

After struggling on opening weekend with a 2-for-12 showing, Redoutey batted .341 (15-for-44) in the next three weekends and led the team with nine extra-base hits and 18 RBI in that span.

NEWS AND NOTES

Check Her Track Record

Redoutey has tallied back-to-back seasons with a .300 batting average and had a career-high 53 hits in 2024.

She is the longest tenured Tiger in the outfield and has 33 putouts and three assists this season.

7s Up!

Outfielder Jalia Lassiter has three games batting 1.000 with at least three at-bats. She has a .328 average on the year with 57 hits, including three homers, 51 runs and 36 RBI.

Lassiter has put together a few solid weekends, including her performance in the series at Georgia (March 21-23) where she led LSU, batting 5-for-10 and had team-high five RBI. She had two extra-base hits, including her first career grand slam in that series. Lassiter went 4-for-4 at the plate with four RBI in game two at Georgia.

The following weekend she hit her second home run of the season versus South Carolina.

Lassiter had a stretch of four consecutive two-hit games from March 30-April 5.

Outfield U Addition

Lassiter is a two-time All-Region selection from Ole Miss, where she logged a .302 batting average with 109 hits, including nine triples, scored 72 runs and had 51 RBI in two seasons with the Rebels. She has a .994 career fielding percentage in the outfield with 171 putouts, four assists and one error in 176 chances.

Last season, Lassiter ranked No. 3 in the SEC with a .314 batting average and No. 9 with 61 hits.

La-YES!!

Outfielder Jadyn Laneaux had a season-best 3-for-3 outing with two RBI in the series clinching win against Florida. Laneaux has registered a .316 batting average on 42 hits, including eight doubles and one triple, and has 21 RBI.

Laneaux turned in two-hit games in four of six games from March 23-April 1.

The Legacy Continues

The legacy of Outfield U at LSU continues with three solid starters in the outfield, all with a 1.000 fielding percentage.

Redoutey leads the trio with three assists and has 38 putouts, and Lassiter has two assists with 56 putouts.

Laneaux has 83 putouts, including a game-saving over-the-shoulder catch in left field in the 3-2 walk-off victory against Southeastern Louisiana (Feb. 9).

Geaux Hodge!

Infielder Avery Hodge recorded her 10th multi-hit game of the season after a career-high three hits at McNeese (April 1). On the season, Hodge batting .328 on 45 hits, including her first career home run at UL Lafayette (March 25). Hodge has scored 31 runs, has 30 RBI and is 10-for-12 in stolen bases.

Defensively, she ranks No. 8 in the SEC with 99 assists.

Championship Pedigree

Hodge transferred to LSU after winning two National Championships at Oklahoma. Last season she had 21 hits, 28 runs and nine RBI and totaled six extra-base hits. In the 2024 Women's College World Series, Hodge tallied four hits, including two doubles and scored four runs to help the Sooners win the title.

On a Roll

Infielder Sierra Daniel had a 10-game hitting streak entering the quarterfinal game of the SEC Tournament. In that stretch, Daniel led the team with a .500 batting average on 12 hits, including three doubles, and had a .538 on-base percentage.

Sierra D 23

Daniel has been hot defensively and offensively. Daniel has 69 assists and 54 putouts with four errors at second base. Daniel had a stretch of 13 games without an error before game one at Arkansas (May 1), and matched her career-high of five assists against then-No. 23 Kentucky (March 14). She has three games with four or more assists in 2025.

The Arizona native is averaging .394 at the plate and has 31 runs, 37 hits, including two home runs, and has 18 RBI.

Daniel hit her first career home run, a two-run shot against Weber State (March 1), and hit her first SEC dinger, a solo shot at Georgia (March 21). Daniel also hit the walk-off single against Florida (April 27) to even that series.

A True Overcomer

In August 2023 during a physical, it was discovered that Daniel had Wolff Parkinson White Syndrome, a heart condition that causes the heart to beat abnormally fast for periods of time.

With the help of our partners at Our Lady of the Lake, Daniel was able to have a procedure to address this issue. She missed roughly one week of practice in the fall of 2023 before being fully cleared to return with no complications.

Kee Kee!

Utility player Maddox McKee got the start at McNeese on April 1, and rewarded the decision with her first career home run as part of a six-run sixth inning.

McKee has started in 34 games and appeared in 40 this season. She has a .283 batting average, 26 hits, 20 runs and has 14 RBI. She also has 18 assists and 23 putouts.

Bedell on the Come Up

Utility player Savanna Bedell has 13 starts on the season, 12 as the designated player and one at right field. She has 15 hits and 10 RBI this season, and has scored 11 runs.

Bedell had pinch-hit RBI singles in back-to-back games against Arkansas, and led LSU in the South Carolina series with a .500 batting average, four hits, including her first career home run, and added two RBI and a walk.

Walker's Time

Utility player McKaela Walker is hitting .178 on eight hits, including one home run, has scored 14 runs and has 11 RBI in 26 games this season.

Walker made three starts as a designated player and appeared in 14 games last season, had two hits with three runs and five walks. Her first hit last season was her first collegiate home run, a three-run shot at Nicholls on March 26, 2024.

M&M

Madyson Manning started in all 18 games she appeared in last season, batting .320 with eight hits. Defensively, she had a .946 fielding percentage at third base with 23 assists and 12 putouts. Manning made her first career start in the SEC series at No. 4 Tennessee on April 20, 2024.

Manning has appeared in seven games in 2025 and has two hits, one run and two RBI.

Portal Pickups

LSU picked up three solid players in the transfer portal, beginning with infielder Avery Hodge (Oklahoma), outfielder Jalia Lassiter (Ole Miss) and pitcher Ashley Vallejo (McNeese).

True Freshmen

LSU welcomes six true freshmen to the 2025 roster, including Zoe Calvez (Orlando, Fla.), Alix Franklin (St. Amant, La.), Destiny Harris (Norfolk, Va.), Jayden Heavener (Pace, Fla.), Sa'Mya Jones (Pearland, Texas), Jada Phillips (Bradenton, Fla.).

Harris, Heavener, Phillips and Jones were named to a few watch lists as freshmen.

Softball Signed Six for the 2026 Season

Head coach Beth Torina announced in the fall the signing of six players during 2024 Signing Day.

The Tigers signed utility player Gradie Appling (Juliette, Ga.), pitcher Cali Deal (Quitman, La.), outfielder Rylie Johnson (Spotsylvania, Va.), utility pitcher Ashlin Mowery (Lancaster, Ohio), infielder Ci'Elia Pickett (Mentone, Calif.) and pitcher Lauryn Soeken (Katy, Texas).

Tigers in the AUSL

The Athletes Unlimited Softball League had its inaugural draft in late January where Aliyah Andrews, Ciara Briggs, Carley Hoover and Savannah Jaquish were selected. Andrews, Briggs and Hoover were selected by the Blaze, while Jaquish was picked by the Talons coached by former LSU Assistant Coach Howard Dobson (2012-2024).

Danieca Coffey was the 11th pick of the third round in the 2025 AUSL College draft and will play for the Volts.

The AUSL season begins on June 7, 2025.

A Quick 2024 Recap

After starting the 2024 season 24-0, LSU concluded the year with a 44-17 record.

The Tigers were the No. 9 seed in the NCAA Tournament and faced off against No. 8 seed Stanford in the NCAA Super Regional round. It was LSU's first Super Regional appearance since 2021 and 10th Supers appearance all-time.

LAST TIME A TIGER....

| | |
|--|--|
| Scored three runs in a game: | Danieca Coffey, at No. 8/6 Arkansas, 05/02/25 |
| Scored four runs in a game: | Aliyah Andrews & Morgan Smith, North Dakota 02/17/21 |
| Had four hits in a game: | Raeleen Gutierrez, No. 13/15 Arkansas 04/27/24 |
| Had five hits in a game: | Sahvanna Jaquish, at South Carolina, 04/19/14 |
| Had five RBIs in a game: | Tori Edwards, No. 10/11 South Carolina, 03/28/25 |
| Had six RBIs in a game: | Tori Edwards, ULM, 03/05/25 |
| Had seven RBIs in a game: | Amanda Doyle, North Dakota, 02/17/21 |
| Had nine RBIs in a game: | Bianka Bell, at Louisiana Tech, 03/15/16 |
| Had two doubles in a game: | Tori Edwards, at No. 3 Texas A&M 04/11/25 |
| Had three doubles in a game: | Taylor Pleasants, at Texas A&M, 04/09/22 |
| Had two triples in a game: | Constance Quinn, vs. Bethune-Cookman, 02/23/17 |
| Had two home runs in a game: | Maci Bergeron, No. 23 Kentucky, 03/16/25 |
| Had three home runs in a game: | Bianka Bell, Kellsie Kloss, at Louisiana Tech, 03/15/16 |
| Hit a grand slam: | McKenzie Redoutey, at No. 8/6 Arkansas, 05/02/25 |
| Lead off game with home run: | Ali Newland, ULM, 04/02/24 |
| Lead off inning with home run: | Jalia Lassiter, at No. 8/6 Arkansas, 05/01/25 |
| Hit an inside-the-park home run: | Raeleen Gutierrez, at Southeastern Louisiana, 03/16/21 |
| Hit a walk-off home run to win regulation game: | Taylor Pleasants, Utah, 02/17/23 |
| Hit a walk-off home run to win an extra inning game: | Karli Petty, Southeastern Louisiana, 04/10/24 |
| Had eight total bases in a game: | Jalia Lassiter, at No. 13/15 Georgia, 03/22/25 |
| Had nine total bases in a game: | Tori Edwards, ULM, 03/05/25 |
| Had 10 total bases in a game: | Taylor Pleasants, Liberty, 02/21/21 |
| Had 13 total bases in a game: | Bianka Bell, at Louisiana Tech, 03/15/16 |
| Had 14 total bases in a game: | Kellsie Kloss, at Louisiana Tech, 03/15/16 |
| Drew three walks in a game: | Danieca Coffey, No. 17/18 Virginia Tech, 02/15/25 |
| Drew four walks in a game: | Sahvanna Jaquish, Missouri, 04/29/17 |
| Drew five walks in a game: | Taylor Pleasants, Sam Houston St., 02/22/20 |
| Drew two intentional walks in a game: | Amanda Doyle, Auburn, 03/11/18 |
| Drew three intentional walks in a game: | Shelbi Suneri, USC Upstate, 03/01/19 |
| Hit by pitch twice in a game: | Maddox McKee, Southeastern La., 02/09/25 |
| Hit by pitch three times in a game: | Taylor Pleasants, vs. UL-Lafayette, 05/22/21 |
| Had two sacrifice hits in a game: | Madysen Manning, No. 13/15 Arkansas, 04/26/24 |
| Had three sacrifice hits in a game: | Tara Asbill, at Alabama [Gm 1], 05/05/00 |
| Had two sacrifice flies in a game: | Morgan Cummins, Sam Houston St., 02/22/20 |
| Had two stolen bases in a game: | Tori Edwards, Louisiana Tech, 04/09/25 |
| Had three stolen bases in a game: | Ciara Briggs, Illinois State, 03/08/20 |
| Had four stolen bases in a game: | Aliyah Andrews, Oregon State, 02/17/18 |
| Seven-inning complete-game shutout: | Jayden Heavener, vs. No. 17/18 Mississippi St., 04/07/25 |
| Extra-inning complete-game shutout: | Shelbi Suneri, Ole Miss [8 IP], 04/01/21 |
| Tossed a seven-inning perfect game: | Maribeth Gorsuch, Belmont [7 IP], 02/22/20 |
| Tossed a perfect game: | Jayden Heavener, Charlotte [6 IP], 02/07/25 |
| Tossed a no-hitter: | Jayden Heavener, Charlotte [6 IP], 02/07/25 |
| Tossed a combined no-hitter: | Kilponen, Edwards, Abrams, Florida A&M, 02/09/20 |
| Seven-inning no-hitter: | Kelley Lynch, Auburn, 04/13/24 |
| Seven-inning complete-game one-hitter: | Jayden Heavener, vs. No. 17/18 Mississippi St., 04/07/25 |
| Recorded 13 strikeouts in a game: | Jayden Heavener, Charlotte [6 IP], 02/07/25 |
| Recorded 14 strikeouts in a game: | Ali Kilponen, Central Arkansas, 02/23/21 |
| Recorded 15 strikeouts in a game: | Ali Kilponen, Campbell, 03/07/20 |
| Recorded 16 strikeouts in a game: | Maribeth Gorsuch, Belmont, 02/22/20 |
| Recorded 17 strikeouts in a game: | Brittany Mack, at No. 10 Missouri [Gm 1], 05/27/11 |
| Recorded 18 strikeouts in a game: | Rachele Fico, vs. Syracuse, 05/20/11 |
| Recorded 19 strikeouts in a game: | Britni Sneed, vs. Oklahoma, 05/26/01 |
| Recorded 22 strikeouts in a game: | Rachele Fico, at Mississippi State, 03/08/13 |
| Pitched 10+ innings: | Sydney Berzon, Boise State, 02/22/24 |
| Pitched 11+ innings: | Ashley Czechner, vs. Harvard, 02/28/14 |
| Pitched 13+ innings: | Sydney Berzon, vs. #20 Alabama [14 IP], 05/08/24 |
| Pitched 19+ innings: | Allie Walljasper, Ole Miss, 04/06/18 |
| Had 18 putouts: | Morgan Russell, vs. Syracuse, 05/20/11 |
| Had 19 putouts: | Jennifer Schuelke, vs. Oklahoma, 05/26/01 |
| Had 24 putouts: | Raeleen Gutierrez, vs. #20 Alabama, 05/08/24 |
| Had 26 putouts: | Amanda Doyle, Ole Miss, 04/11/18 |
| Had six assists: | Taylor Pleasants, No. 3 Texas 03/12/24 |
| Had seven assists: | Taylor Pleasants, No. 19/25 UL Lafayette, 04/16/24 |
| Had eight assists: | Taylor Tidwell, vs. UL-Lafayette, 05/23/21 |
| Had nine assists: | Taylor Pleasants, vs. #20 Alabama, 05/08/24 |
| Had 10 assists: | Becca Schulte, Ole Miss, 04/06/18 |

Inning-by-Inning

| SCORE BY INNINGS | 1 | 2 | 3 | 4 | 5 | 6 | 7 | 8 | 9 | 10 + | TOTALS |
|------------------|----|----|----|----|----|----|----|---|---|------|--------|
| LSU | 68 | 72 | 70 | 57 | 43 | 51 | 24 | 0 | 0 | 0 | 385 |
| Opponents | 28 | 18 | 28 | 31 | 32 | 18 | 14 | 2 | 0 | 0 | 171 |

HONORS & AWARDS

Sydney Berzon

- All-SEC Second Team
- USA Softball Top 50 Watch List
- Preseason All-SEC Selection
- D1Softball Preseason All-American First Team
- Softball America Preseason All-American First Team

Maci Bergeron

- All-SEC Second Team

Danieca Coffey

- All-SEC Second Team
- SEC Player of the Week (March 11)
- Softball America Star of the Week (Feb. 25)
- SEC Player of the Week (Feb. 24)
- USA Softball Top 50 Watch List
- Preseason All-SEC Selection

Tori Edwards

- SEC Freshman of the Year
- All-SEC First Team
- NFCA Division I Freshman of the Year Top 10 Finalist
- USA Softball Player of the Year Top 25 Finalist
- NFCA Division I Freshman of the Year Top 25 Finalist
- SEC Freshman of the Week (March 18)
- D1Softball Freshman of the Week (March 18)

Jayden Heavener

- NFCA Division I Freshman of the Year Top 10 Finalist
- NFCA Division I Freshman of the Year Top 25 Finalist
- SEC Freshman of the Week (Feb. 17)
- SEC Freshman of the Week (Feb. 10)

Jalia Lassiter

- Preseason All-SEC Selection

Beth Torina

- NFCA 2024 Humanitarian Award

Multi Hit Games, Multi RBI Games, Streaks

Multiple-Hit Games

(Career # in parentheses)

| | 2 | 3 | 4 | 5+ | Total |
|-----------|---------|--------|-------|----|---------|
| Coffey | 17 (59) | 3 (15) | - | - | 20 (74) |
| Edwards | 13 (12) | 6 (6) | - | - | 19 (19) |
| Bergeron | 16 (22) | 2 (4) | - | - | 18 (26) |
| Lassiter* | 12 (12) | 2 (2) | 1 (1) | - | 15 (15) |
| Redoutey | 12 (36) | 2 (6) | - | - | 14 (42) |
| Hodge* | 12 (12) | 1 (1) | - | - | 13 (13) |
| Laneaux | 8 (8) | 2 (2) | - | - | 10 (10) |
| Daniel | 8 (15) | - (1) | - | - | 8 (16) |
| McKee | 4 (5) | 2 (3) | - | - | 6 (8) |
| Bedell | 2 (2) | 1 (1) | - | - | 3 (3) |
| Walker | 1 (1) | - | - | - | 1 (1) |
| Manning | - (1) | - | - | - | - (1) |
| Peterson | - (1) | - | - | - | - (1) |

Multiple-RBI Games

(Career # in parentheses)

| | 2 | 3 | 4 | 5+ | Total |
|-----------|--------|-------|-------|-------|---------|
| Edwards | 8 (8) | 1 (1) | 5 (5) | 3 (3) | 17 (17) |
| Redoutey | 8 (24) | 4 (8) | 1 (2) | - | 13 (34) |
| Bergeron | 3 (7) | 6 (7) | 1 (1) | 1 (1) | 11 (16) |
| Coffey | 7 (17) | 2 (6) | - (2) | 1 (1) | 10 (26) |
| Lassiter* | 6 (6) | 2 (2) | 1 (1) | - | 9 (9) |
| Hodge* | 6 (6) | 1 (1) | - | 1 (1) | 8 (8) |
| Daniel | 4 (4) | 1 (1) | - | - | 5 (5) |
| Laneaux | 4 (4) | 1 (1) | - | - | 5 (5) |
| Walker | 2 (3) | 1 (2) | - | - | 3 (5) |
| McKee | 3 (4) | - | - | - | 3 (4) |
| Savoy | - (1) | - | - | - | - (1) |

* = During LSU Career Only

Longest Hitting Streak

| | Current | 2025 | Career |
|-----------|---------|------|----------------|
| Lassiter* | 3 | 5 | 5 (2025) |
| Harris | 1 | 1 | 1 (2025) |
| Coffey | - | 15 | 25 (2024-25) |
| Daniel | - | 10 | 10 (2025) |
| Redoutey | - | 9 | 9 (2025) |
| Hodge* | - | 9 | 9 (2025) |
| Bergeron | - | 8 | 8 (2025) |
| Edwards | - | 7 | 7 (2025) |
| Laneaux | - | 6 | 6 (2025) |
| McKee | - | 5 | 5 (2025) |
| Bedell | - | 3 | 3 (2025) |
| Walker | - | 3 | 3 (2025) |
| Manning | - | 1 | 3 (2024) |
| Peterson | - | 1 | 3 (2022) |
| Giglio | - | - | 1 (2023, 2024) |
| Savoy | - | - | 1 (2024) |
| Townsend | - | - | 1 (2023) |

Longest Reached Based Streak

| | Current | 2025 | Career |
|-----------|---------|------|----------------------|
| Edwards | 11 | 17 | 17 (2025) |
| Daniel | 11 | 11 | 11 (2025) |
| Lassiter* | 5 | 9 | 9 (2025) |
| Hodge* | 2 | 13 | 13 (2025) |
| Savoy | 2 | 2 | 2 (2025) |
| Bergeron | 1 | 17 | 17 (2024-25, 2025) |
| Giglio | 1 | 1 | 1 (2023, 2024, 2025) |
| Harris | 1 | 1 | 1 (2025) |
| Coffey | - | 29 | 39 (2024-25) |
| Redoutey | - | 12 | 12 (2025) |
| Laneaux | - | 11 | 11 (2025) |
| McKee | - | 7 | 7 (2025) |
| Walker | - | 4 | 7 (2023) |
| Peterson | - | 3 | 5 (2022) |
| Bedell | - | 3 | 3 (2025) |
| Manning | - | 1 | 5 (2024) |
| Townsend | - | - | 1 (2023) |

* = During LSU Career Only

2025 NCAA Individual as of May 11

| Statistic | Player | National Rank | Conference Rank | Value | National Leader | Value | Conference Leader | Value |
|---|--|----------------------|------------------|-------------------------|--|----------------|--|-------------|
| Assists (142 ranked) | | | | | Ariel Fifita, Utah St. | 159 | Kali Heivilin, Alabama | 122 |
| Assists Per Game (149 ranked) | | | | | Ariel Fifita, Utah St. | 3.06 | Kali Heivilin, Alabama | 2.18 |
| Batting Average (150 ranked) | Tori Edwards Danieca Coffey | 103 147 | 15 19 | 0.403 0.386 | Haley Ahr, Marist | 0.524 | Bri Ellis, Arkansas | 0.475 |
| Caught Stealing By (144 ranked) | | | | | Morgan Pool, Maine | 25 | Julia Crenshaw, Missouri Marisa Miller, Georgia | 9 9 |
| Complete Games (279 ranked) | Sydney Berzon Jayden Heavener | 24 105 | 2 7 | 18 11 | Sydney Horan, Quinnipiac | 28 | Karlyn Pickens, Tennessee | 19 |
| Doubles (145 ranked) | Tori Edwards Jalia Lassiter | 97 145 | 10 14 | 14 13 | Alyssa Hastings, Lipscomb Brooke Kłosowicz, Penn St. Taylor Minnick, Indiana | 23 23 23 | Karley Shelton, South Carolina | 18 |
| Doubles Per Game (150 ranked) | | | | | Taylor Minnick, Indiana | 0.45 | Ella Parker, Oklahoma | 0.34 |
| Earned Run Average (150 ranked) | Sydney Berzon | 117 | 8 | 2.56 | Nijaree Canady, Texas Tech | 0.81 | Karlyn Pickens, Tennessee | 0.92 |
| Games Started (291 ranked) | Sydney Berzon Jayden Heavener | 172 218 | 10 14 | 21 20 | Madilyn Reeves, Miami (OH) | 38 | Raelin Chaffin, Mississippi St. Miali Guachino, Ole Miss | 27 27 |
| Hit Batters (108 ranked) | | | | | 14 players tied | 1 | Carson Fall, Kentucky | 4 |
| Hit By Pitch (221 ranked) | | | | | Brooke Albaugh, Cleveland St. | 21 | Kiarra Sells, Mississippi St. | 18 |
| Hit by Pitch per Game (150 ranked) | | | | | Brooke Albaugh, Cleveland St. | 0.48 | Amari Harper, Texas A&M | 0.35 |
| Hits (140 ranked) | Danieca Coffey | 124 | 9 | 64 | Sophia Knight, Boise St. | 103 | Kendra Falby, Florida | 82 |
| Hits Allowed Per Seven Innings (150 ranked) | Jayden Heavener Tatum Clopton Sydney Berzon | 5 16 146 | 1 4 20 | 3.96 4.73 6.20 | Nijaree Canady, Texas Tech | 3.44 | Jayden Heavener, LSU | 3.96 |
| Home Runs (207 ranked) | Tori Edwards | 31 | 3 | 18 | Cori McMillan, Virginia Tech | 30 | Bri Ellis, Arkansas | 26 |
| Home Runs Per Game (146 ranked) | Tori Edwards | 36 | 4 | 0.33 | Cori McMillan, Virginia Tech | 0.58 | Bri Ellis, Arkansas | 0.50 |
| Innings Pitched (250 ranked) | Sydney Berzon | 185 | 11 | 131.0 | Madilyn Reeves, Miami (OH) | 243.2 | Karlyn Pickens, Tennessee | 174.1 |
| On Base Percentage (150 ranked) | Danieca Coffey Tori Edwards Maci Bergeron | 56 59 83 | 10 11 16 | 0.512 0.510 0.498 | Bri Ellis, Arkansas | 0.649 | Bri Ellis, Arkansas | 0.649 |
| Pitching Appearances (291 ranked) | | | | | Lauren Schurman, Iowa St. Mady Volpe, Penn St. | 48 48 | SJ Geurin, Auburn | 45 |
| RBI's (148 ranked) | Tori Edwards Maci Bergeron | 9 117 | 4 19 | 71 48 | Katherine Rodriguez, North Carolina | 83 | Taylor Shumaker, Florida | 76 |
| Runs (47 ranked) | | | | | Peyton Pusey, Marist | 77 | Taylor Shumaker, Florida | 64 |
| Runs Batted In Per Game (150 ranked) | Tori Edwards | 11 | 4 | 1.29 | Katherine Rodriguez, North Carolina | 1.54 | Bri Ellis, Arkansas | 1.38 |
| Runs per Game (150 ranked) | Danieca Coffey Tori Edwards Jalia Lassiter | 96 96 110 | 14 14 18 | 0.95 0.95 0.93 | Peyton Pusey, Marist | 1.43 | Bri Ellis, Arkansas | 1.17 |
| Sacrifice Bunts per game (146 ranked) | | | | | Kayla Falterman, Louisiana | 0.44 | Dallis Goodnight, Georgia | 0.18 |
| Sacrifice Flies (69 ranked) | Tori Edwards Avery Hodge Jalia Lassiter McKenzie Redoutey | 69 69 69 69 | 7 7 7 7 | 4 4 4 4 | Bella Fuentes, UC Santa Barbara | 10 | Brooke Blankenship, South Carolina | 8 |
| Saves (124 ranked) | Sydney Berzon | 124 | 18 | 2 | Ainsley Lambert, Fla. Atlantic | 11 | Sam Gress, South Carolina | 5 |
| Shutouts (101 ranked) | Sydney Berzon Jayden Heavener | 27 27 | 4 4 | 5 5 | Maya Johnson, Belmont | 11 | Miali Guachino, Ole Miss Emiley Kennedy, Texas A&M Karlyn Pickens, Tennessee | 6 6 6 |
| Slugging Percentage (300 ranked) | Tori Edwards Maci Bergeron | 25 286 | 3 35 | 0.844 0.608 | Bri Ellis, Arkansas | 1.189 | Bri Ellis, Arkansas | 1.189 |
| Stolen Base Percentage (51 ranked) | | | | | Savannah Groshong-Kirk, Grand Canyon | 1.000 | Kayden Henry, Texas | 0.967 |
| Stolen Bases (290 ranked) | | | | | Kai Luschar, Oregon | 54 | Audrey Vandagriff, Alabama | 48 |
| Stolen Bases Per Game (146 ranked) | | | | | Ka'Liyah Gipson, Jackson St. | 1.07 | Audrey Vandagriff, Alabama | 0.86 |
| Strikeout-to-Walk Ratio (150 ranked) | | | | | Maya Johnson, Belmont | 18.05 | Teagan Kavan, Texas | 4.59 |
| Strikeouts (145 ranked) | Jayden Heavener | 49 | 7 | 148 | Maya Johnson, Belmont | 343 | Karlyn Pickens, Tennessee | 231 |

2025 NCAA Individual

as of May 11

| Statistic | Player | National Rank | Conference Rank | Value | National Leader | Value | Conference Leader | Value |
|--|---|-----------------|-----------------|----------------------|---|----------|---|----------------|
| Strikeouts Per Seven Innings (150 ranked) | Jayden Heavener | 12 | 3 | 9.2 | Maya Johnson, Belmont | 12.6 | Karlyn Pickens, Tennessee | 9.3 |
| Total Bases (146 ranked) | Tori Edwards | 33 | 3 | 130 | Miah McDonald, Marist | 178 | Bri Ellis, Arkansas | 145 |
| Toughest to Strike Out (149 ranked) | | | | | Taliyah Thomas, USC Upstate | 85.5 | Mia Scott, Texas | 21.9 |
| Triples (18 ranked) | | | | | Kennedy Harp, Florida St. Ahmiya Noriega, San Jose St. | 10 10 | Kinsey Fiedler, Tennessee | 8 |
| Triples Per Game (150 ranked) | | | | | Kennedy Harp, Florida St. | 0.20 | Kinsey Fiedler, Tennessee | 0.15 |
| Victories (150 ranked) | Sydney Berzon Jayden Heavener | 46 118 | 7 13 | 17 13 | Nicolette Picone, Coastal Carolina | 28 | Teagan Kavan, Texas Emiley Kennedy, Texas A&M Raelin Chaffin, Mississippi St. | 21 21 21 |
| WHIP (150 ranked) | Sydney Berzon Jayden Heavener | 93 96 | 12 13 | 1.20 1.20 | Maya Johnson, Belmont | 0.62 | Karlyn Pickens, Tennessee | 0.89 |
| Walks Allowed Per Seven Innings (150 ranked) | | | | | Maya Johnson, Belmont | 0.70 | Alexia Lacatena, Kentucky | 1.12 |
| Walks Per Game (150 ranked) | Danieca Coffey Maci Bergeron Tori Edwards | 17 44 113 | 6 12 20 | 0.84 0.73 0.62 | Allison Benning, North Florida | 1.21 | Bri Ellis, Arkansas | 1.12 |

2025 NCAA Team Rankings as of May 11

| Statistic | National Rank | Conference Rank | Value | National Leader | Value | Conference Leader | Value |
|--|---------------|-----------------|-------|----------------------------------|------------|-------------------|-------|
| Batting Average (300 ranked) | 20 | 4 | 0.335 | Indiana | 0.368 | Texas | 0.354 |
| Double Plays (298 ranked) | 122 | 10 | 16 | Louisiana Utah | 35 35 | Alabama | 30 |
| Double Plays per Game (300 ranked) | 145 | 10 | 0.29 | Utah | 0.66 | Alabama | 0.52 |
| Doubles (300 ranked) | 46 | 5 | 80 | McNeese | 117 | South Carolina | 93 |
| Doubles per Game (300 ranked) | 60 | 6 | 1.45 | Indiana | 2.10 | South Carolina | 1.69 |
| Earned Run Average (300 ranked) | 36 | 4 | 2.79 | Grand Canyon | 1.74 | Tennessee | 1.80 |
| Fielding Percentage (300 ranked) | 52 | 10 | 0.970 | Fla. Atlantic | 0.984 | Arkansas | 0.983 |
| Hit Batters (300 ranked) | 249 | 14 | 41 | Ark.-Pine Bluff Western Mich. | 8 8 | Alabama | 16 |
| Hit By Pitch (300 ranked) | 159 | 14 | 28 | Ball St. | 91 | Texas A&M | 58 |
| Hits (300 ranked) | 34 | 5 | 468 | Boise St. Florida St. | 531 531 | Texas | 513 |
| Hits Allowed Per Seven Innings (300 ranked) | 294 | 14 | 5.50 | Mississippi Val. | 16.44 | Auburn | 7.58 |
| Home Runs (300 ranked) | 93 | 14 | 42 | Ohio St. | 137 | Oklahoma | 102 |
| Home Runs per game (300 ranked) | 106 | 14 | 0.76 | Ohio St. | 2.45 | Oklahoma | 1.96 |
| On Base Percentage (300 ranked) | 7 | 4 | 0.441 | Indiana | 0.457 | Oklahoma | 0.449 |
| RBIs Per Game (300 ranked) | 21 | 6 | 6.31 | Ohio St. | 8.04 | Florida | 7.12 |
| Runs Batted In (299 ranked) | 19 | 6 | 347 | Ohio St. | 450 | Florida | 406 |
| Scoring (300 ranked) | 20 | 6 | 7.00 | Ohio St. | 8.45 | Oklahoma | 7.60 |
| Shutouts (270 ranked) | 20 | 4 | 13 | Texas Tech | 23 | Tennessee | 17 |
| Slugging Percentage (300 ranked) | 54 | 9 | 0.494 | Ohio St. | 0.706 | Oklahoma | 0.633 |
| Stolen Bases per Game (300 ranked) | 128 | 10 | 1.02 | Prairie View | 3.52 | Alabama | 1.83 |
| Strikeout-to-Walk Ratio (300 ranked) | 82 | 10 | 1.79 | Belmont | 5.02 | Tennessee | 3.58 |
| Team Strikeouts Per Seven Innings (300 ranked) | 28 | 6 | 6.34 | St. John's (NY) | 9.27 | Tennessee | 8.54 |
| Total Runs (300 ranked) | 16 | 6 | 385 | Ohio St. | 473 | Florida | 431 |
| Total Sacrifice Bunts (300 ranked) | 268 | 11 | 11 | Louisiana | 80 | Kentucky | 45 |
| Total Sacrifice Flies (300 ranked) | 5 | 3 | 28 | Prairie View | 38 | Texas | 30 |
| Total Stolen Bases (300 ranked) | 112 | 8 | 56 | Southeastern La. | 194 | Alabama | 106 |
| Triple Plays (2 ranked) | | | | Campbell | 2 | | |
| Triples (296 ranked) | 155 | 9 | 8 | Southeastern La. | 33 | Tennessee | 18 |
| Triples per Game (299 ranked) | 189 | 10 | 0.15 | Southeastern La. | 0.53 | Tennessee | 0.33 |
| WHIP (300 ranked) | 31 | 5 | 1.29 | Texas Tech | 0.97 | Tennessee | 0.98 |
| WL Percentage (300 ranked) | 25 | 6 | 0.745 | Grand Canyon | 0.885 | Oklahoma | 0.865 |
| Walks (300 ranked) | 2 | 1 | 258 | Ohio St. | 268 | LSU | 258 |

2025 OVERALL STATS

Record: 41-14 Home: 30-4 Away: 6-9 Neutral: 5-1 SEC: 12-12

| Player | avg | gp-gs | ab | r | h | 2b | 3b | hr | rbi | tb | slg% | bb | hp | so | gdp | ob% | sf | sh | sb-att | po | a | e | fld% |
|---------------------|------|-------|------|-----|-----|----|----|----|-----|-----|------|-----|----|-----|-----|-------|----|----|--------|------|-----|----|-------|
| 33 Destiny Harris | .500 | 2-0 | 2 | 0 | 1 | 0 | 0 | 0 | 1 | 1 | .500 | 0 | 0 | 0 | 0 | .500 | 0 | 0 | 0-0 | 0 | 0 | 0 | .000 |
| 42 Tori Edwards | .403 | 55-55 | 154 | 52 | 62 | 14 | 0 | 18 | 71 | 130 | .844 | 34 | 4 | 30 | 2 | .510 | 4 | 0 | 7-8 | 319 | 8 | 4 | .988 |
| 23 Sierra Daniel | .394 | 47-40 | 94 | 31 | 37 | 5 | 0 | 2 | 18 | 48 | .511 | 14 | 3 | 14 | 0 | .478 | 2 | 2 | 7-8 | 54 | 69 | 4 | .969 |
| 13 Danieca Coffey | .386 | 55-55 | 166 | 52 | 64 | 11 | 1 | 2 | 38 | 83 | .500 | 46 | 0 | 16 | 1 | .512 | 3 | 1 | 8-10 | 52 | 70 | 12 | .910 |
| 12 Maci Bergeron | .373 | 55-55 | 158 | 36 | 59 | 10 | 0 | 9 | 48 | 96 | .608 | 40 | 1 | 20 | 1 | .498 | 2 | 0 | 0-0 | 301 | 12 | 2 | .994 |
| 82 Avery Hodge | .328 | 55-55 | 137 | 31 | 45 | 4 | 2 | 1 | 30 | 56 | .409 | 18 | 3 | 18 | 1 | .407 | 4 | 3 | 10-12 | 60 | 99 | 13 | .924 |
| 7 Jalia Lassiter | .328 | 55-55 | 174 | 51 | 57 | 13 | 1 | 3 | 36 | 81 | .466 | 20 | 4 | 20 | 0 | .401 | 4 | 3 | 4-4 | 56 | 2 | 0 | 1.000 |
| 4 McKenzie Redoutey | .316 | 54-54 | 155 | 30 | 49 | 12 | 2 | 4 | 45 | 77 | .497 | 26 | 3 | 13 | 1 | .415 | 4 | 0 | 2-2 | 38 | 3 | 0 | 1.000 |
| 15 Jadyn Laneaux | .316 | 53-49 | 133 | 31 | 42 | 8 | 1 | 0 | 21 | 52 | .391 | 27 | 1 | 20 | 1 | .429 | 2 | 0 | 6-6 | 83 | 1 | 0 | 1.000 |
| 16 Savanna Bedell | .306 | 26-13 | 49 | 11 | 15 | 0 | 0 | 1 | 10 | 18 | .367 | 3 | 1 | 1 | 0 | .352 | 1 | 0 | 0-0 | 0 | 0 | 0 | .000 |
| 2 Maddox McKee | .283 | 40-34 | 92 | 20 | 26 | 2 | 1 | 1 | 14 | 33 | .359 | 14 | 4 | 11 | 1 | .396 | 1 | 2 | 8-10 | 23 | 18 | 2 | .953 |
| 27 McKaela Walker | .178 | 26-19 | 45 | 14 | 8 | 1 | 0 | 1 | 11 | 12 | .267 | 10 | 3 | 8 | 0 | .356 | 1 | 0 | 0-1 | 3 | 0 | 0 | 1.000 |
| 22 Madyson Manning | .167 | 7-3 | 12 | 1 | 2 | 0 | 0 | 0 | 2 | 2 | .167 | 0 | 0 | 1 | 0 | .167 | 0 | 0 | 0-0 | 4 | 0 | 0 | 1.000 |
| 1 Sydney Peterson | .143 | 7-3 | 7 | 1 | 1 | 0 | 0 | 0 | 1 | 1 | .143 | 3 | 1 | 0 | 0 | .455 | 0 | 0 | 0-0 | 0 | 0 | 0 | .000 |
| 28 Jada Phillips | .000 | 6-4 | 10 | 0 | 0 | 0 | 0 | 0 | 1 | 0 | .000 | 0 | 0 | 3 | 0 | .000 | 0 | 0 | 0-0 | 29 | 3 | 0 | 1.000 |
| 20 Alix Franklin | .000 | 2-1 | 3 | 0 | 0 | 0 | 0 | 0 | 0 | 0 | .000 | 0 | 0 | 1 | 0 | .000 | 0 | 0 | 0-0 | 0 | 0 | 0 | .000 |
| 77 Sa'Mya Jones | .000 | 25-0 | 2 | 13 | 0 | 0 | 0 | 0 | 0 | 0 | .000 | 0 | 0 | 1 | 0 | .000 | 0 | 0 | 4-4 | 0 | 0 | 0 | .000 |
| 3 Maia Townsend | .000 | 19-0 | 2 | 5 | 0 | 0 | 0 | 0 | 0 | 0 | .000 | 0 | 0 | 0 | 0 | .000 | 0 | 0 | 0-1 | 2 | 0 | 0 | 1.000 |
| 32 Zoe Calvez | .000 | 7-0 | 1 | 4 | 0 | 0 | 0 | 0 | 0 | 0 | .000 | 0 | 0 | 0 | 0 | .000 | 0 | 0 | 0-1 | 0 | 0 | 0 | .000 |
| 6 Abigail Savoy | .000 | 2-0 | 0 | 0 | 0 | 0 | 0 | 0 | 0 | 0 | .000 | 2 | 0 | 0 | 0 | 1.000 | 0 | 0 | 0-0 | 0 | 0 | 0 | .000 |
| 9 Madilyn Giglio | .000 | 3-0 | 0 | 2 | 0 | 0 | 0 | 0 | 0 | 0 | .000 | 1 | 0 | 0 | 0 | 1.000 | 0 | 0 | 0-0 | 0 | 0 | 0 | .000 |
| Totals | .335 | 55 | 1396 | 385 | 468 | 80 | 8 | 42 | 347 | 690 | .494 | 258 | 28 | 177 | 8 | .441 | 28 | 11 | 56-67 | 1030 | 339 | 42 | .970 |
| Opponents | .210 | 55 | 1283 | 171 | 270 | 36 | 2 | 29 | 161 | 397 | .309 | 174 | 41 | 311 | 5 | .322 | 9 | 22 | 11-17 | 970 | 319 | 63 | .953 |

LOB - Team (366), Opp (328). DPs turned - Team (16), Opp (19). IBB - Team (2), Edwards 2. Picked off - Townsend 1.

(All games Sorted by Earned run avg)

| Player | era | w-l | app | gs | cg | sho | sv | ip | h | r | er | bb | so | 2b | 3b | hr | b/avg | wp | hp | bk | sfa | sha |
|--------------------|------|-------|-----|----|----|------|----|-------|-----|-----|-----|-----|-----|----|----|----|-------|----|----|----|-----|-----|
| 10 Emilee Casanova | 1.24 | 2-0 | 5 | 2 | 0 | 0/2 | 0 | 11.1 | 14 | 4 | 2 | 6 | 7 | 1 | 0 | 1 | .292 | 3 | 0 | 0 | 0 | 1 |
| 29 Sydney Berzon | 2.56 | 17-7 | 28 | 21 | 18 | 5/0 | 2 | 131.0 | 116 | 68 | 48 | 41 | 99 | 15 | 1 | 13 | .227 | 10 | 10 | 0 | 5 | 8 |
| 0 Jayden Heavener | 2.79 | 13-4 | 24 | 20 | 11 | 5/0 | 1 | 113.0 | 64 | 48 | 45 | 72 | 148 | 5 | 0 | 9 | .163 | 14 | 25 | 0 | 2 | 8 |
| 18 Tatum Clopton | 3.16 | 7-2 | 13 | 7 | 3 | 1/1 | 0 | 57.2 | 39 | 30 | 26 | 39 | 45 | 8 | 1 | 5 | .188 | 3 | 2 | 0 | 2 | 3 |
| 5 Ashley Vallejo | 3.69 | 2-1 | 11 | 5 | 1 | 0/1 | 0 | 30.1 | 37 | 21 | 16 | 16 | 12 | 7 | 0 | 1 | .296 | 0 | 4 | 0 | 0 | 2 |
| Totals | 2.79 | 41-14 | 55 | 55 | 33 | 13/2 | 3 | 343.1 | 270 | 171 | 137 | 174 | 311 | 36 | 2 | 29 | .210 | 30 | 41 | 0 | 9 | 22 |
| Opponents | 7.08 | 14-41 | 55 | 55 | 14 | 1/0 | 4 | 323.1 | 468 | 385 | 327 | 258 | 177 | 80 | 8 | 42 | .335 | 35 | 28 | 0 | 28 | 11 |

PB - Team (6), Bergeron 4, Phillips 2, Opp (12). Pickoffs - Team (1), Bergeron 1, Opp (1). SBA/ATT - Bergeron (9-13), Heavener (4-7), Clopton (3-5), Berzon (4-5), Phillips (2-4).

2025 SEC OVERALL STATS

Record: 12-12 Home: 8-4 Away: 4-8 SEC: 12-12

| Player | avg | gp-gs | ab | r | h | 2b | 3b | hr | rbi | tb | slg% | bb | hp | so | gdp | ob% | sf | sh | sb-att | po | a | e | fld% |
|---------------------|------|-------|-----|-----|-----|----|----|----|-----|-----|------|-----|----|-----|-----|------|----|----|--------|-----|-----|----|-------|
| 42 Tori Edwards | .382 | 24-24 | 68 | 21 | 26 | 7 | 0 | 8 | 26 | 57 | .838 | 18 | 1 | 16 | 2 | .511 | 1 | 0 | 1-1 | 165 | 2 | 3 | .982 |
| 16 Savanna Bedell | .343 | 16-10 | 35 | 7 | 12 | 0 | 0 | 1 | 9 | 15 | .429 | 3 | 1 | 0 | 0 | .400 | 1 | 0 | 0-0 | 0 | 0 | 0 | .000 |
| 12 Maci Bergeron | .342 | 24-24 | 76 | 12 | 26 | 3 | 0 | 4 | 21 | 41 | .539 | 13 | 0 | 11 | 1 | .433 | 1 | 0 | 0-0 | 112 | 9 | 2 | .984 |
| 23 Sierra Daniel | .333 | 22-20 | 48 | 10 | 16 | 2 | 0 | 1 | 6 | 21 | .438 | 7 | 1 | 5 | 0 | .429 | 0 | 0 | 2-2 | 29 | 40 | 3 | .958 |
| 13 Danieca Coffey | .321 | 24-24 | 78 | 20 | 25 | 6 | 0 | 0 | 10 | 31 | .397 | 14 | 0 | 10 | 1 | .419 | 1 | 1 | 1-2 | 16 | 35 | 9 | .850 |
| 7 Jalia Lassiter | .293 | 24-24 | 75 | 21 | 22 | 6 | 0 | 3 | 16 | 37 | .493 | 9 | 2 | 10 | 0 | .375 | 2 | 2 | 0-0 | 33 | 1 | 0 | 1.000 |
| 4 McKenzie Redoutey | .290 | 23-23 | 69 | 10 | 20 | 1 | 1 | 2 | 16 | 29 | .420 | 11 | 1 | 10 | 1 | .386 | 2 | 0 | 0-0 | 21 | 1 | 0 | 1.000 |
| 2 Maddox McKee | .278 | 16-13 | 36 | 5 | 10 | 0 | 0 | 0 | 4 | 10 | .278 | 5 | 1 | 4 | 1 | .381 | 0 | 0 | 2-4 | 8 | 4 | 0 | 1.000 |
| 15 Jadya Laneaux | .262 | 24-24 | 65 | 8 | 17 | 4 | 0 | 0 | 8 | 21 | .323 | 12 | 0 | 14 | 0 | .377 | 0 | 0 | 0-0 | 46 | 1 | 0 | 1.000 |
| 82 Avery Hodge | .212 | 24-24 | 66 | 6 | 14 | 1 | 0 | 0 | 8 | 15 | .227 | 5 | 1 | 9 | 1 | .274 | 1 | 3 | 1-1 | 27 | 47 | 6 | .925 |
| 27 McKaela Walker | .000 | 9-4 | 11 | 4 | 0 | 0 | 0 | 0 | 1 | 0 | .000 | 3 | 0 | 1 | 0 | .214 | 0 | 0 | 0-0 | 0 | 0 | 0 | .000 |
| 1 Sydney Peterson | .000 | 4-1 | 3 | 0 | 0 | 0 | 0 | 0 | 0 | 0 | .000 | 1 | 1 | 0 | 0 | .400 | 0 | 0 | 0-0 | 0 | 0 | 0 | .000 |
| 22 Madyson Manning | .000 | 2-1 | 3 | 0 | 0 | 0 | 0 | 0 | 1 | 0 | .000 | 0 | 0 | 1 | 0 | .000 | 0 | 0 | 0-0 | 0 | 0 | 0 | .000 |
| 3 Maia Townsend | .000 | 5-0 | 0 | 2 | 0 | 0 | 0 | 0 | 0 | 0 | .000 | 0 | 0 | 0 | 0 | .000 | 0 | 0 | 0-0 | 0 | 0 | 0 | .000 |
| 9 Madilyn Giglio | .000 | 1-0 | 0 | 1 | 0 | 0 | 0 | 0 | 0 | 0 | .000 | 0 | 0 | 0 | 0 | .000 | 0 | 0 | 0-0 | 0 | 0 | 0 | .000 |
| 77 Sa'Mya Jones | .000 | 10-0 | 0 | 6 | 0 | 0 | 0 | 0 | 0 | 0 | .000 | 0 | 0 | 0 | 0 | .000 | 0 | 0 | 0-0 | 0 | 0 | 0 | .000 |
| Totals | .297 | 24 | 633 | 133 | 188 | 30 | 1 | 19 | 126 | 277 | .438 | 101 | 9 | 91 | 7 | .396 | 9 | 6 | 7-10 | 460 | 171 | 28 | .958 |
| Opponents | .246 | 24 | 598 | 120 | 147 | 22 | 2 | 20 | 111 | 233 | .390 | 98 | 21 | 103 | 2 | .367 | 7 | 14 | 5-8 | 460 | 154 | 22 | .965 |

LOB - Team (165), Opp (158). DPs turned - Team (8), Opp (10). IBB - Team (2), Edwards 2.

(SEC games only Sorted by Earned run avg)

| Player | era | w-l | app | gs | cg | sho | sv | ip | h | r | er | bb | so | 2b | 3b | hr | b/avg | wp | hp | bk | sfa | sha |
|--------------------|------|-------|-----|----|----|-----|----|-------|-----|-----|-----|-----|-----|----|----|----|-------|----|----|----|-----|-----|
| 10 Emilee Casanova | 0.00 | 0-0 | 1 | 0 | 0 | 0/0 | 0 | 0.2 | 1 | 0 | 0 | 1 | 0 | 0 | 0 | 0 | .333 | 0 | 0 | 0 | 0 | 0 |
| 29 Sydney Berzon | 3.50 | 8-6 | 18 | 11 | 8 | 1/0 | 2 | 72.0 | 69 | 54 | 36 | 28 | 43 | 8 | 1 | 9 | .239 | 4 | 5 | 0 | 4 | 6 |
| 5 Ashley Vallejo | 4.42 | 0-1 | 5 | 1 | 0 | 0/0 | 0 | 12.2 | 16 | 9 | 8 | 11 | 3 | 4 | 0 | 0 | .314 | 0 | 3 | 0 | 0 | 1 |
| 0 Jayden Heavener | 4.62 | 3-3 | 11 | 9 | 3 | 0/0 | 0 | 47.0 | 38 | 34 | 31 | 36 | 48 | 4 | 0 | 8 | .221 | 8 | 12 | 0 | 1 | 6 |
| 18 Tatum Clopton | 6.67 | 1-2 | 6 | 3 | 0 | 0/0 | 0 | 21.0 | 23 | 23 | 20 | 22 | 9 | 6 | 1 | 3 | .277 | 2 | 1 | 0 | 2 | 1 |
| Totals | 4.34 | 12-12 | 24 | 24 | 11 | 1/0 | 2 | 153.1 | 147 | 120 | 95 | 98 | 103 | 22 | 2 | 20 | .246 | 14 | 21 | 0 | 7 | 14 |
| Opponents | 5.20 | 12-12 | 24 | 24 | 8 | 1/0 | 3 | 153.1 | 188 | 133 | 114 | 101 | 91 | 30 | 1 | 19 | .297 | 13 | 9 | 0 | 9 | 6 |

PB - Team (3), Bergeron 3, Opp (8). Pickoffs - Team (1), Bergeron 1. SBA/ATT - Bergeron (5-8), Heavener (2-4), Berzon (2-3), Clopton (1-1).

2025 RESULTS

| DATE | OPPONENT | RESULT | INN | LSU R-H-E | OPP. R-H-E | RECORD [SEC] | PITCHER OF RECORD | ATT | TIME |
|----------------|-----------------------------|---------|-----|-----------|------------|---------------|-------------------|------|------|
| Feb. 7, 2025 | Charlotte! | W, 8-0 | 6 | 8-10-0 | 0-0-0 | 1-0 [0-0] | Heavener [1-0] | 995 | 1:52 |
| Feb. 7, 2025 | Central Arkansas! | W, 10-0 | 5 | 10-11-0 | 0-2-0 | 2-0 [0-0] | Berzon [1-0] | 995 | 1:17 |
| Feb. 8, 2025 | Charlotte! | W, 10-0 | 5 | 10-8-0 | 0-1-1 | 3-0 [0-0] | Clopton [1-0] | 1324 | 1:21 |
| Feb. 8, 2025 | Central Arkansas! | W, 6-0 | 7 | 6-7-1 | 0-4-0 | 4-0 [0-0] | Vallejo [1-0] | 1324 | 1:16 |
| Feb. 9, 2025 | Southeastern La.! | W, 3-2 | 7 | 3-3-1 | 2-6-2 | 5-0 [0-0] | Berzon [2-0] | 1376 | 2:08 |
| Feb. 14, 2025 | UT Arlington\$ | W, 6-0 | 7 | 6-6-1 | 0-2-2 | 6-0 [0-0] | Clopton [2-0] | 832 | 1:54 |
| Feb. 14, 2025 | #22/21 Northwestern\$ | W, 7-1 | 7 | 7-12-0 | 1-4-2 | 7-0 [0-0] | Heavener [2-0] | 832 | 2:13 |
| Feb. 15, 2025 | #22/21 Northwestern\$ | W, 8-0 | 5 | 8-12-0 | 0-2-1 | 8-0 [0-0] | Berzon [3-0] | 1088 | 1:27 |
| Feb. 15, 2025 | #17/18 Virginia Tech\$ | W, 7-2 | 7 | 7-11-0 | 2-5-1 | 9-0 [0-0] | Heavener [3-0] | 1088 | 2:16 |
| Feb. 16, 2025 | #17/18 Virginia Tech\$ | W, 7-4 | 7 | 7-10-3 | 4-8-3 | 10-0 [0-0] | Berzon [4-0] | 880 | 2:25 |
| Feb. 21, 2025 | Penn State% | W, 10-1 | 5 | 10-7-0 | 1-5-4 | 11-0 [0-0] | Berzon [5-0] | 800 | 1:40 |
| Feb. 21, 2025 | Southern Miss% | W, 9-3 | 7 | 9-11-1 | 3-8-1 | 12-0 [0-0] | Casanova [1-0] | 800 | 2:09 |
| Feb. 22, 2025 | Southern Miss% | W, 12-5 | 7 | 12-14-1 | 5-3-1 | 13-0 [0-0] | Clopton [3-0] | 1335 | 2:55 |
| Feb. 22, 2025 | Nicholls% | W, 12-2 | 5 | 12-12-0 | 2-7-0 | 14-0 [0-0] | Vallejo [2-0] | 1335 | 1:37 |
| Feb. 27, 2025 | vs. #4 UCLA^ | W, 2-1 | 7 | 2-7-0 | 1-5-0 | 15-0 [0-0] | Berzon [6-0] | 279 | 1:47 |
| Feb. 27, 2025 | at Cal State Fullerton^ | L, 6-5 | 7 | 5-6-1 | 6-4-3 | 15-1 [0-0] | Heavener [3-1] | 279 | 2:30 |
| Feb. 28, 2025 | vs. Utah^ | W, 2-0 | 7 | 2-5-0 | 0-3-3 | 16-1 [0-0] | Heavener [4-1] | 255 | 1:32 |
| Feb. 28, 2025 | vs. Notre Dame^ | W, 10-0 | 5 | 10-9-0 | 0-2-0 | 17-1 [0-0] | Berzon [7-0] | 279 | 1:16 |
| March 1, 2025 | vs. Weber State^ | W, 9-1 | 6 | 9-10-0 | 1-4-2 | 18-1 [0-0] | Casanova [2-0] | 352 | 1:33 |
| March 5, 2025 | ULM | W, 12-4 | 5 | 12-12-0 | 4-2-0 | 19-1 [0-0] | Clopton [4-0] | 760 | 1:41 |
| March 7, 2025 | South Alabama# | W, 2-0 | 7 | 2-5-0 | 0-2-1 | 20-1 [0-0] | Berzon [8-0] | 1139 | 1:50 |
| March 7, 2025 | South Alabama# | W, 18-4 | 5 | 18-11-1 | 4-8-2 | 21-1 [0-0] | Heavener [5-1] | 1139 | 1:58 |
| March 8, 2025 | Minnesota# | W, 10-0 | 5 | 10-8-0 | 0-1-1 | 22-1 [0-0] | Heavener [6-1] | 1023 | 1:28 |
| March 9, 2025 | Minnesota# | W, 10-2 | 5 | 10-12-0 | 2-10-1 | 23-1 [0-0] | Berzon [9-0] | 950 | 1:33 |
| March 11, 2025 | UL Lafayette | W, 14-0 | 5 | 14-11-2 | 0-1-3 | 24-1 [0-0] | Heavener [7-1] | 1190 | 1:41 |
| March 14, 2025 | #23 Kentucky | W, 4-1 | 7 | 4-8-1 | 1-3-0 | 25-1 [1-0] | Berzon [10-0] | 1758 | 1:46 |
| March 15, 2025 | #23 Kentucky | W, 6-4 | 7 | 6-9-2 | 4-6-1 | 26-1 [2-0] | Berzon [11-0] | 1761 | 2:03 |
| March 16, 2025 | #23 Kentucky | W, 8-2 | 7 | 8-6-0 | 2-9-2 | 27-1 [3-0] | Berzon [12-0] | 1904 | 2:08 |
| March 21, 2025 | at #13/15 Georgia | W, 5-3 | 7 | 5-7-3 | 3-5-1 | 28-1 [4-0] | Berzon [13-0] | 2323 | 2:02 |
| March 22, 2025 | at #13/15 Georgia | W, 10-2 | 6 | 10-11-0 | 2-2-0 | 29-1 [5-0] | Heavener [8-1] | 2297 | 2:04 |
| March 23, 2025 | at #13/15 Georgia | L, 11-3 | 5 | 3-6-2 | 11-9-0 | 29-2 [5-1] | Berzon [13-1] | 2478 | 1:34 |
| March 25, 2025 | at UL Lafayette | W, 11-4 | 7 | 11-8-1 | 4-6-1 | 30-2 [5-1] | Heavener [9-1] | 2801 | 2:30 |
| March 28, 2025 | #10/11 South Carolina | W, 11-3 | 5 | 11-9-0 | 3-5-0 | 31-2 [6-1] | Berzon [14-1] | 1919 | 1:46 |
| March 30, 2025 | #10/11 South Carolina | L, 5-3 | 8 | 3-7-4 | 5-6-0 | 31-3 [6-2] | Berzon [14-2] | 1876 | 2:42 |
| March 30, 2025 | #10/11 South Carolina | L, 4-1 | 7 | 1-6-0 | 4-5-1 | 31-4 [6-3] | Heavener [9-2] | 2020 | 2:05 |
| April 1, 2025 | at McNeese | W, 12-2 | 7 | 12-14-0 | 2-3-3 | 32-4 [6-3] | Heavener [10-2] | 1459 | 2:42 |
| April 4, 2025 | #24/23 Alabama | W, 8-0 | 5 | 8-11-0 | 0-4-1 | 33-4 [7-3] | Berzon [15-2] | 2444 | 1:23 |
| April 5, 2025 | #24/23 Alabama | W, 2-1 | 7 | 2-8-1 | 1-3-1 | 34-4 [8-3] | Heavener [11-2] | 2279 | 2:06 |
| April 6, 2025 | #24/23 Alabama | L, 8-5 | 7 | 5-8-2 | 8-11-1 | 34-5 [8-4] | Vallejo [2-1] | 1918 | 2:19 |
| April 9, 2025 | Louisiana Tech | W, 9-1 | 6 | 9-10-1 | 1-3-2 | 35-5 [8-4] | Clopton [5-0] | 814 | 2:04 |
| April 11, 2025 | at #3 Texas A&M | L, 12-7 | 7 | 7-10-2 | 12-13-2 | 35-6 [8-5] | Berzon [15-3] | 2361 | 2:24 |
| April 12, 2025 | at #3 Texas A&M | L, 9-7 | 7 | 7-6-0 | 9-4-1 | 35-7 [8-6] | Heavener [11-3] | 2369 | 2:28 |
| April 13, 2025 | at #3 Texas A&M | L, 4-1 | 7 | 1-6-0 | 4-4-1 | 35-8 [8-7] | Clopton [5-1] | 2284 | 1:48 |
| April 17, 2025 | at #3 Texas | L, 7-3 | 7 | 3-9-2 | 7-6-2 | 35-9 [8-8] | Berzon [15-4] | 1231 | 2:09 |
| April 18, 2025 | at #3 Texas | W, 6-1 | 7 | 6-8-1 | 1-4-0 | 36-9 [9-8] | Clopton [6-1] | 1680 | 2:08 |
| April 19, 2025 | at #3 Texas | L, 6-5 | 7 | 5-6-0 | 6-8-2 | 36-10 [9-9] | Berzon [15-5] | 1593 | 2:07 |
| April 22, 2025 | McNeese | W, 5-2 | 7 | 5-8-0 | 2-6-1 | 37-10 [9-9] | Clopton [7-1] | 1014 | 2:57 |
| April 26, 2025 | #8/6 Florida | L, 14-4 | 6 | 4-5-0 | 14-13-1 | 37-11 [9-10] | Heavener [11-4] | 2905 | 2:09 |
| April 27, 2025 | #8/6 Florida | W, 2-1 | 7 | 2-5-1 | 1-2-0 | 38-11 [10-10] | Berzon [16-5] | 2213 | 1:51 |
| April 28, 2025 | #8/6 Florida | W, 10-2 | 6 | 10-9-1 | 2-5-1 | 39-11 [11-10] | Berzon [17-5] | 1924 | 1:53 |
| May 1, 2025 | at #8/6 Arkansas | L, 12-9 | 7 | 9-11-3 | 12-9-1 | 39-12 [11-11] | Berzon [17-6] | 2897 | 3:07 |
| May 2, 2025 | at #8/6 Arkansas | W, 13-2 | 7 | 13-13-1 | 2-4-2 | 40-12 [12-11] | Heavener [12-4] | 3689 | 2:37 |
| May 3, 2025 | at #8/6 Arkansas | L, 6-0 | 7 | 0-4-2 | 6-7-0 | 40-13 [12-12] | Clopton [7-2] | 3803 | 1:47 |
| May 7, 2025 | vs. #17/18 Mississippi St.* | W, 5-0 | 7 | 5-9-0 | 0-1-0 | 41-13 [12-12] | Heavener [13-4] | 1984 | 2:03 |
| May 8, 2025 | vs. #2 Oklahoma* | L, 4-1 | 7 | 1-1-0 | 4-5-0 | 41-14 [12-12] | Berzon [17-7] | 1958 | 2:02 |

Rankings reflect NFCA and USA Softball Top 25 on day of competition; Home games are bolded and played at Tiger Park; ! - Tiger Classic; \$ - Purple & Gold Challenge; % - LSU Invitational; ^ - Judi Garman Classic; # - LSU Round Robin; [SEC] - SEC Contest; * - SEC Tournament; ~ - NCAA Tournament;

2025 HR TRACKER

| NO. | PLAYER | OPPONENT (DATE) | PITCHER | ON-BASE | INNING | OUTS | COUNT | SCORE | FINAL |
|-----|------------------------------|--|------------------|----------|----------|----------|------------|------------|----------------|
| 1 | Maci Bergeron [1] | Central Arkansas (Feb. 7) | Engemann | 1 | 4 | 2 | 2-0 | 8-0 | W, 10-0 |
| 2 | Tori Edwards [1] | Charlotte (Feb. 8) | Bowling | 3 | 4 | 2 | 0-0 | 5-0 | W, 10-0 |
| 3 | Tori Edwards [2] | Central Arkansas (Feb. 8) | Petty | 2 | 1 | 1 | 1-1 | 0-0 | W, 6-0 |
| 4 | Tori Edwards [3] | Central Arkansas (Feb. 8) | Petty | 0 | 5 | 2 | 0-0 | 4-0 | W, 6-0 |
| 5 | Maci Bergeron [2] | No. 17/18 Virginia Tech (Feb. 15) | Mazzarone | 1 | 2 | 2 | 2-2 | 3-0 | W, 7-2 |
| 6 | Maci Bergeron [3] | No. 17/18 Virginia Tech (Feb. 16) | Lemly | 0 | 6 | 1 | 1-0 | 6-2 | W, 7-4 |
| 7 | McKenzie Redoutey [1] | Southern Miss (Feb. 21) | Herrington | 1 | 1 | 2 | 0-1 | 1-0 | W, 9-3 |
| 8 | Danieca Coffey [1] | Southern Miss (Feb. 22) | Lee | 1 | 2 | 1 | 1-2 | 1-3 | W, 12-5 |
| 9 | Tori Edwards [4] | Nicholls (Feb. 22) | Paden | 3 | 3 | 2 | 3-1 | 8-2 | W, 12-2 |
| 10 | McKaela Walker [1] | vs. Notre Dame (Feb. 28) | Kamzik | 2 | 1 | 0 | 2-0 | 5-0 | W, 10-0 |
| 11 | Tori Edwards [5] | vs. Notre Dame (Feb. 28) | Weiss | 1 | 5 | 2 | 2-2 | 8-0 | W, 10-0 |
| 12 | Danieca Coffey [2] | vs. Weber State (March 1) | McCraw | 3 | 2 | 1 | 2-2 | 0-1 | W, 9-1 |
| 13 | Sierra Daniel [1] | vs. Weber State (March 1) | McCraw | 1 | 3 | 1 | 2-2 | 5-1 | W, 9-1 |
| 14 | Maci Bergeron [4] | vs. Weber State (March 1) | Finch | 0 | 4 | 2 | 2-2 | 7-1 | W, 9-1 |
| 15 | Tori Edwards [6] | ULM (March 5) | Abrams | 2 | 1 | 1 | 0-0 | 0-0 | W, 12-4 |
| 16 | Tori Edwards [7] | ULM (March 5) | Blackledge | 2 | 2 | 2 | 1-1 | 5-0 | W, 12-4 |
| 17 | Tori Edwards [8] | South Alabama (March 7) | Cato | 1 | 2 | 0 | 1-0 | 6-0 | W, 18-4 |
| 18 | Tori Edwards [9] | UL Lafayette (March 11) | Ryan | 1 | 4 | 0 | 0-0 | 8-0 | W, 14-0 |
| 19 | Maci Bergeron [5] | No. 23 Kentucky (March 15) | Haendiges | 2 | 3 | 1 | 2-0 | 0-1 | W, 6-4 |
| 20 | Tori Edwards [10] | No. 23 Kentucky (March 15) | Lacatena | 1 | 6 | 2 | 0-0 | 4-4 | W, 6-4 |
| 21 | Maci Bergeron [6] | No. 23 Kentucky (March 16) | Kelley | 1 | 3 | 1 | 0-1 | 1-3 | W, 8-2 |
| 22 | Maci Bergeron [7]* | No. 23 Kentucky (March 16) | Fall | 2 | 6 | 2 | 3-2 | 4-1 | W, 8-2 |
| 23 | Tori Edwards [11]* | No. 23 Kentucky (March 16) | Fall | 0 | 6 | 2 | 2-2 | 7-1 | W, 8-2 |
| 24 | Sierra Daniel [2] | at No. 13/15 Georgia (March 21) | Roelling | 0 | 2 | 2 | 1-0 | 0-0 | W, 5-3 |
| 25 | Jalia Lassiter [1] | at No. 13/15 Georgia (March 22) | Backes | 3 | 4 | 2 | 1-2 | 3-2 | W, 10-2 |
| 26 | Avery Hodge [1] | at UL Lafayette (March 25) | Clary | 1 | 4 | 1 | 3-1 | 3-4 | W, 11-4 |
| 27 | Maci Bergeron [8] | No. 10/11 South Carolina (March 28) | Lamb | 2 | 1 | 0 | 2-2 | 0-0 | W, 11-3 |
| 28 | Tori Edwards [12] | No. 10/11 South Carolina (March 28) | Heard | 3 | 2 | 0 | 1-2 | 4-0 | W, 11-3 |
| 29 | Savanna Bedell [1] | No. 10/11 South Carolina (March 30) | Gress | 0 | 5 | 1 | 1-1 | 1-1 | L, 5-3 |
| 30 | Tori Edwards [13] | at McNeese (April 1) | Taylor | 2 | 6 | 1 | 3-2 | 1-2 | W, 12-2 |
| 31 | Maddox McKee [1] | at McNeese (April 1) | Taylor | 1 | 6 | 2 | 1-0 | 4-2 | W, 12-2 |
| 32 | McKenzie Redoutey [2] | at McNeese (April 1) | Schexnayder | 1 | 7 | 1 | 0-1 | 7-2 | W, 12-2 |
| 33 | Jalia Lassiter [2] | No. 24/23 Alabama (April 4) | Hodges | 1 | 4 | 0 | 1-0 | 6-0 | W, 8-0 |
| 34 | Tori Edwards [14] | No. 24/23 Alabama (April 6) | Riley | 1 | 7 | 1 | 1-1 | 3-8 | L, 8-5 |
| 35 | Maci Bergeron [9] | Louisiana Tech (April 9) | Floyd | 1 | 1 | 1 | 1-1 | 0-1 | W, 9-1 |
| 36 | Tori Edwards [15] | at No. 3 Texas A&M (April 12) | Sparks | 3 | 3 | 1 | 2-1 | 1-7 | L, 9-7 |
| 37 | Tori Edwards [16] | at No. 3 Texas (April 18) | Gutierrez | 1 | 3 | 1 | 3-2 | 2-1 | W, 6-1 |
| 38 | McKenzie Redoutey [3] | at No. 3 Texas (April 19) | Kavan | 1 | 6 | 1 | 1-0 | 1-1 | L, 6-5 |
| 39 | Tori Edwards [17] | No. 8/6 Florida (April 26) | Rothrock | 2 | 3 | 2 | 0-0 | 0-8 | L, 14-4 |
| 40 | Tori Edwards [18] | No. 8/6 Florida (April 27) | Brown | 0 | 4 | 1 | 3-2 | 0-0 | W, 2-1 |
| 41 | Jalia Lassiter [3]& | at No. 8/6 Arkansas (May 1) | Burnham | 0 | 5 | 0 | 1-1 | 5-9 | L, 12-9 |
| 42 | McKenzie Redoutey [4] | at No. 8/6 Arkansas (May 2) | Harrison | 3 | 7 | 2 | 0-0 | 9-2 | W, 13-2 |

Bold represents game tying or go-ahead home run

***Back-to-Back Home Runs**

& Leadoff Home Run

2025 TEAM GAME-BY-GAME BATTING

| Date | Opponent | ab | r | h | rbi | 2b | 3b | hr | tb | bb | ibb | sb | cs | hbp | sac | sf | gdp | k | po | a | e | lob | avg |
|---------|------------------------|------|-----|-----|-----|----|----|----|-----|-----|-----|----|----|-----|-----|----|-----|-----|------|-----|----|-----|------|
| Feb 07 | CHARLOTTE | 25 | 8 | 10 | 8 | 3 | 0 | 0 | 13 | 9 | 0 | 1 | 0 | 1 | 0 | 2 | 0 | 1 | 18 | 1 | 0 | 12 | .400 |
| Feb 07 | CENTRAL ARK | 21 | 10 | 11 | 8 | 2 | 0 | 1 | 16 | 2 | 0 | 0 | 1 | 1 | 0 | 0 | 0 | 2 | 15 | 6 | 0 | 2 | .457 |
| Feb 08 | CHARLOTTE | 20 | 10 | 8 | 9 | 2 | 0 | 1 | 13 | 4 | 0 | 0 | 0 | 0 | 0 | 1 | 0 | 1 | 15 | 6 | 0 | 3 | .439 |
| Feb 08 | CENTRAL ARK | 25 | 6 | 7 | 6 | 0 | 1 | 2 | 15 | 4 | 0 | 0 | 0 | 0 | 0 | 0 | 0 | 3 | 21 | 3 | 1 | 5 | .396 |
| Feb 09 | SOUTHEASTERN LA | 19 | 3 | 3 | 3 | 0 | 0 | 0 | 3 | 7 | 0 | 4 | 0 | 2 | 1 | 2 | 0 | 1 | 21 | 9 | 1 | 8 | .355 |
| Feb 14 | UT ARLINGTON | 24 | 6 | 6 | 5 | 2 | 0 | 0 | 8 | 3 | 0 | 2 | 0 | 0 | 0 | 0 | 0 | 2 | 21 | 6 | 1 | 3 | .336 |
| Feb 14 | NORTHWESTERN | 28 | 7 | 12 | 5 | 2 | 0 | 0 | 14 | 5 | 0 | 1 | 0 | 0 | 1 | 0 | 0 | 4 | 21 | 2 | 0 | 9 | .352 |
| Feb 15 | NORTHWESTERN | 22 | 8 | 12 | 6 | 2 | 0 | 0 | 14 | 2 | 0 | 0 | 0 | 0 | 0 | 1 | 0 | 2 | 15 | 6 | 0 | 5 | .375 |
| Feb 15 | VIRGINIA TECH | 27 | 7 | 11 | 5 | 1 | 1 | 1 | 17 | 8 | 0 | 2 | 1 | 2 | 0 | 0 | 0 | 2 | 21 | 3 | 0 | 12 | .379 |
| Feb 16 | VIRGINIA TECH | 28 | 7 | 10 | 5 | 2 | 0 | 1 | 15 | 2 | 0 | 4 | 0 | 0 | 0 | 2 | 0 | 7 | 21 | 9 | 3 | 7 | .377 |
| Feb 21 | PENN ST | 20 | 10 | 7 | 7 | 2 | 0 | 0 | 9 | 7 | 0 | 4 | 0 | 0 | 0 | 2 | 0 | 4 | 15 | 8 | 0 | 7 | .375 |
| Feb 21 | SOUTHERN MISS | 28 | 9 | 11 | 9 | 2 | 0 | 1 | 16 | 3 | 0 | 3 | 1 | 0 | 0 | 0 | 0 | 2 | 21 | 7 | 1 | 4 | .376 |
| Feb 22 | SOUTHERN MISS | 33 | 12 | 14 | 12 | 2 | 1 | 1 | 21 | 7 | 0 | 3 | 0 | 1 | 0 | 0 | 0 | 1 | 21 | 6 | 1 | 11 | .381 |
| Feb 22 | NICHOLLS | 23 | 12 | 12 | 12 | 3 | 0 | 1 | 18 | 4 | 0 | 2 | 0 | 0 | 0 | 1 | 0 | 1 | 15 | 9 | 0 | 4 | .391 |
| Feb 27 | vs UCLA | 26 | 2 | 7 | 2 | 0 | 0 | 0 | 7 | 3 | 0 | 0 | 1 | 1 | 0 | 0 | 1 | 5 | 21 | 11 | 0 | 7 | .382 |
| Feb 27 | at Cal State Fullerton | 28 | 5 | 6 | 3 | 1 | 0 | 0 | 7 | 7 | 0 | 1 | 0 | 2 | 1 | 0 | 0 | 4 | 18 | 5 | 1 | 12 | .370 |
| Feb 28 | vs Utah | 23 | 2 | 5 | 1 | 2 | 0 | 0 | 7 | 2 | 0 | 0 | 1 | 0 | 0 | 0 | 0 | 1 | 21 | 3 | 0 | 5 | .362 |
| Feb 28 | vs Notre Dame | 24 | 10 | 9 | 10 | 1 | 0 | 2 | 16 | 7 | 0 | 2 | 0 | 1 | 0 | 0 | 0 | 6 | 15 | 8 | 0 | 7 | .363 |
| Mar 01 | vs Weber St. | 22 | 9 | 10 | 9 | 1 | 1 | 3 | 22 | 5 | 0 | 0 | 2 | 0 | 1 | 0 | 0 | 2 | 18 | 2 | 0 | 4 | .367 |
| Mar 05 | ULM | 25 | 12 | 12 | 11 | 2 | 0 | 2 | 20 | 4 | 0 | 4 | 0 | 1 | 0 | 0 | 0 | 2 | 15 | 4 | 0 | 5 | .373 |
| Mar 07 | SOUTH ALABAMA | 22 | 2 | 5 | 1 | 0 | 0 | 0 | 5 | 9 | 0 | 2 | 1 | 0 | 0 | 0 | 0 | 2 | 21 | 10 | 0 | 11 | .366 |
| Mar 07 | SOUTH ALABAMA | 23 | 18 | 11 | 14 | 2 | 0 | 1 | 16 | 10 | 0 | 2 | 0 | 1 | 0 | 1 | 0 | 1 | 15 | 3 | 1 | 5 | .371 |
| Mar 08 | MINNESOTA | 20 | 10 | 8 | 10 | 0 | 1 | 0 | 10 | 6 | 0 | 2 | 0 | 1 | 0 | 1 | 0 | 2 | 15 | 2 | 0 | 6 | .372 |
| Mar 09 | MINNESOTA | 22 | 10 | 12 | 9 | 2 | 1 | 0 | 16 | 5 | 0 | 1 | 0 | 2 | 0 | 0 | 0 | 3 | 15 | 8 | 0 | 7 | .379 |
| Mar 11 | ULL | 21 | 14 | 11 | 11 | 3 | 0 | 1 | 17 | 7 | 0 | 0 | 0 | 0 | 0 | 2 | 0 | 0 | 15 | 4 | 2 | 4 | .384 |
| *Mar 14 | KENTUCKY | 24 | 4 | 8 | 4 | 1 | 0 | 0 | 9 | 4 | 0 | 0 | 0 | 0 | 0 | 0 | 0 | 4 | 21 | 11 | 1 | 6 | .382 |
| *Mar 15 | KENTUCKY | 27 | 6 | 9 | 6 | 2 | 0 | 2 | 17 | 2 | 0 | 1 | 0 | 3 | 0 | 0 | 0 | 3 | 21 | 9 | 2 | 8 | .380 |
| *Mar 16 | KENTUCKY | 26 | 8 | 6 | 7 | 1 | 0 | 3 | 16 | 7 | 0 | 0 | 0 | 0 | 0 | 0 | 0 | 1 | 21 | 10 | 0 | 7 | .374 |
| *Mar 21 | at Georgia | 27 | 5 | 7 | 5 | 2 | 0 | 1 | 12 | 2 | 0 | 0 | 0 | 0 | 1 | 0 | 0 | 4 | 21 | 13 | 3 | 4 | .370 |
| *Mar 22 | at Georgia | 26 | 10 | 11 | 10 | 2 | 0 | 1 | 16 | 8 | 0 | 0 | 0 | 0 | 0 | 1 | 1 | 3 | 18 | 4 | 0 | 7 | .372 |
| *Mar 23 | at Georgia | 21 | 3 | 6 | 3 | 1 | 0 | 0 | 7 | 4 | 0 | 1 | 0 | 0 | 0 | 0 | 0 | 1 | 12 | 5 | 2 | 7 | .369 |
| Mar 25 | at ULL | 30 | 11 | 8 | 10 | 3 | 0 | 1 | 14 | 7 | 0 | 3 | 0 | 1 | 0 | 0 | 0 | 6 | 21 | 3 | 1 | 6 | .365 |
| *Mar 28 | SOUTH CAROLINA | 21 | 11 | 9 | 11 | 0 | 1 | 2 | 17 | 7 | 0 | 0 | 0 | 0 | 0 | 0 | 0 | 3 | 15 | 4 | 0 | 5 | .367 |
| *Mar 30 | SOUTH CAROLINA | 28 | 3 | 7 | 3 | 1 | 0 | 1 | 11 | 3 | 0 | 0 | 0 | 0 | 1 | 1 | 1 | 7 | 24 | 9 | 4 | 6 | .363 |
| *Mar 30 | SOUTH CAROLINA | 26 | 1 | 6 | 1 | 0 | 0 | 0 | 6 | 2 | 0 | 0 | 0 | 0 | 0 | 0 | 0 | 6 | 21 | 4 | 0 | 6 | .359 |
| Apr 01 | at McNeese | 34 | 12 | 14 | 11 | 2 | 0 | 3 | 25 | 2 | 0 | 1 | 0 | 1 | 0 | 1 | 0 | 0 | 21 | 3 | 0 | 5 | .361 |
| *Apr 04 | ALABAMA | 23 | 8 | 11 | 6 | 1 | 0 | 1 | 15 | 1 | 0 | 0 | 0 | 1 | 0 | 0 | 0 | 5 | 15 | 6 | 0 | 5 | .364 |
| *Apr 05 | ALABAMA | 26 | 2 | 8 | 2 | 1 | 0 | 0 | 9 | 4 | 1 | 1 | 1 | 0 | 0 | 0 | 0 | 5 | 21 | 5 | 1 | 10 | .362 |
| *Apr 06 | ALABAMA | 27 | 5 | 8 | 5 | 2 | 0 | 1 | 13 | 5 | 0 | 0 | 0 | 0 | 0 | 1 | 1 | 2 | 21 | 7 | 2 | 7 | .361 |
| Apr 09 | LOUISIANA TECH | 25 | 9 | 10 | 9 | 1 | 0 | 1 | 14 | 7 | 0 | 4 | 0 | 0 | 0 | 1 | 0 | 1 | 18 | 6 | 1 | 8 | .362 |
| *Apr 11 | at Texas A&M | 31 | 7 | 10 | 7 | 3 | 0 | 0 | 13 | 4 | 0 | 1 | 0 | 0 | 0 | 2 | 0 | 5 | 18 | 8 | 2 | 9 | .360 |
| *Apr 12 | at Texas A&M | 27 | 7 | 6 | 6 | 0 | 0 | 1 | 9 | 5 | 0 | 1 | 0 | 0 | 0 | 1 | 0 | 6 | 18 | 6 | 0 | 5 | .357 |
| *Apr 13 | at Texas A&M | 28 | 1 | 6 | 1 | 1 | 0 | 0 | 7 | 3 | 0 | 1 | 0 | 1 | 0 | 0 | 0 | 4 | 18 | 6 | 0 | 10 | .353 |
| *Apr 17 | at Texas | 32 | 3 | 9 | 3 | 1 | 0 | 0 | 10 | 1 | 0 | 0 | 0 | 0 | 0 | 0 | 0 | 5 | 20 | 10 | 2 | 9 | .351 |
| *Apr 18 | at Texas | 29 | 6 | 8 | 6 | 2 | 0 | 1 | 13 | 4 | 0 | 0 | 0 | 0 | 0 | 0 | 0 | 1 | 21 | 8 | 1 | 6 | .349 |
| *Apr 19 | at Texas | 28 | 5 | 6 | 5 | 0 | 0 | 1 | 9 | 3 | 0 | 0 | 0 | 1 | 0 | 0 | 1 | 2 | 20 | 7 | 0 | 6 | .346 |
| Apr 22 | MCNEESE | 24 | 5 | 8 | 4 | 3 | 1 | 0 | 13 | 3 | 0 | 1 | 0 | 0 | 1 | 1 | 0 | 4 | 21 | 7 | 0 | 6 | .346 |
| *Apr 26 | FLORIDA | 23 | 4 | 5 | 4 | 1 | 0 | 1 | 9 | 2 | 0 | 0 | 1 | 0 | 0 | 0 | 0 | 3 | 18 | 5 | 0 | 3 | .343 |
| *Apr 27 | FLORIDA | 23 | 2 | 5 | 2 | 0 | 0 | 1 | 8 | 2 | 0 | 0 | 0 | 1 | 1 | 0 | 1 | 1 | 21 | 10 | 1 | 5 | .341 |
| *Apr 28 | FLORIDA | 25 | 10 | 9 | 9 | 2 | 0 | 0 | 11 | 6 | 1 | 0 | 0 | 1 | 1 | 1 | 0 | 2 | 18 | 5 | 1 | 7 | .341 |
| *May 01 | at Arkansas | 29 | 9 | 11 | 8 | 1 | 0 | 1 | 15 | 12 | 0 | 0 | 0 | 1 | 1 | 2 | 0 | 3 | 18 | 8 | 3 | 15 | .342 |
| *May 02 | at Arkansas | 33 | 13 | 13 | 12 | 3 | 0 | 1 | 19 | 8 | 0 | 1 | 1 | 0 | 1 | 0 | 0 | 9 | 21 | 5 | 1 | 8 | .343 |
| *May 03 | at Arkansas | 23 | 0 | 4 | 0 | 2 | 0 | 0 | 6 | 2 | 0 | 0 | 0 | 0 | 0 | 0 | 2 | 6 | 18 | 6 | 2 | 4 | .341 |
| May 07 | vs Mississippi State | 30 | 5 | 9 | 5 | 2 | 0 | 0 | 11 | 2 | 0 | 0 | 0 | 1 | 0 | 0 | 0 | 7 | 21 | 1 | 0 | 7 | .340 |
| May 08 | vs Oklahoma | 21 | 1 | 1 | 1 | 0 | 0 | 0 | 1 | 4 | 0 | 0 | 0 | 0 | 0 | 1 | 0 | 7 | 18 | 7 | 0 | 4 | .335 |
| Totals | | 1396 | 385 | 468 | 347 | 80 | 8 | 42 | 690 | 258 | 2 | 56 | 11 | 28 | 11 | 28 | 8 | 177 | 1030 | 339 | 42 | 366 | .335 |

2025 TEAM GAME-BY-GAME PITCHING

| Date | Opponent | ip | h | r | er | bb | so | 2b | 3b | hr | wp | bk | hbp | dp | ibb | score | w-l | sv | era |
|---------|------------------------|-------|-----|-----|-----|-----|-----|----|----|----|----|----|-----|----|-----|---------|-------|----|------|
| Feb 07 | CHARLOTTE | 6.0 | 0 | 0 | 0 | 0 | 13 | 0 | 0 | 0 | 0 | 0 | 0 | 0 | 0 | 8-0 | 1-0 | 0 | 0.00 |
| Feb 07 | CENTRAL ARK | 5.0 | 2 | 0 | 0 | 0 | 5 | 0 | 0 | 0 | 0 | 0 | 0 | 0 | 0 | 10-0 | 2-0 | 0 | 0.00 |
| Feb 08 | CHARLOTTE | 5.0 | 1 | 0 | 0 | 2 | 4 | 0 | 0 | 0 | 0 | 0 | 0 | 0 | 0 | 10-0 | 3-0 | 0 | 0.00 |
| Feb 08 | CENTRAL ARK | 7.0 | 4 | 0 | 0 | 1 | 4 | 1 | 0 | 0 | 1 | 0 | 0 | 0 | 0 | 6-0 | 4-0 | 0 | 0.00 |
| Feb 09 | SOUTHEASTERN LA | 7.0 | 6 | 2 | 1 | 1 | 4 | 1 | 0 | 0 | 0 | 0 | 1 | 0 | 0 | 3-2 | 5-0 | 0 | 0.23 |
| Feb 14 | UT ARLINGTON | 7.0 | 2 | 0 | 0 | 5 | 10 | 0 | 0 | 0 | 0 | 0 | 0 | 1 | 0 | 6-0 | 6-0 | 0 | 0.19 |
| Feb 14 | NORTHWESTERN | 7.0 | 4 | 1 | 1 | 5 | 12 | 0 | 0 | 0 | 1 | 0 | 1 | 1 | 0 | 7-1 | 7-0 | 0 | 0.32 |
| Feb 15 | NORTHWESTERN | 5.0 | 2 | 0 | 0 | 2 | 7 | 0 | 0 | 0 | 1 | 0 | 0 | 0 | 0 | 8-0 | 8-0 | 0 | 0.29 |
| Feb 15 | VIRGINIA TECH | 7.0 | 5 | 2 | 2 | 2 | 5 | 1 | 0 | 0 | 0 | 0 | 0 | 1 | 0 | 7-2 | 9-0 | 0 | 0.50 |
| Feb 16 | VIRGINIA TECH | 7.0 | 8 | 4 | 3 | 1 | 9 | 2 | 0 | 2 | 1 | 0 | 0 | 0 | 0 | 7-4 | 10-0 | 0 | 0.78 |
| Feb 21 | PENN ST | 5.0 | 5 | 1 | 1 | 1 | 5 | 2 | 0 | 0 | 1 | 0 | 0 | 0 | 0 | 10-1 | 11-0 | 0 | 0.82 |
| Feb 21 | SOUTHERN MISS | 7.0 | 8 | 3 | 1 | 2 | 9 | 1 | 0 | 0 | 2 | 0 | 0 | 0 | 0 | 9-3 | 12-0 | 1 | 0.84 |
| Feb 22 | SOUTHERN MISS | 7.0 | 3 | 5 | 5 | 6 | 10 | 0 | 0 | 1 | 0 | 0 | 4 | 0 | 0 | 12-5 | 13-0 | 1 | 1.20 |
| Feb 22 | NICHOLLS | 5.0 | 7 | 2 | 2 | 1 | 1 | 1 | 0 | 0 | 0 | 0 | 0 | 0 | 0 | 12-2 | 14-0 | 1 | 1.29 |
| Feb 27 | vs UCLA | 7.0 | 5 | 1 | 1 | 1 | 4 | 1 | 0 | 0 | 1 | 0 | 0 | 1 | 0 | 2-1 | 15-0 | 1 | 1.27 |
| Feb 27 | at Cal State Fullerton | 6.0 | 4 | 6 | 6 | 8 | 6 | 0 | 0 | 0 | 2 | 0 | 1 | 0 | 0 | 5-6 | 15-1 | 1 | 1.61 |
| Feb 28 | vs Utah | 7.0 | 3 | 0 | 0 | 3 | 11 | 0 | 0 | 0 | 0 | 0 | 0 | 0 | 0 | 2-0 | 16-1 | 1 | 1.50 |
| Feb 28 | vs Notre Dame | 5.0 | 2 | 0 | 0 | 0 | 7 | 0 | 0 | 0 | 0 | 0 | 2 | 0 | 0 | 10-0 | 17-1 | 1 | 1.44 |
| Mar 01 | vs Weber St. | 6.0 | 4 | 1 | 1 | 1 | 5 | 0 | 0 | 1 | 0 | 0 | 0 | 0 | 0 | 9-1 | 18-1 | 1 | 1.42 |
| Mar 05 | ULM | 5.0 | 2 | 4 | 4 | 4 | 6 | 0 | 0 | 2 | 0 | 0 | 0 | 1 | 0 | 12-4 | 19-1 | 1 | 1.59 |
| Mar 07 | SOUTH ALABAMA | 7.0 | 2 | 0 | 0 | 1 | 9 | 0 | 0 | 0 | 1 | 0 | 1 | 0 | 0 | 2-0 | 20-1 | 1 | 1.51 |
| Mar 07 | SOUTH ALABAMA | 5.0 | 8 | 4 | 4 | 2 | 7 | 0 | 0 | 1 | 0 | 0 | 2 | 0 | 0 | 18-4 | 21-1 | 1 | 1.66 |
| Mar 08 | MINNESOTA | 5.0 | 1 | 0 | 0 | 2 | 11 | 0 | 0 | 0 | 1 | 0 | 1 | 0 | 0 | 10-0 | 22-1 | 1 | 1.60 |
| Mar 09 | MINNESOTA | 5.0 | 10 | 2 | 2 | 1 | 3 | 0 | 0 | 1 | 0 | 0 | 0 | 1 | 0 | 10-2 | 23-1 | 1 | 1.64 |
| Mar 11 | ULL | 5.0 | 1 | 0 | 0 | 4 | 6 | 0 | 0 | 0 | 1 | 0 | 0 | 0 | 0 | 14-0 | 24-1 | 1 | 1.59 |
| *Mar 14 | KENTUCKY | 7.0 | 3 | 1 | 0 | 2 | 5 | 0 | 0 | 0 | 0 | 0 | 0 | 0 | 0 | 4-1 | 25-1 | 1 | 1.52 |
| *Mar 15 | KENTUCKY | 7.0 | 6 | 4 | 2 | 1 | 6 | 0 | 0 | 2 | 1 | 0 | 1 | 0 | 0 | 6-4 | 26-1 | 1 | 1.54 |
| *Mar 16 | KENTUCKY | 7.0 | 9 | 2 | 2 | 1 | 4 | 2 | 0 | 0 | 0 | 0 | 1 | 0 | 0 | 8-2 | 27-1 | 1 | 1.56 |
| *Mar 21 | at Georgia | 7.0 | 5 | 3 | 1 | 3 | 4 | 0 | 0 | 0 | 0 | 0 | 0 | 1 | 0 | 5-3 | 28-1 | 1 | 1.53 |
| *Mar 22 | at Georgia | 6.0 | 2 | 2 | 2 | 7 | 5 | 1 | 0 | 0 | 2 | 0 | 1 | 1 | 0 | 10-2 | 29-1 | 1 | 1.56 |
| *Mar 23 | at Georgia | 4.0 | 9 | 11 | 9 | 3 | 4 | 0 | 0 | 1 | 1 | 0 | 0 | 0 | 0 | 3-11 | 29-2 | 1 | 1.86 |
| Mar 25 | at ULL | 7.0 | 6 | 4 | 0 | 3 | 7 | 1 | 0 | 0 | 0 | 0 | 1 | 1 | 0 | 11-4 | 30-2 | 1 | 1.79 |
| *Mar 28 | SOUTH CAROLINA | 5.0 | 5 | 3 | 3 | 1 | 4 | 0 | 0 | 0 | 0 | 0 | 1 | 0 | 0 | 11-3 | 31-2 | 1 | 1.86 |
| *Mar 30 | SOUTH CAROLINA | 8.0 | 6 | 5 | 4 | 4 | 4 | 2 | 0 | 0 | 0 | 0 | 2 | 0 | 0 | 3-5 | 31-3 | 1 | 1.92 |
| *Mar 30 | SOUTH CAROLINA | 7.0 | 5 | 4 | 4 | 5 | 10 | 1 | 0 | 1 | 2 | 0 | 1 | 1 | 0 | 1-4 | 31-4 | 1 | 1.99 |
| Apr 01 | at McNeese | 7.0 | 3 | 2 | 2 | 9 | 8 | 0 | 0 | 0 | 2 | 0 | 2 | 0 | 0 | 12-2 | 32-4 | 1 | 1.99 |
| *Apr 04 | ALABAMA | 5.0 | 4 | 0 | 0 | 0 | 5 | 0 | 0 | 0 | 1 | 0 | 0 | 0 | 0 | 8-0 | 33-4 | 1 | 1.94 |
| *Apr 05 | ALABAMA | 7.0 | 3 | 1 | 1 | 5 | 8 | 0 | 0 | 0 | 0 | 0 | 2 | 0 | 0 | 2-1 | 34-4 | 2 | 1.91 |
| *Apr 06 | ALABAMA | 7.0 | 11 | 8 | 6 | 4 | 3 | 1 | 0 | 1 | 2 | 0 | 1 | 0 | 0 | 5-8 | 34-5 | 2 | 2.03 |
| Apr 09 | LOUISIANA TECH | 6.0 | 3 | 1 | 0 | 1 | 5 | 0 | 0 | 0 | 0 | 0 | 1 | 1 | 0 | 9-1 | 35-5 | 2 | 1.98 |
| *Apr 11 | at Texas A&M | 6.0 | 13 | 12 | 9 | 6 | 1 | 5 | 0 | 1 | 0 | 0 | 2 | 2 | 0 | 7-12 | 35-6 | 2 | 2.19 |
| *Apr 12 | at Texas A&M | 6.0 | 4 | 9 | 9 | 9 | 3 | 1 | 0 | 0 | 0 | 0 | 2 | 0 | 0 | 7-9 | 35-7 | 2 | 2.38 |
| *Apr 13 | at Texas A&M | 6.0 | 4 | 4 | 4 | 3 | 2 | 0 | 1 | 1 | 2 | 0 | 1 | 0 | 0 | 1-4 | 35-8 | 2 | 2.43 |
| *Apr 17 | at Texas | 6.2 | 6 | 7 | 3 | 3 | 1 | 0 | 0 | 3 | 0 | 0 | 0 | 0 | 0 | 3-7 | 35-9 | 2 | 2.45 |
| *Apr 18 | at Texas | 7.0 | 4 | 1 | 1 | 6 | 3 | 3 | 0 | 0 | 0 | 0 | 0 | 1 | 0 | 6-1 | 36-9 | 3 | 2.41 |
| *Apr 19 | at Texas | 6.2 | 8 | 6 | 6 | 2 | 2 | 1 | 0 | 2 | 1 | 0 | 0 | 0 | 0 | 5-6 | 36-10 | 3 | 2.50 |
| Apr 22 | MCNEESE | 7.0 | 6 | 2 | 2 | 2 | 4 | 2 | 0 | 0 | 0 | 0 | 1 | 0 | 0 | 5-2 | 37-10 | 3 | 2.49 |
| *Apr 26 | FLORIDA | 6.0 | 13 | 14 | 14 | 7 | 5 | 2 | 0 | 3 | 0 | 0 | 0 | 0 | 0 | 4-14 | 37-11 | 3 | 2.77 |
| *Apr 27 | FLORIDA | 7.0 | 2 | 1 | 1 | 4 | 4 | 1 | 0 | 0 | 0 | 0 | 0 | 1 | 0 | 2-1 | 38-11 | 3 | 2.73 |
| *Apr 28 | FLORIDA | 6.0 | 5 | 2 | 2 | 0 | 6 | 0 | 1 | 1 | 0 | 0 | 1 | 1 | 0 | 10-2 | 39-11 | 3 | 2.72 |
| *May 01 | at Arkansas | 6.0 | 9 | 12 | 8 | 9 | 4 | 1 | 0 | 4 | 0 | 0 | 1 | 0 | 0 | 9-12 | 39-12 | 3 | 2.85 |
| *May 02 | at Arkansas | 7.0 | 4 | 2 | 2 | 6 | 8 | 0 | 0 | 0 | 0 | 0 | 3 | 0 | 0 | 13-2 | 40-12 | 3 | 2.83 |
| *May 03 | at Arkansas | 6.0 | 7 | 6 | 2 | 7 | 2 | 1 | 0 | 0 | 2 | 0 | 1 | 0 | 0 | 0-6 | 40-13 | 3 | 2.82 |
| May 07 | vs Mississippi State | 7.0 | 1 | 0 | 0 | 0 | 8 | 0 | 0 | 0 | 0 | 0 | 1 | 0 | 0 | 5-0 | 41-13 | 3 | 2.76 |
| May 08 | vs Oklahoma | 6.0 | 5 | 4 | 4 | 5 | 3 | 1 | 0 | 1 | 1 | 0 | 1 | 0 | 0 | 1-4 | 41-14 | 3 | 2.79 |
| Totals | | 343.1 | 270 | 171 | 137 | 174 | 311 | 36 | 2 | 29 | 30 | 0 | 41 | 16 | 0 | 385-171 | 41-14 | 3 | 2.79 |

TIGER FINDINGS: PLAYER FACTS

NO. 00 JAYDEN HEAVENER

Aspires to have a job in radiology...majoring in sports administration...on her bucket list includes bungee jumping and swimming with sharks...is an avid sneaker head...would have selected Kobe Bryant as a mentor...favorite sport outside of softball is volleyball...would like to learn how to tumble...her favorite fictional character is Elsa from Frozen.

NO. 1 SYDNEY PETERSON

Aspires to be a Dermatologist...majoring in biology...uses the same hair ties for the entire series...a couple items on her bucket list are learning to play the piano, speaking French fluently and surfing in Hawaii...her favorite animal is an elephant...her favorite sport outside of softball is baseball...if she could pick a mentor it would be Sydney McLaughlin who she finds inspiring to women...knows how to do the worm...if she could be any fictional character she would be Harry Potter's Hermine Granger.

NO. 2 MADDOX MCKEE

A sports administration major...if she does well in a game, she must have her hair done the same way for the next game and eat the same things...some items on her bucket list include skydiving, riding in a hot air balloon and seeing the Northern Lights...if she could pick anyone to be her mentor, it would be Carlos Correa...fun fact, she has an extra vertebrae in her back...favorite sport outside of softball is volleyball...loves pandas and sea turtles...if she could be a fictional character she would be Moana.

NO. 3 MAIA TOWNSEND

Wants a career as a Sports Lawyer...majoring in mass communications with a concentration in political communications...wants to go to Australia and travel to all 50 states...would like Simone Biles as a mentor and loves her transparency about mental health...can do a backhand spring...favorite sport outside of softball is college football...if she could learn any skill, it would be to play the piano...if she could be a fictional character it would be Tiana from Princess and the Frog.

NO. 4 MCKENZIE REDOUTEY

Would love to live in Hawaii...when asked about superstitions she said, "No, I just ball"...knows how to juggle...favorite sports outside of softball is golf and gymnastics...her favorite type of animals are cats and monkeys...wants to learn how to fly a plane...if she could be a fictional character she would be Wonder Woman.

NO. 5 ASHLEY VALLEJO

Desires to work in medical sales...studying analytics...on her bucket list is riding elephants and see the pyramids in Egypt...would like Mark Cuban to be her mentor...loves to play hayday...favorite animal is a Koala Bear...favorite sport outside of softball is volleyball...would like to learn how to fly a plane...if she could be a fictional character, it would be Kim Possible (shoutout to the 90s).

NO. 6 ABIGAIL SAVOY

Wants to be a surgeon but not sure which specialty yet...majoring in biological engineering pre-med...items on her bucket list include traveling to all the continents, visiting a tulip field and going on a mission trips...would love to have Mother Teresa as a mentor...shot her first gator this fall and likes to go frogging over the summer...outside of softball, her favorite sport to play is volleyball and favorite sport to watch is football...if she could be any fictional character, it would be Jasmine from Aladdin.

NO. 7 JALIA LASSITER

Interested in becoming an ESPN broadcaster, be in real estate and/or work in forensics...majoring in sociology with a minor in broadcasting...wants to go to Jamaica and visit New York during Christmas...would have liked to have Pete Rose as a mentor...loves to hunt and enjoys being outdoors...favorite sports out of softball is basketball, track and volleyball...black panthers are her favorite type of animals...if she could be any fictional character it would be Spiderman.

NO. 9 MADILYN GIGLIO

Wants to be a Physician Assistant...majoring in kinesiology...wants to scuba dive, skydive and surf one day...was a competitive dancer for nine years...would love to have Kobe Bryant as a mentor...hates doing dishes...favorite sport outside of softball is gymnastics...would also like to be Princess Jasmine from Aladdin.

NO. 10 EMILEE CASANOVA

Aspires to be a Dentist...graduated with a bachelor's in biological science and is pursuing a certification in Analytics...would love to live in Hawaii...an item on her bucket list is to go to the Super Bowl, go to Italy and see New York at Christmas...would like to have Tommy Casanova as a mentor; he's a Heisman winner and legendary football player from LSU, everyone always asks her if they are related and he went on to become a doctor...was a dancer for 14 years and played four sports in high school...favorite sport outside of softball is basketball...favorite type of animal is a giraffe...wants to learn how to juggle.

NO. 12 MACI BERGERON

Majoring in finance and wants to be a CFO of a company...she is left handed, but plays sports right handed...wants to visit Bora Bora, Italy and Maldives...also wants to go to a MLB World Series with her dad...would love for Nick Saban to be her mentor...her favorite sport outside of softball is volleyball...if she could learn any skill, it would be how to fly a plane and surfing.

NO. 13 DANIECA COFFEY

Received her bachelor's degree in social work and is now taking courses in interdisciplinary studies...wants to be a medical social worker at a hospital...traveling to learn other cultures is something on her bucket list...would like to be mentored by Beyonce...favorite sport outside of softball is basketball and gymnastics...grew up on a farm, but her favorite type of animal is an octopus...if she could be a fictional character it would be Catwoman.

NO. 15 JADYN LANEUX

Wants to be a Sports Nutritionist...majoring in kinesiology...superstition pet peeve is when people split poles...being a runway model and going to the Amazon Rainforest are on her bucket list...would love Kobe Bryant to be her mentor...took two years of American sign language in high school...outside of softball, her favorite sport to play is volleyball and likes to watch is gymnastics...if she could learn a skill, it would be to become fluent in spanish...as a fictional character, she would like to be Black Widow from Marvel.

NO. 16 SAVANNA BEDELL

Would like to coach college softball...majoring in leadership and communication skills...would like Jackie Robinson to be her mentor...wants to travel the world and have a beautiful family...outside of softball, she likes volleyball...favorite animals are pandas...wants to learn different languages...if she could be a fictional character it would be Superwoman.

NO. 18 TATUM CLOPTON

Wants to be a Lawyer and eventually a Judge...majoring in philosophy pre-law...is not superstitious, believes everything is already planned by God...items on her bucket list include running a marathon, visit all 50 states and visit every National Park...If she could pick anyone to be her mentor, it would be Queen Esther from the Bible and ask her advice on trust and faithfulness while honoring God's plan and timing...wears No. 18 because it was her mom's high school number that is retired. Her mom was a pitcher at Kansas...favorite sport outside of softball is hockey...favorite type of animal is an elephant...would like to learn how to weld and how to fix cars from nothing...if she could be a fictional character it would be Elizabeth Bennet from Pride and Prejudice.

TIGER FINDINGS: PLAYER FACTS

NO. 20 ALIX FRANKLIN

Desires to be a clinical psychologist...majoring in psychology...wants to go on mission trips and travel to Bora Bora...if she could, she would have The Apostle Paul be her mentor...she already has a baking business...favorite sports outside of softball is basketball...if she could be a fictional character it would be The Flash.

NO. 22 MADYSON MANNING

Majoring in sports administration with a minor in business...wants to work in sports...has skydiving and traveling the world on her bucket list...wants to visit Bora Bora...loves to color...favorite sport outside of softball is basketball and would have liked for Kobe Bryant to be her mentor...if she could learn a skill it would be hunting...if she could be a fictional character, it would be Katniss Everdeen from the movie Hunger Games.

NO. 23 SIERRA DANIEL

Wants to be an event coordinator for a professional team...majoring in sports administration...would like to be mentored by Kobe Bryant...favorite sport outside of softball is basketball...if she could be a fictional character it would be Miley Stewart.

NO. 27 MCKAELA WALKER

Wants to become a sports agent...majoring in sports administration...one item on her bucket list is to buy her mom a car...feels like she needs to chew gum when hitting...would love to be mentored by Aliyah Andrews...very good at math...favorite sport outside of softball is flag football...if she could be a fictional character it would be Batman.

NO. 28 JADA PHILLIPS

Aspires to be a physical therapist...majoring in kinesiology...would like to live abroad...would like Michael Jordan to be her mentor...she can sing...favorite sport outside of softball is basketball...wants to learn how to do a backflip...favorite fictional character is Wonder Woman.

NO. 29 SYDNEY BERZON

Wants to be a college pitching coach...majoring in geography and anthropology...is a true student of the game of softball, including a high interest in analytics...wants to live anywhere with complete seasonal changes...a list of places she wants to visit include Egypt, Switzerland, Japan, South Africa and travel around East Asia...a very artistic person as she is a skilled painter (clearly), drawer and enjoys pottery...went to boarding school for high school...loves watching gymnastics...favorite type of animal is a polar bear...would love to learn how to play the piano...if she could be a fictional character, it would be Iron Man (Tony Stark)

NO. 32 ZOE CALVEZ

Aspires to be a softball head coach...majoring in business...wants to go to Paris and wants to learn a different language...Kobe Bryant would be a mentor she would desire...She is actually French...favorite sport outside of softball is basketball...if she could be a fictional character, it would be Tweetie Bird.

NO. 33 DESTINY HARRIS

Aspires to be an ultrasound technician...majoring in sports administration with a minor in business...wants to travel outside of the country...would select Kobe Bryant as a mentor...loves building legos...likes women's volleyball outside of softball...would love to learn how to play a whole bunch of instruments...if she could be any fictional character, it would be SpongeBob.

NO. 42 TORI EDWARDS

Desires to be a Sports Analyst on ESPN...majoring in mass communications with a concentration in journalism and broadcasting...not superstitious, but she does look at a picture of herself playing softball before every game...if she could have any mentor, it would be Kobe Bryant...played AAU basketball until her junior year of high school...she is a certified scuba diver...loves dolphins and Tigers...wants to learn how to tumble...if she could be a fictional character, it would be Tip from Home.

NO. 77 SA'MYA JONES

Majoring in kinesiology...wants to travel the world...would like Kobe Bryant as a mentor...likes to read...favorite sport outside of softball is synchronized swimming...favorite type of animal is the black jaguar...if she could be a fictional character it would be Raven from Teen Titans Go.

NO. 82 AVERY HODGE

Wants to have a job in social media marketing or something in sales...majoring in communications...wants to travel to Greece and see the Northern Lights...her mentor is her dad...favorite sport outside of softball is volleyball...hates putting sheets on her bed and folding the fitted sheet...if she could learn a skill it would be playing the harmonica...if she could be a fictional character it would be Katniss Everdeen.

TEAM TAKEAWAYS

This team are huge fans of Kobe Bryant...not mentioned, but possibly more than Italy, this team wants to go to Hawaii...also, this team is pretty big on superheros.



JAYDEN HEAVENER

00

Pitcher / Utility • 5-6 • Freshman • L/L • HS • Pace, Fla. (Pace HS)

SINGLE-GAME SEASON HIGHS

| | |
|-----------------|---|
| Hits | N/A |
| Doubles | N/A |
| Triples | N/A |
| Home Runs | N/A |
| Total Bases | N/A |
| RBIs | N/A |
| Runs Scored | N/A |
| Walks | N/A |
| Hit By Pitch | N/A |
| Sacrifice Flies | N/A |
| Sac Hits | N/A |
| At Bats | N/A |
| Stolen Bases | N/A |
| Innings Pitched | 7.0, Seven Times |
| Strikeouts | 13, Charlotte (02/07/25) |
| Batters Faced | 35, at #8/6 Arkanasa (05/02/25) |
| Putouts | 1, at #8/6 Arkansas (05/02/25) at McNeese (04/01/25) |
| Assists | 3, #23 Kentucky (03/15/25) |
| Runners CS | N/A |

SINGLE-GAME CAREER HIGHS

| | |
|-----------------|---|
| Hits | N/A |
| Doubles | N/A |
| Triples | N/A |
| Home Runs | N/A |
| Total Bases | N/A |
| RBIs | N/A |
| Runs Scored | N/A |
| Walks | N/A |
| Hit By Pitch | N/A |
| Sacrifice Flies | N/A |
| Sac Hits | N/A |
| At Bats | N/A |
| Stolen Bases | N/A |
| Innings Pitched | 7.0, Seven Times |
| Strikeouts | 13, Charlotte (02/07/25) |
| Batters Faced | 35, at #8/6 Arkanasa (05/02/25) |
| Putouts | 1, at #8/6 Arkansas (05/02/25) at McNeese (04/01/25) |
| Assists | 3, #23 Kentucky (03/15/25) |
| Runners CS | N/A |

Complete bio

Freshman Season (2025)

- Ranks No. 7 in the SEC with 148 strikeouts and has a conference-low .163 opposing batting average.
- Two-time SEC Freshman of the Week (Feb. 11,17) and has five games with 10 or more strikeouts.
- Threw a perfect game in her collegiate debut vs. Charlotte and had 13 strikeouts.
- First true left-handed pitcher in program history since 1997-2000.
- Led Pace High School to a 2024 Florida 6A State Championship Title.

2025 SEASON GAME-BY-GAME

| Date | Opponent | Pos | AB | R | H | RBI | 2B | 3B | HR | BB | SB | CS | HBP | SAC | SF | GDP | K | PO | A | E | Avg | |
|--------|--------------|-----|----|---|---|-----|----|----|----|----|----|----|-----|-----|----|-----|---|----|---|----|------|------|
| Feb 07 | CHARLOTTE | *p | 0 | 0 | 0 | 0 | 0 | 0 | 0 | 0 | 0 | 0 | 0 | 0 | 0 | 0 | 0 | 0 | 1 | 0 | .000 | |
| Feb 14 | NORTHWESTERN | *p | 0 | 0 | 0 | 0 | 0 | 0 | 0 | 0 | 0 | 0 | 0 | 0 | 0 | 0 | 0 | 0 | 1 | 0 | .000 | |
| Mar 15 | KENTUCKY | *p | 0 | 0 | 0 | 0 | 0 | 0 | 0 | 0 | 0 | 0 | 0 | 0 | 0 | 0 | 0 | 0 | 3 | 1 | .000 | |
| Mar 22 | at Georgia | *p | 0 | 0 | 0 | 0 | 0 | 0 | 0 | 0 | 0 | 0 | 0 | 0 | 0 | 0 | 0 | 0 | 1 | 0 | .000 | |
| Mar 25 | at ULL | *p | 0 | 0 | 0 | 0 | 0 | 0 | 0 | 0 | 0 | 0 | 0 | 0 | 0 | 0 | 0 | 0 | 1 | 0 | .000 | |
| Apr 01 | at McNeese | *p | 0 | 0 | 0 | 0 | 0 | 0 | 0 | 0 | 0 | 0 | 0 | 0 | 0 | 0 | 0 | 1 | 0 | 0 | .000 | |
| Apr 05 | ALABAMA | *p | 0 | 0 | 0 | 0 | 0 | 0 | 0 | 0 | 0 | 0 | 0 | 0 | 0 | 0 | 0 | 0 | 1 | 0 | .000 | |
| Apr 06 | ALABAMA | *p | 0 | 0 | 0 | 0 | 0 | 0 | 0 | 0 | 0 | 0 | 0 | 0 | 0 | 0 | 0 | 0 | 1 | 0 | .000 | |
| Apr 19 | at Texas | *p | 0 | 0 | 0 | 0 | 0 | 0 | 0 | 0 | 0 | 0 | 0 | 0 | 0 | 0 | 0 | 0 | 2 | 0 | .000 | |
| May 02 | at Arkansas | *p | 0 | 0 | 0 | 0 | 0 | 0 | 0 | 0 | 0 | 0 | 0 | 0 | 0 | 0 | 0 | 0 | 1 | 1 | .000 | |
| Totals | | 8gs | 0 | 0 | 0 | 0 | 0 | 0 | 0 | 0 | 0 | 0 | 0 | 0 | 0 | 0 | 0 | 0 | 2 | 12 | 1 | .000 |

On base pct. .000 • Slugging pct. .000

#0 Jayden Heavener - 24 appearances (All games)

| Date | Opponent | GS | IP | H | R | ER | BB | SO | 2B | 3B | HR | WP | BK | HBP | IBB | Score | W-L | Sv | ERA | NP |
|--------|------------------------|----|-------|----|----|----|----|-----|----|----|----|----|----|-----|-----|--------|------|----|------|-----|
| Feb 07 | CHARLOTTE | * | 6.0 | 0 | 0 | 0 | 0 | 13 | 0 | 0 | 0 | 0 | 0 | 0 | 0 | 8-0 | 1-0 | 0 | 0.00 | 85 |
| Feb 14 | NORTHWESTERN | * | 7.0 | 4 | 1 | 1 | 5 | 12 | 0 | 0 | 0 | 1 | 0 | 1 | 0 | 7-1 | 2-0 | 0 | 0.54 | 136 |
| Feb 15 | VIRGINIA TECH | * | 7.0 | 5 | 2 | 2 | 2 | 5 | 1 | 0 | 0 | 0 | 0 | 0 | 0 | 7-2 | 3-0 | 0 | 1.05 | 109 |
| Feb 21 | SOUTHERN MISS | * | 2.1 | 0 | 0 | 0 | 0 | 5 | 0 | 0 | 0 | 0 | 0 | 0 | 0 | 9-3 | 3-0 | 1 | 0.94 | 32 |
| Feb 22 | SOUTHERN MISS | * | 3.2 | 3 | 5 | 5 | 4 | 6 | 0 | 0 | 1 | 0 | 0 | 4 | 0 | 12-5 | 3-0 | 1 | 2.15 | 97 |
| Feb 27 | at Cal State Fullerton | * | 1.2 | 0 | 4 | 4 | 4 | 3 | 0 | 0 | 0 | 1 | 0 | 1 | 0 | 5-6 | 3-1 | 1 | 3.04 | 62 |
| Feb 28 | vs Utah | * | 7.0 | 3 | 0 | 0 | 3 | 11 | 0 | 0 | 0 | 0 | 0 | 0 | 0 | 2-0 | 4-1 | 1 | 2.42 | 125 |
| Mar 07 | SOUTH ALABAMA | * | 3.0 | 3 | 0 | 0 | 1 | 6 | 0 | 0 | 0 | 0 | 0 | 2 | 0 | 18-4 | 5-1 | 1 | 2.23 | 60 |
| Mar 08 | MINNESOTA | * | 5.0 | 1 | 0 | 0 | 2 | 11 | 0 | 0 | 0 | 1 | 0 | 1 | 0 | 10-0 | 6-1 | 1 | 1.97 | 88 |
| Mar 11 | ULL | * | 5.0 | 1 | 0 | 0 | 4 | 6 | 0 | 0 | 0 | 1 | 0 | 0 | 0 | 14-0 | 7-1 | 1 | 1.76 | 90 |
| Mar 15 | KENTUCKY | * | 5.2 | 6 | 4 | 2 | 1 | 6 | 0 | 0 | 2 | 1 | 0 | 1 | 0 | 6-4 | 7-1 | 1 | 1.84 | 98 |
| Mar 22 | at Georgia | * | 6.0 | 2 | 2 | 2 | 7 | 5 | 1 | 0 | 0 | 2 | 0 | 1 | 0 | 10-2 | 8-1 | 1 | 1.89 | 110 |
| Mar 25 | at ULL | * | 4.1 | 2 | 0 | 0 | 2 | 6 | 0 | 0 | 0 | 0 | 0 | 1 | 0 | 11-4 | 9-1 | 1 | 1.76 | 80 |
| Mar 30 | SOUTH CAROLINA-2 | * | 7.0 | 5 | 4 | 4 | 5 | 10 | 1 | 0 | 1 | 2 | 0 | 1 | 0 | 1-4 | 9-2 | 1 | 1.98 | 131 |
| Apr 01 | at McNeese | * | 6.0 | 3 | 2 | 2 | 9 | 8 | 0 | 0 | 0 | 2 | 0 | 2 | 0 | 12-2 | 10-2 | 1 | 1.98 | 162 |
| Apr 05 | ALABAMA | * | 6.0 | 3 | 1 | 1 | 4 | 7 | 0 | 0 | 0 | 0 | 0 | 2 | 0 | 2-1 | 11-2 | 1 | 1.92 | 119 |
| Apr 06 | ALABAMA | * | 3.2 | 7 | 5 | 4 | 2 | 2 | 1 | 0 | 1 | 2 | 0 | 1 | 0 | 5-8 | 11-2 | 1 | 2.16 | 77 |
| Apr 12 | at Texas A&M | * | 0.2 | 1 | 7 | 7 | 5 | 1 | 1 | 0 | 0 | 0 | 0 | 1 | 0 | 7-9 | 11-3 | 1 | 2.70 | 48 |
| Apr 19 | at Texas | * | 5.2 | 4 | 4 | 4 | 2 | 2 | 0 | 0 | 2 | 1 | 0 | 0 | 0 | 5-6 | 11-3 | 1 | 2.84 | 73 |
| Apr 26 | FLORIDA | * | 2.0 | 3 | 4 | 4 | 2 | 3 | 0 | 0 | 2 | 0 | 0 | 0 | 0 | 4-14 | 11-4 | 1 | 3.07 | 55 |
| Apr 28 | FLORIDA | * | 2.0 | 3 | 1 | 1 | 0 | 4 | 0 | 0 | 0 | 0 | 0 | 1 | 0 | 10-2 | 11-4 | 1 | 3.08 | 41 |
| May 02 | at Arkansas | * | 7.0 | 4 | 2 | 2 | 6 | 8 | 0 | 0 | 0 | 0 | 0 | 3 | 0 | 13-2 | 12-4 | 1 | 3.01 | 146 |
| May 03 | at Arkansas | * | 1.1 | 0 | 0 | 0 | 2 | 0 | 0 | 0 | 0 | 0 | 0 | 1 | 0 | 0-6 | 12-4 | 1 | 2.97 | 29 |
| May 07 | vs Mississippi State | * | 7.0 | 1 | 0 | 0 | 0 | 8 | 0 | 0 | 0 | 0 | 0 | 1 | 0 | 5-0 | 13-4 | 1 | 2.79 | 104 |
| Totals | | 20 | 113.0 | 64 | 48 | 45 | 72 | 148 | 5 | 0 | 9 | 14 | 0 | 25 | 0 | 183-85 | 13-4 | 1 | 2.79 | - |

HEAVENER'S CAREER STATS

| Year | avg | gp-gs | ab | r | h | 2b | 3b | hr | rbi | tb | slg% | bb | hbp | so | gdp | ob% | sf | sh | sb-att | po | a | e | fld% |
|-------|------|-------|----|---|---|----|----|----|-----|----|------|----|-----|----|-----|------|----|----|--------|----|----|---|------|
| 2025 | .000 | 0-0 | 0 | 0 | 0 | 0 | 0 | 0 | 0 | 0 | .000 | 0 | 0 | 0 | 0 | .000 | 0 | 0 | 0-0 | 2 | 12 | 1 | .933 |
| TOTAL | .000 | 0-0 | 0 | 0 | 0 | 0 | 0 | 0 | 0 | 0 | .000 | 0 | 0 | 0 | 0 | .000 | 0 | 0 | 0-0 | 2 | 12 | 1 | .933 |

| Year | era | w-l | app | gs | cg | sho | sv | ip | h | r | er | bb | so | 2b | 3b | hr | bf | bavg | wp | hbp | bk | sfa | sha |
|-------|------|------|-----|----|----|-----|----|-------|----|----|----|----|-----|----|----|----|-----|------|----|-----|----|-----|-----|
| 2025 | 2.79 | 13-4 | 24 | 20 | 11 | 5/0 | 1 | 113.0 | 64 | 48 | 45 | 72 | 148 | 5 | 0 | 9 | 499 | .163 | 14 | 25 | 0 | 2 | 8 |
| TOTAL | 2.79 | 13-4 | 24 | 20 | 11 | 5/0 | 1 | 113.0 | 64 | 48 | 45 | 72 | 148 | 5 | 0 | 9 | 499 | .163 | 14 | 25 | 0 | 2 | 8 |



SYDNEY PETERSON

1

Infield • 5-5 • Redshirt Junior • R/R • 1L • Stockton, Calif. (Franklin HS)

| SINGLE-GAME SEASON HIGHS | |
|--------------------------|--|
| Hits | 1, Charlotte (02/08/25) |
| Doubles | N/A |
| Triples | N/A |
| Home Runs | N/A |
| Total Bases | 1, Charlotte (02/08/25) |
| RBI's | 1, Charlotte (02/08/25) |
| Runs Scored | 1, UL Lafayette (03/11/25) |
| Walks | 2, UL Lafayette (03/11/25) |
| Hit By Pitch | 1, #23 Kentucky (03/15/25) |
| Sacrifice Flies | N/A |
| Sac Hits | N/A |
| At Bats | 2, #8/6 Florida (04/28/25) at UL Lafayette (03/25/25) |
| Stolen Bases | N/A |
| Putouts | N/A |
| Assists | N/A |

| SINGLE-GAME CAREER HIGHS | |
|--------------------------|--|
| Hits | 2 at #14 Georgia (04/22/22) |
| Doubles | 1, Four Times |
| Triples | N/A |
| Home Runs | 1 at #14 Georgia (04/22/22) |
| Total Bases | 6 at #14 Georgia (04/22/22) |
| RBI's | 1, Five Times |
| Runs Scored | 2, Louisiana Tech (03/06/22) Drake (02/25/22) |
| Walks | 3 at #14 Georgia (04/22/22) |
| Hit By Pitch | 2, South Alabama (02/12/22) |
| Sacrifice Flies | N/A |
| Sac Hits | 1, Four Times |
| At Bats | 4 at #14 Georgia (04/22/22) |
| Stolen Bases | 1, Three Times |
| Putouts | 5, Three Times |
| Assists | 6, #8 Kentucky (04/02/22) |

[Complete bio](#)

Redshirt Junior Season (2025)

- Appeared in three games in 2024 after missing 2023 season due to a shoulder injury.
- Played in 54 of 57 games in 2022, including 50 starts at the second base position.
- Enters 2025 with 16 hits, four doubles, a home run, four RBI and 19 walks in her career.
- Has a .958 fielding percentage with 92 putouts and 91 assists.

2025 SEASON GAME-BY-GAME

| Date | Opponent | Pos | AB | R | H | RBI | 2B | 3B | HR | BB | SB | CS | HBP | SAC | SF | GDP | K | PO | A | E | Avg |
|--------|------------|-----|----|---|---|-----|----|----|----|----|----|----|-----|-----|----|-----|---|----|---|---|-------|
| Feb 08 | CHARLOTTE | ph | 1 | 0 | 1 | 1 | 0 | 0 | 0 | 0 | 0 | 0 | 0 | 0 | 0 | 0 | 0 | 0 | 0 | 0 | 1.000 |
| Mar 11 | ULL | *dh | 1 | 1 | 0 | 0 | 0 | 0 | 0 | 2 | 0 | 0 | 0 | 0 | 0 | 0 | 0 | 0 | 0 | 0 | .500 |
| Mar 15 | KENTUCKY | ph | 0 | 0 | 0 | 0 | 0 | 0 | 0 | 0 | 0 | 0 | 1 | 0 | 0 | 0 | 0 | 0 | 0 | 0 | .500 |
| Mar 16 | KENTUCKY | ph | 1 | 0 | 0 | 0 | 0 | 0 | 0 | 0 | 0 | 0 | 0 | 0 | 0 | 0 | 0 | 0 | 0 | 0 | .333 |
| Mar 22 | at Georgia | ph | 0 | 0 | 0 | 0 | 0 | 0 | 0 | 1 | 0 | 0 | 0 | 0 | 0 | 0 | 0 | 0 | 0 | 0 | .333 |
| Mar 25 | at ULL | *dh | 2 | 0 | 0 | 0 | 0 | 0 | 0 | 0 | 0 | 0 | 0 | 0 | 0 | 0 | 0 | 0 | 0 | 0 | .200 |
| Apr 28 | FLORIDA | *dh | 2 | 0 | 0 | 0 | 0 | 0 | 0 | 0 | 0 | 0 | 0 | 0 | 0 | 0 | 0 | 0 | 0 | 0 | .143 |
| Totals | | 3gs | 7 | 1 | 1 | 1 | 0 | 0 | 0 | 3 | 0 | 0 | 1 | 0 | 0 | 0 | 0 | 0 | 0 | 0 | .143 |

On base pct. .455 • Slugging pct. .143

PETERSON'S CAREER STATS

| Year | avg | gp-gs | ab | r | h | 2b | 3b | hr | rbi | tb | slg% | bb | hbp | so | gdp | ob% | sf | sh | sb-att | po | a | e | fld% |
|-------|------|-------|----|----|----|----|----|----|-----|----|------|----|-----|----|-----|------|----|----|--------|----|----|---|------|
| 2022 | .213 | 54-50 | 75 | 15 | 16 | 4 | 0 | 1 | 3 | 23 | .307 | 17 | 8 | 14 | 1 | .410 | 0 | 4 | 3-4 | 92 | 91 | 8 | .958 |
| 2024 | .000 | 3-0 | 1 | 1 | 0 | 0 | 0 | 0 | 1 | 0 | .000 | 2 | 0 | 0 | 0 | .667 | 0 | 0 | 0-0 | 0 | 0 | 0 | .000 |
| 2025 | .143 | 7-3 | 7 | 1 | 1 | 0 | 0 | 0 | 1 | 1 | .143 | 3 | 1 | 0 | 0 | .455 | 0 | 0 | 0-0 | 0 | 0 | 0 | .000 |
| TOTAL | .205 | 64-53 | 83 | 17 | 17 | 4 | 0 | 1 | 5 | 24 | .289 | 22 | 9 | 14 | 1 | .421 | 0 | 4 | 3-4 | 92 | 91 | 8 | .958 |



MADDOX MCKEE

2

Utility • 5-4 • Sophomore • L/R • 1L • Montgomery, Texas (Lake Creek HS)

SINGLE-GAME SEASON HIGHS

| | |
|-----------------|--------------------------------|
| Hits | 3, at #3 Texas (04/17/25) |
| | Central Arkansas (02/07/25) |
| Doubles | 1, Louisiana Tech (04/09/25) |
| | #21/22 Northwestern (02/14/25) |
| Triples | 1, McNeese (04/22/25) |
| Home Runs | 1, at McNeese (04/01/25) |
| Total Bases | 5, at McNeese (04/01/25) |
| RBIs | 2, Three Times |
| Runs Scored | 2, Three Times |
| Walks | 2, at #8/6 Arkansas (05/02/25) |
| Hit By Pitch | 2, Southeastern La. (02/09/25) |
| Sacrifice Flies | 1, Charlotte (02/07/25) |
| Sac Hits | 1, McNeese (04/22/25) |
| | #21/22 Northwestern (02/14/25) |
| At Bats | 4, Three Times |
| Stolen Bases | 1, Eight Times |
| Putouts | 3, #24/23 Alabama (04/06/25) |
| | Southeastern La. (02/09/25) |
| Assists | 5, Southeastern La. (02/09/25) |

SINGLE-GAME CAREER HIGHS

| | |
|-----------------|--------------------------------|
| Hits | 3, Three Times |
| Doubles | 1, Four Times |
| Triples | 1, McNeese (04/22/25) |
| Home Runs | 1, at McNeese (04/01/25) |
| Total Bases | 5, at McNeese (04/01/25) |
| RBIs | 2, Five Times |
| Runs Scored | 2, Five Times |
| Walks | 2, at #8/6 Arkansas (05/02/25) |
| | #11/12 Texas A&M (03/30/24) |
| Hit By Pitch | 2, Southeastern La. (02/09/25) |
| Sacrifice Flies | 1, Three Times |
| Sac Hits | 1, McNeese (04/22/25) |
| | #21/22 Northwestern (02/14/25) |
| At Bats | 4, Four Times |
| Stolen Bases | 1, Nine Times |
| Putouts | 3, Three Times |
| Assists | 5, Southeastern La. (02/09/25) |

Complete bio

Sophomore Season (2025)

- Hit her first collegiate home run at McNeese (April 1), and first career triple vs. McNeese (April 22).
- Has matched her career-high two RBI three times this season.
- Batted .364 and had four hits and three RBI during 2025 season-opening weekend.
- Has a team-high eight stolen bases.
- Made 17 starts and appeared in 32 games with a .237 batting average with 14 hits, 11 runs and 7 RBI in 2024.

2025 SEASON GAME-BY-GAME

| Date | Opponent | Pos | AB | R | H | RBI | 2B | 3B | HR | BB | SB | CS | HBP | SAC | SF | GDP | K | PO | A | E | Avg | |
|--------|------------------------|--------|------|----|----|-----|----|----|----|----|----|----|-----|-----|----|-----|---|----|----|----|------|------|
| Feb 07 | CHARLOTTE | *2b | 3 | 1 | 1 | 2 | 0 | 0 | 0 | 0 | 0 | 0 | 0 | 0 | 1 | 0 | 0 | 1 | 0 | 0 | .333 | |
| Feb 07 | CENTRAL ARK | *dh | 3 | 2 | 3 | 0 | 0 | 0 | 0 | 0 | 0 | 0 | 0 | 0 | 0 | 0 | 0 | 0 | 0 | 0 | .667 | |
| Feb 08 | CHARLOTTE | *2b | 1 | 1 | 0 | 0 | 0 | 0 | 0 | 1 | 0 | 0 | 0 | 0 | 0 | 0 | 0 | 1 | 1 | 0 | .571 | |
| Feb 08 | CENTRAL ARK | *of/dh | 3 | 0 | 0 | 1 | 0 | 0 | 0 | 0 | 0 | 0 | 0 | 0 | 0 | 0 | 0 | 1 | 0 | 0 | .400 | |
| Feb 09 | SOUTHEASTERN LA | *2b | 1 | 0 | 0 | 0 | 0 | 0 | 0 | 0 | 1 | 0 | 2 | 0 | 0 | 0 | 0 | 3 | 5 | 0 | .364 | |
| Feb 14 | UT ARLINGTON | *2b | 2 | 0 | 0 | 0 | 0 | 0 | 0 | 1 | 0 | 0 | 0 | 0 | 0 | 0 | 1 | 0 | 1 | 0 | .308 | |
| Feb 14 | NORTHWESTERN | *2b | 2 | 1 | 1 | 0 | 1 | 0 | 0 | 1 | 1 | 0 | 0 | 1 | 0 | 0 | 0 | 1 | 0 | 0 | .333 | |
| Feb 15 | NORTHWESTERN | *2b | 3 | 0 | 1 | 0 | 0 | 0 | 0 | 0 | 0 | 0 | 0 | 0 | 0 | 0 | 1 | 1 | 1 | 0 | .333 | |
| Feb 15 | VIRGINIA TECH | *dh | 3 | 0 | 1 | 0 | 0 | 0 | 0 | 1 | 0 | 0 | 0 | 0 | 0 | 0 | 1 | 0 | 0 | 0 | .286 | |
| Feb 16 | VIRGINIA TECH | *dh | 3 | 2 | 1 | 0 | 0 | 0 | 0 | 0 | 1 | 0 | 0 | 0 | 0 | 0 | 0 | 1 | 0 | 0 | .292 | |
| Feb 21 | PENN ST | *dh | 2 | 1 | 1 | 0 | 0 | 0 | 0 | 1 | 0 | 0 | 0 | 0 | 0 | 0 | 0 | 0 | 0 | 0 | .308 | |
| Feb 21 | SOUTHERN MISS | *2b | 3 | 0 | 0 | 0 | 0 | 0 | 0 | 0 | 0 | 0 | 0 | 0 | 0 | 0 | 0 | 2 | 2 | 1 | .276 | |
| Feb 22 | SOUTHERN MISS | *2b/dh | 4 | 0 | 1 | 1 | 0 | 0 | 0 | 0 | 1 | 0 | 0 | 0 | 0 | 0 | 0 | 2 | 0 | 0 | .273 | |
| Feb 22 | NICHOLLS | *dh | 2 | 1 | 1 | 0 | 0 | 0 | 0 | 0 | 1 | 0 | 0 | 0 | 0 | 0 | 0 | 0 | 0 | 0 | .286 | |
| Feb 27 | at Cal State Fullerton | *dh | 2 | 1 | 0 | 0 | 0 | 0 | 0 | 1 | 0 | 0 | 1 | 0 | 0 | 0 | 1 | 0 | 0 | 0 | .270 | |
| Feb 28 | vs Notre Dame | ph/2b | 0 | 0 | 0 | 0 | 0 | 0 | 0 | 1 | 0 | 0 | 0 | 0 | 0 | 0 | 0 | 0 | 1 | 0 | .270 | |
| Mar 07 | SOUTH ALABAMA | *dh | 2 | 1 | 0 | 0 | 0 | 0 | 0 | 1 | 0 | 0 | 0 | 0 | 0 | 0 | 0 | 0 | 0 | 0 | .256 | |
| Mar 07 | SOUTH ALABAMA | ph/2b | 1 | 1 | 0 | 1 | 0 | 0 | 0 | 0 | 0 | 0 | 0 | 0 | 0 | 0 | 1 | 0 | 0 | 0 | .250 | |
| Mar 11 | ULL | ph | 1 | 0 | 0 | 0 | 0 | 0 | 0 | 0 | 0 | 0 | 0 | 0 | 0 | 0 | 0 | 0 | 0 | 0 | .244 | |
| Mar 14 | KENTUCKY | ph | 1 | 0 | 0 | 0 | 0 | 0 | 0 | 0 | 0 | 0 | 0 | 0 | 0 | 0 | 0 | 0 | 0 | 0 | .238 | |
| Mar 15 | KENTUCKY | *dh | 2 | 0 | 0 | 0 | 0 | 0 | 0 | 0 | 0 | 0 | 0 | 0 | 0 | 0 | 1 | 0 | 0 | 0 | .227 | |
| Mar 30 | SOUTH CAROLINA-2 | ph | 1 | 0 | 0 | 0 | 0 | 0 | 0 | 0 | 0 | 0 | 0 | 0 | 0 | 0 | 0 | 0 | 0 | 0 | .222 | |
| Apr 01 | at McNeese | *2b | 4 | 2 | 2 | 2 | 0 | 0 | 1 | 0 | 1 | 0 | 0 | 0 | 0 | 0 | 0 | 1 | 0 | 0 | .245 | |
| Apr 04 | ALABAMA | *2b | 3 | 1 | 1 | 1 | 0 | 0 | 0 | 0 | 0 | 0 | 0 | 0 | 0 | 0 | 1 | 1 | 3 | 0 | .250 | |
| Apr 06 | ALABAMA | *2b | 3 | 0 | 1 | 1 | 0 | 0 | 0 | 0 | 0 | 0 | 0 | 0 | 0 | 1 | 0 | 3 | 0 | 0 | .255 | |
| Apr 09 | LOUISIANA TECH | *2b | 3 | 0 | 2 | 2 | 1 | 0 | 0 | 0 | 0 | 0 | 0 | 0 | 0 | 0 | 0 | 0 | 2 | 1 | .276 | |
| Apr 11 | at Texas A&M | *2b | 3 | 1 | 2 | 1 | 0 | 0 | 0 | 1 | 1 | 0 | 0 | 0 | 0 | 0 | 0 | 2 | 1 | 0 | .295 | |
| Apr 12 | at Texas A&M | *2b | 3 | 0 | 0 | 0 | 0 | 0 | 0 | 0 | 0 | 0 | 0 | 0 | 0 | 0 | 0 | 2 | 0 | 0 | .281 | |
| Apr 13 | at Texas A&M | ph | 1 | 0 | 0 | 0 | 0 | 0 | 0 | 0 | 0 | 0 | 0 | 0 | 0 | 0 | 0 | 0 | 0 | 0 | .277 | |
| Apr 17 | at Texas | *dh | 3 | 1 | 3 | 0 | 0 | 0 | 0 | 0 | 0 | 0 | 0 | 0 | 0 | 0 | 0 | 0 | 0 | 0 | .309 | |
| Apr 18 | at Texas | *dh | 3 | 0 | 0 | 0 | 0 | 0 | 0 | 0 | 0 | 0 | 0 | 0 | 0 | 0 | 0 | 0 | 0 | 0 | .296 | |
| Apr 19 | at Texas | *dh | 2 | 1 | 0 | 0 | 0 | 0 | 0 | 0 | 0 | 0 | 1 | 0 | 0 | 0 | 0 | 0 | 0 | 0 | .288 | |
| Apr 22 | MCNEESE | *2b | 2 | 0 | 1 | 0 | 0 | 1 | 0 | 0 | 0 | 0 | 0 | 1 | 0 | 0 | 0 | 1 | 2 | 1 | .293 | |
| Apr 26 | FLORIDA | *dh | 1 | 0 | 0 | 0 | 0 | 0 | 0 | 1 | 0 | 1 | 0 | 0 | 0 | 0 | 0 | 0 | 0 | 0 | .289 | |
| Apr 27 | FLORIDA | *dh | 3 | 0 | 0 | 0 | 0 | 0 | 0 | 0 | 0 | 0 | 0 | 0 | 0 | 0 | 0 | 0 | 0 | 0 | .278 | |
| May 01 | at Arkansas | *dh | 4 | 1 | 2 | 0 | 0 | 0 | 0 | 1 | 0 | 0 | 0 | 0 | 0 | 0 | 0 | 1 | 0 | 0 | .289 | |
| May 02 | at Arkansas | *dh | 2 | 0 | 1 | 1 | 0 | 0 | 0 | 2 | 1 | 1 | 0 | 0 | 0 | 0 | 0 | 1 | 0 | 0 | .294 | |
| May 03 | at Arkansas | *dh | 1 | 0 | 0 | 0 | 0 | 0 | 0 | 0 | 0 | 0 | 0 | 0 | 0 | 0 | 0 | 0 | 0 | 0 | .291 | |
| May 07 | vs Mississippi State | *dh | 3 | 1 | 1 | 1 | 0 | 0 | 0 | 0 | 0 | 0 | 0 | 0 | 0 | 0 | 0 | 0 | 0 | 0 | .292 | |
| May 08 | vs Oklahoma | *dh | 3 | 0 | 0 | 0 | 0 | 0 | 0 | 0 | 0 | 0 | 0 | 0 | 0 | 0 | 0 | 0 | 0 | 0 | .283 | |
| Totals | | | 34gs | 92 | 20 | 26 | 14 | 2 | 1 | 1 | 14 | 8 | 2 | 4 | 2 | 1 | 1 | 11 | 23 | 18 | 2 | .283 |

On base pct. .396 • Slugging pct. .359

MCKEE'S CAREER STATS

| Year | avg | gp-gs | ab | r | h | 2b | 3b | hr | rbi | tb | slg% | bb | hbp | so | gdp | ob% | sf | sh | sb-att | po | a | e | fld% |
|-------|------|-------|-----|----|----|----|----|----|-----|----|------|----|-----|----|-----|------|----|----|--------|----|----|---|------|
| 2024 | .237 | 32-17 | 59 | 11 | 14 | 2 | 0 | 0 | 7 | 16 | .271 | 5 | 1 | 7 | 0 | .299 | 2 | 0 | 1-2 | 13 | 20 | 5 | .868 |
| 2025 | .283 | 40-34 | 92 | 20 | 26 | 2 | 1 | 1 | 14 | 33 | .359 | 14 | 4 | 11 | 1 | .396 | 1 | 2 | 8-10 | 23 | 18 | 2 | .953 |
| TOTAL | .265 | 72-51 | 151 | 31 | 40 | 4 | 1 | 1 | 21 | 49 | .325 | 19 | 5 | 18 | 1 | .360 | 3 | 2 | 9-12 | 36 | 38 | 7 | .914 |



MAIA TOWNSEND

3

Outfield • 5-9 • Junior • L/R • 2L • Morris, Ala. (Mortimer Jordan HS)

| SINGLE-GAME SEASON HIGHS | |
|--------------------------|---|
| Hits | N/A |
| Doubles | N/A |
| Triples | N/A |
| Home Runs | N/A |
| Total Bases | N/A |
| RBI's | N/A |
| Runs Scored | 1, Five Times |
| Walks | N/A |
| Hit By Pitch | N/A |
| Sacrifice Flies | N/A |
| Sac Hits | N/A |
| At Bats | 1, vs. Notre Dame (02/28/25) Southern Miss (02/21/25) |
| Stolen Bases | N/A |
| Putouts | 1, at UL Lafayette (03/25/25) Charlotte (02/08/25) |
| Assists | N/A |
| SINGLE-GAME CAREER HIGHS | |
| Hits | 1, A&M-Corpus Christi (02/24/23) |
| Doubles | N/A |
| Triples | N/A |
| Home Runs | N/A |
| Total Bases | 1, A&M-Corpus Christi (02/24/23) |
| RBI's | 1, NC State (03/31/23) |
| Runs Scored | 1, 22 Times |
| Walks | 1, NC State (03/31/23) |
| Hit By Pitch | N/A |
| Sacrifice Flies | N/A |
| Sac Hits | N/A |
| At Bats | 2, A&M-Corpus Christi (02/25/23) A&M-Corpus Christi (02/24/23) |
| Stolen Bases | 1, Five Times |
| Putouts | 1, Three Times |
| Assists | N/A |

[Complete bio](#)

Junior Season (2025)

- Has scored five runs this season.
- Appeared in 28 games in 2024 where she scored 10 runs and was 2-for-3 in stolen bases.
- Scored first career run against New Mexico as a pinch runner in 2023.
- Daughter of Marla Townsend who was a college softball coach at UAB for 18 seasons from 1998-2017..

2024 SEASON GAME-BY-GAME

| Date | Opponent | Pos | AB | R | H | RBI | 2B | 3B | HR | BB | SB | CS | HBP | SAC | SF | GDP | K | PO | A | E | Avg |
|--------|------------------------|-------|----|---|---|-----|----|----|----|----|----|----|-----|-----|----|-----|---|----|---|---|------|
| Feb 08 | CHARLOTTE | pr/of | 0 | 1 | 0 | 0 | 0 | 0 | 0 | 0 | 0 | 0 | 0 | 0 | 0 | 0 | 0 | 1 | 0 | 0 | .000 |
| Feb 14 | UT ARLINGTON | of | 0 | 1 | 0 | 0 | 0 | 0 | 0 | 0 | 0 | 0 | 0 | 0 | 0 | 0 | 0 | 0 | 0 | 0 | .000 |
| Feb 14 | NORTHWESTERN | pr/of | 0 | 0 | 0 | 0 | 0 | 0 | 0 | 0 | 0 | 0 | 0 | 0 | 0 | 0 | 0 | 0 | 0 | 0 | .000 |
| Feb 21 | PENN ST | of | 0 | 0 | 0 | 0 | 0 | 0 | 0 | 0 | 0 | 0 | 0 | 0 | 0 | 0 | 0 | 0 | 0 | 0 | .000 |
| Feb 21 | SOUTHERN MISS | ph | 1 | 0 | 0 | 0 | 0 | 0 | 0 | 0 | 0 | 1 | 0 | 0 | 0 | 0 | 0 | 0 | 0 | 0 | .000 |
| Feb 22 | NICHOLLS | of | 0 | 0 | 0 | 0 | 0 | 0 | 0 | 0 | 0 | 0 | 0 | 0 | 0 | 0 | 0 | 0 | 0 | 0 | .000 |
| Feb 27 | at Cal State Fullerton | pr | 0 | 0 | 0 | 0 | 0 | 0 | 0 | 0 | 0 | 0 | 0 | 0 | 0 | 0 | 0 | 0 | 0 | 0 | .000 |
| Feb 28 | vs Notre Dame | of | 1 | 0 | 0 | 0 | 0 | 0 | 0 | 0 | 0 | 0 | 0 | 0 | 0 | 0 | 0 | 0 | 0 | 0 | .000 |
| Mar 01 | vs Weber St. | pr/of | 0 | 0 | 0 | 0 | 0 | 0 | 0 | 0 | 0 | 0 | 0 | 0 | 0 | 0 | 0 | 0 | 0 | 0 | .000 |
| Mar 07 | SOUTH ALABAMA | pr | 0 | 0 | 0 | 0 | 0 | 0 | 0 | 0 | 0 | 0 | 0 | 0 | 0 | 0 | 0 | 0 | 0 | 0 | .000 |
| Mar 07 | SOUTH ALABAMA | pr/of | 0 | 1 | 0 | 0 | 0 | 0 | 0 | 0 | 0 | 0 | 0 | 0 | 0 | 0 | 0 | 0 | 0 | 0 | .000 |
| Mar 09 | MINNESOTA | pr | 0 | 0 | 0 | 0 | 0 | 0 | 0 | 0 | 0 | 0 | 0 | 0 | 0 | 0 | 0 | 0 | 0 | 0 | .000 |
| Mar 25 | at ULL | of | 0 | 0 | 0 | 0 | 0 | 0 | 0 | 0 | 0 | 0 | 0 | 0 | 0 | 0 | 0 | 1 | 0 | 0 | .000 |
| Mar 30 | SOUTH CAROLINA-1 | of | 0 | 0 | 0 | 0 | 0 | 0 | 0 | 0 | 0 | 0 | 0 | 0 | 0 | 0 | 0 | 0 | 0 | 0 | .000 |
| Apr 17 | at Texas | pr | 0 | 0 | 0 | 0 | 0 | 0 | 0 | 0 | 0 | 0 | 0 | 0 | 0 | 0 | 0 | 0 | 0 | 0 | .000 |
| Apr 26 | FLORIDA | pr | 0 | 0 | 0 | 0 | 0 | 0 | 0 | 0 | 0 | 0 | 0 | 0 | 0 | 0 | 0 | 0 | 0 | 0 | .000 |
| May 01 | at Arkansas | pr | 0 | 1 | 0 | 0 | 0 | 0 | 0 | 0 | 0 | 0 | 0 | 0 | 0 | 0 | 0 | 0 | 0 | 0 | .000 |
| May 02 | at Arkansas | pr | 0 | 1 | 0 | 0 | 0 | 0 | 0 | 0 | 0 | 0 | 0 | 0 | 0 | 0 | 0 | 0 | 0 | 0 | .000 |
| May 07 | vs Mississippi State | pr | 0 | 0 | 0 | 0 | 0 | 0 | 0 | 0 | 0 | 0 | 0 | 0 | 0 | 0 | 0 | 0 | 0 | 0 | .000 |
| Totals | | Ogs | 2 | 5 | 0 | 0 | 0 | 0 | 0 | 0 | 0 | 1 | 0 | 0 | 0 | 0 | 0 | 2 | 0 | 0 | .000 |

On base pct. .000 • Slugging pct. .000

TOWNSEND'S CAREER STATS

| Year | avg | gp-gs | ab | r | h | 2b | 3b | hr | rbi | tb | slg% | bb | hbp | so | gdp | ob% | sf | sh | sb-att | po | a | e | fld% |
|-------|------|-------|----|----|---|----|----|----|-----|----|------|----|-----|----|-----|------|----|----|--------|----|---|---|-------|
| 2023 | .200 | 25-0 | 5 | 7 | 1 | 0 | 0 | 0 | 1 | 1 | .200 | 1 | 0 | 2 | 0 | .333 | 0 | 0 | 3-3 | 1 | 0 | 0 | 1.000 |
| 2024 | .000 | 28-0 | 1 | 10 | 0 | 0 | 0 | 0 | 0 | 0 | .000 | 0 | 0 | 1 | 0 | .000 | 0 | 0 | 2-3 | 0 | 0 | 0 | .000 |
| 2025 | .000 | 19-0 | 2 | 5 | 0 | 0 | 0 | 0 | 0 | 0 | .000 | 0 | 0 | 0 | 0 | .000 | 0 | 0 | 0-1 | 2 | 0 | 0 | 1.000 |
| TOTAL | .125 | 72-0 | 8 | 22 | 1 | 0 | 0 | 0 | 1 | 1 | .125 | 1 | 0 | 3 | 0 | .222 | 0 | 0 | 5-7 | 3 | 0 | 0 | 1.000 |



MCKENZIE REDOUTEY

4

Outfield • 5-6 • Senior • L/L • 3L • Franklin, N.C. (Franklin HS)

| SINGLE-GAME SEASON HIGHS | |
|--------------------------|--|
| Hits | 3, UL Lafayette (03/11/25) #21/22 Northwestern (02/14/25) |
| Doubles | 1, 12 Times |
| Triples | 1, #10/11 South Carolina (03/28/25) #17/18 Virginia Tech (02/15/25) |
| Home Runs | 1, Four Times |
| Total Bases | 6, Southern Miss (02/21/25) |
| RBIs | 4, at #8/6 Arkansas (05/02/25) |
| Runs Scored | 3, Southern Miss (02/22/25) |
| Walks | 2, Six Times |
| Hit By Pitch | 1, Three Times |
| Sacrifice Flies | 1, Four Times |
| Sac Hits | N/A |
| At Bats | 5, at #8/6 Arkansas (05/02/25) Southern Miss (02/22/25) |
| Stolen Bases | 1, South Alabama (03/07/25) Southeastern La. (02/09/25) |
| Putouts | 4, at #3 Texas (04/19/25) |
| Assists | 1, Three Times |
| SINGLE-GAME CAREER HIGHS | |
| Hits | 3, Six Times |
| Doubles | 2, Houston (02/24/24) |
| Triples | 1, Six Times |
| Home Runs | 2, at Louisiana Tech (02/21/23) |
| Total Bases | 8, at Louisiana Tech (02/21/23) |
| RBIs | 4, at #8/6 Arkansas (05/02/25) at #16 Alabama (04/29/23) |
| Runs Scored | 3, Three Times |
| Walks | 2, 16 Times |
| Hit By Pitch | 1, 14 Times |
| Sacrifice Flies | 1, Eight Times |
| Sac Hits | 1, Five Times |
| At Bats | 6, vs. #20 Alabama (05/08/24) |
| Stolen Bases | 1, Seven Times |
| Putouts | 6 vs. Oklahoma St. (02/18/22) |
| Assists | 2, Mississippi St. (04/22/23) |

[Complete bio](#)

Senior Season (2025)

- Hit her first career grand slam at No. 8/6 Arkansas (May 2) for her 18th career home run.
- One of five Tigers with double-digit extra-base hits this season.
- Batted .303 in 2024, marking her second consecutive season with a batting average over .300.
- Recorded a 1.000 fielding percentage from the outfield in 2024 with 49 putouts and five assists.
- Hit a career-high two home runs at Louisiana Tech on Feb. 22, 2023.
- Is a 2023 All-SEC First Team and SEC All-Defensive Team selection.

2025 SEASON GAME-BY-GAME

| Date | Opponent | Pos | AB | R | H | RBI | 2B | 3B | HR | BB | SB | CS | HBP | SAC | SF | GDP | K | PO | A | E | Avg | |
|--------|------------------------|-----|------|-----|----|-----|----|----|----|----|----|----|-----|-----|----|-----|---|----|----|---|------|------|
| Feb 07 | CHARLOTTE | *of | 4 | 0 | 0 | 0 | 0 | 0 | 0 | 0 | 0 | 0 | 0 | 0 | 0 | 0 | 0 | 0 | 0 | 0 | .000 | |
| Feb 07 | CENTRAL ARK | *of | 3 | 1 | 1 | 0 | 1 | 0 | 0 | 0 | 0 | 0 | 0 | 0 | 0 | 0 | 0 | 0 | 0 | 0 | .143 | |
| Feb 08 | CHARLOTTE | *of | 2 | 0 | 0 | 0 | 0 | 0 | 0 | 0 | 0 | 0 | 0 | 0 | 0 | 0 | 0 | 1 | 0 | 0 | .111 | |
| Feb 08 | CENTRAL ARK | *of | 2 | 0 | 1 | 0 | 0 | 0 | 0 | 1 | 0 | 0 | 0 | 0 | 0 | 0 | 0 | 2 | 0 | 0 | .182 | |
| Feb 09 | SOUTHEASTERN LA | *of | 1 | 0 | 0 | 1 | 0 | 0 | 0 | 1 | 1 | 0 | 0 | 0 | 1 | 0 | 0 | 0 | 0 | 0 | .167 | |
| Feb 14 | UT ARLINGTON | *of | 3 | 0 | 1 | 0 | 0 | 0 | 0 | 0 | 0 | 0 | 0 | 0 | 0 | 0 | 1 | 1 | 0 | 0 | .200 | |
| Feb 14 | NORTHWESTERN | *of | 4 | 0 | 3 | 3 | 0 | 0 | 0 | 0 | 0 | 0 | 0 | 0 | 0 | 0 | 0 | 3 | 0 | 0 | .316 | |
| Feb 15 | NORTHWESTERN | *of | 4 | 2 | 0 | 1 | 3 | 1 | 0 | 0 | 0 | 0 | 0 | 0 | 0 | 1 | 0 | 0 | 0 | 0 | .333 | |
| Feb 15 | VIRGINIA TECH | *of | 4 | 1 | 2 | 0 | 0 | 1 | 0 | 0 | 0 | 0 | 0 | 0 | 0 | 0 | 0 | 3 | 0 | 0 | .360 | |
| Feb 16 | VIRGINIA TECH | *of | 3 | 0 | 1 | 0 | 0 | 0 | 0 | 1 | 0 | 0 | 0 | 0 | 0 | 0 | 0 | 0 | 0 | 0 | .357 | |
| Feb 21 | PENN ST | *of | 3 | 0 | 1 | 2 | 1 | 0 | 0 | 0 | 0 | 0 | 0 | 0 | 0 | 0 | 0 | 0 | 0 | 0 | .355 | |
| Feb 21 | SOUTHERN MISS | *of | 2 | 3 | 2 | 3 | 1 | 0 | 1 | 1 | 0 | 0 | 0 | 0 | 0 | 0 | 0 | 0 | 0 | 0 | .394 | |
| Feb 22 | SOUTHERN MISS | *of | 5 | 0 | 2 | 3 | 1 | 0 | 0 | 0 | 0 | 0 | 0 | 0 | 0 | 0 | 0 | 0 | 0 | 0 | .395 | |
| Feb 22 | NICHOLLS | *of | 3 | 0 | 1 | 1 | 1 | 0 | 0 | 0 | 0 | 0 | 0 | 0 | 0 | 0 | 0 | 0 | 0 | 0 | .390 | |
| Feb 27 | vs UCLA | *of | 3 | 0 | 0 | 0 | 0 | 0 | 0 | 0 | 0 | 0 | 0 | 0 | 0 | 0 | 0 | 0 | 0 | 0 | .364 | |
| Feb 27 | at Cal State Fullerton | *of | 4 | 0 | 0 | 0 | 0 | 0 | 0 | 0 | 0 | 0 | 0 | 0 | 0 | 0 | 0 | 0 | 0 | 0 | .333 | |
| Feb 28 | vs Utah | *of | 3 | 1 | 1 | 1 | 1 | 0 | 0 | 0 | 0 | 0 | 0 | 0 | 0 | 0 | 0 | 1 | 0 | 0 | .333 | |
| Feb 28 | vs Notre Dame | *of | 3 | 1 | 0 | 1 | 0 | 0 | 0 | 1 | 0 | 0 | 0 | 0 | 0 | 0 | 1 | 0 | 0 | 0 | .315 | |
| Mar 01 | vs Weber St. | *of | 2 | 1 | 0 | 0 | 0 | 0 | 0 | 1 | 0 | 0 | 0 | 0 | 0 | 0 | 0 | 0 | 0 | 0 | .304 | |
| Mar 05 | ULM | *of | 2 | 0 | 0 | 0 | 0 | 0 | 0 | 1 | 0 | 0 | 0 | 0 | 0 | 0 | 0 | 0 | 0 | 0 | .293 | |
| Mar 07 | SOUTH ALABAMA | *of | 2 | 0 | 1 | 0 | 0 | 0 | 0 | 1 | 1 | 0 | 0 | 0 | 0 | 0 | 0 | 1 | 0 | 0 | .300 | |
| Mar 07 | SOUTH ALABAMA | *of | 2 | 2 | 1 | 2 | 1 | 0 | 2 | 0 | 0 | 0 | 0 | 0 | 0 | 0 | 0 | 0 | 0 | 0 | .306 | |
| Mar 08 | MINNESOTA | *of | 2 | 1 | 0 | 0 | 0 | 0 | 0 | 1 | 0 | 0 | 0 | 0 | 0 | 0 | 0 | 1 | 0 | 0 | .297 | |
| Mar 09 | MINNESOTA | *of | 2 | 1 | 1 | 2 | 0 | 0 | 0 | 0 | 0 | 0 | 0 | 0 | 0 | 0 | 0 | 0 | 0 | 0 | .303 | |
| Mar 11 | ULL | *of | 3 | 3 | 3 | 3 | 0 | 0 | 0 | 0 | 0 | 0 | 0 | 0 | 0 | 0 | 0 | 0 | 0 | 0 | .333 | |
| Mar 14 | KENTUCKY | *of | 3 | 0 | 1 | 2 | 1 | 0 | 0 | 0 | 0 | 0 | 0 | 0 | 0 | 0 | 0 | 0 | 0 | 0 | .333 | |
| Mar 15 | KENTUCKY | *of | 3 | 1 | 2 | 0 | 0 | 0 | 0 | 0 | 0 | 0 | 1 | 0 | 0 | 0 | 0 | 2 | 0 | 0 | .347 | |
| Mar 16 | KENTUCKY | *of | 2 | 0 | 0 | 0 | 0 | 0 | 0 | 2 | 0 | 0 | 0 | 0 | 0 | 0 | 0 | 0 | 0 | 0 | .338 | |
| Mar 21 | at Georgia | *of | 3 | 0 | 0 | 0 | 0 | 0 | 0 | 0 | 0 | 0 | 0 | 0 | 0 | 0 | 2 | 0 | 0 | 0 | .325 | |
| Mar 22 | at Georgia | *of | 1 | 2 | 1 | 1 | 0 | 0 | 0 | 2 | 0 | 0 | 0 | 0 | 1 | 0 | 0 | 2 | 0 | 0 | .333 | |
| Mar 23 | at Georgia | *of | 3 | 0 | 1 | 1 | 0 | 0 | 0 | 0 | 0 | 0 | 0 | 0 | 0 | 0 | 0 | 0 | 0 | 0 | .333 | |
| Mar 25 | at ULL | *of | 3 | 2 | 1 | 1 | 1 | 0 | 0 | 1 | 0 | 0 | 0 | 0 | 0 | 0 | 0 | 1 | 0 | 0 | .333 | |
| Mar 28 | SOUTH CAROLINA | *of | 3 | 0 | 2 | 2 | 0 | 1 | 0 | 0 | 0 | 0 | 0 | 0 | 0 | 0 | 0 | 0 | 0 | 0 | .344 | |
| Mar 30 | SOUTH CAROLINA-1 | *of | 4 | 0 | 0 | 0 | 0 | 0 | 0 | 0 | 0 | 0 | 0 | 0 | 0 | 0 | 0 | 1 | 2 | 0 | .330 | |
| Mar 30 | SOUTH CAROLINA-2 | *of | 3 | 0 | 1 | 0 | 0 | 0 | 0 | 0 | 0 | 0 | 0 | 0 | 0 | 0 | 0 | 1 | 3 | 1 | .330 | |
| Apr 01 | at McNeese | *of | 2 | 1 | 2 | 2 | 0 | 0 | 1 | 1 | 0 | 0 | 1 | 0 | 0 | 0 | 0 | 0 | 0 | 0 | .343 | |
| Apr 04 | ALABAMA | *of | 3 | 1 | 2 | 1 | 0 | 0 | 0 | 0 | 0 | 0 | 0 | 0 | 0 | 0 | 0 | 0 | 0 | 0 | .353 | |
| Apr 05 | ALABAMA | *of | 2 | 0 | 0 | 0 | 0 | 0 | 0 | 1 | 0 | 0 | 0 | 0 | 0 | 0 | 0 | 1 | 1 | 0 | .346 | |
| Apr 06 | ALABAMA | *of | 2 | 1 | 0 | 0 | 0 | 0 | 0 | 2 | 0 | 0 | 0 | 0 | 0 | 0 | 0 | 1 | 0 | 0 | .340 | |
| Apr 09 | LOUISIANA TECH | *of | 3 | 0 | 2 | 2 | 0 | 0 | 0 | 1 | 0 | 0 | 0 | 0 | 0 | 0 | 0 | 0 | 0 | 0 | .349 | |
| Apr 11 | at Texas A&M | *of | 3 | 1 | 2 | 1 | 0 | 0 | 0 | 0 | 0 | 0 | 0 | 0 | 1 | 0 | 0 | 1 | 0 | 0 | .357 | |
| Apr 12 | at Texas A&M | *of | 4 | 0 | 0 | 0 | 0 | 0 | 0 | 0 | 0 | 0 | 0 | 0 | 0 | 0 | 0 | 0 | 0 | 0 | .345 | |
| Apr 13 | at Texas A&M | *of | 4 | 0 | 1 | 0 | 0 | 0 | 0 | 0 | 0 | 0 | 0 | 0 | 0 | 0 | 0 | 1 | 0 | 0 | .342 | |
| Apr 18 | at Texas | *of | 3 | 0 | 0 | 1 | 0 | 0 | 0 | 0 | 0 | 0 | 0 | 0 | 0 | 0 | 0 | 1 | 1 | 0 | .333 | |
| Apr 19 | at Texas | *of | 4 | 1 | 1 | 2 | 0 | 0 | 1 | 0 | 0 | 0 | 0 | 0 | 0 | 1 | 0 | 4 | 0 | 0 | .331 | |
| Apr 22 | MCNEESE | *of | 3 | 1 | 1 | 1 | 1 | 0 | 0 | 0 | 0 | 0 | 0 | 0 | 0 | 0 | 0 | 1 | 1 | 0 | .331 | |
| Apr 26 | FLORIDA | *of | 3 | 0 | 0 | 0 | 0 | 0 | 0 | 0 | 0 | 0 | 0 | 0 | 0 | 0 | 0 | 0 | 1 | 0 | .323 | |
| Apr 27 | FLORIDA | *of | 3 | 0 | 2 | 0 | 0 | 0 | 0 | 0 | 0 | 0 | 0 | 0 | 0 | 0 | 0 | 0 | 0 | 0 | .331 | |
| Apr 28 | FLORIDA | *of | 2 | 1 | 0 | 1 | 0 | 0 | 0 | 2 | 0 | 0 | 0 | 0 | 0 | 0 | 0 | 0 | 0 | 0 | .326 | |
| May 01 | at Arkansas | *of | 3 | 0 | 0 | 0 | 0 | 0 | 0 | 2 | 0 | 0 | 0 | 0 | 0 | 0 | 0 | 0 | 1 | 0 | .319 | |
| May 02 | at Arkansas | *of | 5 | 2 | 2 | 4 | 0 | 0 | 1 | 0 | 0 | 0 | 0 | 0 | 0 | 0 | 0 | 1 | 2 | 0 | .322 | |
| May 03 | at Arkansas | *of | 3 | 0 | 2 | 0 | 0 | 0 | 0 | 0 | 0 | 0 | 0 | 0 | 0 | 0 | 0 | 1 | 0 | 0 | .329 | |
| May 07 | vs Mississippi State | *of | 3 | 1 | 0 | 0 | 0 | 0 | 0 | 1 | 0 | 0 | 0 | 0 | 0 | 0 | 0 | 0 | 1 | 0 | .322 | |
| May 08 | vs Oklahoma | *of | 3 | 0 | 0 | 0 | 0 | 0 | 0 | 0 | 0 | 0 | 0 | 0 | 0 | 0 | 0 | 1 | 1 | 0 | .316 | |
| Totals | | | 54gs | 155 | 30 | 49 | 45 | 12 | 2 | 4 | 26 | 2 | 0 | 3 | 0 | 4 | 1 | 13 | 38 | 3 | 0 | .316 |

On base pct. .415 • Slugging pct. .497

REDOUTEY'S CAREER STATS

| Year | avg | gp-gs | ab | r | h | 2b | 3b | hr | rbi | tb | slg% | bb | hbp | so | gdp | ob% | sf | sh | sb-att | po | a | e | fld% |
|-------|------|---------|-----|-----|-----|----|----|----|-----|-----|------|----|-----|----|-----|------|----|----|--------|-----|----|---|-------|
| 2022 | .242 | 48-35 | 91 | 22 | 22 | 11 | 0 | 3 | 19 | 42 | .462 | 26 | 2 | 21 | 0 | .417 | 1 | 2 | 1-1 | 32 | 1 | 3 | .917 |
| 2023 | .306 | 59-59 | 157 | 31 | 48 | 11 | 3 | 6 | 35 | 83 | .529 | 16 | 3 | 33 | 1 | .376 | 2 | 1 | 3-3 | 56 | 4 | 1 | .984 |
| 2024 | .303 | 61-61 | 175 | 40 | 53 | 9 | 1 | 5 | 18 | 79 | .451 | 25 | 6 | 23 | 2 | .406 | 1 | 2 | 1-1 | 49 | 5 | 0 | 1.000 |
| 2025 | .316 | 54-54 | 155 | 30 | 49 | 12 | 2 | 4 | 45 | 77 | .497 | 26 | 3 | 13 | 1 | .415 | 4 | 0 | 2-2 | 38 | 3 | 0 | 1.000 |
| TOTAL | .298 | 222-209 | 578 | 123 | 172 | 43 | 6 | 18 | 117 | 281 | .486 | 93 | 14 | 90 | 4 | .403 | 8 | 5 | 7-7 | 175 | 13 | 4 | .979 |



ASHLEY VALLEJO

5

Pitcher • 5-8 • Redshirt Senior • R/R • TR • New Waverly, Texas (McNeese)

| SINGLE-GAME SEASON HIGHS | |
|--------------------------|---|
| Innings Pitched | 5.1, at #3 Texas A&M (04/12/25) |
| Strikeouts | 4, Weber State (03/01/25) |
| Batters Faced | 23, at #3 Texas A&M (04/12/25) Nicholls (02/22/25) |
| Putouts | 1, at UL Lafayette (03/25/25) |
| Assists | 1, Seven Times |
| Runners CS | N/A |

| SINGLE-GAME CAREER HIGHS | |
|--------------------------|--|
| Innings Pitched | 7.2, vs. Minnesota (05/09/23)* |
| Strikeouts | 14, Northwestern St. (04/07/23)* |
| Batters Faced | 32, vs. Southeastern (05/11/23)* vs. Northwestern St. (05/11/22)* |
| Putouts | 1, 12 Times* |
| Assists | 5, vs. LSU (04/19/22)* |
| Runners CS | 2, vs. Sam Houston St. (02/24/22)* |

* Includes games played at McNeese

Complete bio

Redshirt Senior Season (2025)

- Tossed a combined shutout in first appearance as an LSU Tiger.
- Threw a season-high four strikeouts in relief against Weber State (March 1).
- Helped McNeese win three consecutive Southland Conference (SLC) regular season titles (2021-2023).
- Named the 2022 SLC Pitcher of the Year and a two-time All-SLC selection,
- Reached the NCAA Super Regionals in 2023, but missed 2024 season due to injury.

2025 SEASON GAME-BY-GAME

| Date | Opponent | Pos | AB | R | H | RBI | 2B | 3B | HR | BB | SB | CS | HBP | SAC | SF | GDP | K | PO | A | E | Avg |
|--------|--------------|-----|----|---|---|-----|----|----|----|----|----|----|-----|-----|----|-----|---|----|---|---|------|
| Feb 08 | CENTRAL ARK | *p | 0 | 0 | 0 | 0 | 0 | 0 | 0 | 0 | 0 | 0 | 0 | 0 | 0 | 0 | 0 | 0 | 1 | 0 | .000 |
| Feb 22 | NICHOLLS | *p | 0 | 0 | 0 | 0 | 0 | 0 | 0 | 0 | 0 | 0 | 0 | 0 | 0 | 0 | 0 | 0 | 1 | 0 | .000 |
| Mar 25 | at ULL | *p | 0 | 0 | 0 | 0 | 0 | 0 | 0 | 0 | 0 | 0 | 0 | 0 | 0 | 0 | 0 | 0 | 1 | 0 | .000 |
| Apr 06 | ALABAMA | *p | 0 | 0 | 0 | 0 | 0 | 0 | 0 | 0 | 0 | 0 | 0 | 0 | 0 | 0 | 0 | 0 | 1 | 0 | .000 |
| Apr 11 | at Texas A&M | p | 0 | 0 | 0 | 0 | 0 | 0 | 0 | 0 | 0 | 0 | 0 | 0 | 0 | 0 | 0 | 0 | 1 | 0 | .000 |
| Apr 12 | at Texas A&M | p | 0 | 0 | 0 | 0 | 0 | 0 | 0 | 0 | 0 | 0 | 0 | 0 | 0 | 0 | 0 | 0 | 1 | 0 | .000 |
| May 01 | at Arkansas | p | 0 | 0 | 0 | 0 | 0 | 0 | 0 | 0 | 0 | 0 | 0 | 0 | 0 | 0 | 0 | 0 | 1 | 0 | .000 |
| Totals | | 4gs | 0 | 0 | 0 | 0 | 0 | 0 | 0 | 0 | 0 | 0 | 0 | 0 | 0 | 0 | 0 | 1 | 7 | 0 | .000 |

On base pct. .000 • Slugging pct. .000

#5 Ashley Vallejo - 11 appearances (All games)

| Date | Opponent | GS | IP | H | R | ER | BB | SO | 2B | 3B | HR | WP | BK | HBP | IBB | Score | W-L | Sv | ERA | NP |
|--------|---------------|----|------|----|----|----|----|----|----|----|----|----|----|-----|-----|-------|-----|----|------|----|
| Feb 08 | CENTRAL ARK | * | 5.0 | 2 | 0 | 0 | 0 | 2 | 1 | 0 | 0 | 0 | 0 | 0 | 0 | 6-0 | 1-0 | 0 | 0.00 | 69 |
| Feb 22 | NICHOLLS | * | 5.0 | 7 | 2 | 2 | 1 | 1 | 1 | 0 | 0 | 0 | 0 | 0 | 0 | 12-2 | 2-0 | 0 | 1.40 | 74 |
| Mar 01 | vs Weber St. | | 3.0 | 1 | 0 | 0 | 0 | 4 | 0 | 0 | 0 | 0 | 0 | 0 | 0 | 9-1 | 2-0 | 0 | 1.08 | 35 |
| Mar 07 | SOUTH ALABAMA | | 2.0 | 5 | 4 | 4 | 1 | 1 | 0 | 0 | 1 | 0 | 0 | 0 | 0 | 18-4 | 2-0 | 0 | 2.80 | 47 |
| Mar 25 | at ULL | * | 2.2 | 4 | 4 | 0 | 1 | 1 | 1 | 0 | 0 | 0 | 0 | 0 | 0 | 11-4 | 2-0 | 0 | 2.38 | 66 |
| Apr 06 | ALABAMA | * | 3.1 | 4 | 3 | 2 | 2 | 1 | 0 | 0 | 0 | 0 | 0 | 0 | 0 | 5-8 | 2-1 | 0 | 2.67 | 69 |
| Apr 11 | at Texas A&M | | 2.0 | 5 | 3 | 3 | 2 | 0 | 3 | 0 | 0 | 0 | 0 | 1 | 0 | 7-12 | 2-1 | 0 | 3.35 | 49 |
| Apr 12 | at Texas A&M | | 5.1 | 3 | 2 | 2 | 4 | 2 | 0 | 0 | 0 | 0 | 0 | 1 | 0 | 7-9 | 2-1 | 0 | 3.21 | 85 |
| Apr 19 | at Texas | | 0.1 | 1 | 0 | 0 | 0 | 0 | 0 | 0 | 0 | 0 | 0 | 0 | 0 | 5-6 | 2-1 | 0 | 3.17 | 6 |
| Apr 22 | MCNEESE | * | 0.0 | 2 | 2 | 2 | 2 | 0 | 0 | 0 | 0 | 0 | 0 | 1 | 0 | 5-2 | 2-1 | 0 | 3.66 | 25 |
| May 01 | at Arkansas | | 1.2 | 3 | 1 | 1 | 3 | 0 | 1 | 0 | 0 | 0 | 0 | 1 | 0 | 9-12 | 2-1 | 0 | 3.69 | 42 |
| Totals | | 5 | 30.1 | 37 | 21 | 16 | 16 | 12 | 7 | 0 | 1 | 0 | 0 | 4 | 0 | 94-60 | 2-1 | 0 | 3.69 | - |

VALLEJO'S CAREER STATS (AT MCNEESE)

| Year | era | w-l | app | gs | cg | sho | sv | ip | h | r | er | bb | so |
|-------|------|-------|-----|----|----|------|----|-------|-----|-----|-----|-----|-----|
| 2021 | 2.86 | 7-7 | 26 | 10 | 3 | 1/0 | 0 | 90.2 | 83 | 42 | 37 | 43 | 71 |
| 2022 | 2.32 | 18-8 | 41 | 24 | 17 | 8/0 | 1 | 168.2 | 139 | 71 | 56 | 43 | 121 |
| 2023 | 2.25 | 19-9 | 32 | 25 | 13 | 7/2 | 1 | 152.1 | 118 | 55 | 49 | 55 | 112 |
| 2024 | 4.20 | 1-0 | 1 | 1 | 1 | 0/0 | 0 | 5.0 | 5 | 3 | 3 | 1 | 2 |
| TOTAL | 2.44 | 45-24 | 100 | 60 | 34 | 16/2 | 2 | 416.2 | 345 | 171 | 145 | 142 | 306 |

VALLEJO'S CAREER STATS (AT LSU)

| Year | era | w-l | app | gs | cg | sho | sv | ip | h | r | er | bb | so | 2b | 3b | hr | bf | bavg | wp | hbp | bk | sfa | sha |
|-------|------|-----|-----|----|----|-----|----|------|----|----|----|----|----|----|----|----|-----|------|----|-----|----|-----|-----|
| 2025 | 3.69 | 2-1 | 11 | 5 | 1 | 0/1 | 0 | 30.1 | 37 | 21 | 16 | 16 | 12 | 7 | 0 | 1 | 147 | .296 | 0 | 4 | 0 | 0 | 2 |
| TOTAL | 3.69 | 2-1 | 11 | 5 | 1 | 0/1 | 0 | 30.1 | 37 | 21 | 16 | 16 | 12 | 7 | 0 | 1 | 147 | .296 | 0 | 4 | 0 | 0 | 2 |



ABIGAIL SAVOY

6

Infield • 5-8 • Junior • L/L • 2L • Branch, La. (Notre Dame HS)

| SINGLE-GAME SEASON HIGHS | |
|--------------------------|---|
| Hits | N/A |
| Doubles | N/A |
| Triples | N/A |
| Home Runs | N/A |
| Total Bases | N/A |
| RBI | N/A |
| Runs Scored | N/A |
| Walks | 1, Penn State (02/21/25) Nicholls (02/22/25) |
| Hit By Pitch | N/A |
| Sacrifice Flies | N/A |
| Sac Hits | N/A |
| At Bats | N/A |
| Stolen Bases | N/A |
| Putouts | N/A |
| Assists | N/A |

| SINGLE-GAME CAREER HIGHS | |
|--------------------------|---------------------------|
| Hits | 1, Austin Peay (02/24/24) |
| Doubles | N/A |
| Triples | N/A |
| Home Runs | 1, Austin Peay (02/24/24) |
| Total Bases | 4, Austin Peay (02/24/24) |
| RBI | 2, Austin Peay (02/24/24) |
| Runs Scored | 1, Three Times |
| Walks | 1, Four Times |
| Hit By Pitch | N/A |
| Sacrifice Flies | N/A |
| Sac Hits | N/A |
| At Bats | 1, Eight Times |
| Stolen Bases | N/A |
| Putouts | N/A |
| Assists | N/A |

Complete bio

Junior Season (2025)

- First and only collegiate hit was a pinch-hit two-run home run vs. Austin Peay on Feb. 24, 2024.
- Is a two-time SEC Academic Honor Roll selection.
- Played at Notre Dame High School where she helped the program win three State Championship Titles.
- Was high school teammates with current LSU teammate Maci Bergeron.

2025 SEASON GAME-BY-GAME

| Date | Opponent | Pos | AB | R | H | RBI | 2B | 3B | HR | BB | SB | CS | HBP | SAC | SF | GDP | K | PO | A | E | Avg |
|--------|----------|-----|----|---|---|-----|----|----|----|----|----|----|-----|-----|----|-----|---|----|---|---|------|
| Feb 21 | PENN ST | ph | 0 | 0 | 0 | 0 | 0 | 0 | 0 | 1 | 0 | 0 | 0 | 0 | 0 | 0 | 0 | 0 | 0 | 0 | .000 |
| Feb 22 | NICHOLLS | ph | 0 | 0 | 0 | 0 | 0 | 0 | 0 | 0 | 0 | 0 | 0 | 0 | 0 | 0 | 0 | 0 | 0 | 0 | .000 |
| Totals | | Ogs | 0 | 0 | 0 | 0 | 0 | 0 | 0 | 2 | 0 | 0 | 0 | 0 | 0 | 0 | 0 | 0 | 0 | 0 | .000 |

On base pct. 1.000 • Slugging pct. .000

SAVOY'S CAREER STATS

| Year | avg | gp-gs | ab | r | h | 2b | 3b | hr | rbi | tb | slg% | bb | hbp | so | gdp | ob% | sf | sh | sb-att | po | a | e | fld% |
|-------|------|-------|----|---|---|----|----|----|-----|----|-------|----|-----|----|-----|-------|----|----|--------|----|---|---|------|
| 2023 | .000 | 7-0 | 5 | 2 | 0 | 0 | 0 | 0 | 0 | 0 | .000 | 2 | 0 | 1 | 0 | .286 | 0 | 0 | 0-0 | 0 | 0 | 0 | .000 |
| 2024 | .333 | 3-0 | 3 | 1 | 1 | 0 | 0 | 1 | 3 | 4 | 1.333 | 0 | 0 | 0 | 0 | .333 | 0 | 0 | 0-0 | 0 | 0 | 0 | .000 |
| 2025 | .000 | 2-0 | 0 | 0 | 0 | 0 | 0 | 0 | 0 | 0 | .000 | 2 | 0 | 0 | 0 | 1.000 | 0 | 0 | 0-0 | 0 | 0 | 0 | .000 |
| TOTAL | .125 | 12-0 | 8 | 3 | 1 | 0 | 0 | 1 | 3 | 4 | .500 | 4 | 0 | 1 | 0 | .417 | 0 | 0 | 0-0 | 0 | 0 | 0 | .000 |



JALIA LASSITER

7

Outfielder • 5-7 • Junior • R/R • TR • Atmore, Ala. (Ole Miss)

| SINGLE-GAME SEASON HIGHS | |
|--------------------------|---------------------------------|
| Hits | 4, at #13/15 Georgia (03/22/25) |
| Doubles | 2, #23 Kentucky (03/15/25) |
| Triples | 1, vs. Weber State (03/01/25) |
| Home Runs | 1, Three Times |
| Total Bases | 8, at #13/15 Georgia (03/22/25) |
| RBIs | 4, at #13/15 Georgia (03/22/25) |
| Runs Scored | 3, Three Times |
| Walks | 2, Five Times |
| Hit By Pitch | 1, Four Times |
| Sacrifice Flies | 1, Four Times |
| Sac Hits | 1, Three Times |
| At Bats | 5, Three Times |
| Stolen Bases | 1, Four Times |
| Putouts | 5, #24/23 Alabama (04/05/25) |
| Assists | 1, at #13/15 Georgia (03/21/25) |
| | UL Lafayette (03/11/25) |

| SINGLE-GAME CAREER HIGHS | |
|--------------------------|--|
| Hits | 4, at #13/15 Georgia (03/22/25) |
| Doubles | 2, Three Times* |
| Triples | 1, 10 Times* |
| Home Runs | 1, 10 Times* |
| Total Bases | 8, at #13/15 Georgia (03/22/25) |
| RBIs | 4, Three Times* |
| Runs Scored | 3, Four Times* |
| Walks | 3 at Texas A&M (04/20/2024)* at LSU (03/18/2024)* |
| Hit By Pitch | 1, Nine Times* |
| Sacrifice Flies | 1, Seven Times* |
| Sac Hits | 1, Nine Times* |
| At Bats | 6, Auburn (04/26/2024)* |
| Stolen Bases | 3, Memphis (03/28/2023)* |
| Putouts | 8 vs. LSU (05/10/2023)* |
| Assists | 1, Six Times* |

* Includes games played at Ole Miss

Complete bio

Junior Season (2025)

- Hit her 10th career home run at No. 8/6 Arkansas (May 1).
- Was 4-for-4 with four RBI and hit her first career grand slam at No. 13/15 Georgia (March 22).
- Led LSU with a .500 batting average (5-for-10) and five RBI in the SEC series at Georgia (March 21-23).
- Has three games this season with a 1.000 batting average with at least three at-bats.
- A two-time NFCA South All-Region Selection.

2025 SEASON GAME-BY-GAME

| Date | Opponent | Pos | AB | R | H | RBI | 2B | 3B | HR | BB | SB | CS | HBP | SAC | SF | GDP | K | PO | A | E | Avg | |
|--------|------------------------|-----|------|-----|----|-----|----|----|----|----|----|----|-----|-----|----|-----|---|----|----|---|------|------|
| Feb 07 | CHARLOTTE | *of | 3 | 1 | 1 | 1 | 1 | 0 | 0 | 1 | 0 | 0 | 0 | 0 | 0 | 0 | 0 | 0 | 0 | 0 | .333 | |
| Feb 07 | CENTRAL ARK | *of | 3 | 1 | 1 | 1 | 0 | 0 | 0 | 0 | 0 | 0 | 0 | 0 | 0 | 0 | 0 | 1 | 0 | 0 | .333 | |
| Feb 08 | CHARLOTTE | *of | 3 | 0 | 1 | 0 | 0 | 0 | 0 | 0 | 0 | 0 | 0 | 0 | 0 | 0 | 0 | 0 | 0 | 0 | .333 | |
| Feb 08 | CENTRAL ARK | *of | 3 | 1 | 0 | 0 | 0 | 0 | 0 | 1 | 0 | 0 | 0 | 0 | 0 | 0 | 0 | 1 | 4 | 0 | .250 | |
| Feb 09 | SOUTHEASTERN LA | *of | 3 | 0 | 1 | 0 | 0 | 0 | 0 | 0 | 0 | 0 | 0 | 0 | 0 | 0 | 0 | 0 | 0 | 0 | .286 | |
| Feb 14 | UT ARLINGTON | *of | 3 | 0 | 1 | 1 | 1 | 0 | 0 | 0 | 0 | 0 | 0 | 0 | 0 | 0 | 0 | 1 | 0 | 0 | .294 | |
| Feb 14 | NORTHWESTERN | *of | 2 | 2 | 1 | 0 | 0 | 0 | 0 | 2 | 0 | 0 | 0 | 0 | 0 | 0 | 0 | 0 | 0 | 0 | .316 | |
| Feb 15 | NORTHWESTERN | *of | 3 | 2 | 2 | 0 | 0 | 0 | 0 | 0 | 0 | 0 | 0 | 0 | 0 | 0 | 0 | 0 | 0 | 0 | .364 | |
| Feb 15 | VIRGINIA TECH | *of | 3 | 1 | 1 | 1 | 0 | 0 | 0 | 0 | 1 | 0 | 1 | 0 | 0 | 0 | 0 | 0 | 0 | 0 | .360 | |
| Feb 16 | VIRGINIA TECH | *of | 4 | 0 | 0 | 0 | 0 | 0 | 0 | 0 | 0 | 0 | 0 | 0 | 0 | 0 | 2 | 0 | 0 | 0 | .310 | |
| Feb 21 | PENN ST | *of | 3 | 1 | 1 | 1 | 0 | 0 | 0 | 0 | 0 | 0 | 0 | 0 | 1 | 0 | 0 | 0 | 0 | 0 | .312 | |
| Feb 21 | SOUTHERN MISS | *of | 4 | 0 | 0 | 0 | 0 | 0 | 0 | 0 | 0 | 0 | 0 | 0 | 0 | 0 | 2 | 0 | 0 | 0 | .278 | |
| Feb 22 | SOUTHERN MISS | *of | 3 | 3 | 2 | 2 | 0 | 0 | 0 | 0 | 0 | 0 | 0 | 0 | 0 | 0 | 0 | 0 | 0 | 0 | .293 | |
| Feb 22 | NICHOLLS | *of | 5 | 3 | 3 | 2 | 1 | 0 | 0 | 0 | 0 | 0 | 0 | 0 | 0 | 0 | 0 | 0 | 0 | 0 | .341 | |
| Feb 27 | vs UCLA | *of | 2 | 1 | 1 | 0 | 0 | 0 | 0 | 2 | 0 | 0 | 0 | 0 | 0 | 0 | 0 | 1 | 0 | 0 | .348 | |
| Feb 27 | at Cal State Fullerton | *of | 5 | 0 | 0 | 0 | 0 | 0 | 0 | 0 | 0 | 0 | 0 | 0 | 0 | 0 | 3 | 1 | 0 | 0 | .314 | |
| Feb 28 | vs Utah | *of | 3 | 0 | 0 | 0 | 0 | 0 | 0 | 0 | 0 | 0 | 0 | 0 | 0 | 0 | 0 | 1 | 0 | 0 | .296 | |
| Feb 28 | vs Notre Dame | *of | 2 | 1 | 1 | 2 | 0 | 0 | 0 | 0 | 0 | 0 | 0 | 0 | 0 | 0 | 0 | 0 | 0 | 0 | .304 | |
| Mar 01 | vs Weber St. | *of | 3 | 2 | 3 | 1 | 1 | 1 | 0 | 0 | 0 | 0 | 0 | 0 | 0 | 0 | 0 | 0 | 1 | 0 | .339 | |
| Mar 05 | ULM | *of | 3 | 0 | 0 | 0 | 0 | 0 | 0 | 0 | 0 | 0 | 0 | 0 | 0 | 0 | 0 | 0 | 1 | 0 | .339 | |
| Mar 07 | SOUTH ALABAMA | *of | 3 | 0 | 0 | 0 | 0 | 0 | 0 | 0 | 0 | 0 | 0 | 0 | 0 | 0 | 0 | 1 | 0 | 0 | .323 | |
| Mar 07 | SOUTH ALABAMA | *of | 4 | 1 | 2 | 2 | 1 | 0 | 0 | 0 | 0 | 0 | 0 | 0 | 0 | 0 | 0 | 0 | 1 | 0 | .333 | |
| Mar 08 | MINNESOTA | *of | 2 | 1 | 1 | 0 | 0 | 0 | 0 | 0 | 0 | 0 | 1 | 0 | 0 | 0 | 0 | 0 | 0 | 0 | .338 | |
| Mar 09 | MINNESOTA | *of | 4 | 1 | 2 | 1 | 0 | 0 | 0 | 0 | 1 | 0 | 0 | 0 | 0 | 0 | 0 | 0 | 0 | 0 | .347 | |
| Mar 11 | ULL | *of | 3 | 0 | 0 | 1 | 0 | 0 | 0 | 0 | 0 | 0 | 0 | 0 | 1 | 0 | 0 | 0 | 1 | 0 | .333 | |
| Mar 14 | KENTUCKY | *of | 3 | 1 | 0 | 0 | 0 | 0 | 0 | 0 | 0 | 0 | 0 | 0 | 0 | 0 | 0 | 2 | 0 | 0 | .321 | |
| Mar 15 | KENTUCKY | *of | 3 | 2 | 2 | 0 | 2 | 0 | 0 | 0 | 0 | 0 | 1 | 0 | 0 | 0 | 0 | 0 | 0 | 0 | .333 | |
| Mar 16 | KENTUCKY | *of | 3 | 1 | 0 | 0 | 0 | 0 | 0 | 1 | 0 | 0 | 0 | 0 | 0 | 0 | 0 | 0 | 0 | 0 | .322 | |
| Mar 21 | at Georgia | *of | 3 | 0 | 1 | 1 | 0 | 0 | 0 | 0 | 0 | 0 | 0 | 0 | 0 | 0 | 0 | 2 | 1 | 0 | .322 | |
| Mar 22 | at Georgia | *of | 4 | 2 | 4 | 4 | 1 | 0 | 1 | 0 | 0 | 0 | 0 | 0 | 0 | 0 | 0 | 1 | 0 | 0 | .351 | |
| Mar 23 | at Georgia | *of | 3 | 0 | 0 | 0 | 0 | 0 | 0 | 0 | 0 | 0 | 0 | 0 | 0 | 0 | 0 | 1 | 0 | 0 | .340 | |
| Mar 25 | at ULL | *of | 4 | 2 | 1 | 0 | 1 | 0 | 0 | 1 | 1 | 0 | 0 | 0 | 0 | 0 | 0 | 0 | 0 | 0 | .337 | |
| Mar 28 | SOUTH CAROLINA | *of | 2 | 2 | 1 | 0 | 0 | 0 | 0 | 1 | 0 | 0 | 0 | 0 | 0 | 0 | 1 | 2 | 0 | 0 | .340 | |
| Mar 30 | SOUTH CAROLINA-1 | *of | 4 | 0 | 0 | 0 | 0 | 0 | 0 | 0 | 0 | 0 | 0 | 0 | 0 | 0 | 0 | 1 | 1 | 0 | .327 | |
| Mar 30 | SOUTH CAROLINA-2 | *of | 3 | 0 | 2 | 0 | 0 | 0 | 0 | 0 | 0 | 0 | 0 | 0 | 0 | 0 | 0 | 0 | 0 | 0 | .336 | |
| Apr 01 | at McNeese | *of | 5 | 2 | 2 | 0 | 0 | 0 | 0 | 0 | 0 | 0 | 0 | 0 | 0 | 0 | 0 | 0 | 0 | 0 | .339 | |
| Apr 04 | ALABAMA | *of | 3 | 2 | 2 | 3 | 0 | 0 | 1 | 0 | 0 | 0 | 0 | 0 | 0 | 0 | 0 | 0 | 0 | 0 | .347 | |
| Apr 05 | ALABAMA | *of | 4 | 0 | 2 | 1 | 0 | 0 | 0 | 0 | 0 | 0 | 0 | 0 | 0 | 0 | 0 | 5 | 0 | 0 | .352 | |
| Apr 06 | ALABAMA | *of | 3 | 0 | 0 | 0 | 0 | 0 | 0 | 1 | 0 | 0 | 0 | 0 | 0 | 0 | 0 | 1 | 1 | 0 | .344 | |
| Apr 09 | LOUISIANA TECH | *of | 2 | 2 | 1 | 0 | 0 | 0 | 0 | 2 | 0 | 0 | 0 | 0 | 0 | 0 | 0 | 0 | 0 | 0 | .346 | |
| Apr 11 | at Texas A&M | *of | 3 | 0 | 1 | 1 | 0 | 0 | 0 | 0 | 0 | 0 | 0 | 0 | 0 | 0 | 1 | 2 | 0 | 0 | .346 | |
| Apr 12 | at Texas A&M | *of | 2 | 2 | 0 | 0 | 0 | 0 | 0 | 2 | 0 | 0 | 0 | 0 | 0 | 0 | 0 | 1 | 1 | 0 | .341 | |
| Apr 13 | at Texas A&M | *of | 4 | 0 | 0 | 0 | 0 | 0 | 0 | 0 | 0 | 0 | 0 | 0 | 0 | 0 | 0 | 0 | 0 | 0 | .331 | |
| Apr 17 | at Texas | *of | 4 | 1 | 1 | 0 | 1 | 0 | 0 | 0 | 0 | 0 | 0 | 0 | 0 | 0 | 0 | 2 | 2 | 0 | .329 | |
| Apr 18 | at Texas | *of | 4 | 3 | 2 | 0 | 1 | 0 | 0 | 0 | 0 | 0 | 0 | 0 | 0 | 0 | 0 | 0 | 2 | 0 | .333 | |
| Apr 19 | at Texas | *of | 4 | 0 | 1 | 1 | 0 | 0 | 0 | 0 | 0 | 0 | 0 | 0 | 0 | 0 | 0 | 0 | 1 | 0 | .331 | |
| Apr 22 | MCNEESE | *of | 3 | 1 | 2 | 2 | 1 | 0 | 0 | 1 | 0 | 0 | 0 | 0 | 0 | 0 | 0 | 3 | 0 | 0 | .338 | |
| Apr 26 | FLORIDA | *of | 3 | 1 | 1 | 1 | 0 | 0 | 0 | 0 | 0 | 0 | 0 | 0 | 0 | 0 | 0 | 2 | 0 | 0 | .338 | |
| Apr 27 | FLORIDA | *of | 2 | 0 | 0 | 0 | 0 | 0 | 0 | 0 | 0 | 0 | 0 | 1 | 0 | 0 | 0 | 0 | 0 | 0 | .333 | |
| Apr 28 | FLORIDA | *of | 3 | 1 | 0 | 1 | 0 | 0 | 0 | 0 | 0 | 0 | 0 | 0 | 1 | 0 | 0 | 0 | 0 | 0 | .327 | |
| May 01 | at Arkansas | *of | 2 | 1 | 1 | 3 | 0 | 0 | 1 | 2 | 0 | 0 | 0 | 0 | 0 | 0 | 0 | 0 | 0 | 0 | .329 | |
| May 02 | at Arkansas | *of | 4 | 2 | 0 | 0 | 0 | 0 | 0 | 1 | 0 | 0 | 0 | 0 | 0 | 0 | 0 | 0 | 0 | 0 | .321 | |
| May 03 | at Arkansas | *of | 2 | 0 | 1 | 0 | 1 | 0 | 0 | 0 | 0 | 0 | 0 | 0 | 0 | 0 | 0 | 4 | 0 | 0 | .323 | |
| May 07 | vs Mississippi State | *of | 4 | 0 | 2 | 2 | 0 | 0 | 0 | 0 | 0 | 0 | 0 | 0 | 0 | 0 | 0 | 1 | 3 | 0 | .327 | |
| May 08 | vs Oklahoma | *of | 3 | 0 | 1 | 0 | 0 | 0 | 0 | 0 | 0 | 0 | 0 | 0 | 0 | 0 | 0 | 1 | 0 | 0 | .328 | |
| Totals | | | 55gs | 174 | 51 | 57 | 36 | 13 | 1 | 3 | 20 | 4 | 0 | 4 | 3 | 4 | 0 | 20 | 56 | 2 | 0 | .328 |

On base pct. .401 • Slugging pct. .466

LASSITER'S CAREER STATS (2023-2024 AT OLE MISS)

| YEAR | AVG | GS-GP | AB | R | H | 2B | 3B | HR | RBI | TB | SLG% | BB | HBP | SO | GDP | OB% | SF | SH | SB-ATT | PO | A | E | FLD% |
|-------|------|---------|-----|----|-----|----|----|----|-----|-----|------|----|-----|----|-----|------|----|----|--------|-----|---|---|-------|
| 2023 | .287 | 59-60 | 167 | 38 | 48 | 8 | 5 | 3 | 22 | 75 | .449 | 18 | 4 | 18 | 0 | .366 | 2 | 4 | 18-22 | 96 | 2 | 0 | 1.000 |
| 2024 | .314 | 58-58 | 194 | 34 | 61 | 8 | 4 | 4 | 29 | 89 | .459 | 29 | 1 | 26 | 2 | .404 | 1 | 2 | 19-25 | 74 | 2 | 1 | .987 |
| Total | .302 | 117-118 | 361 | 72 | 109 | 16 | 9 | 7 | 51 | 164 | .454 | 47 | 5 | 44 | 2 | .387 | 3 | 6 | 37-47 | 170 | 4 | 1 | .991 |

LASSITER'S CAREER STATS (AT LSU)

| Year | avg | gp-gs | ab | r | h | 2b | 3b | hr | rbi | tb | slg% | bb | hbp | so | gdp | ob% | sf | sh | sb-att | po | a | e | fld% |
|-------|------|-------|-----|----|----|----|----|----|-----|----|------|----|-----|----|-----|------|----|----|--------|----|---|---|-------|
| 2025 | .328 | 55-55 | 174 | 51 | 57 | 13 | 1 | 3 | 36 | 81 | .466 | 20 | 4 | 20 | 0 | .401 | 4 | 3 | 4-4 | 56 | 2 | 0 | 1.000 |
| TOTAL | .328 | 55-55 | 174 | 51 | 57 | 13 | 1 | 3 | 36 | 81 | .466 | 20 | 4 | 20 | 0 | .401 | 4 | 3 | 4-4 | 56 | 2 | 0 | 1.000 |



MADILYN GIGLIO

9

Outfield • 5-3 • Senior • L/R • 3L • Metairie, La. (Mount Carmel Academy)

| SINGLE-GAME SEASON HIGHS | |
|--------------------------|---|
| Hits | N/A |
| Doubles | N/A |
| Triples | N/A |
| Home Runs | N/A |
| Total Bases | N/A |
| RBI's | N/A |
| Runs Scored | 1, #8/6 Florida (04/28/25) vs. Notre Dame (02/28/25) |
| Walks | 1, vs. Notre Dame (02/28/25) |
| Hit By Pitch | N/A |
| Sacrifice Flies | N/A |
| Sac Hits | N/A |
| At Bats | N/A |
| Stolen Bases | N/A |
| Putouts | N/A |
| Assists | N/A |

| SINGLE-GAME CAREER HIGHS | |
|--------------------------|--|
| Hits | 1, Memphis (02/09/24) A&M-Corpus Christi (02/24/23) |
| Doubles | N/A |
| Triples | N/A |
| Home Runs | N/A |
| Total Bases | 1, Memphis (02/09/24) A&M-Corpus Christi (02/24/23) |
| RBI's | N/A |
| Runs Scored | 1, 27 Times |
| Walks | 1, vs. Notre Dame (02/28/25) |
| Hit By Pitch | N/A |
| Sacrifice Flies | N/A |
| Sac Hits | N/A |
| At Bats | 1, Four Times |
| Stolen Bases | 1, Seven Times |
| Putouts | 1, #10/11 Georgia (05/07/23) |
| Assists | N/A |

Complete bio

Senior Season (2025)

- Has appeared in 85 games and has 27 runs scored, mostly as a pinch runner.
- Logged first career hit against A&M-Corpus Christi (Feb. 24, 2023).
- Concluded the 2024 season with a single-season career-high 12 runs scored.
- Is a three-time SEC Academic Honor Roll selection.

2025 SEASON GAME-BY-GAME

| Date | Opponent | Pos | AB | R | H | RBI | 2B | 3B | HR | BB | SB | CS | HBP | SAC | SF | GDP | K | PO | A | E | Avg |
|--------|---------------|-----|----|---|---|-----|----|----|----|----|----|----|-----|-----|----|-----|---|----|---|---|------|
| Feb 14 | UT ARLINGTON | pr | 0 | 0 | 0 | 0 | 0 | 0 | 0 | 0 | 0 | 0 | 0 | 0 | 0 | 0 | 0 | 0 | 0 | 0 | .000 |
| Feb 28 | vs Notre Dame | ph | 0 | 1 | 0 | 0 | 0 | 0 | 0 | 1 | 0 | 0 | 0 | 0 | 0 | 0 | 0 | 0 | 0 | 0 | .000 |
| Apr 28 | FLORIDA | pr | 0 | 1 | 0 | 0 | 0 | 0 | 0 | 0 | 0 | 0 | 0 | 0 | 0 | 0 | 0 | 0 | 0 | 0 | .000 |
| Totals | | Ogs | 0 | 2 | 0 | 0 | 0 | 0 | 0 | 1 | 0 | 0 | 0 | 0 | 0 | 0 | 0 | 0 | 0 | 0 | .000 |

On base pct. 1.000 • Slugging pct. .000

GIGLIO'S CAREER STATS

| Year | avg | gp-gs | ab | r | h | 2b | 3b | hr | rbi | tb | slg% | bb | hbp | so | gdp | ob% | sf | sh | sb-att | po | a | e | fld% |
|-------|-------|-------|----|----|---|----|----|----|-----|----|-------|----|-----|----|-----|-------|----|----|--------|----|---|---|-------|
| 2022 | .000 | 15-0 | 1 | 4 | 0 | 0 | 0 | 0 | 0 | 0 | .000 | 0 | 0 | 0 | 0 | .000 | 0 | 0 | 2-2 | 0 | 0 | 0 | .000 |
| 2023 | .500 | 26-0 | 2 | 9 | 1 | 0 | 0 | 0 | 0 | 1 | .500 | 0 | 0 | 0 | 0 | .500 | 0 | 0 | 2-2 | 1 | 0 | 0 | 1.000 |
| 2024 | 1.000 | 41-0 | 1 | 12 | 1 | 0 | 0 | 0 | 0 | 1 | 1.000 | 0 | 0 | 0 | 0 | 1.000 | 0 | 0 | 3-5 | 0 | 0 | 0 | .000 |
| 2025 | .000 | 3-0 | 0 | 2 | 0 | 0 | 0 | 0 | 0 | 0 | .000 | 1 | 0 | 0 | 0 | 1.000 | 0 | 0 | 0-0 | 0 | 0 | 0 | .000 |
| TOTAL | .500 | 85-0 | 4 | 27 | 2 | 0 | 0 | 0 | 0 | 2 | .500 | 1 | 0 | 0 | 0 | .600 | 0 | 0 | 7-9 | 1 | 0 | 0 | 1.000 |



EMILEE CASANOVA

10

Pitcher • 6-2 • Redshirt Senior • R/R • 3L • Amite, La. (Oak Forest Academy)

| SINGLE-GAME SEASON HIGHS | |
|--------------------------|-------------------------------|
| Innings Pitched | 4.2, Southern Miss (02/21/25) |
| Strikeouts | 4, Southern Miss (02/21/25) |
| Batters Faced | 25, Southern Miss (02/21/25) |
| Putouts | N/A |
| Assists | 1, Three Times |
| Runners CS | N/A |

| SINGLE-GAME CAREER HIGHS | |
|--------------------------|------------------------------|
| Innings Pitched | 5.0, Three Times |
| Strikeouts | 5, Three Times |
| Batters Faced | 25, Southern Miss (02/21/25) |
| Putouts | 1, ULM (04/02/24) |
| Assists | #10/11 Georgia (05/07/23) |
| Runners CS | 3, ULM (04/02/24) |
| | N/A |

Complete bio

Redshirt Senior Season (2025)

- Has a 6-0 career record in the circle, a 1.62 ERA in 16 appearances with 35 strikeouts and seven total shutouts (three solo shutouts).
- Threw third career solo shutout vs. Austin Peay (Feb. 24, 2024) and matched a career-high five strikeouts.
- Tossed shutout against A&M-Corpus Christi on Feb. 25, 2023 in first career start.
- Threw a career-high five strikeouts in both shutouts vs. Memphis (Feb. 10) and vs. A&M-Corpus Christi (Feb. 25, 2023).

2025 SEASON GAME-BY-GAME

| Date | Opponent | Pos | AB | R | H | RBI | 2B | 3B | HR | BB | SB | CS | HBP | SAC | SF | GDP | K | PO | A | E | Avg |
|--------|---------------|-----|----|---|---|-----|----|----|----|----|----|----|-----|-----|----|-----|---|----|---|---|------|
| Feb 08 | CENTRAL ARK | p | 0 | 0 | 0 | 0 | 0 | 0 | 0 | 0 | 0 | 0 | 0 | 0 | 0 | 0 | 0 | 0 | 1 | 0 | .000 |
| Feb 21 | SOUTHERN MISS | *p | 0 | 0 | 0 | 0 | 0 | 0 | 0 | 0 | 0 | 0 | 0 | 0 | 0 | 0 | 0 | 0 | 1 | 0 | .000 |
| Apr 26 | FLORIDA | p | 0 | 0 | 0 | 0 | 0 | 0 | 0 | 0 | 0 | 0 | 0 | 0 | 0 | 0 | 0 | 0 | 1 | 0 | .000 |
| Totals | | 1gs | 0 | 0 | 0 | 0 | 0 | 0 | 0 | 0 | 0 | 0 | 0 | 0 | 0 | 0 | 0 | 0 | 3 | 0 | .000 |

On base pct. .000 • Slugging pct. .000

#10 Emilee Casanova - 5 appearances (All games)

| Date | Opponent | GS | IP | H | R | ER | BB | SO | 2B | 3B | HR | WP | BK | HBP | IBB | Score | W-L | Sv | ERA | NP |
|--------|---------------|----|------|----|---|----|----|----|----|----|----|----|----|-----|-----|-------|-----|----|------|----|
| Feb 08 | CHARLOTTE | | 1.0 | 0 | 0 | 0 | 1 | 0 | 0 | 0 | 0 | 0 | 0 | 0 | 0 | 10-0 | 0-0 | 0 | 0.00 | 14 |
| Feb 08 | CENTRAL ARK | | 2.0 | 2 | 0 | 0 | 1 | 2 | 0 | 0 | 0 | 1 | 0 | 0 | 0 | 6-0 | 0-0 | 0 | 0.00 | 38 |
| Feb 21 | SOUTHERN MISS | * | 4.2 | 8 | 3 | 1 | 2 | 4 | 1 | 0 | 0 | 2 | 0 | 0 | 0 | 9-3 | 1-0 | 0 | 0.91 | 83 |
| Mar 01 | vs Weber St. | * | 3.0 | 3 | 1 | 1 | 1 | 1 | 0 | 0 | 1 | 0 | 0 | 0 | 0 | 9-1 | 2-0 | 0 | 1.31 | 45 |
| Apr 26 | FLORIDA | | 0.2 | 1 | 0 | 0 | 1 | 0 | 0 | 0 | 0 | 0 | 0 | 0 | 0 | 4-14 | 2-0 | 0 | 1.24 | 18 |
| Totals | | 2 | 11.1 | 14 | 4 | 2 | 6 | 7 | 1 | 0 | 1 | 3 | 0 | 0 | 0 | 38-18 | 2-0 | 0 | 1.24 | - |

CASANOVA'S CAREER STATS

| Year | avg | gp-gs | ab | r | h | 2b | 3b | hr | rbi | tb | slg% | bb | hbp | so | gdp | ob% | sf | sh | sb-att | po | a | e | fld% |
|-------|------|-------|----|---|---|----|----|----|-----|----|------|----|-----|----|-----|------|----|----|--------|----|---|---|-------|
| 2023 | .000 | 1-0 | 0 | 0 | 0 | 0 | 0 | 0 | 0 | 0 | .000 | 0 | 0 | 0 | 0 | .000 | 0 | 0 | 0-0 | 1 | 0 | 0 | 1.000 |
| 2024 | .000 | 4-4 | 0 | 0 | 0 | 0 | 0 | 0 | 0 | 0 | .000 | 0 | 0 | 0 | 0 | .000 | 0 | 0 | 0-0 | 1 | 4 | 0 | 1.000 |
| 2025 | .000 | 0-0 | 0 | 0 | 0 | 0 | 0 | 0 | 0 | 0 | .000 | 0 | 0 | 0 | 0 | .000 | 0 | 0 | 0-0 | 0 | 3 | 0 | 1.000 |
| TOTAL | .000 | 5-4 | 0 | 0 | 0 | 0 | 0 | 0 | 0 | 0 | .000 | 0 | 0 | 0 | 0 | .000 | 0 | 0 | 0-0 | 2 | 7 | 0 | 1.000 |

| Year | era | w-l | app | gs | cg | sho | sv | ip | h | r | er | bb | so | 2b | 3b | hr | bf | bavg | wp | hbp | bk | sfa | sha |
|-------|------|-----|-----|----|----|-----|----|------|----|----|----|----|----|----|----|----|-----|------|----|-----|----|-----|-----|
| 2022 | 0.00 | 0-0 | 1 | 0 | 0 | 0/1 | 0 | 1.0 | 0 | 0 | 0 | 2 | 1 | 0 | 0 | 0 | 6 | .000 | 0 | 1 | 0 | 0 | 0 |
| 2023 | 1.34 | 2-0 | 6 | 2 | 1 | 1/1 | 0 | 15.2 | 10 | 5 | 3 | 3 | 14 | 2 | 0 | 1 | 62 | .182 | 1 | 3 | 0 | 0 | 1 |
| 2024 | 2.28 | 2-0 | 4 | 4 | 2 | 2/0 | 0 | 15.1 | 13 | 5 | 5 | 5 | 13 | 2 | 0 | 0 | 64 | .228 | 1 | 1 | 0 | 0 | 1 |
| 2025 | 1.24 | 2-0 | 5 | 2 | 0 | 0/2 | 0 | 11.1 | 14 | 4 | 2 | 6 | 7 | 1 | 0 | 1 | 55 | .292 | 3 | 0 | 0 | 0 | 1 |
| TOTAL | 1.62 | 6-0 | 16 | 8 | 3 | 3/4 | 0 | 43.1 | 37 | 14 | 10 | 16 | 35 | 5 | 0 | 2 | 187 | .227 | 5 | 5 | 0 | 0 | 3 |



MACI BERGERON

12

Catcher • 5-4 • Junior • R/R • 2L • Rayne, La. (Notre Dame HS)

SINGLE-GAME SEASON HIGHS

| | |
|-----------------|---|
| Hits | 3, at #8/6 Arkansas (05/01/25) #17/18 Virginia Tech (02/16/25) |
| Doubles | 1, Nine Times |
| Triples | N/A |
| Home Runs | 2, #23 Kentucky (03/16/25) |
| Total Bases | 8, #23 Kentucky (03/16/25) |
| RBI's | 5, #23 Kentucky (03/16/25) |
| Runs Scored | 3, #10/11 South Carolina (03/28/25) |
| Walks | 3, Charlotte (02/07/25) |
| Hit By Pitch | 1, vs. Notre Dame (02/28/25) |
| Sacrifice Flies | 1, Louisiana Tech (04/09/25) #24/23 Alabama (04/06/25) |
| Sac Hits | N/A |
| At Bats | 4, 15 Times |
| Stolen Bases | N/A |
| Putouts | 13, #21/22 Northwestern (02/14/25) Charlotte (02/07/25) |
| Assists | 2, #8/6 Florida (04/27/25) |
| Runners CS | 1, Four Times |

SINGLE-GAME CAREER HIGHS

| | |
|-----------------|-------------------------------------|
| Hits | 3, Four Times |
| Doubles | 2, at #10 Florida (04/07/24) |
| Triples | N/A |
| Home Runs | 2, #23 Kentucky (03/16/25) |
| Total Bases | 8, #23 Kentucky (03/16/25) |
| RBI's | 5, #23 Kentucky (03/16/25) |
| Runs Scored | 3, #10/11 South Carolina (03/28/25) |
| Walks | 3, Charlotte (02/07/25) |
| Hit By Pitch | 1, Four Times |
| Sacrifice Flies | 1, Five Times |
| Sac Hits | N/A |
| At Bats | 5, vs. #20 Alabama (05/08/24) |
| Stolen Bases | N/A |
| Putouts | 14, at #10 Florida (04/07/24) |
| Assists | 2, Four Times |
| Runners CS | 1, 16 Times |

Complete bio

Junior Season (2025)

- Is the program's all-time leader with a .995 fielding percentage with a minimum of 700 chances (845).
- Hit a career-high two home runs against Kentucky (March 16).
- Hit her first collegiate home run in the 2023 NCAA Tournament vs. Prairie View A&M on May 19, 2023.
- Has hit three home runs in the NCAA Tournament. (two in 2024, two on May 19).

2025 SEASON GAME-BY-GAME

| Date | Opponent | Pos | AB | R | H | RBI | 2B | 3B | HR | BB | SB | CS | HBP | SAC | SF | GDP | K | PO | A | E | Avg |
|--------|------------------------|-------|-----|----|----|-----|----|----|----|----|----|----|-----|-----|----|-----|----|-----|----|------|-------|
| Feb 07 | CHARLOTTE | *c | 1 | 1 | 1 | 0 | 0 | 0 | 0 | 3 | 0 | 0 | 0 | 0 | 0 | 0 | 0 | 13 | 0 | 0 | 1.000 |
| Feb 07 | CENTRAL ARK | *c | 2 | 1 | 1 | 2 | 0 | 0 | 1 | 1 | 0 | 0 | 0 | 0 | 0 | 0 | 5 | 1 | 0 | .667 | |
| Feb 08 | CHARLOTTE | *dh | 2 | 1 | 0 | 0 | 0 | 0 | 0 | 1 | 0 | 0 | 0 | 0 | 0 | 0 | 0 | 0 | 0 | .400 | |
| Feb 08 | CENTRAL ARK | *c | 2 | 2 | 1 | 0 | 0 | 0 | 0 | 1 | 0 | 0 | 0 | 0 | 0 | 0 | 4 | 0 | 0 | .429 | |
| Feb 09 | SOUTHEASTERN LA | *c | 3 | 0 | 1 | 0 | 0 | 0 | 0 | 1 | 0 | 0 | 0 | 0 | 0 | 0 | 1 | 5 | 0 | .400 | |
| Feb 14 | UT ARLINGTON | *dh | 3 | 1 | 1 | 0 | 0 | 0 | 0 | 0 | 0 | 0 | 0 | 0 | 0 | 0 | 0 | 0 | 0 | .385 | |
| Feb 14 | NORTHWESTERN | *c | 4 | 0 | 1 | 1 | 0 | 0 | 0 | 0 | 0 | 0 | 0 | 0 | 0 | 0 | 13 | 0 | 0 | .353 | |
| Feb 15 | NORTHWESTERN | *c | 1 | 1 | 1 | 1 | 0 | 0 | 0 | 2 | 0 | 0 | 0 | 0 | 0 | 0 | 0 | 7 | 0 | .389 | |
| Feb 15 | VIRGINIA TECH | *c | 2 | 1 | 2 | 2 | 0 | 0 | 1 | 2 | 0 | 0 | 0 | 0 | 0 | 0 | 5 | 0 | 0 | .450 | |
| Feb 16 | VIRGINIA TECH | *c | 4 | 2 | 3 | 1 | 1 | 0 | 1 | 0 | 0 | 0 | 0 | 0 | 0 | 0 | 1 | 9 | 0 | .500 | |
| Feb 21 | PENN ST | *c | 2 | 1 | 0 | 0 | 0 | 0 | 0 | 1 | 0 | 0 | 0 | 0 | 0 | 0 | 1 | 4 | 1 | .462 | |
| Feb 21 | SOUTHERN MISS | *dh/c | 4 | 0 | 2 | 1 | 1 | 0 | 0 | 0 | 0 | 0 | 0 | 0 | 0 | 0 | 5 | 0 | 0 | .467 | |
| Feb 22 | SOUTHERN MISS | *c | 3 | 1 | 2 | 1 | 0 | 0 | 0 | 1 | 0 | 0 | 0 | 0 | 0 | 0 | 11 | 0 | 0 | .485 | |
| Feb 22 | NICHOLLS | *c | 2 | 2 | 1 | 3 | 1 | 0 | 0 | 2 | 0 | 0 | 0 | 0 | 0 | 0 | 1 | 0 | 0 | .486 | |
| Feb 27 | vs UCLA | *c | 4 | 0 | 2 | 0 | 0 | 0 | 0 | 0 | 0 | 0 | 0 | 0 | 0 | 0 | 4 | 0 | 0 | .487 | |
| Feb 27 | at Cal State Fullerton | *c | 3 | 0 | 1 | 0 | 0 | 0 | 0 | 1 | 0 | 0 | 0 | 0 | 0 | 0 | 7 | 0 | 0 | .476 | |
| Feb 28 | vs Utah | *c | 3 | 0 | 0 | 0 | 0 | 0 | 0 | 0 | 0 | 0 | 0 | 0 | 0 | 0 | 1 | 11 | 0 | .444 | |
| Feb 28 | vs Notre Dame | *c | 2 | 1 | 0 | 0 | 0 | 0 | 0 | 1 | 0 | 0 | 1 | 0 | 0 | 0 | 1 | 7 | 0 | .426 | |
| Mar 01 | vs Weber St. | *c/dh | 3 | 1 | 2 | 1 | 0 | 0 | 1 | 0 | 0 | 0 | 0 | 0 | 0 | 0 | 0 | 1 | 0 | .440 | |
| Mar 05 | ULM | *c | 3 | 2 | 2 | 3 | 1 | 0 | 0 | 1 | 0 | 0 | 0 | 0 | 0 | 0 | 6 | 0 | 0 | .453 | |
| Mar 07 | SOUTH ALABAMA | *c | 2 | 0 | 0 | 0 | 0 | 0 | 0 | 2 | 0 | 0 | 0 | 0 | 0 | 0 | 9 | 0 | 0 | .436 | |
| Mar 07 | SOUTH ALABAMA | *c | 2 | 2 | 1 | 2 | 0 | 0 | 0 | 0 | 0 | 0 | 0 | 0 | 0 | 0 | 6 | 0 | 0 | .439 | |
| Mar 08 | MINNESOTA | *c | 2 | 0 | 2 | 1 | 0 | 0 | 0 | 1 | 0 | 0 | 0 | 0 | 0 | 0 | 11 | 0 | 0 | .458 | |
| Mar 09 | MINNESOTA | *c | 2 | 1 | 2 | 1 | 0 | 0 | 0 | 1 | 0 | 0 | 0 | 0 | 0 | 0 | 4 | 0 | 0 | .475 | |
| Mar 11 | ULL | *c | 3 | 1 | 1 | 0 | 1 | 0 | 0 | 1 | 0 | 0 | 0 | 0 | 0 | 0 | 7 | 0 | 0 | .469 | |
| Mar 14 | KENTUCKY | *c | 2 | 1 | 2 | 1 | 0 | 0 | 0 | 1 | 0 | 0 | 0 | 0 | 0 | 0 | 6 | 0 | 0 | .485 | |
| Mar 15 | KENTUCKY | *c | 4 | 1 | 1 | 3 | 0 | 0 | 1 | 0 | 0 | 0 | 0 | 0 | 0 | 0 | 1 | 7 | 1 | .471 | |
| Mar 16 | KENTUCKY | *c | 4 | 2 | 2 | 5 | 0 | 0 | 2 | 0 | 0 | 0 | 0 | 0 | 0 | 0 | 5 | 0 | 0 | .473 | |
| Mar 21 | at Georgia | *c | 4 | 0 | 1 | 0 | 0 | 0 | 0 | 0 | 0 | 0 | 0 | 0 | 0 | 0 | 1 | 6 | 1 | .462 | |
| Mar 22 | at Georgia | *c | 3 | 0 | 0 | 0 | 0 | 0 | 0 | 1 | 0 | 0 | 0 | 0 | 0 | 0 | 5 | 0 | 0 | .444 | |
| Mar 23 | at Georgia | *c | 3 | 1 | 1 | 0 | 1 | 0 | 0 | 2 | 0 | 0 | 0 | 0 | 0 | 0 | 5 | 0 | 1 | .451 | |
| Mar 25 | at ULL | *c | 4 | 0 | 2 | 4 | 1 | 0 | 0 | 0 | 0 | 0 | 0 | 0 | 0 | 0 | 1 | 7 | 0 | .453 | |
| Mar 28 | SOUTH CAROLINA | *c | 2 | 3 | 1 | 3 | 0 | 0 | 1 | 1 | 0 | 0 | 0 | 0 | 0 | 0 | 4 | 0 | 0 | .455 | |
| Mar 30 | SOUTH CAROLINA-1 | *c | 3 | 0 | 1 | 0 | 0 | 0 | 0 | 0 | 0 | 0 | 0 | 0 | 0 | 0 | 1 | 5 | 0 | .451 | |
| Mar 30 | SOUTH CAROLINA-2 | *c | 3 | 0 | 0 | 0 | 0 | 0 | 0 | 0 | 0 | 0 | 0 | 0 | 0 | 0 | 10 | 0 | 0 | .436 | |
| Apr 01 | at McNeese | *c | 3 | 1 | 0 | 0 | 0 | 0 | 0 | 1 | 0 | 0 | 0 | 0 | 0 | 0 | 8 | 1 | 0 | .423 | |
| Apr 04 | ALABAMA | *c | 3 | 1 | 1 | 0 | 0 | 0 | 0 | 0 | 0 | 0 | 0 | 0 | 0 | 0 | 5 | 1 | 0 | .420 | |
| Apr 05 | ALABAMA | *c | 3 | 0 | 0 | 0 | 0 | 0 | 0 | 1 | 0 | 0 | 0 | 0 | 0 | 0 | 1 | 8 | 0 | .408 | |
| Apr 06 | ALABAMA | *c | 3 | 0 | 1 | 1 | 1 | 0 | 0 | 0 | 0 | 0 | 0 | 0 | 1 | 0 | 0 | 3 | 1 | .406 | |
| Apr 09 | LOUISIANA TECH | *dh | 2 | 1 | 1 | 3 | 0 | 0 | 1 | 1 | 0 | 0 | 0 | 0 | 0 | 0 | 0 | 0 | 0 | .407 | |
| Apr 11 | at Texas A&M | *c | 3 | 0 | 0 | 0 | 0 | 0 | 0 | 0 | 0 | 0 | 0 | 0 | 0 | 0 | 2 | 1 | 0 | .396 | |
| Apr 12 | at Texas A&M | *c | 4 | 1 | 2 | 1 | 0 | 0 | 0 | 0 | 0 | 0 | 0 | 0 | 0 | 0 | 3 | 1 | 0 | .400 | |
| Apr 13 | at Texas A&M | *c | 4 | 0 | 2 | 1 | 0 | 0 | 0 | 0 | 0 | 0 | 0 | 0 | 0 | 0 | 1 | 2 | 1 | .403 | |
| Apr 17 | at Texas | *c | 4 | 0 | 1 | 0 | 0 | 0 | 0 | 0 | 0 | 0 | 0 | 0 | 0 | 0 | 1 | 1 | 0 | .398 | |
| Apr 18 | at Texas | *c | 2 | 0 | 2 | 3 | 0 | 0 | 0 | 2 | 0 | 0 | 0 | 0 | 0 | 0 | 3 | 0 | 0 | .408 | |
| Apr 19 | at Texas | *c | 4 | 0 | 2 | 0 | 0 | 0 | 0 | 0 | 0 | 0 | 0 | 0 | 0 | 0 | 1 | 2 | 0 | .411 | |
| Apr 22 | MCNEESE | *c | 3 | 0 | 0 | 0 | 0 | 0 | 0 | 0 | 0 | 0 | 0 | 0 | 0 | 0 | 7 | 0 | 0 | .402 | |
| Apr 26 | FLORIDA | *c | 3 | 0 | 0 | 0 | 0 | 0 | 0 | 0 | 0 | 0 | 0 | 0 | 0 | 0 | 1 | 5 | 0 | .393 | |
| Apr 27 | FLORIDA | *c | 3 | 0 | 0 | 0 | 0 | 0 | 0 | 0 | 0 | 0 | 0 | 0 | 0 | 0 | 1 | 2 | 2 | .384 | |
| Apr 28 | FLORIDA | *c | 4 | 0 | 1 | 0 | 0 | 0 | 0 | 0 | 0 | 0 | 0 | 0 | 0 | 0 | 6 | 0 | 0 | .380 | |
| May 01 | at Arkansas | *c | 4 | 0 | 3 | 1 | 0 | 0 | 0 | 1 | 0 | 0 | 0 | 0 | 0 | 0 | 5 | 0 | 0 | .390 | |
| May 02 | at Arkansas | *c | 3 | 2 | 2 | 1 | 1 | 0 | 0 | 2 | 0 | 0 | 0 | 0 | 0 | 0 | 1 | 9 | 0 | .396 | |
| May 03 | at Arkansas | *c | 3 | 0 | 0 | 0 | 0 | 0 | 0 | 0 | 0 | 0 | 0 | 0 | 0 | 1 | 1 | 3 | 0 | .388 | |
| May 07 | vs Mississippi State | *c | 4 | 0 | 0 | 0 | 0 | 0 | 0 | 0 | 0 | 0 | 0 | 0 | 0 | 2 | 8 | 0 | 0 | .378 | |
| May 08 | vs Oklahoma | *c | 2 | 0 | 0 | 0 | 0 | 0 | 0 | 1 | 0 | 0 | 0 | 0 | 0 | 0 | 1 | 4 | 0 | .373 | |
| Totals | | 55gs | 158 | 36 | 59 | 48 | 10 | 0 | 9 | 40 | 0 | 0 | 1 | 0 | 2 | 1 | 20 | 301 | 12 | 2 | .373 |

On base pct .498 • Slugging pct .608

BERGERON'S CAREER STATS

| Year | avg | gp-gs | ab | r | h | 2b | 3b | hr | rbi | tb | slg% | bb | hbp | so | gdp | ob% | sf | sh | sb-att | po | a | e | fld% |
|-------|------|---------|-----|----|-----|----|----|----|-----|-----|------|----|-----|----|-----|------|----|----|--------|-----|----|---|------|
| 2023 | .214 | 37-32 | 84 | 7 | 18 | 3 | 0 | 1 | 8 | 24 | .286 | 11 | 3 | 22 | 1 | .323 | 1 | 0 | 0-0 | 189 | 11 | 1 | .995 |
| 2024 | .254 | 53-49 | 138 | 10 | 35 | 6 | 0 | 4 | 19 | 53 | .384 | 14 | 0 | 24 | 1 | .318 | 2 | 1 | 0-0 | 305 | 23 | 1 | .997 |
| 2025 | .373 | 55-55 | 158 | 36 | 59 | 10 | 0 | 9 | 48 | 96 | .608 | 40 | 1 | 20 | 1 | .498 | 2 | 0 | 0-0 | 301 | 12 | 2 | .994 |
| TOTAL | .295 | 145-136 | 380 | 53 | 112 | 19 | 0 | 14 | 75 | 173 | .455 | 65 | 4 | 66 | 3 | .399 | 5 | 1 | 0-0 | 795 | 46 | 4 | .995 |



DANIECA COFFEY

13

Infield • 5-6 • Redshirt Senior • L/R • 3L • Richwood, Texas (Angleton HS)

| SINGLE-GAME SEASON HIGHS | |
|--------------------------|---|
| Hits | 3, Three Times |
| Doubles | 2, at #13/15 Georgia (03/21/25) |
| Triples | 1, Southern Miss (02/22/25) |
| Home Runs | 1, Weber State (03/01/25) Southern Miss (02/22/25) |
| Total Bases | 7, Southern Miss (02/22/25) |
| RBIs | 5, vs. Weber State (03/01/25) |
| Runs Scored | 3, Four Times |
| Walks | 3, #17/18 Virginia Tech (02/15/25) |
| Hit By Pitch | N/A |
| Sacrifice Flies | 1, Three Times |
| Sac Hits | 1, at #8/6 Arkansas (05/02/25) |
| At Bats | 5, Three Times |
| Stolen Bases | 1, Eight Times |
| Putouts | 4, Minnesota (03/09/25) |
| Assists | 5, vs. #4 UCLA (02/27/25) |

| SINGLE-GAME CAREER HIGHS | |
|--------------------------|--|
| Hits | 3, 15 Times |
| Doubles | 2, at #13/15 Georgia (03/21/25) |
| Triples | 1, 10 Times |
| Home Runs | 1, Seven Times |
| Total Bases | 7, Southern Miss (02/22/25) |
| RBIs | 5, vs. Weber State (03/01/25) |
| Runs Scored | 3, 10 Times |
| Walks | 3, Three Times |
| Hit By Pitch | 1, vs. LMU (03/03/23) at #14 Georgia (04/23/22) |
| Sacrifice Flies | 1, Eight Times |
| Sac Hits | 1, Four Times |
| At Bats | 5, 10 Times |
| Stolen Bases | 2, Three Times |
| Putouts | 5, Louisiana Tech (04/06/21) |
| Assists | 6, UL-Lafayette (02/25/23) |

Complete bio

Redshirt Senior Season (2025)

- Opened season on a 39-game reached base streak and 25-game hitting streak dating back to 2024.
- Hit her second career grand slam against Weber State (March 1).
- Is a three-time SEC Player of the Week and a 2023 NFCA All-Region selection.
- Led the team with a .404 batting average and .500 on-base percentage before injury in 2024.
- Currently ranks No. 3 all-time at LSU with a .456 career on-base percentage and No. 5 with a .365 batting average.

2025 SEASON GAME-BY-GAME

| Date | Opponent | Pos | AB | R | H | RBI | 2B | 3B | HR | BB | SB | CS | HBP | SAC | SF | GDP | K | PO | A | E | Avg | |
|--------|------------------------|-----|------|-----|----|-----|----|----|----|----|----|----|-----|-----|----|-----|---|----|----|----|-------|------|
| Feb 07 | CHARLOTTE | *3b | 2 | 2 | 2 | 2 | 0 | 0 | 0 | 2 | 0 | 0 | 0 | 0 | 1 | 0 | 0 | 0 | 0 | 0 | 1.000 | |
| Feb 07 | CENTRAL ARK | *3b | 2 | 1 | 1 | 1 | 0 | 0 | 0 | 1 | 0 | 0 | 0 | 0 | 0 | 0 | 0 | 2 | 0 | 0 | .750 | |
| Feb 08 | CHARLOTTE | *3b | 3 | 0 | 2 | 3 | 1 | 0 | 0 | 0 | 0 | 0 | 0 | 0 | 0 | 0 | 0 | 1 | 3 | 0 | .714 | |
| Feb 08 | CENTRAL ARK | *3b | 4 | 0 | 1 | 1 | 0 | 0 | 0 | 0 | 0 | 0 | 0 | 0 | 0 | 0 | 1 | 2 | 1 | 0 | .545 | |
| Feb 09 | SOUTHEASTERN LA | *3b | 3 | 1 | 1 | 0 | 0 | 0 | 0 | 1 | 1 | 0 | 0 | 0 | 0 | 0 | 0 | 0 | 1 | 0 | .500 | |
| Feb 14 | UT ARLINGTON | *3b | 2 | 2 | 1 | 0 | 0 | 0 | 0 | 0 | 0 | 0 | 0 | 0 | 0 | 0 | 0 | 1 | 1 | 0 | .500 | |
| Feb 14 | NORTHWESTERN | *3b | 3 | 2 | 3 | 0 | 0 | 0 | 0 | 1 | 0 | 0 | 0 | 0 | 0 | 0 | 0 | 2 | 1 | 0 | .579 | |
| Feb 15 | NORTHWESTERN | *3b | 3 | 1 | 1 | 1 | 0 | 0 | 0 | 0 | 0 | 0 | 0 | 0 | 0 | 0 | 1 | 0 | 2 | 0 | .545 | |
| Feb 15 | VIRGINIA TECH | *3b | 2 | 2 | 1 | 0 | 0 | 0 | 0 | 3 | 0 | 1 | 0 | 0 | 0 | 0 | 0 | 2 | 0 | 0 | .542 | |
| Feb 16 | VIRGINIA TECH | *3b | 4 | 0 | 2 | 1 | 0 | 0 | 0 | 0 | 1 | 0 | 0 | 0 | 0 | 0 | 0 | 1 | 3 | 2 | .536 | |
| Feb 21 | PENN ST | *3b | 2 | 2 | 2 | 1 | 1 | 0 | 0 | 2 | 1 | 0 | 0 | 0 | 0 | 0 | 0 | 1 | 2 | 0 | .567 | |
| Feb 21 | SOUTHERN MISS | *3b | 3 | 1 | 2 | 0 | 0 | 0 | 0 | 1 | 0 | 0 | 0 | 0 | 0 | 0 | 0 | 1 | 2 | 0 | .576 | |
| Feb 22 | SOUTHERN MISS | *3b | 3 | 2 | 2 | 3 | 0 | 1 | 1 | 2 | 0 | 0 | 0 | 0 | 0 | 0 | 0 | 1 | 1 | 1 | .583 | |
| Feb 22 | NICHOLLS | *3b | 2 | 2 | 1 | 0 | 0 | 0 | 0 | 1 | 0 | 0 | 0 | 0 | 0 | 0 | 0 | 1 | 2 | 0 | .579 | |
| Feb 27 | vs UCLA | *3b | 4 | 0 | 1 | 0 | 0 | 0 | 0 | 0 | 0 | 0 | 0 | 0 | 0 | 0 | 0 | 1 | 5 | 0 | .548 | |
| Feb 27 | at Cal State Fullerton | *3b | 4 | 0 | 0 | 1 | 0 | 0 | 0 | 1 | 0 | 0 | 0 | 0 | 0 | 0 | 0 | 3 | 0 | 0 | .500 | |
| Feb 28 | vs Utah | *3b | 2 | 0 | 0 | 0 | 0 | 0 | 0 | 1 | 0 | 0 | 0 | 0 | 0 | 0 | 0 | 0 | 1 | 0 | .479 | |
| Feb 28 | vs Notre Dame | *3b | 1 | 1 | 1 | 0 | 0 | 0 | 0 | 2 | 1 | 0 | 0 | 0 | 0 | 0 | 0 | 0 | 1 | 0 | .490 | |
| Mar 01 | vs Weber St. | *3b | 3 | 1 | 2 | 5 | 0 | 0 | 0 | 1 | 1 | 0 | 0 | 0 | 0 | 0 | 0 | 0 | 1 | 0 | .500 | |
| Mar 05 | ULM | *3b | 3 | 3 | 3 | 1 | 1 | 0 | 0 | 1 | 1 | 0 | 0 | 0 | 0 | 0 | 0 | 2 | 1 | 0 | .527 | |
| Mar 07 | SOUTH ALABAMA | *3b | 2 | 0 | 2 | 1 | 0 | 0 | 0 | 2 | 0 | 0 | 0 | 0 | 0 | 0 | 0 | 0 | 1 | 0 | .544 | |
| Mar 07 | SOUTH ALABAMA | *3b | 2 | 2 | 2 | 1 | 0 | 0 | 0 | 0 | 0 | 0 | 0 | 0 | 0 | 0 | 0 | 0 | 0 | 0 | .559 | |
| Mar 08 | MINNESOTA | *3b | 3 | 1 | 1 | 0 | 0 | 0 | 0 | 1 | 0 | 0 | 0 | 0 | 0 | 0 | 1 | 0 | 0 | 0 | .548 | |
| Mar 09 | MINNESOTA | *3b | 2 | 1 | 1 | 2 | 1 | 0 | 0 | 2 | 0 | 0 | 0 | 0 | 0 | 0 | 0 | 1 | 4 | 1 | .547 | |
| Mar 11 | ULL | *3b | 2 | 1 | 2 | 2 | 1 | 0 | 0 | 2 | 0 | 0 | 0 | 0 | 0 | 0 | 0 | 2 | 2 | 0 | .561 | |
| Mar 14 | KENTUCKY | *3b | 3 | 0 | 1 | 0 | 0 | 0 | 0 | 1 | 0 | 0 | 0 | 0 | 0 | 0 | 0 | 0 | 3 | 1 | .551 | |
| Mar 15 | KENTUCKY | *3b | 3 | 1 | 1 | 0 | 0 | 0 | 0 | 1 | 0 | 0 | 0 | 0 | 0 | 0 | 0 | 1 | 0 | 1 | .542 | |
| Mar 16 | KENTUCKY | *3b | 2 | 3 | 1 | 0 | 1 | 0 | 0 | 2 | 0 | 0 | 0 | 0 | 0 | 0 | 0 | 0 | 4 | 0 | .541 | |
| Mar 21 | at Georgia | *3b | 4 | 2 | 3 | 2 | 2 | 0 | 0 | 0 | 0 | 0 | 0 | 0 | 0 | 0 | 0 | 1 | 1 | 0 | .551 | |
| Mar 22 | at Georgia | *3b | 4 | 0 | 0 | 0 | 0 | 0 | 0 | 0 | 0 | 0 | 0 | 0 | 0 | 0 | 0 | 1 | 3 | 0 | .524 | |
| Mar 23 | at Georgia | *3b | 3 | 0 | 0 | 0 | 0 | 0 | 0 | 0 | 0 | 0 | 0 | 0 | 0 | 0 | 0 | 0 | 1 | 0 | .506 | |
| Mar 25 | at ULL | *3b | 4 | 1 | 0 | 1 | 0 | 0 | 0 | 1 | 0 | 0 | 0 | 0 | 0 | 0 | 1 | 2 | 0 | 0 | .483 | |
| Mar 28 | SOUTH CAROLINA | *3b | 3 | 3 | 2 | 1 | 0 | 0 | 0 | 1 | 0 | 0 | 0 | 0 | 0 | 0 | 1 | 0 | 2 | 0 | .489 | |
| Mar 30 | SOUTH CAROLINA-1 | *3b | 2 | 0 | 1 | 2 | 0 | 0 | 0 | 0 | 1 | 0 | 0 | 0 | 0 | 0 | 0 | 2 | 0 | 2 | .489 | |
| Mar 30 | SOUTH CAROLINA-2 | *3b | 3 | 0 | 0 | 0 | 0 | 0 | 0 | 0 | 0 | 0 | 0 | 0 | 0 | 0 | 0 | 1 | 0 | 0 | .474 | |
| Apr 01 | at McNeese | *3b | 5 | 0 | 1 | 1 | 0 | 0 | 0 | 0 | 0 | 0 | 0 | 0 | 0 | 0 | 0 | 2 | 0 | 0 | .461 | |
| Apr 04 | ALABAMA | *3b | 2 | 2 | 2 | 0 | 1 | 0 | 0 | 1 | 0 | 0 | 0 | 0 | 0 | 0 | 0 | 0 | 2 | 0 | .471 | |
| Apr 05 | ALABAMA | *3b | 3 | 1 | 2 | 0 | 0 | 0 | 0 | 1 | 0 | 1 | 0 | 0 | 0 | 0 | 0 | 1 | 0 | 2 | .477 | |
| Apr 06 | ALABAMA | *3b | 4 | 1 | 0 | 0 | 0 | 0 | 0 | 0 | 0 | 0 | 0 | 0 | 0 | 0 | 0 | 0 | 3 | 1 | .459 | |
| Apr 09 | LOUISIANA TECH | *3b | 3 | 1 | 0 | 0 | 0 | 0 | 0 | 1 | 1 | 0 | 0 | 0 | 0 | 0 | 0 | 2 | 1 | 0 | .447 | |
| Apr 11 | at Texas A&M | *3b | 5 | 0 | 0 | 0 | 0 | 0 | 0 | 0 | 0 | 0 | 0 | 0 | 0 | 0 | 1 | 1 | 2 | 0 | .429 | |
| Apr 12 | at Texas A&M | *3b | 3 | 1 | 2 | 0 | 0 | 0 | 0 | 1 | 0 | 0 | 0 | 0 | 0 | 0 | 0 | 1 | 2 | 1 | .434 | |
| Apr 13 | at Texas A&M | *3b | 3 | 0 | 1 | 0 | 0 | 0 | 0 | 0 | 1 | 0 | 0 | 0 | 0 | 0 | 0 | 0 | 1 | 1 | .432 | |
| Apr 17 | at Texas | *3b | 3 | 0 | 1 | 0 | 0 | 0 | 0 | 1 | 0 | 0 | 0 | 0 | 0 | 0 | 0 | 0 | 3 | 1 | .430 | |
| Apr 18 | at Texas | *3b | 4 | 1 | 1 | 0 | 0 | 0 | 0 | 0 | 0 | 0 | 0 | 0 | 0 | 0 | 0 | 0 | 2 | 0 | .424 | |
| Apr 19 | at Texas | *3b | 4 | 0 | 1 | 2 | 0 | 0 | 0 | 0 | 0 | 0 | 0 | 0 | 0 | 0 | 0 | 0 | 0 | 0 | .419 | |
| Apr 22 | MCNEESE | *3b | 3 | 1 | 1 | 0 | 0 | 0 | 0 | 0 | 0 | 0 | 0 | 0 | 0 | 0 | 0 | 0 | 1 | 0 | .411 | |
| Apr 26 | FLORIDA | *3b | 2 | 1 | 0 | 0 | 0 | 0 | 0 | 1 | 0 | 0 | 0 | 0 | 0 | 0 | 0 | 1 | 2 | 1 | .411 | |
| Apr 27 | FLORIDA | *3b | 3 | 0 | 0 | 0 | 0 | 0 | 0 | 0 | 0 | 0 | 0 | 0 | 0 | 0 | 0 | 1 | 0 | 0 | .403 | |
| Apr 28 | FLORIDA | *3b | 4 | 1 | 2 | 2 | 1 | 0 | 0 | 0 | 0 | 0 | 0 | 0 | 0 | 0 | 1 | 1 | 2 | 0 | .405 | |
| May 01 | at Arkansas | *3b | 5 | 0 | 2 | 0 | 0 | 0 | 0 | 0 | 0 | 0 | 0 | 0 | 0 | 0 | 0 | 0 | 1 | 1 | .405 | |
| May 02 | at Arkansas | *3b | 3 | 3 | 2 | 1 | 1 | 0 | 0 | 1 | 0 | 0 | 0 | 0 | 1 | 0 | 0 | 0 | 1 | 1 | .410 | |
| May 03 | at Arkansas | *3b | 3 | 0 | 0 | 0 | 0 | 0 | 0 | 0 | 0 | 0 | 0 | 0 | 0 | 0 | 2 | 0 | 1 | 1 | .403 | |
| May 07 | vs Mississippi State | *3b | 4 | 0 | 0 | 0 | 0 | 0 | 0 | 0 | 0 | 0 | 0 | 0 | 0 | 0 | 0 | 1 | 0 | 1 | .393 | |
| May 08 | vs Oklahoma | *3b | 3 | 1 | 1 | 0 | 0 | 0 | 0 | 0 | 0 | 0 | 0 | 0 | 0 | 0 | 0 | 1 | 1 | 0 | .386 | |
| Totals | | | 55gs | 166 | 52 | 64 | 38 | 11 | 1 | 2 | 46 | 8 | 2 | 0 | 1 | 3 | 1 | 16 | 52 | 70 | 12 | .386 |

On base pct. .512 • Slugging pct. .500

COFFEY'S CAREER STATS

| Year | avg | gp-gs | ab | r | h | 2b | 3b | hr | rbi | tb | slg% | bb | hbp | so | gdp | ob% | sf | sh | sb-att | po | a | e | fld% |
|-------|------|---------|-----|-----|-----|----|----|----|-----|-----|------|-----|-----|----|-----|------|----|----|--------|-----|-----|----|------|
| 2021 | .226 | 41-31 | 93 | 11 | 21 | 3 | 1 | 0 | 6 | 26 | .280 | 3 | 0 | 13 | 0 | .247 | 1 | 0 | 6-6 | 29 | 34 | 8 | .887 |
| 2022 | .379 | 57-57 | 190 | 44 | 72 | 9 | 3 | 1 | 26 | 90 | .474 | 27 | 1 | 26 | 0 | .457 | 1 | 1 | 10-12 | 35 | 89 | 15 | .892 |
| 2023 | .392 | 59-59 | 189 | 44 | 74 | 6 | 3 | 2 | 24 | 92 | .487 | 33 | 1 | 24 | 0 | .482 | 1 | 2 | 12-14 | 45 | 99 | 4 | .973 |
| 2024 | .404 | 16-16 | 47 | 16 | 19 | 3 | 2 | 2 | 11 | 32 | .681 | 11 | 0 | 5 | 0 | .500 | 2 | 0 | 5-7 | 12 | 28 | 2 | .952 |
| 2025 | .386 | 55-55 | 166 | 52 | 64 | 11 | 1 | 2 | 38 | 83 | .500 | 46 | 0 | 16 | 1 | .512 | 3 | 1 | 8-10 | 52 | 70 | 12 | .910 |
| TOTAL | .365 | 228-218 | 685 | 167 | 250 | 32 | 10 | 7 | 105 | 323 | .472 | 120 | 2 | 84 | 1 | .456 | 8 | 4 | 41-49 | 173 | 320 | 41 | .923 |



JADYN LANEAUX

15

Outfield • 5-10 • Sophomore • L/R • 1L • Marietta, Ga. (Pope HS)

| SINGLE-GAME SEASON HIGHS | | |
|--------------------------|---------------------------------|--|
| Hits | 3, #8/6 Florida (04/28/25) | |
| | #17/18 Virginia Tech (02/15/25) | |
| Doubles | 1, Eight Times | |
| Triples | 1, Central Arkansas (02/08/25) | |
| Home Runs | N/A | |
| Total Bases | 3, Five Times | |
| RBIs | 3, Southern Miss (02/21/25) | |
| Runs Scored | 3, UL Lafayette (03/11/25) | |
| Walks | 2, Three Times | |
| Hit By Pitch | 1, Southern Miss (02/21/25) | |
| Sacrifice Flies | 1, Penn State (02/21/25) | |
| | #17/18 Virginia Tech (02/16/25) | |
| Sac Hits | N/A | |
| At Bats | 4, Seven Times | |
| Stolen Bases | 1, Six Times | |
| Putouts | 5, at #3 Texas A&M (04/13/25) | |
| Assists | 1, at #3 Texas A&M (04/11/25) | |

| SINGLE-GAME CAREER HIGHS | | |
|--------------------------|---------------------------------|--|
| Hits | 3, #8/6 Florida (04/28/25) | |
| | #17/18 Virginia Tech (02/15/25) | |
| Doubles | 1, Eight Times | |
| Triples | 1, Central Arkansas (02/08/25) | |
| Home Runs | N/A | |
| Total Bases | 3, Five Times | |
| RBIs | 3, Southern Miss (02/21/25) | |
| Runs Scored | 3, ULL (03/11/25) | |
| Walks | 2, Three Times | |
| Hit By Pitch | N/A | |
| Sacrifice Flies | 1, Penn State (02/21/25) | |
| | #17/18 Virginia Tech (02/16/25) | |
| Sac Hits | N/A | |
| At Bats | 4, Seven Times | |
| Stolen Bases | 1, Six Times | |
| Putouts | 5, at #3 Texas A&M (04/13/25) | |
| Assists | 1, at #3 Texas A&M (04/11/25) | |

Complete bio

Sophomore Season (2025)

- Scored a career-high three runs and logged her first RBI double versus UL Lafayette (March 11).
- Has two season-high three-high games against nationally ranked teams (Florida, Virginia Tech).
- Was 4-for-5 with four RBI, two runs and a walk in two games against No. 17/18 Virginia Tech (Feb. 15-16).
- Strung together three consecutive multi-hit games at the Judi Garman Classic (Feb. 27-March 1).
- Helped lead high school team to two Georgia State Championship titles.

2025 SEASON GAME-BY-GAME

| Date | Opponent | Pos | AB | R | H | RBI | 2B | 3B | HR | BB | SB | CS | HBP | SAC | SF | GDP | K | PO | A | E | Avg |
|--------|------------------------|-------|-----|----|----|-----|----|----|----|----|----|----|-----|-----|----|-----|----|----|---|---|------|
| Feb 07 | CHARLOTTE | *of | 4 | 0 | 1 | 0 | 0 | 0 | 0 | 0 | 0 | 0 | 0 | 0 | 0 | 0 | 1 | 2 | 0 | 0 | .250 |
| Feb 08 | CENTRAL ARK | *of | 1 | 1 | 1 | 0 | 0 | 1 | 0 | 0 | 0 | 0 | 0 | 0 | 0 | 0 | 0 | 0 | 0 | 0 | .400 |
| Feb 09 | SOUTHEASTERN LA | *of | 2 | 0 | 0 | 0 | 0 | 0 | 0 | 1 | 0 | 0 | 0 | 0 | 0 | 0 | 0 | 2 | 0 | 0 | .286 |
| Feb 14 | UT ARLINGTON | *of | 1 | 0 | 0 | 0 | 0 | 0 | 0 | 0 | 0 | 0 | 0 | 0 | 0 | 0 | 0 | 0 | 0 | 0 | .250 |
| Feb 14 | NORTHWESTERN | *of | 0 | 0 | 0 | 0 | 0 | 0 | 0 | 0 | 0 | 0 | 0 | 0 | 0 | 0 | 0 | 0 | 0 | 0 | .250 |
| Feb 15 | NORTHWESTERN | ph/of | 1 | 1 | 1 | 0 | 1 | 0 | 0 | 0 | 0 | 0 | 0 | 0 | 0 | 0 | 0 | 0 | 0 | 0 | .333 |
| Feb 15 | VIRGINIA TECH | *of | 3 | 0 | 3 | 2 | 0 | 0 | 0 | 1 | 0 | 0 | 0 | 0 | 0 | 0 | 0 | 4 | 0 | 0 | .500 |
| Feb 16 | VIRGINIA TECH | *of | 2 | 2 | 1 | 1 | 0 | 0 | 0 | 0 | 0 | 0 | 0 | 0 | 1 | 0 | 0 | 0 | 0 | 0 | .500 |
| Feb 21 | PENN ST | *of | 1 | 1 | 1 | 1 | 0 | 0 | 0 | 0 | 1 | 0 | 0 | 0 | 1 | 0 | 0 | 1 | 0 | 0 | .533 |
| Feb 21 | SOUTHERN MISS | *of | 3 | 0 | 1 | 3 | 0 | 0 | 0 | 0 | 0 | 0 | 0 | 0 | 0 | 0 | 0 | 0 | 0 | 0 | .500 |
| Feb 22 | SOUTHERN MISS | *of | 3 | 0 | 1 | 0 | 0 | 0 | 0 | 0 | 0 | 0 | 1 | 0 | 0 | 0 | 0 | 1 | 0 | 0 | .476 |
| Feb 22 | NICHOLLS | *of | 1 | 1 | 0 | 0 | 0 | 0 | 0 | 1 | 0 | 0 | 0 | 0 | 0 | 0 | 0 | 2 | 0 | 0 | .455 |
| Feb 27 | vs UCLA | *of | 2 | 0 | 0 | 0 | 0 | 0 | 0 | 1 | 0 | 0 | 0 | 0 | 0 | 1 | 0 | 3 | 0 | 0 | .417 |
| Feb 27 | at Cal State Fullerton | *of | 3 | 2 | 2 | 0 | 1 | 0 | 0 | 1 | 0 | 0 | 0 | 0 | 0 | 0 | 0 | 0 | 0 | 0 | .444 |
| Feb 28 | vs Utah | *of | 3 | 0 | 2 | 0 | 0 | 0 | 0 | 0 | 0 | 0 | 0 | 0 | 0 | 0 | 0 | 1 | 0 | 0 | .467 |
| Feb 28 | vs Notre Dame | *of | 4 | 1 | 2 | 1 | 0 | 0 | 0 | 0 | 1 | 0 | 0 | 0 | 0 | 0 | 1 | 0 | 0 | 0 | .471 |
| Mar 01 | vs Weber St. | *of | 3 | 0 | 0 | 0 | 0 | 0 | 0 | 0 | 0 | 0 | 0 | 0 | 0 | 0 | 0 | 2 | 0 | 0 | .432 |
| Mar 05 | ULL | *of | 3 | 1 | 1 | 1 | 0 | 0 | 0 | 1 | 0 | 0 | 0 | 0 | 0 | 0 | 0 | 1 | 0 | 0 | .425 |
| Mar 07 | SOUTH ALABAMA | *of | 3 | 0 | 0 | 0 | 0 | 0 | 0 | 1 | 1 | 0 | 0 | 0 | 0 | 0 | 0 | 0 | 0 | 0 | .395 |
| Mar 07 | SOUTH ALABAMA | *of | 0 | 1 | 0 | 0 | 0 | 0 | 0 | 2 | 0 | 0 | 0 | 0 | 0 | 0 | 0 | 0 | 0 | 0 | .395 |
| Mar 08 | MINNESOTA | *of | 2 | 2 | 0 | 0 | 0 | 0 | 0 | 1 | 0 | 0 | 0 | 0 | 0 | 0 | 0 | 0 | 0 | 0 | .378 |
| Mar 09 | MINNESOTA | *of | 2 | 0 | 0 | 0 | 0 | 0 | 0 | 1 | 0 | 0 | 0 | 0 | 0 | 0 | 0 | 2 | 0 | 0 | .362 |
| Mar 11 | ULL | *of | 1 | 3 | 1 | 1 | 1 | 0 | 0 | 2 | 0 | 0 | 0 | 0 | 0 | 0 | 0 | 1 | 0 | 0 | .375 |
| Mar 14 | KENTUCKY | *of | 2 | 0 | 0 | 0 | 0 | 0 | 0 | 0 | 0 | 0 | 0 | 0 | 0 | 0 | 2 | 1 | 0 | 0 | .360 |
| Mar 15 | KENTUCKY | *of | 3 | 0 | 2 | 0 | 0 | 0 | 0 | 0 | 0 | 0 | 0 | 0 | 0 | 0 | 1 | 0 | 0 | 0 | .377 |
| Mar 16 | KENTUCKY | *of | 4 | 0 | 0 | 0 | 0 | 0 | 0 | 0 | 0 | 0 | 0 | 0 | 0 | 0 | 0 | 2 | 0 | 0 | .351 |
| Mar 21 | at Georgia | *of | 3 | 0 | 1 | 0 | 0 | 0 | 0 | 0 | 0 | 0 | 0 | 0 | 0 | 0 | 1 | 0 | 0 | 0 | .350 |
| Mar 22 | at Georgia | *of | 2 | 1 | 1 | 0 | 0 | 0 | 0 | 1 | 0 | 0 | 0 | 0 | 0 | 0 | 1 | 0 | 0 | 0 | .355 |
| Mar 23 | at Georgia | *of | 3 | 0 | 2 | 1 | 0 | 0 | 0 | 0 | 0 | 0 | 0 | 0 | 0 | 0 | 0 | 0 | 0 | 0 | .369 |
| Mar 25 | at ULL | *of | 3 | 2 | 2 | 1 | 0 | 0 | 0 | 1 | 1 | 0 | 0 | 0 | 0 | 0 | 0 | 3 | 0 | 0 | .382 |
| Mar 28 | SOUTH CAROLINA | *of | 2 | 0 | 0 | 0 | 0 | 0 | 0 | 1 | 0 | 0 | 0 | 0 | 0 | 0 | 0 | 1 | 0 | 0 | .371 |
| Mar 30 | SOUTH CAROLINA-1 | *of | 3 | 0 | 0 | 0 | 0 | 0 | 0 | 0 | 0 | 0 | 0 | 0 | 0 | 0 | 2 | 2 | 0 | 0 | .356 |
| Mar 30 | SOUTH CAROLINA-2 | *of | 3 | 0 | 2 | 0 | 0 | 0 | 0 | 0 | 0 | 0 | 0 | 0 | 0 | 0 | 0 | 3 | 0 | 0 | .368 |
| Apr 01 | at McNeese | *of | 4 | 1 | 2 | 1 | 1 | 0 | 0 | 0 | 0 | 0 | 0 | 0 | 0 | 0 | 0 | 4 | 0 | 0 | .375 |
| Apr 04 | ALABAMA | *of | 2 | 0 | 0 | 0 | 0 | 0 | 0 | 0 | 0 | 0 | 0 | 0 | 0 | 0 | 0 | 1 | 1 | 0 | .366 |
| Apr 05 | ALABAMA | *of | 3 | 1 | 1 | 0 | 1 | 0 | 0 | 0 | 0 | 0 | 0 | 0 | 0 | 0 | 0 | 1 | 1 | 0 | .365 |
| Apr 06 | ALABAMA | *of | 2 | 0 | 1 | 0 | 0 | 0 | 0 | 1 | 0 | 0 | 0 | 0 | 0 | 0 | 0 | 0 | 3 | 0 | .368 |
| Apr 09 | LOUISIANA TECH | *of | 3 | 1 | 1 | 1 | 0 | 0 | 0 | 1 | 0 | 0 | 0 | 0 | 0 | 0 | 0 | 0 | 0 | 0 | .367 |
| Apr 11 | at Texas A&M | *of | 3 | 1 | 1 | 2 | 1 | 0 | 0 | 1 | 0 | 0 | 0 | 0 | 0 | 0 | 1 | 3 | 1 | 0 | .366 |
| Apr 12 | at Texas A&M | *of | 2 | 0 | 0 | 0 | 0 | 0 | 0 | 1 | 0 | 0 | 0 | 0 | 0 | 0 | 1 | 3 | 0 | 0 | .358 |
| Apr 13 | at Texas A&M | *of | 3 | 0 | 0 | 0 | 0 | 0 | 0 | 0 | 0 | 0 | 0 | 0 | 0 | 0 | 0 | 5 | 0 | 0 | .347 |
| Apr 17 | at Texas | *of | 4 | 0 | 0 | 0 | 0 | 0 | 0 | 0 | 0 | 0 | 0 | 0 | 0 | 0 | 0 | 3 | 0 | 0 | .333 |
| Apr 18 | at Texas | *of | 2 | 0 | 0 | 0 | 0 | 0 | 0 | 1 | 0 | 0 | 0 | 0 | 0 | 0 | 0 | 2 | 0 | 0 | .327 |
| Apr 19 | at Texas | *of | 2 | 1 | 0 | 0 | 0 | 0 | 0 | 1 | 0 | 0 | 0 | 0 | 0 | 0 | 0 | 2 | 0 | 0 | .321 |
| Apr 22 | MCNEESE | *of | 3 | 1 | 1 | 0 | 0 | 0 | 0 | 0 | 1 | 0 | 0 | 0 | 0 | 0 | 0 | 0 | 0 | 0 | .321 |
| Apr 26 | FLORIDA | *of | 2 | 1 | 1 | 0 | 1 | 0 | 0 | 0 | 0 | 0 | 0 | 0 | 0 | 0 | 0 | 1 | 0 | 0 | .324 |
| Apr 27 | FLORIDA | *of | 2 | 0 | 0 | 0 | 0 | 0 | 0 | 1 | 0 | 0 | 0 | 0 | 0 | 0 | 0 | 3 | 0 | 0 | .319 |
| Apr 28 | FLORIDA | *of | 3 | 1 | 3 | 2 | 0 | 0 | 0 | 1 | 0 | 0 | 0 | 0 | 0 | 0 | 0 | 3 | 0 | 0 | .336 |
| May 01 | at Arkansas | *of | 3 | 1 | 1 | 2 | 1 | 0 | 0 | 2 | 0 | 0 | 0 | 0 | 0 | 0 | 0 | 4 | 0 | 0 | .336 |
| May 02 | at Arkansas | *of | 4 | 1 | 1 | 1 | 0 | 0 | 0 | 1 | 0 | 0 | 0 | 0 | 0 | 0 | 1 | 0 | 0 | 0 | .333 |
| May 03 | at Arkansas | *of | 3 | 0 | 0 | 0 | 0 | 0 | 0 | 0 | 0 | 0 | 0 | 0 | 0 | 0 | 2 | 3 | 0 | 0 | .325 |
| May 07 | vs Mississippi State | *of | 4 | 1 | 1 | 0 | 0 | 0 | 0 | 0 | 0 | 0 | 0 | 0 | 0 | 0 | 2 | 3 | 0 | 0 | .323 |
| May 08 | vs Oklahoma | *of | 3 | 0 | 0 | 0 | 0 | 0 | 0 | 0 | 0 | 0 | 0 | 0 | 0 | 0 | 2 | 3 | 0 | 0 | .316 |
| Totals | | 49gs | 133 | 31 | 42 | 21 | 8 | 1 | 0 | 27 | 6 | 0 | 1 | 0 | 2 | 1 | 20 | 83 | 1 | 0 | .316 |

On base pct. .429 • Slugging pct. .391

LANEAUX'S CAREER STATS

| Year | avg | gp-gs | ab | r | h | 2b | 3b | hr | rbi | tb | slg% | bb | hbp | so | gdp | ob% | sf | sh | sb-att | po | a | e | fld% |
|-------|------|-------|-----|----|----|----|----|----|-----|----|------|----|-----|----|-----|------|----|----|--------|----|---|---|-------|
| 2024 | .167 | 6-0 | 6 | 1 | 1 | 0 | 0 | 0 | 0 | 1 | .167 | 0 | 0 | 1 | 0 | .167 | 0 | 0 | 1-1 | 1 | 0 | 0 | 1.000 |
| 2025 | .316 | 53-49 | 133 | 31 | 42 | 8 | 1 | 0 | 21 | 52 | .391 | 27 | 1 | 20 | 1 | .429 | 2 | 0 | 6-6 | 83 | 1 | 0 | 1.000 |
| TOTAL | .309 | 59-49 | 139 | 32 | 43 | 8 | 1 | 0 | 21 | 53 | .381 | 27 | 1 | 21 | 1 | .420 | 2 | 0 | 7-7 | 84 | 1 | 0 | 1.000 |



SAVANNA BEDELL

16

Utility • 5-8 • Sophomore • L/L • 1L • Columbus, Ga. (Northside HS)

| SINGLE-GAME SEASON HIGHS | |
|--------------------------|--|
| Hits | 3, #10/11 South Carolina (03/30/25) |
| Doubles | N/A |
| Triples | N/A |
| Home Runs | 1, #10/11 South Carolina (03/30/25) |
| Total Bases | 6, #10/11 South Carolina (03/30/25) |
| RBI | 1, 10 Times |
| Runs Scored | 2, #10/11 South Carolina (03/30/25) |
| Walks | 1, Three Times |
| Hit By Pitch | 1, #24/23 Alabama (04/04/25) |
| Sacrifice Flies | 1, at #3 Texas A&M (04/12/25) |
| Sac Hits | N/A |
| At Bats | 4, at #3 Texas (04/17/25) at McNeese (04/01/25) |
| Stolen Bases | N/A |
| Putouts | N/A |
| Assists | N/A |
| SINGLE-GAME CAREER HIGHS | |
| Hits | 3, #10/11 South Carolina (03/30/25) |
| Doubles | N/A |
| Triples | N/A |
| Home Runs | 1, #10/11 South Carolina (03/30/25) |
| Total Bases | 6, #10/11 South Carolina (03/30/25) |
| RBI | 1, 10 Times |
| Runs Scored | 2, #10/11 South Carolina (03/30/25) |
| Walks | 1, Three Times |
| Hit By Pitch | 1, #24/23 Alabama (04/04/25) |
| Sacrifice Flies | 1, at #3 Texas A&M (04/12/25) |
| Sac Hits | N/A |
| At Bats | 4, at #3 Texas (04/17/25) at McNeese (04/01/25) |
| Stolen Bases | 1, Liberty (05/03/24) ULM (04/02/24) |
| Putouts | N/A |
| Assists | N/A |

[Complete bio](#)

Sophomore Season (2025)

- Hit RBI singles as a pinch hitter in back-to-back games at No. 8/6 Arkansas (May 1-2).
- Had a career-day hitting 3-for-3, scored two runs, including first career HR vs. South Carolina (March 30).
- A 2023 Georgia 5A Player of the Year and 2022 Georgia High School 5A State Champion.
- Played club for the Texas Bombers and was named to the 2023 PGF All-American Futures Team.
- Father Sidney and brother Sydney Jr. played basketball at Kentucky State, and older sister Kennedi played softball at Hampton State.

2025 SEASON GAME-BY-GAME

| Date | Opponent | Pos | AB | R | H | RBI | 2B | 3B | HR | BB | SB | CS | HBP | SAC | SF | GDP | K | PO | A | E | Avg |
|--------|------------------|-------|----|----|----|-----|----|----|----|----|----|----|-----|-----|----|-----|---|----|---|---|------|
| Feb 08 | CHARLOTTE | ph/of | 1 | 1 | 0 | 0 | 0 | 0 | 0 | 0 | 0 | 0 | 0 | 0 | 0 | 0 | 0 | 0 | 0 | 0 | .000 |
| Feb 14 | NORTHWESTERN | *dh | 3 | 0 | 1 | 1 | 0 | 0 | 0 | 0 | 0 | 0 | 0 | 0 | 0 | 0 | 0 | 0 | 0 | 0 | .250 |
| Feb 15 | NORTHWESTERN | *dh | 1 | 1 | 1 | 0 | 0 | 0 | 0 | 0 | 0 | 0 | 0 | 0 | 0 | 0 | 0 | 0 | 0 | 0 | .400 |
| Feb 16 | VIRGINIA TECH | ph | 1 | 0 | 0 | 0 | 0 | 0 | 0 | 0 | 0 | 0 | 0 | 0 | 0 | 0 | 0 | 0 | 0 | 0 | .333 |
| Feb 22 | NICHOLLS | ph | 1 | 0 | 0 | 0 | 0 | 0 | 0 | 0 | 0 | 0 | 0 | 0 | 0 | 0 | 0 | 0 | 0 | 0 | .286 |
| Mar 07 | SOUTH ALABAMA | of | 0 | 0 | 0 | 0 | 0 | 0 | 0 | 0 | 0 | 0 | 0 | 0 | 0 | 0 | 0 | 0 | 0 | 0 | .286 |
| Mar 11 | ULL | ph | 1 | 1 | 0 | 0 | 0 | 0 | 0 | 0 | 0 | 0 | 0 | 0 | 0 | 0 | 0 | 0 | 0 | 0 | .250 |
| Mar 16 | KENTUCKY | ph | 1 | 0 | 0 | 0 | 0 | 0 | 0 | 0 | 0 | 0 | 0 | 0 | 0 | 0 | 0 | 0 | 0 | 0 | .222 |
| Mar 28 | SOUTH CAROLINA | *dh | 2 | 1 | 1 | 0 | 0 | 0 | 0 | 1 | 0 | 0 | 0 | 0 | 0 | 0 | 0 | 0 | 0 | 0 | .273 |
| Mar 30 | SOUTH CAROLINA-1 | *dh | 3 | 2 | 3 | 1 | 0 | 0 | 1 | 0 | 0 | 0 | 0 | 0 | 0 | 0 | 0 | 0 | 0 | 0 | .429 |
| Mar 30 | SOUTH CAROLINA-2 | *dh | 3 | 0 | 0 | 1 | 0 | 0 | 0 | 0 | 0 | 0 | 0 | 0 | 0 | 0 | 0 | 0 | 0 | 0 | .353 |
| Apr 01 | at McNeese | *dh | 4 | 1 | 1 | 0 | 0 | 0 | 0 | 0 | 0 | 0 | 0 | 0 | 0 | 0 | 0 | 0 | 0 | 0 | .333 |
| Apr 04 | ALABAMA | *dh | 2 | 1 | 2 | 1 | 0 | 0 | 0 | 0 | 0 | 0 | 1 | 0 | 0 | 0 | 0 | 0 | 0 | 0 | .391 |
| Apr 05 | ALABAMA | *dh | 3 | 0 | 0 | 0 | 0 | 0 | 0 | 0 | 0 | 0 | 0 | 0 | 0 | 0 | 0 | 0 | 0 | 0 | .346 |
| Apr 06 | ALABAMA | *dh | 3 | 0 | 2 | 1 | 0 | 0 | 0 | 1 | 0 | 0 | 0 | 0 | 0 | 0 | 0 | 0 | 0 | 0 | .379 |
| Apr 09 | LOUISIANA TECH | ph | 1 | 0 | 0 | 0 | 0 | 0 | 0 | 0 | 0 | 0 | 0 | 0 | 0 | 0 | 0 | 0 | 0 | 0 | .367 |
| Apr 11 | at Texas A&M | *dh | 3 | 1 | 1 | 1 | 0 | 0 | 0 | 1 | 0 | 0 | 0 | 0 | 0 | 0 | 0 | 0 | 0 | 0 | .364 |
| Apr 12 | at Texas A&M | *dh | 3 | 0 | 0 | 1 | 0 | 0 | 0 | 0 | 0 | 0 | 0 | 0 | 1 | 0 | 0 | 0 | 0 | 0 | .333 |
| Apr 13 | at Texas A&M | *dh | 3 | 0 | 0 | 0 | 0 | 0 | 0 | 0 | 0 | 0 | 0 | 0 | 0 | 0 | 0 | 0 | 0 | 0 | .308 |
| Apr 17 | at Texas | *of | 4 | 1 | 0 | 0 | 0 | 0 | 0 | 0 | 0 | 0 | 0 | 0 | 0 | 0 | 0 | 0 | 0 | 0 | .279 |
| Apr 22 | MCNEESE | dh | 1 | 0 | 0 | 0 | 0 | 0 | 0 | 0 | 0 | 0 | 0 | 0 | 0 | 0 | 0 | 1 | 0 | 0 | .273 |
| Apr 26 | FLORIDA | ph | 1 | 0 | 0 | 0 | 0 | 0 | 0 | 0 | 0 | 0 | 0 | 0 | 0 | 0 | 0 | 0 | 0 | 0 | .267 |
| Apr 28 | FLORIDA | ph | 1 | 1 | 1 | 1 | 0 | 0 | 0 | 0 | 0 | 0 | 0 | 0 | 0 | 0 | 0 | 0 | 0 | 0 | .283 |
| May 01 | at Arkansas | ph | 1 | 0 | 1 | 1 | 0 | 0 | 0 | 0 | 0 | 0 | 0 | 0 | 0 | 0 | 0 | 0 | 0 | 0 | .298 |
| May 02 | at Arkansas | ph | 1 | 0 | 1 | 1 | 0 | 0 | 0 | 0 | 0 | 0 | 0 | 0 | 0 | 0 | 0 | 0 | 0 | 0 | .312 |
| May 03 | at Arkansas | ph | 1 | 0 | 0 | 0 | 0 | 0 | 0 | 0 | 0 | 0 | 0 | 0 | 0 | 0 | 0 | 0 | 0 | 0 | .306 |
| Totals | | 13gs | 49 | 11 | 15 | 10 | 0 | 0 | 1 | 3 | 0 | 0 | 1 | 0 | 1 | 0 | 1 | 0 | 0 | 0 | .306 |

On base pct. .352 • Slugging pct. .367

BEDELL'S CAREER STATS

| Year | avg | gp-gs | ab | r | h | 2b | 3b | hr | rbi | tb | slg% | bb | hbp | so | gdp | ob% | sf | sh | sb-att | po | a | e | fld% |
|-------|------|-------|----|----|----|----|----|----|-----|----|------|----|-----|----|-----|------|----|----|--------|----|---|---|------|
| 2024 | .500 | 20-0 | 2 | 7 | 1 | 0 | 0 | 0 | 0 | 1 | .500 | 0 | 0 | 0 | 0 | .500 | 0 | 0 | 2-2 | 0 | 0 | 0 | .000 |
| 2025 | .306 | 26-13 | 49 | 11 | 15 | 0 | 0 | 1 | 10 | 18 | .367 | 3 | 1 | 1 | 0 | .352 | 1 | 0 | 0-0 | 0 | 0 | 0 | .000 |
| TOTAL | .314 | 46-13 | 51 | 18 | 16 | 0 | 0 | 1 | 10 | 19 | .373 | 3 | 1 | 1 | 0 | .357 | 1 | 0 | 2-2 | 0 | 0 | 0 | .000 |



TATUM CLOPTON

18

Pitcher • 5-10 • Redshirt Junior • L/R • RS • Lawrence, Kan. (Oklahoma State)

| SINGLE-GAME SEASON HIGHS | |
|--------------------------|---|
| Hits | N/A |
| Doubles | N/A |
| Triples | N/A |
| Home Runs | N/A |
| Total Bases | N/A |
| RBI's | N/A |
| Runs Scored | N/A |
| Walks | N/A |
| Hit By Pitch | N/A |
| Sacrifice Flies | N/A |
| Sac Hits | N/A |
| At Bats | N/A |
| Stolen Bases | N/A |
| Innings Pitched | 7.0, McNeese (04/22/25) UT Arlington (02/14/25) |
| Strikeouts | 10, UT Arlington (02/14/25) |
| Batters Faced | 27, UT Arlington (02/14/25) |
| Putouts | 1, at #3 Texas A&M (04/13/25) ULM (03/05/25) |
| Assists | 2, Southern Miss (02/22/25) |
| Runners CS | N/A |
| SINGLE-GAME CAREER HIGHS | |
| Hits | N/A |
| Doubles | N/A |
| Triples | N/A |
| Home Runs | N/A |
| Total Bases | N/A |
| RBI's | N/A |
| Runs Scored | N/A |
| Walks | N/A |
| Hit By Pitch | N/A |
| Sacrifice Flies | N/A |
| Sac Hits | N/A |
| At Bats | 1, Texas Tech (03/27/22)* at Memphis (03/10/22)* |
| Stolen Bases | N/A |
| Innings Pitched | 7.0, McNeese (04/22/25) UT Arlington (02/14/25) |
| Strikeouts | 10, UT Arlington (02/14/25) |
| Batters Faced | 27, UT Arlington (02/14/25) |
| Putouts | 1, at #3 Texas A&M (04/13/25) ULM (03/05/25) |
| Assists | 2, Southern Miss (02/22/25) |
| Runners CS | 1, ULM (03/05/25) |

* Includes games played at Oklahoma St.

Complete bio

Redshirt Sophomore Season (2024)

- Pitched a career-high 7.0 innings with 10 strikeouts against UT Arlington (Feb. 14).
- In her debut as an LSU Tiger, she struck out four batters in 4.0 innings vs. Charlotte (Feb. 8).
- Returned to the circle for the first time since 2022 (1,057 days) due to injury.
- Part of two WCWS appearances at Oklahoma State (2022-23).
- Held 44 batters to a .237 average and had eight strikeouts and one combined shutout in 2022.

2025 SEASON GAME-BY-GAME

| Date | Opponent | Pos | AB | R | H | RBI | 2B | 3B | HR | BB | SB | CS | HBP | SAC | SF | GDP | K | PO | A | E | Avg |
|--------|------------------------|-----|----|---|---|-----|----|----|----|----|----|----|-----|-----|----|-----|---|----|---|---|------|
| Feb 08 | CHARLOTTE | *p | 0 | 0 | 0 | 0 | 0 | 0 | 0 | 0 | 0 | 0 | 0 | 0 | 0 | 0 | 0 | 0 | 1 | 0 | .000 |
| Feb 22 | SOUTHERN MISS | p | 0 | 0 | 0 | 0 | 0 | 0 | 0 | 0 | 0 | 0 | 0 | 0 | 0 | 0 | 0 | 0 | 2 | 0 | .000 |
| Feb 27 | at Cal State Fullerton | p | 0 | 0 | 0 | 0 | 0 | 0 | 0 | 0 | 0 | 0 | 0 | 0 | 0 | 0 | 0 | 0 | 1 | 0 | .000 |
| Mar 05 | ULM | *p | 0 | 0 | 0 | 0 | 0 | 0 | 0 | 0 | 0 | 0 | 0 | 0 | 0 | 0 | 0 | 0 | 1 | 0 | .000 |
| Apr 09 | LOUISIANA TECH | *p | 0 | 0 | 0 | 0 | 0 | 0 | 0 | 0 | 0 | 0 | 0 | 0 | 0 | 0 | 0 | 0 | 1 | 0 | .000 |
| Apr 13 | at Texas A&M | *p | 0 | 0 | 0 | 0 | 0 | 0 | 0 | 0 | 0 | 0 | 0 | 0 | 0 | 0 | 0 | 1 | 1 | 0 | .000 |
| Apr 22 | MCNEESE | p | 0 | 0 | 0 | 0 | 0 | 0 | 0 | 0 | 0 | 0 | 0 | 0 | 0 | 0 | 0 | 0 | 1 | 0 | .000 |
| May 01 | at Arkansas | p | 0 | 0 | 0 | 0 | 0 | 0 | 0 | 0 | 0 | 0 | 0 | 0 | 0 | 0 | 0 | 0 | 1 | 0 | .000 |
| Totals | | 4gs | 0 | 0 | 0 | 0 | 0 | 0 | 0 | 0 | 0 | 0 | 0 | 0 | 0 | 0 | 0 | 2 | 8 | 0 | .000 |

On base pct. .000 • Slugging pct. .000

#18 Tatum Clopton - 13 appearances (All games)

| Date | Opponent | GS | IP | H | R | ER | BB | SO | 2B | 3B | HR | WP | BK | HBP | IBB | Score | W-L | Sv | ERA | NP |
|--------|------------------------|----|------|----|----|----|----|----|----|----|----|----|----|-----|-----|-------|-----|----|------|-----|
| Feb 08 | CHARLOTTE | * | 4.0 | 1 | 0 | 0 | 1 | 4 | 0 | 0 | 0 | 0 | 0 | 0 | 0 | 10-0 | 1-0 | 0 | 0.00 | 59 |
| Feb 14 | UT ARLINGTON | * | 7.0 | 2 | 0 | 0 | 5 | 10 | 0 | 0 | 0 | 0 | 0 | 0 | 0 | 6-0 | 2-0 | 0 | 0.00 | 125 |
| Feb 22 | SOUTHERN MISS | | 3.1 | 0 | 0 | 0 | 2 | 4 | 0 | 0 | 0 | 0 | 0 | 0 | 0 | 12-5 | 3-0 | 0 | 0.00 | 50 |
| Feb 27 | at Cal State Fullerton | | 4.1 | 4 | 2 | 2 | 4 | 3 | 0 | 0 | 0 | 1 | 0 | 0 | 0 | 5-6 | 3-0 | 0 | 0.75 | 89 |
| Mar 05 | ULM | * | 5.0 | 2 | 4 | 4 | 4 | 6 | 0 | 0 | 0 | 2 | 0 | 0 | 0 | 12-4 | 4-0 | 0 | 1.77 | 84 |
| Mar 23 | at Georgia | | 0.2 | 1 | 2 | 0 | 2 | 0 | 0 | 0 | 0 | 0 | 0 | 0 | 0 | 3-11 | 4-0 | 0 | 1.73 | 25 |
| Apr 09 | LOUISIANA TECH | * | 6.0 | 3 | 1 | 0 | 1 | 5 | 0 | 0 | 0 | 0 | 0 | 1 | 0 | 9-1 | 5-0 | 0 | 1.38 | 101 |
| Apr 13 | at Texas A&M | * | 5.0 | 4 | 4 | 4 | 2 | 2 | 0 | 1 | 1 | 2 | 0 | 1 | 0 | 1-4 | 5-1 | 0 | 1.98 | 79 |
| Apr 18 | at Texas | * | 5.2 | 4 | 1 | 1 | 5 | 2 | 3 | 0 | 0 | 0 | 0 | 0 | 0 | 6-1 | 6-1 | 0 | 1.88 | 104 |
| Apr 22 | MCNEESE | | 7.0 | 4 | 0 | 0 | 0 | 4 | 2 | 0 | 0 | 0 | 0 | 0 | 0 | 5-2 | 7-1 | 0 | 1.60 | 91 |
| Apr 26 | FLORIDA | | 3.1 | 9 | 10 | 10 | 4 | 2 | 2 | 0 | 1 | 0 | 0 | 0 | 0 | 4-14 | 7-1 | 0 | 2.86 | 95 |
| May 01 | at Arkansas | * | 3.2 | 2 | 4 | 3 | 5 | 2 | 0 | 0 | 1 | 0 | 0 | 0 | 0 | 9-12 | 7-1 | 0 | 3.05 | 69 |
| May 03 | at Arkansas | * | 2.2 | 3 | 2 | 2 | 4 | 1 | 1 | 0 | 0 | 0 | 0 | 0 | 0 | 0-6 | 7-2 | 0 | 3.16 | 65 |
| Totals | | 7 | 57.2 | 39 | 30 | 26 | 39 | 45 | 8 | 1 | 5 | 3 | 0 | 2 | 0 | 82-66 | 7-2 | 0 | 3.16 | - |

CLOPTON'S CAREER STATS (2022 AT OKLAHOMA STATE)

| Year | era | w-l | app | gs | cg | sho | sv | ip | h | r | er | bb | so | 2b | 3b | hr | bf | bavg | wp | hbp | bk | sfa | sha |
|-------|------|-----|-----|----|----|-----|----|-----|---|---|----|----|----|----|----|----|----|------|----|-----|----|-----|-----|
| 2022 | 3.89 | 1-0 | 5 | 1 | 0 | 0/1 | 0 | 9.0 | 9 | 6 | 5 | 5 | 8 | 1 | 0 | 1 | 44 | .237 | 2 | 1 | 0 | 0 | 0 |
| TOTAL | 3.89 | 1-0 | 5 | 1 | 0 | 0/1 | 0 | 9.0 | 9 | 6 | 5 | 5 | 8 | 1 | 0 | 1 | 44 | .237 | 2 | 1 | 0 | 0 | 0 |

CLOPTON'S CAREER STATS (AT LSU)

| Year | era | w-l | app | gs | cg | sho | sv | ip | h | r | er | bb | so | 2b | 3b | hr | bf | bavg | wp | hbp | bk | sfa | sha |
|-------|------|-----|-----|----|----|-----|----|------|----|----|----|----|----|----|----|----|-----|------|----|-----|----|-----|-----|
| 2025 | 3.16 | 7-2 | 13 | 7 | 3 | 1/1 | 0 | 57.2 | 39 | 30 | 26 | 39 | 45 | 8 | 1 | 5 | 253 | .188 | 3 | 2 | 0 | 2 | 3 |
| TOTAL | 3.16 | 7-2 | 13 | 7 | 3 | 1/1 | 0 | 57.2 | 39 | 30 | 26 | 39 | 45 | 8 | 1 | 5 | 253 | .188 | 3 | 2 | 0 | 2 | 3 |



Alix Franklin

20

Infield • 5-7 • Freshman • L/R • HS • St. Amant, La. (St. Amant HS)

| SINGLE-GAME SEASON HIGHS | |
|--------------------------|-----------------------------|
| Hits | N/A |
| Doubles | N/A |
| Triples | N/A |
| Home Runs | N/A |
| Total Bases | N/A |
| RBIs | N/A |
| Runs Scored | N/A |
| Walks | N/A |
| Hit By Pitch | N/A |
| Sacrifice Flies | N/A |
| Sac Hits | N/A |
| At Bats | 2, Southern Miss (02/22/25) |
| Stolen Bases | N/A |
| Putouts | N/A |
| Assists | N/A |

| SINGLE-GAME CAREER HIGHS | |
|--------------------------|-----------------------------|
| Hits | N/A |
| Doubles | N/A |
| Triples | N/A |
| Home Runs | N/A |
| Total Bases | N/A |
| RBIs | N/A |
| Runs Scored | N/A |
| Walks | N/A |
| Hit By Pitch | N/A |
| Sacrifice Flies | N/A |
| Sac Hits | N/A |
| At Bats | 2, Southern Miss (02/22/25) |
| Stolen Bases | N/A |
| Putouts | N/A |
| Assists | N/A |

[Complete bio](#)

Freshman Season (2025)

- A three-time Louisiana 5A State Champion (2022-24) and four-time All-State selection.
- Tabbed the 2024 5A District MVP
- Won the 2024 Alliance Fastpitch National Championship with the Texas Bombers Gold Scott Smith club.

2025 SEASON GAME-BY-GAME

| Date | Opponent | Pos | AB | R | H | RBI | 2B | 3B | HR | BB | SB | CS | HBP | SAC | SF | GDP | K | PO | A | E | Avg |
|--------|---------------|-----|----|---|---|-----|----|----|----|----|----|----|-----|-----|----|-----|---|----|---|---|------|
| Feb 14 | UT ARLINGTON | ph | 1 | 0 | 0 | 0 | 0 | 0 | 0 | 0 | 0 | 0 | 0 | 0 | 0 | 0 | 0 | 0 | 0 | 0 | .000 |
| Feb 22 | SOUTHERN MISS | dh | 2 | 0 | 0 | 0 | 0 | 0 | 0 | 0 | 0 | 0 | 0 | 0 | 0 | 0 | 1 | 0 | 0 | 0 | .000 |
| Totals | | 1gs | 3 | 0 | 0 | 0 | 0 | 0 | 0 | 0 | 0 | 0 | 0 | 0 | 0 | 0 | 1 | 0 | 0 | 0 | .000 |

On base pct. .000 • Slugging pct. .000

FRANKLIN'S CAREER STATS

| Year | avg | gp-gs | ab | r | h | 2b | 3b | hr | rbi | tb | slg% | bb | hbp | so | gdp | ob% | sf | sh | sb-att | po | a | e | fld% |
|-------|------|-------|----|---|---|----|----|----|-----|----|------|----|-----|----|-----|------|----|----|--------|----|---|---|------|
| 2025 | .000 | 2-1 | 3 | 0 | 0 | 0 | 0 | 0 | 0 | 0 | .000 | 0 | 0 | 1 | 0 | .000 | 0 | 0 | 0-0 | 0 | 0 | 0 | .000 |
| TOTAL | .000 | 2-1 | 3 | 0 | 0 | 0 | 0 | 0 | 0 | 0 | .000 | 0 | 0 | 1 | 0 | .000 | 0 | 0 | 0-0 | 0 | 0 | 0 | .000 |



MADYSON
MANNING

22

Infield • 5-9 • Sophomore • R/R • 1L • West Monroe, La. (West Monroe HS)

| SINGLE-GAME SEASON HIGHS | |
|--------------------------|--|
| Hits | 1, South Alabama (03/07/25) Nicholls (02/22/25) |
| Doubles | N/A |
| Triples | N/A |
| Home Runs | N/A |
| Total Bases | 1, South Alabama (03/07/25) Nicholls (02/22/25) |
| RBIs | 1, #23 Kentucky (03/15/25) South Alabama (03/07/25) |
| Runs Scored | 1, South Alabama (03/07/25) |
| Walks | N/A |
| Hit By Pitch | N/A |
| Sacrifice Flies | N/A |
| Sac Hits | N/A |
| At Bats | 4, South Alabama (03/07/25) |
| Stolen Bases | N/A |
| Putouts | 4, South Alabama (03/07/25) |
| Assists | N/A |

| SINGLE-GAME CAREER HIGHS | |
|--------------------------|---|
| Hits | 2, Liberty (05/04/24) |
| Doubles | 1, vs. #11/12 Missouri (05/10/24) |
| Triples | N/A |
| Home Runs | N/A |
| Total Bases | 2, vs. #11/12 Missouri (05/10/24) Liberty (05/04/24) |
| RBIs | 1, Five Times |
| Runs Scored | 1, Three Times |
| Walks | 1, SixTimes |
| Hit By Pitch | N/A |
| Sacrifice Flies | N/A |
| Sac Hits | 2, #13/15 Arkansas (04/26/24) |
| At Bats | 4, South Alabama (03/07/25) |
| Stolen Bases | N/A |
| Putouts | 4, South Alabama (03/07/25) |
| Assists | 4, vs. #20 Alabama (05/08/24) |

Complete bio

Sophomore Season (2025)

- Drove in first RBI single of the season and had a career-high four putouts vs. South Alabama (March 7).
- Started in all 18 games she appeared in in 2024.
- Had a .302 batting average with eight hits, scored two runs and had three RBI in 2024
- First career extra-base hit was an RBI double against No. 11/12 Missouri (May 10) in the SEC Tournament.
- Played club for the Bombers/Albert after three summers with the Birmingham Thunderbolts.

2025 SEASON GAME-BY-GAME

| Date | Opponent | Pos | AB | R | H | RBI | 2B | 3B | HR | BB | SB | CS | HBP | SAC | SF | GDP | K | PO | A | E | Avg |
|--------|---------------|--------|----|---|---|-----|----|----|----|----|----|----|-----|-----|----|-----|---|----|---|---|------|
| Feb 14 | UT ARLINGTON | ph | 1 | 0 | 0 | 0 | 0 | 0 | 0 | 0 | 0 | 0 | 0 | 0 | 0 | 0 | 0 | 0 | 0 | 0 | .000 |
| Feb 15 | NORTHWESTERN | ph | 1 | 0 | 0 | 0 | 0 | 0 | 0 | 0 | 0 | 0 | 0 | 0 | 0 | 0 | 0 | 0 | 0 | 0 | .000 |
| Feb 22 | NICHOLLS | ph | 1 | 0 | 1 | 0 | 0 | 0 | 0 | 0 | 0 | 0 | 0 | 0 | 0 | 0 | 0 | 0 | 0 | 0 | .333 |
| Feb 28 | vs Utah | *dh | 2 | 0 | 0 | 0 | 0 | 0 | 0 | 0 | 0 | 0 | 0 | 0 | 0 | 0 | 0 | 0 | 0 | 0 | .200 |
| Mar 07 | SOUTH ALABAMA | *dh/1b | 4 | 1 | 1 | 1 | 0 | 0 | 0 | 0 | 0 | 0 | 0 | 0 | 0 | 0 | 0 | 4 | 0 | 0 | .222 |
| Mar 15 | KENTUCKY | ph | 1 | 0 | 0 | 1 | 0 | 0 | 0 | 0 | 0 | 0 | 0 | 0 | 0 | 0 | 0 | 0 | 0 | 0 | .200 |
| Mar 16 | KENTUCKY | *dh | 2 | 0 | 0 | 0 | 0 | 0 | 0 | 0 | 0 | 0 | 0 | 0 | 0 | 0 | 1 | 0 | 0 | 0 | .167 |
| Totals | | 3gs | 12 | 1 | 2 | 2 | 0 | 0 | 0 | 0 | 0 | 0 | 0 | 0 | 0 | 0 | 1 | 4 | 0 | 0 | .167 |

On base pct. .167 • Slugging pct. .167

MANNING'S CAREER STATS

| Year | avg | gp-gs | ab | r | h | 2b | 3b | hr | rbi | tb | slg% | bb | hbp | so | gdp | ob% | sf | sh | sb-att | po | a | e | fld% |
|-------|------|-------|----|---|----|----|----|----|-----|----|------|----|-----|----|-----|------|----|----|--------|----|----|---|-------|
| 2024 | .320 | 18-18 | 25 | 2 | 8 | 1 | 0 | 0 | 3 | 9 | .360 | 6 | 0 | 6 | 0 | .452 | 0 | 4 | 0-0 | 12 | 23 | 2 | .946 |
| 2025 | .167 | 7-3 | 12 | 1 | 2 | 0 | 0 | 0 | 2 | 2 | .167 | 0 | 0 | 1 | 0 | .167 | 0 | 0 | 0-0 | 4 | 0 | 0 | 1.000 |
| TOTAL | .270 | 25-21 | 37 | 3 | 10 | 1 | 0 | 0 | 5 | 11 | .297 | 6 | 0 | 7 | 0 | .372 | 0 | 4 | 0-0 | 16 | 23 | 2 | .951 |



SIERRA DANIEL

23

Utility • 5-4 • Sophomore • L/R • 1L • Chandler, Ariz. (Seton Catholic Prep HS)

| SINGLE-GAME SEASON HIGHS | |
|--------------------------|--|
| Hits | 2, Eight Times |
| Doubles | 1, Five Times |
| Triples | N/A |
| Home Runs | 1, at #13/15 Georgia (03/21/25) vs. Weber State (03/01/25) |
| Total Bases | 4, at #13/15 Georgia (03/21/25) vs. Weber State (03/01/25) |
| RBIs | 3, at #13/15 Georgia (03/22/25) |
| Runs Scored | 3, Minnesota (03/09/25) |
| Walks | 2, at #13/15 Georgia (03/22/25) |
| Hit By Pitch | 1, Three Times |
| Sacrifice Flies | 1, UL Lafayette (03/11/25) #17/18 Virginia Tech (02/16/25) |
| Sac Hits | 1, vs. Weber State (03/01/25) at Cal State Fullerton (02/27/25) |
| At Bats | 4, at UL Lafayette (03/25/25) |
| Stolen Bases | 1, Seven Times |
| Putouts | 5, #8/6 Florida (04/27/25) |
| Assists | 5, #23 Kentucky (03/14/25) |
| SINGLE-GAME CAREER HIGHS | |
| Hits | 3, Austin Peay (02/24/24) |
| Doubles | 1, Six Times |
| Triples | 1, #3 Texas (03/12/24) |
| Home Runs | 1, at #13/15 Georgia (03/21/25) vs. Weber State (03/01/25) |
| Total Bases | 4, at #13/15 Georgia (03/21/25) vs. Weber State (03/01/25) |
| RBIs | 3, at #13/15 Georgia (03/22/25) |
| Runs Scored | 3, Minnesota (03/09/25) Austin Peay (02/24/24) |
| Walks | 2, at #13/15 Georgia (03/22/25) |
| Hit By Pitch | 1, Three Times |
| Sacrifice Flies | 1, UL Lafayette (03/11/25) #17/18 Virginia Tech (02/16/25)) |
| Sac Hits | 1, Five Times |
| At Bats | 6, vs. #20 Alabama (05/08/24) |
| Stolen Bases | 2, Austin Peay (02/24/24) |
| Putouts | 5, #8/6 Florida (04/27/25) Houston (02/24/24) |
| Assists | 5, #23 Kentucky (03/14/25) McNeese (03/03/24) |

Complete bio

Sophomore Season (2025)

- Has a .394 batting average in 40 starts and 47 appearances this season.
- Hit 3-for-7, including a home run and five RBI in SEC series at Georgia (March 21-23).
- Hit her first career home run, a two-run shot, versus Weber State (March 1).
- Finished 2024 with a .300 batting average with 27 hits, 22 runs, 4 RBI and was 5-for-5 in stolen bases.
- A two-time Arizona Conference Offensive Player of the Year and 2021 Region Player of the Year.

2025 SEASON GAME-BY-GAME

| Date | Opponent | Pos | AB | R | H | RBI | 2B | 3B | HR | BB | SB | CS | HBP | SAC | SF | GDP | K | PO | A | E | Avg |
|--------|------------------------|-------|----|----|----|-----|----|----|----|----|----|----|-----|-----|----|-----|----|----|----|---|-------|
| Feb 07 | CENTRAL ARK | *2b | 2 | 1 | 2 | 2 | 1 | 0 | 0 | 0 | 0 | 0 | 0 | 0 | 0 | 0 | 0 | 0 | 0 | 0 | 1.000 |
| Feb 08 | CENTRAL ARK | *2b | 2 | 0 | 0 | 0 | 0 | 0 | 0 | 1 | 0 | 0 | 0 | 0 | 0 | 0 | 0 | 0 | 0 | 0 | .500 |
| Feb 14 | UT ARLINGTON | 2b | 0 | 0 | 0 | 0 | 0 | 0 | 0 | 0 | 0 | 0 | 0 | 0 | 0 | 0 | 0 | 1 | 0 | 0 | .500 |
| Feb 14 | NORTHWESTERN | 2b | 0 | 0 | 0 | 0 | 0 | 0 | 0 | 0 | 0 | 0 | 0 | 0 | 0 | 0 | 0 | 0 | 0 | 0 | .500 |
| Feb 15 | VIRGINIA TECH | *2b | 3 | 1 | 1 | 0 | 0 | 0 | 0 | 0 | 1 | 0 | 1 | 0 | 0 | 0 | 0 | 3 | 1 | 0 | .429 |
| Feb 16 | VIRGINIA TECH | *2b | 1 | 0 | 0 | 1 | 0 | 0 | 0 | 0 | 0 | 0 | 0 | 0 | 1 | 0 | 1 | 0 | 2 | 1 | .375 |
| Feb 21 | PENN ST | *2b | 2 | 1 | 0 | 0 | 0 | 0 | 0 | 0 | 0 | 0 | 0 | 0 | 0 | 0 | 1 | 2 | 2 | 0 | .300 |
| Feb 22 | SOUTHERN MISS | ph/2b | 2 | 1 | 1 | 0 | 0 | 0 | 0 | 0 | 0 | 0 | 0 | 0 | 0 | 0 | 0 | 0 | 0 | 0 | .333 |
| Feb 22 | NICHOLLS | *2b | 2 | 2 | 2 | 0 | 0 | 0 | 0 | 0 | 1 | 0 | 0 | 0 | 0 | 0 | 0 | 2 | 1 | 0 | .429 |
| Feb 27 | vs UCLA | *2b | 3 | 0 | 1 | 1 | 0 | 0 | 0 | 0 | 0 | 0 | 0 | 0 | 0 | 0 | 1 | 2 | 2 | 0 | .412 |
| Feb 27 | at Cal State Fullerton | *2b | 3 | 1 | 2 | 2 | 0 | 0 | 0 | 0 | 1 | 0 | 0 | 1 | 0 | 0 | 0 | 1 | 1 | 0 | .450 |
| Feb 28 | vs Utah | *2b | 2 | 0 | 1 | 0 | 0 | 0 | 0 | 1 | 0 | 1 | 0 | 0 | 0 | 0 | 0 | 1 | 1 | 0 | .455 |
| Feb 28 | vs Notre Dame | *2b | 2 | 1 | 1 | 1 | 1 | 0 | 0 | 0 | 0 | 0 | 0 | 0 | 0 | 0 | 1 | 0 | 2 | 0 | .458 |
| Mar 01 | vs Weber St. | *2b | 1 | 2 | 1 | 2 | 0 | 0 | 1 | 1 | 0 | 0 | 0 | 1 | 0 | 0 | 0 | 3 | 1 | 0 | .480 |
| Mar 05 | ULM | *2b | 2 | 2 | 1 | 0 | 0 | 0 | 0 | 0 | 1 | 0 | 1 | 0 | 0 | 0 | 0 | 2 | 1 | 0 | .481 |
| Mar 07 | SOUTH ALABAMA | *2b | 2 | 1 | 0 | 0 | 0 | 0 | 0 | 1 | 0 | 0 | 0 | 0 | 0 | 0 | 1 | 0 | 2 | 0 | .448 |
| Mar 07 | SOUTH ALABAMA | *2b | 2 | 0 | 0 | 0 | 0 | 0 | 0 | 0 | 0 | 0 | 0 | 0 | 0 | 0 | 0 | 2 | 0 | 0 | .419 |
| Mar 08 | MINNESOTA | *2b | 2 | 2 | 1 | 1 | 0 | 0 | 0 | 1 | 1 | 0 | 0 | 0 | 0 | 0 | 0 | 0 | 1 | 0 | .424 |
| Mar 09 | MINNESOTA | *2b | 2 | 3 | 2 | 0 | 0 | 0 | 0 | 1 | 0 | 0 | 0 | 0 | 0 | 0 | 0 | 1 | 3 | 0 | .457 |
| Mar 11 | ULL | *2b | 1 | 0 | 1 | 2 | 0 | 0 | 0 | 0 | 0 | 0 | 0 | 0 | 1 | 0 | 0 | 2 | 1 | 0 | .472 |
| Mar 14 | KENTUCKY | *2b | 2 | 0 | 0 | 0 | 0 | 0 | 0 | 1 | 0 | 0 | 0 | 0 | 0 | 0 | 0 | 0 | 5 | 0 | .447 |
| Mar 15 | KENTUCKY | *2b | 2 | 0 | 0 | 0 | 0 | 0 | 0 | 0 | 0 | 0 | 0 | 0 | 0 | 0 | 0 | 1 | 2 | 0 | .425 |
| Mar 16 | KENTUCKY | *2b | 1 | 1 | 0 | 0 | 0 | 0 | 0 | 1 | 0 | 0 | 0 | 0 | 0 | 0 | 0 | 1 | 1 | 0 | .415 |
| Mar 21 | at Georgia | *2b | 2 | 2 | 1 | 1 | 0 | 0 | 1 | 1 | 0 | 0 | 0 | 0 | 0 | 0 | 0 | 2 | 1 | 1 | .419 |
| Mar 22 | at Georgia | *2b | 2 | 0 | 1 | 3 | 0 | 0 | 0 | 2 | 0 | 0 | 0 | 0 | 0 | 0 | 0 | 1 | 1 | 0 | .422 |
| Mar 23 | at Georgia | *2b | 3 | 0 | 1 | 1 | 0 | 0 | 0 | 0 | 1 | 0 | 0 | 0 | 0 | 0 | 0 | 1 | 1 | 0 | .417 |
| Mar 25 | at ULL | *2b | 4 | 1 | 1 | 0 | 0 | 0 | 0 | 0 | 0 | 0 | 0 | 0 | 0 | 0 | 2 | 0 | 1 | 0 | .404 |
| Mar 28 | SOUTH CAROLINA | *2b | 3 | 0 | 0 | 0 | 0 | 0 | 0 | 0 | 0 | 0 | 0 | 0 | 0 | 0 | 1 | 0 | 1 | 0 | .382 |
| Mar 30 | SOUTH CAROLINA-1 | *2b | 2 | 1 | 0 | 0 | 0 | 0 | 0 | 1 | 0 | 0 | 0 | 0 | 0 | 0 | 0 | 0 | 2 | 1 | .368 |
| Mar 30 | SOUTH CAROLINA-2 | *2b | 2 | 0 | 0 | 0 | 0 | 0 | 0 | 0 | 0 | 0 | 0 | 0 | 0 | 0 | 1 | 1 | 3 | 0 | .356 |
| Apr 05 | ALABAMA | *2b | 3 | 0 | 1 | 0 | 0 | 0 | 0 | 0 | 1 | 0 | 0 | 0 | 0 | 0 | 0 | 0 | 0 | 0 | .355 |
| Apr 09 | LOUISIANA TECH | ph | 1 | 1 | 1 | 0 | 0 | 0 | 0 | 0 | 0 | 0 | 0 | 0 | 0 | 0 | 0 | 0 | 0 | 0 | .365 |
| Apr 11 | at Texas A&M | 2b | 0 | 0 | 0 | 0 | 0 | 0 | 0 | 0 | 0 | 0 | 0 | 0 | 0 | 0 | 0 | 0 | 0 | 0 | .365 |
| Apr 12 | at Texas A&M | 2b | 0 | 0 | 0 | 0 | 0 | 0 | 0 | 0 | 0 | 0 | 0 | 0 | 0 | 0 | 0 | 1 | 2 | 0 | .365 |
| Apr 13 | at Texas A&M | *2b | 2 | 0 | 0 | 0 | 0 | 0 | 0 | 0 | 0 | 0 | 0 | 0 | 0 | 0 | 0 | 1 | 2 | 0 | .354 |
| Apr 17 | at Texas | *2b | 3 | 0 | 2 | 0 | 0 | 0 | 0 | 0 | 0 | 0 | 0 | 0 | 0 | 0 | 0 | 1 | 2 | 4 | .368 |
| Apr 18 | at Texas | *2b | 3 | 0 | 1 | 0 | 0 | 0 | 0 | 0 | 0 | 0 | 0 | 0 | 0 | 0 | 0 | 3 | 2 | 0 | .366 |
| Apr 19 | at Texas | *2b | 3 | 1 | 1 | 0 | 0 | 0 | 0 | 0 | 0 | 0 | 0 | 0 | 0 | 0 | 0 | 1 | 2 | 0 | .365 |
| Apr 22 | MCNEESE | 2b | 0 | 0 | 0 | 0 | 0 | 0 | 0 | 0 | 0 | 0 | 0 | 0 | 0 | 0 | 0 | 0 | 0 | 0 | .365 |
| Apr 26 | FLORIDA | *2b | 2 | 0 | 1 | 0 | 0 | 0 | 0 | 0 | 0 | 0 | 0 | 0 | 0 | 0 | 1 | 1 | 1 | 0 | .368 |
| Apr 27 | FLORIDA | *2b | 3 | 0 | 2 | 1 | 0 | 0 | 0 | 0 | 0 | 0 | 0 | 0 | 0 | 0 | 0 | 5 | 3 | 0 | .380 |
| Apr 28 | FLORIDA | *2b | 2 | 1 | 1 | 0 | 0 | 0 | 0 | 0 | 0 | 0 | 1 | 0 | 0 | 0 | 0 | 2 | 2 | 0 | .383 |
| May 01 | at Arkansas | *2b | 3 | 2 | 1 | 0 | 0 | 0 | 0 | 1 | 0 | 0 | 0 | 0 | 0 | 0 | 0 | 2 | 2 | 1 | .381 |
| May 02 | at Arkansas | *2b | 3 | 2 | 2 | 0 | 1 | 0 | 0 | 0 | 0 | 0 | 0 | 0 | 0 | 0 | 0 | 1 | 1 | 0 | .391 |
| May 03 | at Arkansas | *2b | 2 | 0 | 1 | 0 | 1 | 0 | 0 | 0 | 0 | 0 | 0 | 0 | 0 | 0 | 0 | 3 | 3 | 0 | .393 |
| May 07 | vs Mississippi State | *2b | 3 | 1 | 2 | 0 | 1 | 0 | 0 | 0 | 0 | 0 | 0 | 0 | 0 | 0 | 1 | 2 | 0 | 0 | .402 |
| May 08 | vs Oklahoma | *2b | 2 | 0 | 0 | 0 | 0 | 0 | 0 | 1 | 0 | 0 | 0 | 0 | 0 | 0 | 0 | 1 | 1 | 3 | .394 |
| Totals | | 40gs | 94 | 31 | 37 | 18 | 5 | 0 | 2 | 14 | 7 | 1 | 3 | 2 | 2 | 0 | 14 | 54 | 69 | 4 | .394 |

On base pct. .478 • Slugging pct. .511

DANIEL'S CAREER STATS

| Year | avg | gp-gs | ab | r | h | 2b | 3b | hr | rbi | tb | slg% | bb | hbp | so | gdp | ob% | sf | sh | sb-att | po | a | e | fld% |
|-------|------|-------|-----|----|----|----|----|----|-----|----|------|----|-----|----|-----|------|----|----|--------|----|-----|----|------|
| 2024 | .300 | 40-32 | 90 | 22 | 27 | 1 | 1 | 0 | 4 | 30 | .333 | 11 | 0 | 8 | 0 | .376 | 0 | 3 | 5-5 | 21 | 34 | 7 | .887 |
| 2025 | .394 | 47-40 | 94 | 31 | 37 | 5 | 0 | 2 | 18 | 48 | .511 | 14 | 3 | 14 | 0 | .478 | 2 | 2 | 7-8 | 54 | 69 | 4 | .969 |
| TOTAL | .348 | 87-72 | 184 | 53 | 64 | 6 | 1 | 2 | 22 | 78 | .424 | 25 | 3 | 22 | 0 | .430 | 2 | 5 | 12-13 | 75 | 103 | 11 | .942 |



McKAELA WALKER

27

Infield • 5-3 • Junior • R/R • 2L • Marietta, Ga. (Marietta HS)

| SINGLE-GAME SEASON HIGHS | |
|--------------------------|---|
| Hits | 2, Charlotte (02/07/25) |
| Doubles | 1, Charlotte (02/07/25) |
| Triples | N/A |
| Home Runs | 1, vs. Notre Dame (02/28/25) |
| Total Bases | 4, vs. Notre Dame (02/28/25) |
| RBIs | 3, vs. Notre Dame (02/28/25) |
| Runs Scored | 2, Charlotte (02/08/25) Central Arkansas (02/07/25) |
| Walks | 2, vs. Weber State (03/01/25) |
| Hit By Pitch | 1, Three Times |
| Sacrifice Flies | 1, Minnesota (03/08/25) |
| Sac Hits | N/A |
| At Bats | 4, #21/22 Northwestern (02/14/25) Charlotte (02/07/25) |
| Stolen Bases | N/A |
| Putouts | 1,Three Times |
| Assists | N/A |
| SINGLE-GAME CAREER HIGHS | |
| Hits | 2, Charlotte (02/07/25) |
| Doubles | 1, Charlotte (02/07/25) Southeastern La. (04/10/24) |
| Triples | 1, Prairie View A&M (05/19/23) |
| Home Runs | 1, vs. Notre Dame (02/28/25) at Nicholls (03/26/24) |
| Total Bases | 4, vs. Notre Dame (02/28/25) at Nicholls (03/26/24)) |
| RBIs | 3, vs. Notre Dame (02/28/25) at Nicholls (03/26/24) |
| Runs Scored | 2, Charlotte (02/08/25) Central Arkansas (02/07/25) |
| Walks | 2, vs. Weber State (03/01/25) at Nicholls (03/26/24) |
| Hit By Pitch | 1, Four Times |
| Sacrifice Flies | 1, Minnesota (03/08/25) |
| Sac Hits | N/A |
| At Bats | 4, #21/22 Northwestern (02/14/25) Charlotte (02/07/25) |
| Stolen Bases | N/A |
| Putouts | 3, McNeese (03/21/23) |
| Assists | 3, #4/5 Tennessee (03/19/23) |

Complete bio

Junior Season (2025)

- Hit a three-run homer versus Notre Dame on Feb. 28.
- Had 15 at-bats, three RBI, five walks, and a .400 slugging percentage in 2023 and 2024.
- Her first hit in 2024 was her first career home run at Nicholls in 2024. Also drew a career-high two walks.
- Initially signed with LSU in November to join 2024 roster, but played on the 2023 team, becoming the first true freshman mid-year enrollee since 2002 for the Tigers.

2025 SEASON GAME-BY-GAME

| Date | Opponent | Pos | AB | R | H | RBI | 2B | 3B | HR | BB | SB | CS | HBP | SAC | SF | GDP | K | PO | A | E | Avg | |
|--------|------------------|--------|------|----|----|-----|----|----|----|----|----|----|-----|-----|----|-----|---|----|---|---|------|------|
| Feb 07 | CHARLOTTE | *dh | 4 | 1 | 2 | 2 | 1 | 0 | 0 | 0 | 0 | 0 | 0 | 0 | 0 | 0 | 0 | 0 | 0 | 0 | .500 | |
| Feb 07 | CENTRAL ARK | *of | 1 | 2 | 1 | 0 | 0 | 0 | 0 | 0 | 0 | 0 | 1 | 0 | 0 | 0 | 0 | 0 | 1 | 0 | .600 | |
| Feb 08 | CHARLOTTE | *of | 2 | 2 | 1 | 0 | 0 | 0 | 0 | 1 | 0 | 0 | 0 | 0 | 0 | 0 | 0 | 1 | 0 | 0 | .571 | |
| Feb 08 | CENTRAL ARK | *dh | 2 | 0 | 0 | 0 | 0 | 0 | 0 | 0 | 0 | 0 | 0 | 0 | 0 | 0 | 0 | 0 | 0 | 0 | .444 | |
| Feb 09 | SOUTHEASTERN LA | *dh | 2 | 0 | 0 | 1 | 0 | 0 | 0 | 1 | 0 | 0 | 0 | 0 | 0 | 0 | 0 | 0 | 0 | 0 | .364 | |
| Feb 14 | UT ARLINGTON | *of | 2 | 0 | 1 | 1 | 0 | 0 | 0 | 0 | 0 | 0 | 0 | 0 | 0 | 0 | 0 | 1 | 0 | 0 | .385 | |
| Feb 14 | NORTHWESTERN | *of | 4 | 0 | 0 | 0 | 0 | 0 | 0 | 0 | 0 | 0 | 0 | 0 | 0 | 0 | 2 | 0 | 0 | 0 | .294 | |
| Feb 15 | NORTHWESTERN | *of/dh | 2 | 0 | 0 | 0 | 0 | 0 | 0 | 0 | 0 | 0 | 0 | 0 | 0 | 0 | 0 | 0 | 0 | 0 | .263 | |
| Feb 27 | vs UCLA | *dh | 3 | 0 | 0 | 0 | 0 | 0 | 0 | 0 | 0 | 0 | 0 | 0 | 0 | 0 | 2 | 0 | 0 | 0 | .227 | |
| Feb 28 | vs Notre Dame | *dh | 2 | 1 | 1 | 3 | 0 | 0 | 1 | 1 | 0 | 0 | 0 | 0 | 0 | 0 | 0 | 0 | 0 | 0 | .250 | |
| Mar 01 | vs Weber St. | *dh | 0 | 1 | 0 | 0 | 0 | 0 | 0 | 2 | 0 | 1 | 0 | 0 | 0 | 0 | 0 | 0 | 0 | 0 | .250 | |
| Mar 05 | ULM | *dh | 3 | 0 | 0 | 0 | 0 | 0 | 0 | 0 | 0 | 0 | 0 | 0 | 0 | 0 | 0 | 1 | 0 | 0 | .222 | |
| Mar 07 | SOUTH ALABAMA | ph/of | 1 | 1 | 0 | 0 | 0 | 0 | 0 | 1 | 0 | 0 | 0 | 0 | 0 | 0 | 0 | 0 | 0 | 0 | .214 | |
| Mar 08 | MINNESOTA | *dh | 1 | 1 | 1 | 2 | 0 | 0 | 0 | 1 | 0 | 0 | 0 | 0 | 0 | 0 | 0 | 0 | 0 | 0 | .241 | |
| Mar 09 | MINNESOTA | *dh | 2 | 1 | 1 | 1 | 0 | 0 | 0 | 0 | 0 | 0 | 1 | 0 | 0 | 0 | 0 | 1 | 0 | 0 | .258 | |
| Mar 14 | KENTUCKY | *dh | 2 | 1 | 0 | 0 | 0 | 0 | 0 | 1 | 0 | 0 | 0 | 0 | 0 | 0 | 0 | 0 | 0 | 0 | .242 | |
| Mar 21 | at Georgia | *dh | 3 | 0 | 0 | 0 | 0 | 0 | 0 | 0 | 0 | 0 | 0 | 0 | 0 | 0 | 0 | 0 | 0 | 0 | .222 | |
| Mar 22 | at Georgia | *dh | 3 | 1 | 0 | 1 | 0 | 0 | 0 | 1 | 0 | 0 | 0 | 0 | 0 | 0 | 0 | 1 | 0 | 0 | .205 | |
| Mar 23 | at Georgia | *dh | 1 | 0 | 0 | 0 | 0 | 0 | 0 | 1 | 0 | 0 | 0 | 0 | 0 | 0 | 0 | 0 | 0 | 0 | .200 | |
| Mar 26 | at ULL | ph/dh | 1 | 0 | 0 | 0 | 0 | 0 | 0 | 0 | 0 | 0 | 1 | 0 | 0 | 0 | 0 | 0 | 0 | 0 | .195 | |
| Mar 30 | SOUTH CAROLINA-1 | ph | 1 | 0 | 0 | 0 | 0 | 0 | 0 | 0 | 0 | 0 | 0 | 0 | 0 | 0 | 0 | 0 | 0 | 0 | .190 | |
| Apr 18 | at Texas | ph | 1 | 0 | 0 | 0 | 0 | 0 | 0 | 0 | 0 | 0 | 0 | 0 | 0 | 0 | 0 | 0 | 0 | 0 | .186 | |
| Apr 22 | MCNEESE | *dh | 2 | 0 | 0 | 0 | 0 | 0 | 0 | 0 | 0 | 0 | 0 | 0 | 0 | 0 | 0 | 1 | 0 | 0 | .178 | |
| Apr 26 | FLORIDA | pr | 0 | 0 | 0 | 0 | 0 | 0 | 0 | 0 | 0 | 0 | 0 | 0 | 0 | 0 | 0 | 0 | 0 | 0 | .178 | |
| Apr 27 | FLORIDA | pr | 0 | 1 | 0 | 0 | 0 | 0 | 0 | 0 | 0 | 0 | 0 | 0 | 0 | 0 | 0 | 0 | 0 | 0 | .178 | |
| Apr 28 | FLORIDA | pr | 0 | 1 | 0 | 0 | 0 | 0 | 0 | 0 | 0 | 0 | 0 | 0 | 0 | 0 | 0 | 0 | 0 | 0 | .178 | |
| Totals | | | 19gs | 45 | 14 | 8 | 11 | 1 | 0 | 1 | 10 | 0 | 1 | 3 | 0 | 1 | 0 | 8 | 3 | 0 | 0 | .178 |

On base pct. .356 • Slugging pct. .267

WALKER'S CAREER STATS

| Year | avg | gp-gs | ab | r | h | 2b | 3b | hr | rbi | tb | slg% | bb | hbp | so | gdp | ob% | sf | sh | sb-att | po | a | e | fld% |
|-------|------|-------|----|----|----|----|----|----|-----|----|------|----|-----|----|-----|------|----|----|--------|----|---|---|-------|
| 2023 | .267 | 16-6 | 15 | 4 | 4 | 0 | 1 | 0 | 3 | 6 | .400 | 5 | 1 | 4 | 1 | .476 | 0 | 0 | 0-0 | 8 | 7 | 4 | .789 |
| 2024 | .133 | 14-3 | 15 | 3 | 2 | 1 | 0 | 1 | 3 | 6 | .400 | 5 | 0 | 8 | 0 | .350 | 0 | 0 | 0-0 | 0 | 0 | 0 | .000 |
| 2025 | .178 | 26-19 | 45 | 14 | 8 | 1 | 0 | 1 | 11 | 12 | .267 | 10 | 3 | 8 | 0 | .356 | 1 | 0 | 0-1 | 3 | 0 | 0 | 1.000 |
| TOTAL | .187 | 56-28 | 75 | 21 | 14 | 2 | 1 | 2 | 17 | 24 | .320 | 20 | 4 | 20 | 1 | .380 | 1 | 0 | 0-1 | 11 | 7 | 4 | .818 |



JADA PHILLIPS

28

Catcher/Utility • 5-4 • Freshman • R/R • HS • Bradenton, Fla. (Braden River HS)

| SINGLE-GAME SEASON HIGHS | |
|--------------------------|-----------------------------|
| Hits | N/A |
| Doubles | N/A |
| Triples | N/A |
| Home Runs | N/A |
| Total Bases | N/A |
| RBI's | 1, South Alabama (03/07/25) |
| Runs Scored | N/A |
| Walks | N/A |
| Hit By Pitch | N/A |
| Sacrifice Flies | N/A |
| Sac Hits | N/A |
| At Bats | 2, Four Times |
| Stolen Bases | N/A |
| Putouts | 10, UT Arlington (02/14/25) |
| Assists | 2, UT Arlington (02/14/25) |

| SINGLE-GAME CAREER HIGHS | |
|--------------------------|-----------------------------|
| Hits | N/A |
| Doubles | N/A |
| Triples | N/A |
| Home Runs | N/A |
| Total Bases | N/A |
| RBI's | 1, South Alabama (03/07/25) |
| Runs Scored | N/A |
| Walks | N/A |
| Hit By Pitch | N/A |
| Sacrifice Flies | N/A |
| Sac Hits | N/A |
| At Bats | 2, Four Times |
| Stolen Bases | N/A |
| Putouts | 10, UT Arlington (02/14/25) |
| Assists | 2, UT Arlington (02/14/25) |

[Complete bio](#)

Freshman Season (2025)

- Recorded first collegiate RBI with a groundout versus South Alabama (March 7).
- A three-time Player of the Year and Offensive and Defensive MVP (2021-2022, 2024).
- Won 2023 Atlanta Legacy Tournament with LLG Corn DPS club.
- Played club ball for Hotshots/Mojo Ross (2018-2020), Tampa Mustangs/LLG Maguire (2020-2021), Tampa Mustangs TJ (2021) and LLG Corn DPS (2021-2024).

2025 SEASON GAME-BY-GAME

| Date | Opponent | Pos | AB | R | H | RBI | 2B | 3B | HR | BB | SB | CS | HBP | SAC | SF | GDP | K | PO | A | E | Avg |
|--------|----------------|-------|----|---|---|-----|----|----|----|----|----|----|-----|-----|----|-----|---|----|---|---|------|
| Feb 08 | CHARLOTTE | *c | 2 | 0 | 0 | 0 | 0 | 0 | 0 | 0 | 0 | 0 | 0 | 0 | 0 | 0 | 0 | 4 | 0 | 0 | .000 |
| Feb 14 | UT ARLINGTON | *c | 2 | 0 | 0 | 0 | 0 | 0 | 0 | 0 | 0 | 0 | 0 | 0 | 0 | 0 | 1 | 10 | 2 | 0 | .000 |
| Feb 21 | SOUTHERN MISS | *c/dh | 2 | 0 | 0 | 0 | 0 | 0 | 0 | 0 | 0 | 0 | 0 | 0 | 0 | 0 | 0 | 4 | 0 | 0 | .000 |
| Mar 01 | vs Weber St. | c | 1 | 0 | 0 | 0 | 0 | 0 | 0 | 0 | 0 | 0 | 0 | 0 | 0 | 0 | 1 | 4 | 0 | 0 | .000 |
| Mar 07 | SOUTH ALABAMA | ph/c | 1 | 0 | 0 | 1 | 0 | 0 | 0 | 0 | 0 | 0 | 0 | 0 | 0 | 0 | 0 | 1 | 1 | 0 | .000 |
| Apr 09 | LOUISIANA TECH | *c | 2 | 0 | 0 | 0 | 0 | 0 | 0 | 0 | 0 | 0 | 0 | 0 | 0 | 0 | 1 | 6 | 0 | 0 | .000 |
| Totals | | 4gs | 10 | 0 | 0 | 1 | 0 | 0 | 0 | 0 | 0 | 0 | 0 | 0 | 0 | 0 | 3 | 29 | 3 | 0 | .000 |

On base pct. .000 • Slugging pct. .000

PHILLIPS' CAREER STATS

| Year | avg | gp-gs | ab | r | h | 2b | 3b | hr | rbi | tb | slg% | bb | hbp | so | gdp | ob% | sf | sh | sb-att | po | a | e | fld% |
|-------|------|-------|----|---|---|----|----|----|-----|----|------|----|-----|----|-----|------|----|----|--------|----|---|---|-------|
| 2025 | .000 | 6-4 | 10 | 0 | 0 | 0 | 0 | 0 | 1 | 0 | .000 | 0 | 0 | 3 | 0 | .000 | 0 | 0 | 0-0 | 29 | 3 | 0 | 1.000 |
| TOTAL | .000 | 6-4 | 10 | 0 | 0 | 0 | 0 | 0 | 1 | 0 | .000 | 0 | 0 | 3 | 0 | .000 | 0 | 0 | 0-0 | 29 | 3 | 0 | 1.000 |



SYDNEY BERZON

29

Pitcher • 6-0 • Junior • R/R • 2L • Buffalo, N.Y. (Baylor HS)

SINGLE-GAME SEASON HIGHS

| | |
|-----------------|--|
| Innings Pitched | 8.0, #10/11 South Carolina (03/30/25) |
| Strikeouts | 9, South Alabama (03/07/25) #17/18 Virginia Tech (02/16/25) |
| Batters Faced | 40, #10/11 South Carolina (03/30/25) |
| Putouts | 1, #23 Kentucky (03/16/25) |
| Assists | 4, #10/11 South Carolina (03/30/25) |
| Runners CS | N/A |

SINGLE-GAME CAREER HIGHS

| | |
|-----------------|----------------------------------|
| Innings Pitched | 14.0, vs. #20 Alabama (05/08/24) |
| Strikeouts | 13, Boise State (02/22/24) |
| Batters Faced | 56, vs. #20 Alabama (05/08/24) |
| Putouts | 1, Six Times |
| Assists | 6, vs. #20 Alabama (05/08/24) |
| Runners CS | 1, Four Times |

Complete bio

Junior Season (2025)

- Started the 2025 season with a 13-0 record in the circle, marking the best start for an LSU pitcher.
- Recorded all three wins in the SEC series against then-No. 23 Kentucky (March 14-16)
- Is a two-time NFCA All-American selection.
- Threw a career-high 13 strikeouts vs. Boise St. (Feb. 22, 2024).
- Threw a SEC Tournament record 14.0 innings (208 pitches) in the 2-1 win over No. 20 Alabama (May 8, 2024).

2025 SEASON GAME-BY-GAME

| Date | Opponent | Pos | AB | R | H | RBI | 2B | 3B | HR | BB | SB | CS | HBP | SAC | SF | GDP | K | PO | A | E | Avg |
|--------|------------------|------|----|---|---|-----|----|----|----|----|----|----|-----|-----|----|-----|---|----|----|---|------|
| Feb 09 | SOUTHEASTERN LA | *p | 0 | 0 | 0 | 0 | 0 | 0 | 0 | 0 | 0 | 0 | 0 | 0 | 0 | 0 | 0 | 0 | 0 | 0 | .000 |
| Feb 15 | NORTHWESTERN | *p | 0 | 0 | 0 | 0 | 0 | 0 | 0 | 0 | 0 | 0 | 0 | 0 | 0 | 0 | 0 | 2 | 0 | 0 | .000 |
| Feb 16 | VIRGINIA TECH | *p | 0 | 0 | 0 | 0 | 0 | 0 | 0 | 0 | 0 | 0 | 0 | 0 | 0 | 0 | 0 | 1 | 0 | 0 | .000 |
| Feb 28 | vs Notre Dame | *p | 0 | 0 | 0 | 0 | 0 | 0 | 0 | 0 | 0 | 0 | 0 | 0 | 0 | 0 | 0 | 0 | 1 | 0 | .000 |
| Mar 07 | SOUTH ALABAMA | *p | 0 | 0 | 0 | 0 | 0 | 0 | 0 | 0 | 0 | 0 | 0 | 0 | 0 | 0 | 0 | 2 | 0 | 0 | .000 |
| Mar 09 | MINNESOTA | *p | 0 | 0 | 0 | 0 | 0 | 0 | 0 | 0 | 0 | 0 | 0 | 0 | 0 | 0 | 0 | 0 | 1 | 0 | .000 |
| Mar 14 | KENTUCKY | *p | 0 | 0 | 0 | 0 | 0 | 0 | 0 | 0 | 0 | 0 | 0 | 0 | 0 | 0 | 0 | 0 | 2 | 0 | .000 |
| Mar 16 | KENTUCKY | *p | 0 | 0 | 0 | 0 | 0 | 0 | 0 | 0 | 0 | 0 | 0 | 0 | 0 | 0 | 0 | 1 | 3 | 0 | .000 |
| Mar 21 | at Georgia | *p | 0 | 0 | 0 | 0 | 0 | 0 | 0 | 0 | 0 | 0 | 0 | 0 | 0 | 0 | 0 | 0 | 3 | 1 | .000 |
| Mar 23 | at Georgia | *p | 0 | 0 | 0 | 0 | 0 | 0 | 0 | 0 | 0 | 0 | 0 | 0 | 0 | 0 | 0 | 0 | 1 | 0 | .000 |
| Mar 30 | SOUTH CAROLINA-1 | *p | 0 | 0 | 0 | 0 | 0 | 0 | 0 | 0 | 0 | 0 | 0 | 0 | 0 | 0 | 0 | 4 | 0 | 0 | .000 |
| Apr 05 | ALABAMA | *p | 0 | 0 | 0 | 0 | 0 | 0 | 0 | 0 | 0 | 0 | 0 | 0 | 0 | 0 | 0 | 0 | 0 | 1 | .000 |
| Apr 11 | at Texas A&M | *p | 0 | 0 | 0 | 0 | 0 | 0 | 0 | 0 | 0 | 0 | 0 | 0 | 0 | 0 | 0 | 0 | 1 | 0 | .000 |
| Apr 18 | at Texas | *p | 0 | 0 | 0 | 0 | 0 | 0 | 0 | 0 | 0 | 0 | 0 | 0 | 0 | 0 | 0 | 0 | 0 | 1 | .000 |
| Apr 27 | FLORIDA | *p | 0 | 0 | 0 | 0 | 0 | 0 | 0 | 0 | 0 | 0 | 0 | 0 | 0 | 0 | 0 | 0 | 1 | 0 | .000 |
| May 01 | at Arkansas | *p | 0 | 0 | 0 | 0 | 0 | 0 | 0 | 0 | 0 | 0 | 0 | 0 | 0 | 0 | 0 | 0 | 0 | 1 | .000 |
| May 08 | vs Oklahoma | *p | 0 | 0 | 0 | 0 | 0 | 0 | 0 | 0 | 0 | 0 | 0 | 0 | 0 | 0 | 0 | 0 | 1 | 0 | .000 |
| Totals | | 15gs | 0 | 0 | 0 | 0 | 0 | 0 | 0 | 0 | 0 | 0 | 0 | 0 | 0 | 0 | 0 | 1 | 24 | 4 | .000 |

On base pct. .000 • Slugging pct. .000

#29 Sydney Berzon - 28 appearances (All games)

| Date | Opponent | GS | IP | H | R | ER | BB | SO | 2B | 3B | HR | WP | BK | HBP | IBB | Score | W-L | Sv | ERA | NP |
|--------|------------------|----|-------|-----|----|----|----|----|----|----|----|----|----|-----|-----|--------|------|----|------|-----|
| Feb 07 | CENTRAL ARK | * | 5.0 | 2 | 0 | 0 | 0 | 5 | 0 | 0 | 0 | 0 | 0 | 0 | 0 | 10-0 | 1-0 | 0 | 0.00 | 61 |
| Feb 09 | SOUTHEASTERN LA | * | 7.0 | 6 | 2 | 1 | 1 | 4 | 1 | 0 | 0 | 0 | 0 | 1 | 0 | 3-2 | 2-0 | 0 | 0.58 | 98 |
| Feb 15 | NORTHWESTERN | * | 5.0 | 2 | 0 | 0 | 2 | 7 | 0 | 0 | 0 | 0 | 1 | 0 | 0 | 8-0 | 3-0 | 0 | 0.41 | 78 |
| Feb 16 | VIRGINIA TECH | * | 7.0 | 8 | 4 | 3 | 1 | 9 | 2 | 0 | 2 | 1 | 0 | 0 | 0 | 7-4 | 4-0 | 0 | 1.17 | 126 |
| Feb 21 | PENN ST | * | 7.0 | 5 | 1 | 1 | 1 | 5 | 2 | 0 | 0 | 0 | 1 | 0 | 0 | 10-1 | 4-0 | 0 | 1.21 | 85 |
| Feb 27 | vs UCLA | * | 7.0 | 5 | 1 | 1 | 1 | 4 | 1 | 0 | 0 | 1 | 0 | 0 | 0 | 2-1 | 6-0 | 0 | 1.17 | 102 |
| Feb 28 | vs Notre Dame | * | 5.0 | 2 | 0 | 0 | 0 | 7 | 0 | 0 | 0 | 0 | 0 | 2 | 0 | 10-0 | 7-0 | 0 | 1.02 | 55 |
| Mar 07 | SOUTH ALABAMA | * | 7.0 | 2 | 0 | 0 | 1 | 9 | 0 | 0 | 0 | 0 | 1 | 0 | 1 | 2-0 | 8-0 | 0 | 0.88 | 101 |
| Mar 09 | MINNESOTA | * | 5.0 | 10 | 2 | 2 | 1 | 3 | 0 | 0 | 1 | 0 | 0 | 0 | 0 | 10-2 | 9-0 | 0 | 1.06 | 82 |
| Mar 14 | KENTUCKY | * | 7.0 | 3 | 1 | 0 | 2 | 5 | 0 | 0 | 0 | 0 | 0 | 0 | 0 | 4-1 | 10-0 | 0 | 0.93 | 89 |
| Mar 15 | KENTUCKY | * | 1.1 | 0 | 0 | 0 | 0 | 0 | 0 | 0 | 0 | 0 | 0 | 0 | 0 | 6-4 | 11-0 | 0 | 0.91 | 13 |
| Mar 16 | KENTUCKY | * | 7.0 | 9 | 2 | 2 | 1 | 4 | 2 | 0 | 0 | 0 | 0 | 0 | 1 | 8-2 | 12-0 | 0 | 1.02 | 116 |
| Mar 21 | at Georgia | * | 7.0 | 5 | 3 | 1 | 3 | 4 | 0 | 0 | 0 | 0 | 0 | 0 | 0 | 5-3 | 13-0 | 0 | 1.02 | 105 |
| Mar 23 | at Georgia | * | 3.1 | 8 | 9 | 9 | 1 | 4 | 0 | 0 | 1 | 1 | 0 | 0 | 0 | 3-11 | 13-1 | 0 | 1.78 | 67 |
| Mar 28 | SOUTH CAROLINA | * | 5.0 | 5 | 3 | 3 | 1 | 4 | 0 | 0 | 0 | 0 | 0 | 1 | 0 | 11-3 | 14-1 | 0 | 1.92 | 88 |
| Mar 30 | SOUTH CAROLINA-1 | * | 8.0 | 6 | 5 | 4 | 4 | 4 | 2 | 0 | 0 | 0 | 0 | 2 | 0 | 3-5 | 14-2 | 0 | 2.06 | 157 |
| Apr 04 | ALABAMA | * | 5.0 | 4 | 0 | 0 | 0 | 5 | 0 | 0 | 0 | 1 | 0 | 0 | 0 | 8-0 | 15-2 | 0 | 1.96 | 68 |
| Apr 05 | ALABAMA | * | 1.0 | 0 | 0 | 0 | 1 | 1 | 0 | 0 | 0 | 0 | 0 | 0 | 0 | 2-1 | 15-2 | 1 | 1.94 | 17 |
| Apr 11 | at Texas A&M | * | 4.0 | 8 | 9 | 6 | 4 | 1 | 2 | 0 | 1 | 0 | 0 | 1 | 0 | 7-12 | 15-3 | 1 | 2.27 | 111 |
| Apr 13 | at Texas A&M | * | 1.0 | 0 | 0 | 0 | 1 | 0 | 0 | 0 | 0 | 0 | 0 | 0 | 0 | 1-4 | 15-3 | 1 | 2.25 | 12 |
| Apr 17 | at Texas | * | 6.2 | 6 | 7 | 3 | 3 | 1 | 0 | 0 | 3 | 0 | 0 | 0 | 0 | 3-7 | 15-4 | 1 | 2.30 | 102 |
| Apr 18 | at Texas | * | 1.1 | 0 | 0 | 0 | 1 | 1 | 0 | 0 | 0 | 0 | 0 | 0 | 0 | 6-1 | 15-4 | 2 | 2.28 | 26 |
| Apr 19 | at Texas | * | 0.2 | 3 | 2 | 2 | 0 | 0 | 1 | 0 | 0 | 0 | 0 | 0 | 0 | 5-6 | 15-5 | 2 | 2.39 | 19 |
| Apr 27 | FLORIDA | * | 7.0 | 2 | 1 | 1 | 1 | 4 | 4 | 1 | 0 | 0 | 0 | 0 | 0 | 2-1 | 16-5 | 2 | 2.31 | 108 |
| Apr 28 | FLORIDA | * | 4.0 | 2 | 1 | 1 | 0 | 2 | 0 | 1 | 1 | 0 | 0 | 0 | 0 | 10-2 | 17-5 | 2 | 2.29 | 54 |
| May 01 | at Arkansas | * | 0.2 | 4 | 7 | 4 | 1 | 2 | 0 | 0 | 3 | 0 | 0 | 0 | 0 | 9-12 | 17-6 | 2 | 2.50 | 34 |
| May 03 | at Arkansas | * | 2.0 | 4 | 4 | 0 | 1 | 1 | 0 | 0 | 0 | 2 | 0 | 0 | 0 | 0-6 | 17-6 | 2 | 2.46 | 47 |
| May 08 | vs Oklahoma | * | 6.0 | 5 | 4 | 4 | 5 | 3 | 1 | 0 | 1 | 1 | 0 | 1 | 0 | 1-4 | 17-7 | 2 | 2.56 | 119 |
| Totals | | 21 | 131.0 | 116 | 68 | 48 | 41 | 99 | 15 | 1 | 13 | 10 | 0 | 10 | 0 | 156-95 | 17-7 | 2 | 2.56 | - |

BERZON'S CAREER STATS

| Year | avg | gp-gs | ab | r | h | 2b | 3b | hr | rbi | tb | slg% | bb | hbp | so | gdp | ob% | sf | sh | sb-att | po | a | e | fld% |
|-------|------|-------|----|---|---|----|----|----|-----|----|------|----|-----|----|-----|------|----|----|--------|----|----|---|------|
| 2023 | .000 | 0-0 | 0 | 0 | 0 | 0 | 0 | 0 | 0 | 0 | .000 | 0 | 0 | 0 | 0 | .000 | 0 | 0 | 0-0 | 3 | 30 | 2 | .943 |
| 2024 | .000 | 40-23 | 0 | 0 | 0 | 0 | 0 | 0 | 0 | 0 | .000 | 0 | 0 | 0 | 0 | .000 | 0 | 0 | 0-0 | 2 | 43 | 2 | .957 |
| 2025 | .000 | 0-0 | 0 | 0 | 0 | 0 | 0 | 0 | 0 | 0 | .000 | 0 | 0 | 0 | 0 | .000 | 0 | 0 | 0-0 | 1 | 24 | 4 | .862 |
| TOTAL | .000 | 40-23 | 0 | 0 | 0 | 0 | 0 | 0 | 0 | 0 | .000 | 0 | 0 | 0 | 0 | .000 | 0 | 0 | 0-0 | 6 | 97 | 8 | .928 |

| Year | era | w-l | app | gs | cq | sho | sv | ip | h | r | er | bb | so | 2b | 3b | hr | bf | bavg | wp | hbp | bk | sfa | sha |
|-------|------|-------|-----|----|----|------|----|-------|-----|-----|-----|-----|-----|----|----|----|------|------|----|-----|----|-----|-----|
| 2023 | 1.91 | 14-8 | 30 | 17 | 11 | 4/0 | 3 | 143.0 | 112 | 51 | 39 | 40 | 127 | 10 | 2 | 10 | 597 | .209 | 10 | 13 | 0 | 1 | 7 |
| 2024 | 1.78 | 20-9 | 40 | 22 | 20 | 3/0 | 4 | 204.0 | 173 | 74 | 52 | 46 | 185 | 30 | 2 | 5 | 849 | .224 | 16 | 14 | 0 | 2 | 14 |
| 2025 | 2.56 | 17-7 | 28 | 21 | 18 | 5/0 | 2 | 131.0 | 116 | 68 | 48 | 41 | 99 | 15 | 1 | 13 | 575 | .227 | 10 | 10 | 0 | 5 | 8 |
| TOTAL | 2.04 | 51-24 | 98 | 60 | 49 | 12/0 | 9 | 478.0 | 401 | 193 | 139 | 127 | 411 | 55 | 5 | 28 | 2021 | .220 | 36 | 37 | 0 | 8 | 29 |



ZOE CALVEZ

32

Outfield • 5-7 • Freshman • L/R • HS • Orlando, Fla. (West Orange HS)

| SINGLE-GAME SEASON HIGHS | |
|--------------------------|------------------------|
| Hits | N/A |
| Doubles | N/A |
| Triples | N/A |
| Home Runs | N/A |
| Total Bases | N/A |
| RBI's | N/A |
| Runs Scored | 1, Four Times |
| Walks | N/A |
| Hit By Pitch | N/A |
| Sacrifice Flies | N/A |
| Sac Hits | N/A |
| At Bats | 1, Nicholls (02/22/25) |
| Stolen Bases | N/A |
| Putouts | N/A |
| Assists | N/A |

| SINGLE-GAME CAREER HIGHS | |
|--------------------------|------------------------|
| Hits | N/A |
| Doubles | N/A |
| Triples | N/A |
| Home Runs | N/A |
| Total Bases | N/A |
| RBI's | N/A |
| Runs Scored | 1, Four Times |
| Walks | N/A |
| Hit By Pitch | N/A |
| Sacrifice Flies | N/A |
| Sac Hits | N/A |
| At Bats | 1, Nicholls (02/22/25) |
| Stolen Bases | N/A |
| Putouts | N/A |
| Assists | N/A |

[Complete bio](#)

Freshman Season (2025)

- A three-time FSHAA 7A All-State selection in Florida.
- Helped West Orange High School team become a 2021-22 7A Softball Regional finalist.
- Was named West Orange Female Player of the Year.
- Mother played softball at Florida State.

2025 SEASON GAME-BY-GAME

| Date | Opponent | Pos | AB | R | H | RBI | 2B | 3B | HR | BB | SB | CS | HBP | SAC | SF | GDP | K | PO | A | E | Avg |
|--------|----------------|-----|----|---|---|-----|----|----|----|----|----|----|-----|-----|----|-----|---|----|---|---|------|
| Feb 07 | CENTRAL ARK | pr | 0 | 0 | 0 | 0 | 0 | 0 | 0 | 0 | 0 | 0 | 1 | 0 | 0 | 0 | 0 | 0 | 0 | 0 | .000 |
| Feb 08 | CHARLOTTE | pr | 0 | 1 | 0 | 0 | 0 | 0 | 0 | 0 | 0 | 0 | 0 | 0 | 0 | 0 | 0 | 0 | 0 | 0 | .000 |
| Feb 16 | VIRGINIA TECH | pr | 0 | 0 | 0 | 0 | 0 | 0 | 0 | 0 | 0 | 0 | 0 | 0 | 0 | 0 | 0 | 0 | 0 | 0 | .000 |
| Feb 22 | NICHOLLS | ph | 1 | 0 | 0 | 0 | 0 | 0 | 0 | 0 | 0 | 0 | 0 | 0 | 0 | 0 | 0 | 0 | 0 | 0 | .000 |
| Mar 07 | SOUTH ALABAMA | pr | 0 | 1 | 0 | 0 | 0 | 0 | 0 | 0 | 0 | 0 | 0 | 0 | 0 | 0 | 0 | 0 | 0 | 0 | .000 |
| Mar 11 | ULL | pr | 0 | 1 | 0 | 0 | 0 | 0 | 0 | 0 | 0 | 0 | 0 | 0 | 0 | 0 | 0 | 0 | 0 | 0 | .000 |
| Apr 09 | LOUISIANA TECH | pr | 0 | 1 | 0 | 0 | 0 | 0 | 0 | 0 | 0 | 0 | 0 | 0 | 0 | 0 | 0 | 0 | 0 | 0 | .000 |
| Totals | | ogs | 1 | 4 | 0 | 0 | 0 | 0 | 0 | 0 | 0 | 1 | 0 | 0 | 0 | 0 | 0 | 0 | 0 | 0 | .000 |

On base pct. .000 • Slugging pct. .000

CALVEZ’S CAREER STATS

| Year | avg | gp-gs | ab | r | h | 2b | 3b | hr | rbi | tb | slg% | bb | hbp | so | gdp | ob% | sf | sh | sb-att | po | a | e | fld% |
|-------|------|-------|----|---|---|----|----|----|-----|----|------|----|-----|----|-----|------|----|----|--------|----|---|---|------|
| 2025 | .000 | 7-0 | 1 | 4 | 0 | 0 | 0 | 0 | 0 | 0 | .000 | 0 | 0 | 0 | 0 | .000 | 0 | 0 | 0-1 | 0 | 0 | 0 | .000 |
| TOTAL | .000 | 7-0 | 1 | 4 | 0 | 0 | 0 | 0 | 0 | 0 | .000 | 0 | 0 | 0 | 0 | .000 | 0 | 0 | 0-1 | 0 | 0 | 0 | .000 |



DESTINY HARRIS

33

Outfield • 5-4 • Freshman • R/R • HS • Norfolk, Va. (Granby HS)

| SINGLE-GAME SEASON HIGHS | |
|--------------------------|--|
| Hits | 1, South Alabama (03/07/25) |
| Doubles | N/A |
| Triples | N/A |
| Home Runs | N/A |
| Total Bases | N/A |
| RBI's | 1, South Alabama (03/07/25) |
| Runs Scored | N/A |
| Walks | N/A |
| Hit By Pitch | N/A |
| Sacrifice Flies | N/A |
| Sac Hits | N/A |
| At Bats | 1, South Alabama (03/07/25) Penn State (02/21/25) |
| Stolen Bases | N/A |
| Putouts | N/A |
| Assists | N/A |

| SINGLE-GAME CAREER HIGHS | |
|--------------------------|--|
| Hits | 1, South Alabama (03/07/25) |
| Doubles | N/A |
| Triples | N/A |
| Home Runs | N/A |
| Total Bases | N/A |
| RBI's | 1, South Alabama (03/07/25) |
| Runs Scored | N/A |
| Walks | N/A |
| Hit By Pitch | N/A |
| Sacrifice Flies | N/A |
| Sac Hits | N/A |
| At Bats | 1, South Alabama (03/07/25) Penn State (02/21/25) |
| Stolen Bases | N/A |
| Putouts | N/A |
| Assists | N/A |

Complete bio

Freshman Season (2025)

- Hit an RBI single against South Alabama (March 7), the first of her career.
- Named 2024 Regional Player of the Year at Granby High School.
- A two-time Player of the Year, High School All-Region selection and All-State honoree.
- Has multiple club championship titles, including two in 2021 USA Championship.

2025 SEASON GAME-BY-GAME

| Date | Opponent | Pos | AB | R | H | RBI | 2B | 3B | HR | BB | SB | CS | HBP | SAC | SF | GDP | K | PO | A | E | Avg |
|--------|---------------|-------|----|---|---|-----|----|----|----|----|----|----|-----|-----|----|-----|---|----|---|---|------|
| Feb 21 | PENN ST | ph | 1 | 0 | 0 | 0 | 0 | 0 | 0 | 0 | 0 | 0 | 0 | 0 | 0 | 0 | 0 | 0 | 0 | 0 | .000 |
| Mar 07 | SOUTH ALABAMA | ph/dh | 1 | 0 | 1 | 1 | 0 | 0 | 0 | 0 | 0 | 0 | 0 | 0 | 0 | 0 | 0 | 0 | 0 | 0 | .500 |
| Totals | | ogs | 2 | 0 | 1 | 1 | 0 | 0 | 0 | 0 | 0 | 0 | 0 | 0 | 0 | 0 | 0 | 0 | 0 | 0 | .500 |

On base pct. .500 • Slugging pct. .500

HARRIS' CAREER STATS

| Year | avg | gp-gs | ab | r | h | 2b | 3b | hr | rbi | tb | slg% | bb | hbp | so | gdp | ob% | sf | sh | sb-att | po | a | e | fld% |
|-------|------|-------|----|---|---|----|----|----|-----|----|------|----|-----|----|-----|------|----|----|--------|----|---|---|------|
| 2025 | .500 | 2-0 | 2 | 0 | 1 | 0 | 0 | 0 | 1 | 1 | .500 | 0 | 0 | 0 | 0 | .500 | 0 | 0 | 0-0 | 0 | 0 | 0 | .000 |
| TOTAL | .500 | 2-0 | 2 | 0 | 1 | 0 | 0 | 0 | 1 | 1 | .500 | 0 | 0 | 0 | 0 | .500 | 0 | 0 | 0-0 | 0 | 0 | 0 | .000 |



TORI EDWARDS

42

Utility • 5-11 • Redshirt Freshman • R/R • RS • Flower Mound, Texas (Edward S. Marcus HS)

| SINGLE-GAME SEASON HIGHS | |
|--------------------------|---|
| Hits | 3, Six Times |
| Doubles | 2, at #3 Texas A&M (04/11/25) |
| Triples | N/A |
| Home Runs | 2, ULM (03/05/25) Central Arkansas (02/08/25) |
| Total Bases | 9, ULM (03/05/25) Central Arkansas (02/08/25) |
| RBIs | 6, ULM (03/05/25) |
| Runs Scored | 3, ULM (03/05/25) Southern Miss (02/21/25) |
| Walks | 2, Nine Times |
| Hit By Pitch | 1, Four Times |
| Sacrifice Flies | 1, Four Times |
| Sac Hits | N/A |
| At Bats | 4, 10 Times |
| Stolen Bases | 2, Louisiana Tech (04/09/25) |
| Putouts | 11, #10/11 South Carolina (03/30/25) #23 Kentucky (03/14/25) |
| Assists | 1, Eight Times |

| SINGLE-GAME CAREER HIGHS | |
|--------------------------|---|
| Hits | 3, Six Times |
| Doubles | 1, 10 Times |
| Triples | N/A |
| Home Runs | 2, ULM (03/05/25) Central Arkansas (02/08/25) |
| Total Bases | 9, ULM (03/05/25) Central Arkansas (02/08/25) |
| RBIs | 6, ULM (03/05/25) |
| Runs Scored | 3, ULM (03/05/25) Southern Miss (02/21/25) |
| Walks | 2, Nine Times |
| Hit By Pitch | 1, Four Times |
| Sacrifice Flies | 1, Four Times |
| Sac Hits | N/A |
| At Bats | 4, 10 Times |
| Stolen Bases | 2, Louisiana Tech (04/09/25) |
| Putouts | 11, #10/11 South Carolina (03/30/25) #23 Kentucky (03/14/25) |
| Assists | 1, Eight Times |

Complete bio

Redshirt Freshman Season (2025)

- Is the third LSU Tiger to be named SEC Freshman of the Year (Bell- 2013, Fico- 2010).
- Has matched a single season high with 18 home runs and has a program record .844 slugging percentage.
- Has two games with two home runs and nine total bases (Central Arkansas - Feb. 8; ULM - March 5).
- Has a program record four grand slams and is the eighth Tiger in program history with multiple grand slams in a season.
- First career home run was a grand slam against Charlotte (Feb. 8).
- Hit walk-off sac fly in the 3-2 victory against Southeastern La. (Feb. 9).

2025 SEASON GAME-BY-GAME

| Date | Opponent | Pos | AB | R | H | RBI | 2B | 3B | HR | BB | SB | CS | HBP | SAC | SF | GDP | K | PO | A | E | Avg |
|--------|------------------------|------|-----|----|----|-----|----|----|----|----|----|----|-----|-----|----|-----|----|-----|---|---|------|
| Feb 07 | CHARLOTTE | *1b | 3 | 2 | 2 | 1 | 1 | 0 | 0 | 0 | 0 | 0 | 1 | 0 | 0 | 0 | 0 | 1 | 0 | 0 | .667 |
| Feb 07 | CENTRAL ARK | *1b | 3 | 0 | 0 | 0 | 0 | 0 | 0 | 0 | 0 | 0 | 0 | 0 | 0 | 0 | 2 | 5 | 0 | 0 | .333 |
| Feb 08 | CHARLOTTE | *1b | 3 | 2 | 3 | 4 | 1 | 0 | 1 | 0 | 0 | 0 | 0 | 0 | 0 | 0 | 0 | 6 | 0 | 0 | .556 |
| Feb 08 | CENTRAL ARK | *1b | 3 | 2 | 3 | 4 | 0 | 0 | 2 | 0 | 0 | 0 | 0 | 0 | 0 | 0 | 0 | 5 | 0 | 1 | .667 |
| Feb 09 | SOUTHEASTERN LA | *1b | 3 | 0 | 0 | 1 | 0 | 0 | 0 | 0 | 0 | 0 | 0 | 0 | 1 | 0 | 0 | 8 | 0 | 0 | .533 |
| Feb 14 | UT ARLINGTON | *1b | 3 | 1 | 1 | 2 | 1 | 0 | 0 | 0 | 0 | 0 | 0 | 0 | 0 | 0 | 0 | 5 | 0 | 0 | .500 |
| Feb 14 | NORTHWESTERN | *1b | 3 | 1 | 0 | 0 | 0 | 0 | 0 | 1 | 0 | 0 | 0 | 0 | 0 | 0 | 1 | 2 | 0 | 0 | .429 |
| Feb 15 | NORTHWESTERN | *1b | 3 | 0 | 2 | 1 | 0 | 0 | 0 | 0 | 0 | 0 | 0 | 0 | 0 | 0 | 0 | 6 | 0 | 0 | .458 |
| Feb 15 | VIRGINIA TECH | *1b | 3 | 1 | 1 | 0 | 1 | 0 | 0 | 1 | 0 | 0 | 0 | 0 | 0 | 0 | 0 | 4 | 0 | 0 | .444 |
| Feb 16 | VIRGINIA TECH | *1b | 4 | 1 | 1 | 1 | 0 | 0 | 0 | 0 | 0 | 0 | 0 | 0 | 0 | 0 | 2 | 9 | 1 | 0 | .419 |
| Feb 21 | PENN ST | *1b | 1 | 0 | 1 | 0 | 0 | 0 | 0 | 2 | 0 | 0 | 0 | 0 | 0 | 0 | 0 | 7 | 0 | 0 | .406 |
| Feb 21 | SOUTHERN MISS | *1b | 4 | 3 | 3 | 2 | 0 | 0 | 0 | 0 | 1 | 0 | 0 | 0 | 0 | 0 | 0 | 6 | 0 | 0 | .444 |
| Feb 22 | SOUTHERN MISS | *1b | 3 | 0 | 1 | 1 | 0 | 0 | 0 | 2 | 0 | 0 | 0 | 0 | 0 | 0 | 0 | 5 | 1 | 0 | .436 |
| Feb 22 | NICHOLLS | *1b | 3 | 1 | 2 | 5 | 0 | 0 | 1 | 0 | 0 | 0 | 0 | 0 | 0 | 0 | 1 | 9 | 0 | 0 | .452 |
| Feb 27 | vs UCLA | *1b | 2 | 0 | 1 | 1 | 0 | 0 | 0 | 0 | 0 | 0 | 1 | 0 | 0 | 0 | 0 | 1 | 9 | 0 | .455 |
| Feb 27 | at Cal State Fullerton | *1b | 2 | 0 | 0 | 0 | 0 | 0 | 0 | 2 | 0 | 0 | 0 | 0 | 0 | 0 | 0 | 5 | 1 | 0 | .435 |
| Feb 28 | vs Utah | *1b | 3 | 1 | 1 | 0 | 1 | 0 | 0 | 0 | 0 | 0 | 0 | 0 | 0 | 0 | 0 | 6 | 0 | 0 | .429 |
| Feb 28 | vs Notre Dame | *1b | 4 | 2 | 2 | 2 | 0 | 0 | 1 | 0 | 0 | 0 | 0 | 0 | 0 | 0 | 2 | 8 | 0 | 0 | .434 |
| Mar 01 | vs Weber St. | *1b | 3 | 0 | 1 | 0 | 0 | 0 | 0 | 0 | 0 | 1 | 0 | 0 | 0 | 0 | 1 | 5 | 0 | 0 | .429 |
| Mar 05 | ULM | *1b | 3 | 3 | 3 | 6 | 0 | 0 | 2 | 0 | 1 | 0 | 0 | 0 | 0 | 0 | 0 | 2 | 1 | 0 | .458 |
| Mar 07 | SOUTH ALABAMA | *1b | 3 | 0 | 0 | 0 | 0 | 0 | 0 | 1 | 0 | 0 | 0 | 0 | 0 | 0 | 1 | 9 | 0 | 0 | .435 |
| Mar 07 | SOUTH ALABAMA | *1b | 1 | 2 | 1 | 2 | 0 | 0 | 1 | 2 | 1 | 0 | 0 | 0 | 0 | 0 | 0 | 0 | 0 | 0 | .444 |
| Mar 08 | MINNESOTA | *1b | 3 | 1 | 0 | 1 | 0 | 0 | 0 | 0 | 0 | 0 | 0 | 0 | 0 | 0 | 1 | 2 | 0 | 0 | .424 |
| Mar 09 | MINNESOTA | *1b | 3 | 0 | 1 | 0 | 1 | 0 | 0 | 0 | 0 | 0 | 0 | 0 | 0 | 0 | 1 | 3 | 0 | 0 | .420 |
| Mar 11 | ULL | *1b | 3 | 2 | 2 | 4 | 0 | 0 | 1 | 0 | 0 | 0 | 0 | 0 | 0 | 0 | 0 | 2 | 0 | 0 | .431 |
| Mar 14 | KENTUCKY | *1b | 3 | 1 | 2 | 1 | 0 | 0 | 0 | 0 | 0 | 0 | 0 | 0 | 0 | 0 | 1 | 11 | 0 | 0 | .440 |
| Mar 15 | KENTUCKY | *1b | 4 | 1 | 1 | 2 | 0 | 0 | 1 | 0 | 0 | 0 | 0 | 0 | 0 | 0 | 0 | 9 | 0 | 0 | .430 |
| Mar 16 | KENTUCKY | *1b | 3 | 1 | 1 | 2 | 0 | 0 | 0 | 0 | 0 | 0 | 0 | 0 | 0 | 0 | 0 | 9 | 0 | 0 | .427 |
| Mar 21 | at Georgia | *1b | 3 | 0 | 0 | 0 | 0 | 0 | 0 | 0 | 0 | 0 | 0 | 0 | 0 | 0 | 0 | 9 | 1 | 0 | .412 |
| Mar 22 | at Georgia | *1b | 4 | 2 | 3 | 0 | 1 | 0 | 0 | 0 | 0 | 0 | 0 | 0 | 0 | 1 | 0 | 5 | 0 | 0 | .427 |
| Mar 23 | at Georgia | *1b | 2 | 1 | 1 | 0 | 0 | 0 | 0 | 1 | 0 | 0 | 0 | 0 | 0 | 0 | 0 | 5 | 0 | 0 | .429 |
| Mar 25 | at ULL | *1b | 2 | 1 | 0 | 0 | 0 | 0 | 0 | 2 | 1 | 0 | 0 | 0 | 0 | 0 | 0 | 5 | 0 | 0 | .419 |
| Mar 28 | SOUTH CAROLINA | *1b | 2 | 2 | 2 | 5 | 0 | 0 | 1 | 1 | 0 | 0 | 0 | 0 | 0 | 0 | 0 | 8 | 0 | 0 | .432 |
| Mar 30 | SOUTH CAROLINA-1 | *1b | 4 | 0 | 2 | 0 | 1 | 0 | 0 | 0 | 0 | 0 | 0 | 0 | 0 | 1 | 0 | 11 | 0 | 0 | .434 |
| Mar 30 | SOUTH CAROLINA-2 | *1b | 2 | 1 | 0 | 0 | 0 | 0 | 0 | 0 | 0 | 0 | 0 | 0 | 0 | 0 | 2 | 4 | 0 | 0 | .426 |
| Apr 01 | at McNeese | *1b | 3 | 1 | 1 | 4 | 0 | 0 | 0 | 1 | 0 | 0 | 0 | 0 | 0 | 1 | 0 | 0 | 2 | 1 | .423 |
| Apr 04 | ALABAMA | *1b | 3 | 0 | 1 | 0 | 0 | 0 | 0 | 0 | 0 | 0 | 0 | 0 | 0 | 0 | 2 | 5 | 0 | 0 | .421 |
| Apr 05 | ALABAMA | *1b | 2 | 0 | 1 | 1 | 0 | 0 | 0 | 1 | 0 | 0 | 0 | 0 | 0 | 0 | 0 | 6 | 0 | 0 | .422 |
| Apr 06 | ALABAMA | *1b | 4 | 2 | 3 | 2 | 1 | 0 | 1 | 0 | 0 | 0 | 0 | 0 | 0 | 0 | 0 | 8 | 0 | 1 | .434 |
| Apr 09 | LOUISIANA TECH | *1b | 3 | 1 | 2 | 1 | 0 | 0 | 0 | 1 | 2 | 0 | 0 | 0 | 0 | 0 | 0 | 5 | 0 | 0 | .440 |
| Apr 11 | at Texas A&M | *1b | 4 | 2 | 2 | 0 | 2 | 0 | 0 | 0 | 0 | 0 | 0 | 0 | 0 | 0 | 1 | 6 | 0 | 2 | .442 |
| Apr 12 | at Texas A&M | *1b | 3 | 1 | 1 | 4 | 0 | 0 | 1 | 1 | 0 | 0 | 0 | 0 | 0 | 0 | 2 | 3 | 0 | 0 | .439 |
| Apr 13 | at Texas A&M | *1b | 1 | 0 | 0 | 0 | 0 | 0 | 0 | 2 | 1 | 0 | 1 | 0 | 0 | 0 | 1 | 6 | 0 | 0 | .435 |
| Apr 17 | at Texas | *1b | 4 | 0 | 0 | 1 | 0 | 0 | 0 | 0 | 0 | 0 | 0 | 0 | 0 | 0 | 1 | 9 | 0 | 0 | .422 |
| Apr 18 | at Texas | *1b | 3 | 2 | 2 | 2 | 1 | 0 | 1 | 1 | 0 | 0 | 0 | 0 | 0 | 0 | 0 | 7 | 0 | 0 | .427 |
| Apr 19 | at Texas | *1b | 2 | 0 | 0 | 0 | 0 | 0 | 0 | 2 | 0 | 0 | 0 | 0 | 0 | 0 | 0 | 10 | 0 | 0 | .421 |
| Apr 22 | MCNEESE | *1b | 2 | 1 | 0 | 0 | 0 | 0 | 0 | 1 | 0 | 0 | 0 | 0 | 0 | 0 | 1 | 5 | 1 | 0 | .415 |
| Apr 26 | FLORIDA | *1b | 3 | 1 | 2 | 3 | 0 | 0 | 1 | 0 | 0 | 0 | 0 | 0 | 0 | 0 | 0 | 5 | 0 | 0 | .420 |
| Apr 27 | FLORIDA | *1b | 2 | 1 | 1 | 1 | 0 | 0 | 1 | 1 | 0 | 0 | 0 | 0 | 0 | 0 | 0 | 9 | 0 | 0 | .421 |
| Apr 28 | FLORIDA | *1b | 2 | 2 | 1 | 0 | 1 | 0 | 0 | 2 | 0 | 0 | 0 | 0 | 0 | 0 | 1 | 4 | 0 | 0 | .423 |
| May 01 | at Arkansas | *1b | 2 | 1 | 0 | 1 | 0 | 0 | 0 | 2 | 0 | 0 | 0 | 0 | 1 | 0 | 1 | 6 | 0 | 0 | .417 |
| May 02 | at Arkansas | *1b | 4 | 0 | 0 | 1 | 0 | 0 | 0 | 1 | 0 | 0 | 0 | 0 | 0 | 0 | 3 | 6 | 0 | 0 | .405 |
| May 03 | at Arkansas | *1b | 2 | 0 | 0 | 0 | 0 | 0 | 0 | 1 | 0 | 0 | 0 | 0 | 0 | 0 | 1 | 4 | 1 | 0 | .400 |
| May 07 | vs Mississippi State | *1b | 3 | 1 | 2 | 0 | 0 | 0 | 0 | 0 | 0 | 0 | 1 | 0 | 0 | 0 | 0 | 2 | 0 | 0 | .405 |
| May 08 | vs Oklahoma | *1b | 1 | 0 | 0 | 1 | 0 | 0 | 0 | 1 | 0 | 0 | 0 | 0 | 1 | 0 | 0 | 6 | 0 | 0 | .403 |
| Totals | | 55gs | 154 | 52 | 62 | 71 | 14 | 0 | 18 | 34 | 7 | 1 | 4 | 0 | 4 | 2 | 30 | 319 | 8 | 4 | .403 |

On base pct. .510 • Slugging pct. .844

EDWARDS' CAREER STATS

| Year | avg | gp-gs | ab | r | h | 2b | 3b | hr | rbi | tb | slg% | bb | hbp | so | gdp | ob% | sf | sh | sb-att | po | a | e | fld% |
|-------|------|-------|-----|----|----|----|----|----|-----|-----|------|----|-----|----|-----|------|----|----|--------|-----|---|---|------|
| 2024 | .167 | 3-2 | 6 | 2 | 1 | 0 | 0 | 0 | 0 | 1 | .167 | 3 | 0 | 2 | 0 | .444 | 0 | 0 | 0-0 | 0 | 0 | 0 | .000 |
| 2025 | .403 | 55-55 | 154 | 52 | 62 | 14 | 0 | 18 | 71 | 130 | .844 | 34 | 4 | 30 | 2 | .510 | 4 | 0 | 7-8 | 319 | 8 | 4 | .988 |
| TOTAL | .394 | 58-57 | 160 | 54 | 63 | 14 | 0 | 18 | 71 | 131 | .819 | 37 | 4 | 32 | 2 | .507 | 4 | 0 | 7-8 | 319 | 8 | 4 | .988 |



SA'MYA JONES

77

Infield • 5-3 • Freshman • R/R • HS • Pearland, Texas (Glenda Dawson HS)

[Complete bio](#)

Freshman Season (2025)

- A two-time Offensive MVP at Glenda Dawson High School.
- Was named a PGF All-American playing club for the Hotshots.
- In 2021 with her 16U team, she helped the Hotshots Nationals win the Oklahoma City Top Club Championship and the Colorado Sparkler National Championship.

2025 SEASON GAME-BY-GAME

| Date | Opponent | Pos | AB | R | H | RBI | 2B | 3B | HR | BB | SB | CS | HBP | SAC | SF | GDP | K | PO | A | E | Avg |
|--------|------------------|-----|----|----|---|-----|----|----|----|----|----|----|-----|-----|----|-----|---|----|---|---|------|
| Feb 07 | CHARLOTTE | pr | 0 | 0 | 0 | 0 | 0 | 0 | 0 | 0 | 1 | 0 | 0 | 0 | 0 | 0 | 0 | 0 | 0 | 0 | .000 |
| Feb 09 | SOUTHEASTERN LA | pr | 0 | 0 | 0 | 0 | 0 | 0 | 0 | 0 | 0 | 0 | 0 | 0 | 0 | 0 | 0 | 0 | 0 | 0 | .000 |
| Feb 15 | NORTHWESTERN | pr | 0 | 0 | 0 | 0 | 0 | 0 | 0 | 0 | 0 | 0 | 0 | 0 | 0 | 0 | 0 | 0 | 0 | 0 | .000 |
| Feb 15 | VIRGINIA TECH | pr | 0 | 0 | 0 | 0 | 0 | 0 | 0 | 0 | 0 | 0 | 0 | 0 | 0 | 0 | 0 | 0 | 0 | 0 | .000 |
| Feb 16 | VIRGINIA TECH | pr | 0 | 0 | 0 | 0 | 0 | 0 | 0 | 0 | 0 | 0 | 0 | 0 | 0 | 0 | 0 | 0 | 0 | 0 | .000 |
| Feb 21 | PENN ST | ph | 1 | 0 | 0 | 0 | 0 | 0 | 0 | 0 | 0 | 0 | 0 | 0 | 0 | 0 | 1 | 0 | 0 | 0 | .000 |
| Feb 21 | SOUTHERN MISS | pr | 0 | 1 | 0 | 0 | 0 | 0 | 0 | 0 | 1 | 0 | 0 | 0 | 0 | 0 | 0 | 0 | 0 | 0 | .000 |
| Feb 22 | SOUTHERN MISS | pr | 0 | 1 | 0 | 0 | 0 | 0 | 0 | 0 | 0 | 0 | 0 | 0 | 0 | 0 | 0 | 0 | 0 | 0 | .000 |
| Feb 22 | NICHOLLS | ph | 1 | 0 | 0 | 0 | 0 | 0 | 0 | 0 | 0 | 0 | 0 | 0 | 0 | 0 | 0 | 0 | 0 | 0 | .000 |
| Feb 27 | vs UCLA | pr | 0 | 1 | 0 | 0 | 0 | 0 | 0 | 0 | 0 | 0 | 0 | 0 | 0 | 0 | 0 | 0 | 0 | 0 | .000 |
| Mar 08 | MINNESOTA | pr | 0 | 1 | 0 | 0 | 0 | 0 | 0 | 0 | 1 | 0 | 0 | 0 | 0 | 0 | 0 | 0 | 0 | 0 | .000 |
| Mar 11 | UILL | pr | 0 | 1 | 0 | 0 | 0 | 0 | 0 | 0 | 0 | 0 | 0 | 0 | 0 | 0 | 0 | 0 | 0 | 0 | .000 |
| Mar 14 | KENTUCKY | pr | 0 | 1 | 0 | 0 | 0 | 0 | 0 | 0 | 0 | 0 | 0 | 0 | 0 | 0 | 0 | 0 | 0 | 0 | .000 |
| Mar 22 | at Georgia | pr | 0 | 1 | 0 | 0 | 0 | 0 | 0 | 0 | 0 | 0 | 0 | 0 | 0 | 0 | 0 | 0 | 0 | 0 | .000 |
| Mar 23 | at Georgia | pr | 0 | 1 | 0 | 0 | 0 | 0 | 0 | 0 | 0 | 0 | 0 | 0 | 0 | 0 | 0 | 0 | 0 | 0 | .000 |
| Mar 30 | SOUTH CAROLINA-1 | pr | 0 | 0 | 0 | 0 | 0 | 0 | 0 | 0 | 0 | 0 | 0 | 0 | 0 | 0 | 0 | 0 | 0 | 0 | .000 |
| Apr 01 | at McNeese | pr | 0 | 1 | 0 | 0 | 0 | 0 | 0 | 0 | 0 | 0 | 0 | 0 | 0 | 0 | 0 | 0 | 0 | 0 | .000 |
| Apr 04 | ALABAMA | pr | 0 | 0 | 0 | 0 | 0 | 0 | 0 | 0 | 0 | 0 | 0 | 0 | 0 | 0 | 0 | 0 | 0 | 0 | .000 |
| Apr 06 | ALABAMA | pr | 0 | 1 | 0 | 0 | 0 | 0 | 0 | 0 | 0 | 0 | 0 | 0 | 0 | 0 | 0 | 0 | 0 | 0 | .000 |
| Apr 09 | LOUISIANA TECH | pr | 0 | 1 | 0 | 0 | 0 | 0 | 0 | 0 | 1 | 0 | 0 | 0 | 0 | 0 | 0 | 0 | 0 | 0 | .000 |
| Apr 11 | at Texas A&M | pr | 0 | 1 | 0 | 0 | 0 | 0 | 0 | 0 | 0 | 0 | 0 | 0 | 0 | 0 | 0 | 0 | 0 | 0 | .000 |
| Apr 12 | at Texas A&M | pr | 0 | 1 | 0 | 0 | 0 | 0 | 0 | 0 | 0 | 0 | 0 | 0 | 0 | 0 | 0 | 0 | 0 | 0 | .000 |
| Apr 13 | at Texas A&M | pr | 0 | 0 | 0 | 0 | 0 | 0 | 0 | 0 | 0 | 0 | 0 | 0 | 0 | 0 | 0 | 0 | 0 | 0 | .000 |
| Apr 19 | at Texas | pr | 0 | 1 | 0 | 0 | 0 | 0 | 0 | 0 | 0 | 0 | 0 | 0 | 0 | 0 | 0 | 0 | 0 | 0 | .000 |
| May 08 | vs Oklahoma | pr | 0 | 0 | 0 | 0 | 0 | 0 | 0 | 0 | 0 | 0 | 0 | 0 | 0 | 0 | 0 | 0 | 0 | 0 | .000 |
| Totals | | ogs | 2 | 13 | 0 | 0 | 0 | 0 | 0 | 0 | 4 | 0 | 0 | 0 | 0 | 0 | 1 | 0 | 0 | 0 | .000 |

On base pct. .000 • Slugging pct. .000

SINGLE-GAME SEASON HIGHS

| | |
|-----------------|--|
| Hits | N/A |
| Doubles | N/A |
| Triples | N/A |
| Home Runs | N/A |
| Total Bases | N/A |
| RBI | N/A |
| Runs Scored | 1, 13 Times |
| Walks | N/A |
| Hit By Pitch | N/A |
| Sacrifice Flies | N/A |
| Sac Hits | N/A |
| At Bats | 1, Nicholls(02/22/25) Penn State (02/21/25) |
| Stolen Bases | 1, Four Times |
| Putouts | N/A |
| Assists | N/A |

SINGLE-GAME CAREER HIGHS

| | |
|-----------------|--|
| Hits | N/A |
| Doubles | N/A |
| Triples | N/A |
| Home Runs | N/A |
| Total Bases | N/A |
| RBI | N/A |
| Runs Scored | 1, 13 Times |
| Walks | N/A |
| Hit By Pitch | N/A |
| Sacrifice Flies | N/A |
| Sac Hits | N/A |
| At Bats | 1, Nicholls(02/22/25) Penn State (02/21/25) |
| Stolen Bases | 1, Four Times |
| Putouts | N/A |
| Assists | N/A |

JONES' CAREER STATS

| Year | avg | gp-gs | ab | r | h | 2b | 3b | hr | rbi | tb | slg% | bb | hbp | so | gdp | ob% | sf | sh | sb-att | po | a | e | fld% |
|-------|------|-------|----|----|---|----|----|----|-----|----|------|----|-----|----|-----|------|----|----|--------|----|---|---|------|
| 2025 | .000 | 25-0 | 2 | 13 | 0 | 0 | 0 | 0 | 0 | 0 | .000 | 0 | 0 | 1 | 0 | .000 | 0 | 0 | 4-4 | 0 | 0 | 0 | .000 |
| TOTAL | .000 | 25-0 | 2 | 13 | 0 | 0 | 0 | 0 | 0 | 0 | .000 | 0 | 0 | 1 | 0 | .000 | 0 | 0 | 4-4 | 0 | 0 | 0 | .000 |



AVERY HODGE

82

Infield • 5-6 • Junior • L/R • TR • Richmond, Texas (Oklahoma)

| SINGLE-GAME SEASON HIGHS | |
|--------------------------|---------------------------------|
| Hits | 3, at McNeese (04/01/25) |
| Doubles | 1, Four Times |
| Triples | 1, Minnesota (03/09/25) |
| Home Runs | 1, at UL Lafayette (03/25/25) |
| Total Bases | 4, Four Times |
| RBI's | 5, Minnesota (03/08/25) |
| Runs Scored | 3, South Alabama (03/07/25) |
| | Southern Miss (02/22/25) |
| Walks | 3, Charlotte (02/07/25) |
| Hit By Pitch | 1, Three Time |
| Sacrifice Flies | 1, Four Times |
| Sac Hits | 1, Three Times |
| At Bats | 4, Five Times |
| Stolen Bases | 2, Penn State (02/21/25) |
| | #17/18 Virginia Tech (02/16/25) |
| Putouts | 4, Louisiana Tech (04/09/25) |
| Assists | 5, Three Times |
| SINGLE-GAME CAREER HIGHS | |
| Hits | 3, at McNeese (04/01/25) |
| Doubles | 1, 10 Times* |
| Triples | 1, Three Times* |
| Home Runs | 1, at UL Lafayette (03/25/25) |
| Total Bases | 4, Four Times |
| RBI's | 5, Minnesota (03/08/25) |
| Runs Scored | 3, South Alabama (03/07/25) |
| | Southern Miss (02/22/25) |
| Walks | 3, Charlotte (02/07/25) |
| Hit By Pitch | 1, Six Times* |
| Sacrifice Flies | 1, Six Times* |
| Sac Hits | 1, Four Times* |
| At Bats | 4, Seven Times* |
| Stolen Bases | 2, Three Times* |
| Putouts | 4, Louisiana Tech (04/09/25) |
| Assists | 5, Four Times* |

* Includes games played at Oklahoma

Complete bio

Junior Season (2025)

- Has a .328 batting average and ranks No. 8 in the SEC with 99 assists.
- Recorded a career-high three hits at McNeese (April 1) and four putouts vs. LA Tech (April 9).
- Hit first career home run, a two-run go-ahead shot at ULL (March 25).
- A Two-time National Champion at Oklahoma.
- Prior to LSU, maintained a .278 batting average with 27 hits, 49 runs, 12 RBI and eight stolen bases.
- Played on the U.S. Women's National Team at the 2023 Japan All-Star Series.

2025 SEASON BATTING GAME-BY-GAME

| Date | Opponent | Pos | AB | R | H | RBI | 2B | 3B | HR | BB | SB | CS | HBP | SAC | SF | GDP | K | PO | A | E | Avg |
|--------|------------------------|------|-----|----|----|-----|----|----|----|----|----|----|-----|-----|----|-----|----|----|----|----|------|
| Feb 07 | CHARLOTTE | *ss | 1 | 0 | 0 | 0 | 0 | 0 | 0 | 3 | 0 | 0 | 0 | 0 | 0 | 0 | 0 | 1 | 0 | 0 | .000 |
| Feb 07 | CENTRAL ARK | *ss | 2 | 1 | 1 | 2 | 0 | 0 | 0 | 0 | 0 | 0 | 0 | 0 | 0 | 0 | 0 | 1 | 1 | 0 | .333 |
| Feb 08 | CHARLOTTE | *ss | 0 | 1 | 0 | 0 | 0 | 0 | 0 | 1 | 0 | 0 | 0 | 0 | 0 | 0 | 0 | 0 | 1 | 0 | .333 |
| Feb 08 | CENTRAL ARK | *ss | 0 | 0 | 0 | 0 | 0 | 0 | 0 | 0 | 0 | 0 | 0 | 0 | 0 | 0 | 1 | 0 | 1 | 0 | .167 |
| Feb 09 | SOUTHEASTERN LA | *ss | 2 | 1 | 0 | 0 | 0 | 0 | 0 | 1 | 0 | 0 | 0 | 0 | 0 | 0 | 2 | 2 | 1 | 0 | .125 |
| Feb 14 | UT ARLINGTON | *ss | 1 | 1 | 0 | 0 | 0 | 0 | 0 | 1 | 1 | 0 | 0 | 0 | 0 | 0 | 0 | 1 | 2 | 1 | .111 |
| Feb 14 | NORTHWESTERN | *ss | 3 | 1 | 2 | 0 | 0 | 0 | 0 | 0 | 0 | 0 | 0 | 0 | 0 | 0 | 1 | 0 | 0 | 0 | .250 |
| Feb 15 | NORTHWESTERN | *ss | 2 | 2 | 2 | 0 | 0 | 0 | 0 | 0 | 0 | 0 | 0 | 0 | 0 | 0 | 0 | 1 | 1 | 0 | .357 |
| Feb 15 | VIRGINIA TECH | *ss | 4 | 0 | 0 | 0 | 0 | 0 | 0 | 0 | 0 | 0 | 0 | 0 | 0 | 0 | 0 | 1 | 0 | 0 | .278 |
| Feb 16 | VIRGINIA TECH | *ss | 2 | 0 | 1 | 0 | 0 | 0 | 0 | 1 | 2 | 0 | 0 | 0 | 0 | 0 | 2 | 2 | 0 | 0 | .300 |
| Feb 21 | PENN ST | *ss | 2 | 2 | 1 | 1 | 0 | 0 | 0 | 0 | 2 | 0 | 0 | 0 | 0 | 0 | 1 | 0 | 3 | 0 | .318 |
| Feb 21 | SOUTHERN MISS | *ss | 2 | 1 | 1 | 0 | 0 | 0 | 0 | 1 | 1 | 0 | 0 | 0 | 0 | 0 | 0 | 3 | 2 | 0 | .333 |
| Feb 22 | SOUTHERN MISS | *ss | 3 | 3 | 2 | 1 | 0 | 0 | 0 | 1 | 1 | 0 | 0 | 0 | 0 | 0 | 0 | 1 | 2 | 0 | .370 |
| Feb 22 | NICHOLLS | *ss | 1 | 0 | 0 | 1 | 0 | 0 | 0 | 0 | 0 | 0 | 0 | 0 | 1 | 0 | 0 | 0 | 5 | 0 | .357 |
| Feb 27 | vs UCLA | *ss | 3 | 0 | 1 | 0 | 0 | 0 | 0 | 0 | 0 | 0 | 0 | 0 | 0 | 0 | 0 | 1 | 4 | 0 | .355 |
| Feb 27 | at Cal State Fullerton | *ss | 2 | 1 | 1 | 0 | 0 | 0 | 0 | 0 | 1 | 0 | 0 | 0 | 0 | 0 | 1 | 2 | 1 | 0 | .364 |
| Feb 28 | vs Utah | *ss | 2 | 0 | 0 | 0 | 0 | 0 | 0 | 0 | 0 | 0 | 0 | 0 | 0 | 0 | 0 | 0 | 1 | 0 | .404 |
| Feb 28 | vs Notre Dame | *ss | 3 | 0 | 1 | 0 | 0 | 0 | 0 | 0 | 0 | 0 | 0 | 0 | 0 | 0 | 0 | 0 | 3 | 0 | .342 |
| Mar 01 | vs Weber St. | *ss | 3 | 1 | 1 | 0 | 0 | 0 | 0 | 0 | 0 | 0 | 0 | 0 | 0 | 0 | 0 | 1 | 1 | 0 | .341 |
| Mar 05 | ULL | *ss | 3 | 1 | 1 | 0 | 0 | 0 | 0 | 0 | 1 | 0 | 0 | 0 | 0 | 0 | 1 | 0 | 1 | 0 | .341 |
| Mar 07 | SOUTH ALABAMA | *ss | 3 | 0 | 2 | 0 | 0 | 0 | 0 | 0 | 0 | 0 | 0 | 0 | 0 | 0 | 0 | 1 | 5 | 0 | .362 |
| Mar 07 | SOUTH ALABAMA | *ss | 2 | 3 | 2 | 1 | 0 | 0 | 0 | 0 | 0 | 0 | 0 | 0 | 0 | 0 | 0 | 1 | 2 | 1 | .388 |
| Mar 08 | MINNESOTA | *ss | 3 | 0 | 2 | 5 | 0 | 1 | 0 | 0 | 0 | 0 | 0 | 0 | 0 | 0 | 0 | 1 | 1 | 0 | .404 |
| Mar 09 | MINNESOTA | *ss | 3 | 2 | 2 | 2 | 0 | 1 | 0 | 0 | 0 | 0 | 0 | 0 | 0 | 0 | 0 | 1 | 2 | 0 | .418 |
| Mar 11 | ULL | *ss | 2 | 0 | 1 | 1 | 0 | 0 | 0 | 0 | 0 | 0 | 0 | 0 | 0 | 0 | 0 | 1 | 0 | 2 | .421 |
| Mar 14 | KENTUCKY | *ss | 3 | 0 | 2 | 0 | 0 | 0 | 0 | 0 | 0 | 0 | 0 | 0 | 0 | 0 | 1 | 1 | 1 | 0 | .433 |
| Mar 15 | KENTUCKY | *ss | 2 | 0 | 0 | 0 | 0 | 0 | 0 | 1 | 0 | 0 | 0 | 0 | 0 | 0 | 0 | 1 | 3 | 0 | .419 |
| Mar 16 | KENTUCKY | *ss | 3 | 0 | 2 | 0 | 0 | 0 | 0 | 0 | 0 | 0 | 0 | 0 | 0 | 0 | 0 | 2 | 5 | 0 | .431 |
| Mar 21 | at Georgia | *ss | 2 | 1 | 0 | 0 | 0 | 0 | 0 | 1 | 0 | 0 | 0 | 0 | 0 | 0 | 0 | 1 | 5 | 0 | .418 |
| Mar 22 | at Georgia | *ss | 3 | 1 | 1 | 1 | 0 | 0 | 0 | 0 | 0 | 0 | 0 | 0 | 0 | 0 | 0 | 1 | 2 | 0 | .414 |
| Mar 23 | at Georgia | *ss | 2 | 0 | 0 | 0 | 0 | 0 | 0 | 0 | 0 | 0 | 0 | 0 | 0 | 0 | 1 | 0 | 2 | 1 | .403 |
| Mar 25 | at ULL | *ss | 3 | 2 | 1 | 3 | 0 | 0 | 1 | 1 | 0 | 0 | 0 | 0 | 0 | 0 | 2 | 1 | 0 | 1 | .400 |
| Mar 28 | SOUTH CAROLINA | *ss | 2 | 0 | 0 | 0 | 0 | 0 | 0 | 0 | 0 | 0 | 0 | 0 | 0 | 0 | 0 | 1 | 0 | 0 | .390 |
| Mar 30 | SOUTH CAROLINA-1 | *ss | 2 | 0 | 0 | 0 | 0 | 0 | 0 | 0 | 0 | 0 | 0 | 0 | 0 | 0 | 2 | 1 | 3 | 1 | .380 |
| Mar 30 | SOUTH CAROLINA-2 | *ss | 3 | 0 | 1 | 0 | 0 | 0 | 0 | 0 | 0 | 0 | 0 | 0 | 0 | 0 | 1 | 0 | 0 | 0 | .378 |
| Apr 01 | at McNeese | *ss | 4 | 2 | 3 | 1 | 1 | 0 | 0 | 0 | 0 | 0 | 0 | 0 | 0 | 0 | 0 | 2 | 1 | 0 | .395 |
| Apr 04 | ALABAMA | *ss | 2 | 0 | 0 | 0 | 0 | 0 | 0 | 0 | 0 | 0 | 0 | 0 | 0 | 0 | 0 | 2 | 0 | 0 | .386 |
| Apr 05 | ALABAMA | *ss | 3 | 0 | 1 | 0 | 0 | 0 | 0 | 0 | 0 | 0 | 0 | 0 | 0 | 0 | 1 | 0 | 2 | 0 | .385 |
| Apr 06 | ALABAMA | *ss | 3 | 0 | 0 | 0 | 0 | 0 | 0 | 0 | 0 | 0 | 0 | 0 | 0 | 0 | 1 | 2 | 1 | 0 | .372 |
| Apr 09 | LOUISIANA TECH | *ss | 2 | 0 | 0 | 0 | 0 | 0 | 0 | 0 | 0 | 0 | 0 | 0 | 0 | 0 | 0 | 4 | 2 | 0 | .365 |
| Apr 11 | at Texas A&M | *ss | 4 | 0 | 1 | 0 | 0 | 0 | 0 | 0 | 0 | 0 | 0 | 0 | 0 | 0 | 0 | 2 | 1 | 0 | .360 |
| Apr 12 | at Texas A&M | *ss | 3 | 1 | 1 | 0 | 0 | 0 | 0 | 0 | 1 | 0 | 0 | 0 | 0 | 0 | 0 | 3 | 1 | 0 | .359 |
| Apr 13 | at Texas A&M | *ss | 3 | 1 | 2 | 0 | 1 | 0 | 0 | 0 | 0 | 0 | 0 | 0 | 0 | 0 | 0 | 0 | 1 | 0 | .368 |
| Apr 17 | at Texas | *ss | 3 | 0 | 1 | 2 | 0 | 0 | 0 | 0 | 0 | 0 | 0 | 0 | 0 | 0 | 0 | 0 | 3 | 3 | .367 |
| Apr 18 | at Texas | *ss | 4 | 0 | 0 | 0 | 0 | 0 | 0 | 0 | 0 | 0 | 0 | 0 | 0 | 0 | 0 | 3 | 4 | 0 | .354 |
| Apr 19 | at Texas | *ss | 3 | 0 | 0 | 0 | 0 | 0 | 0 | 0 | 0 | 0 | 0 | 0 | 0 | 0 | 0 | 1 | 0 | 3 | .345 |
| Apr 22 | MCNEESE | *ss | 2 | 0 | 2 | 1 | 0 | 0 | 0 | 0 | 0 | 0 | 0 | 0 | 0 | 0 | 1 | 0 | 2 | 0 | .356 |
| Apr 26 | FLORIDA | *ss | 3 | 0 | 0 | 0 | 0 | 0 | 0 | 0 | 0 | 0 | 0 | 0 | 0 | 0 | 0 | 1 | 2 | 0 | .347 |
| Apr 27 | FLORIDA | *ss | 2 | 0 | 0 | 0 | 0 | 0 | 0 | 0 | 0 | 0 | 0 | 0 | 1 | 0 | 0 | 1 | 2 | 1 | .341 |
| Apr 28 | FLORIDA | *ss | 2 | 0 | 0 | 2 | 0 | 0 | 0 | 0 | 1 | 0 | 0 | 0 | 0 | 0 | 1 | 0 | 1 | 1 | .336 |
| May 01 | at Arkansas | *ss | 2 | 2 | 0 | 0 | 0 | 0 | 0 | 0 | 1 | 0 | 0 | 1 | 1 | 0 | 1 | 0 | 3 | 0 | .331 |
| May 02 | at Arkansas | *ss | 4 | 0 | 2 | 2 | 0 | 0 | 0 | 0 | 0 | 0 | 0 | 0 | 0 | 0 | 0 | 2 | 3 | 0 | .336 |
| May 03 | at Arkansas | *ss | 3 | 0 | 0 | 0 | 0 | 0 | 0 | 0 | 0 | 0 | 0 | 0 | 0 | 0 | 0 | 1 | 0 | 1 | .328 |
| May 07 | vs Mississippi State | *ss | 2 | 0 | 1 | 2 | 1 | 0 | 0 | 0 | 1 | 0 | 0 | 0 | 0 | 0 | 0 | 2 | 0 | 0 | .331 |
| May 08 | vs Oklahoma | *ss | 1 | 0 | 0 | 0 | 0 | 0 | 0 | 0 | 0 | 0 | 0 | 0 | 0 | 0 | 0 | 1 | 2 | 0 | .328 |
| Totals | | 55gs | 137 | 31 | 45 | 30 | 4 | 2 | 1 | 18 | 10 | 2 | 3 | 3 | 4 | 1 | 18 | 60 | 99 | 13 | .328 |

On base pct. .407 • Slugging pct. .409

HODGE'S CAREER STATS (AT OKLAHOMA)

| Year | avg | gp-gs | ab | r | h | 2b | 3b | hr | rbi | tb | slg% | bb | hbp | so | gdp | ob% | sf | sh | sb-att | po | a | e | fld% |
|-------|------|--------|----|----|----|----|----|----|-----|----|------|----|-----|----|-----|------|----|----|--------|----|----|---|------|
| 2023 | .261 | 56-3 | 23 | 21 | 6 | 1 | 0 | 0 | 3 | 7 | .304 | 2 | 0 | 1 | 0 | .320 | 0 | 0 | 4-4 | 11 | 7 | 1 | .947 |
| 2024 | .284 | 63-25 | 74 | 28 | 21 | 5 | 1 | 0 | 9 | 28 | .378 | 11 | 3 | 9 | 0 | .389 | 2 | 1 | 4-5 | 44 | 68 | 6 | .949 |
| TOTAL | .278 | 119-28 | 97 | 49 | 27 | 6 | 1 | 0 | 12 | 35 | .361 | 13 | 3 | 10 | 0 | .374 | 2 | 1 | 8-9 | 55 | 75 | 7 | .949 |

HODGE'S CAREER STATS (AT LSU)

| Year | avg | gp-gs | ab | r | h | 2b | 3b | hr | rbi | tb | slg% | bb | hbp | so | gdp | ob% | sf | sh | sb-att | po | a | e | fld% |
|-------|------|-------|-----|----|----|----|----|----|-----|----|------|----|-----|----|-----|------|----|----|--------|----|----|----|------|
| 2025 | .328 | 55-55 | 137 | 31 | 45 | 4 | 2 | 1 | 30 | 56 | .409 | 18 | 3 | 18 | 1 | .407 | 4 | 3 | 10-12 | 60 | 99 | 13 | .924 |
| TOTAL | .328 | 55-55 | 137 | 31 | 45 | 4 | 2 | 1 | 30 | 56 | .409 | 18 | 3 | 18 | 1 | .407 | 4 | 3 | 10-12 | 60 | 99 | 13 | .924 |

NCAA Tournament History



NCAA TOURNAMENT

Appearances: 26 (1998-2004, 2006-2019, 2021-2025; No NCAA Tournament in 2020 due to COVID-19)

All-Time Record: 87-58 (.600); **Home:** 44-19 (.698); **Away:** 16-23 (.410); **Neutral:** 27-16 (.627)

Regionals: 65-31 (.677); **Super Regionals:** 11-15 (.423); **WCWS:** 11-12 (.478)

Best Finish: 2001 (Pictured Above), 2004 WCWS Third Place; 2015 WCWS Third Place, 2012 WCWS Fifth Place (Pictured Page 75)

1998 - NCAA REGION 4 - HOST: WASHINGTON

| | | |
|--------|--------------|---------------------------------|
| Game 1 | May 15, 1998 | LSU 2, Long Beach State 0 |
| Game 2 | May 16, 1998 | Washington 9, LSU 0 (5 Innings) |
| Game 3 | May 16, 1998 | LSU 5, Long Beach State 4 |
| Game 4 | May 17, 1998 | Washington 6, LSU 0 |

1999 - NCAA REGION 5 - HOST: LSU

| | | |
|--------|--------------|--------------------------------|
| Game 1 | May 20, 1999 | LSU 12, Southern 0 (5 Innings) |
| Game 2 | May 21, 1999 | Oregon State 3, LSU 0 |
| Game 3 | May 22, 1999 | LSU 7, Oklahoma 3 |
| Game 4 | May 22, 1999 | Southern Miss 4, LSU 3 |

2000 - NCAA REGION 7 - HOST: LSU

| | | |
|--------|--------------|-------------------------------------|
| Game 1 | May 18, 2000 | LSU 7, Northwestern State 1 |
| Game 2 | May 19, 2000 | ULL 4, LSU 1 |
| Game 3 | May 20, 2000 | LSU 2, Hofstra 1 |
| Game 4 | May 20, 2000 | LSU 1, Southern Miss 0 (13 Innings) |
| Game 5 | May 21, 2000 | Southern Miss 1, LSU 0 (9 Innings) |

2001 - NCAA REGION 3 - HOST: LSU

| | | |
|--------|--------------|------------------------------|
| Game 1 | May 17, 2001 | LSU 8, Cornell 0 (6 Innings) |
| Game 2 | May 18, 2001 | LSU 2, Penn State 1 |
| Game 3 | May 19, 2001 | LSU 3, Arizona State 2 |
| Game 4 | May 20, 2001 | LSU 2, ULL 1 |

2001 - WCWS - OKLAHOMA CITY, OKLA.

| | | |
|--------|--------------|--------------------------------|
| Game 1 | May 24, 2001 | Stanford 2, LSU 1 (8 Innings) |
| Game 2 | May 26, 2001 | LSU 2, Iowa 1 |
| Game 3 | May 26, 2001 | LSU 2, Oklahoma 1 (13 Innings) |
| Game 4 | May 27, 2001 | UCLA 6, LSU 0 |

2002 - NCAA REGION 3 - HOST: LOUISIANA-LAFAYETTE

| | | |
|--------|--------------|--|
| Game 1 | May 16, 2002 | LSU 3, Northwestern State 2 (10 Innings) |
| Game 2 | May 18, 2002 | LSU 5, ULL 2 |
| Game 3 | May 18, 2002 | Arizona State 3, LSU 2 (8 Innings) |
| Game 4 | May 18, 2002 | LSU 1, Massachusetts 0 |
| Game 5 | May 19, 2002 | Arizona State 4, LSU 1 |

2003 - NCAA REGION 3 - HOST: TEXAS

| | | |
|--------|--------------|----------------------------|
| Game 1 | May 15, 2002 | LSU 9, Hawaii 4 |
| Game 2 | May 16, 2002 | Texas 8, LSU 0 (6 Innings) |
| Game 3 | May 16, 2002 | Arizona State 4, LSU 1 |

2004 - NCAA REGION 3 - HOST: BAYLOR

| | | |
|--------|--------------|-----------------------------------|
| Game 1 | May 20, 2004 | LSU 4, Texas A&M-Corpus Christi 0 |
| Game 2 | May 21, 2004 | LSU 3, Seton Hall 0 |
| Game 3 | May 22, 2004 | LSU 7, Baylor 3 (10 Innings) |
| Game 4 | May 23, 2004 | LSU 4, Illinois 1 |

2004 - WCWS - OKLAHOMA CITY, OKLA.

| | | |
|--------|--------------|--------------------------------|
| Game 1 | May 27, 2004 | LSU 3, Michigan 2 (13 Innings) |
| Game 2 | May 28, 2004 | UCLA 2, LSU 0 |
| Game 3 | May 30, 2004 | LSU 2, Florida State 1 |
| Game 4 | May 30, 2004 | LSU 4, California 1 |
| Game 5 | May 30, 2004 | California 4, LSU 1 |

2006 - NCAA BATON ROUGE REGIONAL - HOST: LSU

| | | |
|--------|--------------|---------------------------|
| Game 1 | May 19, 2006 | LSU 5, Princeton 0 |
| Game 2 | May 20, 2006 | LSU 7, ULL 6 (10 Innings) |
| Game 3 | May 21, 2006 | LSU 5, ULL 4 |

2006 - NCAA TUCSON SUPER REGIONAL - HOST: ARIZONA

| | | |
|--------|--------------|-------------------------------|
| Game 1 | May 26, 2006 | Arizona 5, LSU 0 |
| Game 2 | May 27, 2006 | LSU 3, Arizona 2 |
| Game 3 | May 27, 2006 | Arizona 14, LSU 5 (5 Innings) |

2007 - PALO ALTO REGIONAL - HOST: STANFORD

| | | |
|--------|--------------|-----------------------------------|
| Game 1 | May 17, 2007 | LSU 3, Cal State Northridge 2 |
| Game 2 | May 18, 2007 | LSU 1, Fresno State 0 (9 Innings) |
| Game 3 | May 19, 2007 | LSU 11, Stanford 5 |

2007 - NCAA TEMPE SUPER REGIONAL - HOST: ARIZONA STATE

| | | |
|--------|--------------|-------------------------------------|
| Game 1 | May 25, 2007 | Arizona State 1, LSU 0 (10 Innings) |
| Game 2 | May 26, 2007 | Arizona State 7, LSU 4 |

2008 - NCAA BATON ROUGE REGIONAL - HOST: LSU

| | | |
|--------|--------------|---|
| Game 1 | May 16, 2008 | LSU 8, Mississippi Valley State 0 (5 Innings) |
| Game 2 | May 17, 2008 | ULL 9, LSU 4 |
| Game 3 | May 17, 2008 | LSU 9, East Carolina 1 (5 Innings) |
| Game 4 | May 18, 2008 | ULL 6, LSU 3 |

2009 - NCAA TEMPE REGIONAL - HOST: ARIZONA STATE

| | | |
|--------|--------------|-------------------------------------|
| Game 1 | May 15, 2009 | LSU 3, Cal State Fullerton 2 |
| Game 2 | May 16, 2009 | LSU 10, Arizona State 2 (5 Innings) |
| Game 3 | May 17, 2009 | Arizona State 6, LSU 4 |
| Game 4 | May 17, 2009 | Arizona State 5, LSU 0 |

2010 - NCAA BATON ROUGE REGIONAL - HOST: LSU

| | | |
|--------|--------------|------------------------|
| Game 1 | May 21, 2010 | LSU 3, McNeese State 0 |
| Game 2 | May 22, 2010 | ULL 1, LSU 0 |
| Game 3 | May 22, 2010 | Texas A&M 1, LSU 0 |

2011 - NCAA COLLEGE STATION REGIONAL - HOST: TEXAS A&M

| | | |
|--------|--------------|------------------------------------|
| Game 1 | May 20, 2011 | Syracuse 3, LSU 0 (11 Innings) |
| Game 2 | May 21, 2011 | LSU 10, Sacred Heart 0 (6 Innings) |
| Game 3 | May 21, 2011 | LSU 5, Syracuse 0 |
| Game 4 | May 22, 2011 | Texas A&M 3, LSU 1 (9 Innings) |

NCAA Tournament History

2012 - NCAA COLLEGE STATION REGIONAL - HOST: TEXAS A&M

| | | |
|--------|--------------|----------------------|
| Game 1 | May 18, 2012 | LSU 1, Texas State 0 |
| Game 2 | May 19, 2012 | LSU 2, Texas A&M 0 |
| Game 3 | May 20, 2012 | LSU 2, Texas A&M 1 |

2012 - NCAA COLUMBIA SUPER REGIONAL - HOST: MISSOURI

| | | |
|--------|--------------|--------------------------------|
| Game 1 | May 26, 2012 | LSU 6, Missouri 1 |
| Game 2 | May 27, 2012 | Missouri 5, LSU 1 (12 Innings) |
| Game 3 | May 27, 2012 | LSU 3, Missouri 1 |

2012 - WCWS - OKLAHOMA CITY, OKLA.

| | | |
|--------|--------------|------------------------|
| Game 1 | May 31, 2012 | California 5, LSU 3 |
| Game 2 | June 2, 2012 | LSU 1, South Florida 0 |
| Game 3 | June 2, 2012 | Arizona State 6, LSU 0 |

2013 - NCAA BATON ROUGE REGIONAL - HOST: LSU

| | | |
|--------|--------------|---|
| Game 1 | May 17, 2013 | LSU 3, Central Connecticut State 2 |
| Game 2 | May 18, 2013 | ULL 3 LSU 0 |
| Game 3 | May 18, 2013 | LSU 10, Central Connecticut St. 0 (5 Innings) |
| Game 4 | May 19, 2013 | ULL 1, LSU 0 |

2014 - NCAA TUCSON REGIONAL - HOST: ARIZONA

| | | |
|--------|--------------|-------------------------------|
| Game 1 | May 16, 2014 | LSU 13, Louisville 9 |
| Game 2 | May 17, 2014 | Arizona 9, LSU 8 |
| Game 3 | May 17, 2014 | LSU 8, Boston U. 3 |
| Game 4 | May 18, 2014 | LSU 5, Arizona 1 |
| Game 5 | May 18, 2014 | Arizona 13, LSU 5 (5 innings) |

2015 - NCAA BATON ROUGE REGIONAL - HOST: LSU

| | | |
|--------|--------------|--------------------------------------|
| Game 1 | May 15, 2015 | LSU 15, Texas Southern 0 (5 innings) |
| Game 2 | May 16, 2015 | Arizona State 1, LSU 0 |
| Game 3 | May 16, 2015 | LSU 4, Nebraska 3 (10 innings) |
| Game 4 | May 17, 2015 | LSU 5, Arizona State 0 |
| Game 5 | May 17, 2015 | LSU 4, Arizona State 3 (9 innings) |

2015 - NCAA BATON ROUGE SUPER REGIONAL - HOST: LSU

| | | |
|--------|--------------|------------------------------|
| Game 1 | May 23, 2015 | LSU 8, Arizona 0 (5 innings) |
| Game 2 | May 24, 2015 | LSU 10, Arizona 5 |

2015 - WCWS - OKLAHOMA CITY, OKLA

| | | |
|--------|--------------|-------------------|
| Game 1 | May 28, 2015 | LSU 6, Auburn 1 |
| Game 2 | May 29, 2015 | Florida 4, LSU 0 |
| Game 3 | May 30, 2015 | LSU 5, Alabama 3 |
| Game 4 | May 31, 2015 | Michigan 6, LSU 3 |

2016 - NCAA BATON ROUGE REGIONAL - HOST: LSU

| | | |
|--------|--------------|------------------------------------|
| Game 1 | May 20, 2016 | LSU 10, LIU Brooklyn 2 (6 innings) |
| Game 2 | May 21, 2016 | LSU 4, McNeese State 1 |
| Game 3 | May 22, 2016 | LSU 2, Arizona State 0 |

2016 - NCAA HARRISONBURG SUPER REGIONAL - HOST: JMU

| | | |
|--------|--------------|------------------------|
| Game 1 | May 27, 2016 | James Madison 3, LSU 2 |
| Game 2 | May 28, 2016 | LSU 2, James Madison 0 |
| Game 3 | May 28, 2016 | LSU 3, James Madison 2 |

2016 - WCWS - OKLAHOMA CITY, OKLA

| | | |
|--------|--------------|-------------------|
| Game 1 | June 3, 2016 | Michigan 2, LSU 0 |
| Game 2 | June 4, 2016 | LSU 6, Alabama 4 |
| Game 3 | June 6, 2016 | LSU 4, Georgia 1 |
| Game 4 | June 6, 2016 | Oklahoma 7, LSU 3 |

2017 - NCAA BATON ROUGE REGIONAL - HOST: LSU

| | | |
|--------|--------------|-------------------------------------|
| Game 1 | May 19, 2017 | LSU 2, Fairfield 1 |
| Game 2 | May 20, 2017 | ULL 4, LSU 2 |
| Game 3 | May 21, 2017 | LSU 10, McNeese State 1 (6 innings) |
| Game 4 | May 21, 2017 | LSU, 6 ULL 1 |
| Game 5 | May 22, 2017 | LSU 5, ULL 1 |

2017 - NCAA TALLAHASSEE SUPER REGIONAL - HOST: FSU

| | | |
|--------|--------------|------------------------|
| Game 1 | May 26, 2017 | Florida State 3, LSU 1 |
| Game 2 | May 27, 2017 | LSU 1, Florida State 0 |
| Game 3 | May 28, 2017 | LSU 6, Florida State 4 |

2017 - WCWS - OKLAHOMA CITY, OKLA

| | | |
|--------|--------------|------------------|
| Game 1 | June 1, 2017 | LSU 2, UCLA 1 |
| Game 2 | June 2, 2017 | Florida 7, LSU 0 |
| Game 3 | June 3, 2017 | Oregon 4, LSU 1 |

2018 - NCAA BATON ROUGE REGIONAL - HOST: LSU

| | | |
|--------|--------------|------------------------------|
| Game 1 | May 18, 2018 | LSU 9, Fordham 0 (5 innings) |
| Game 2 | May 19, 2018 | LSU 1, Houston 0 |
| Game 3 | May 20, 2018 | ULL 5, LSU 4 (10 innings) |
| Game 4 | May 20, 2018 | LSU 3, ULL 1 |

2018 - NCAA TALLAHASSEE SUPER REGIONAL - HOST: FSU

| | | |
|--------|--------------|-------------------------------------|
| Game 1 | May 25, 2018 | LSU 6, Florida State 5 |
| Game 2 | May 26, 2018 | Florida State 8, LSU 5 (11 innings) |
| Game 3 | May 26, 2018 | Florida State3, LSU 1 |

2019 - NCAA BATON ROUGE REGIONAL - HOST: LSU

| | | |
|--------|--------------|----------------------------------|
| Game 1 | May 17, 2019 | LSU 2, Monmouth 0 |
| Game 2 | May 18, 2019 | LSU 5, Texas Tech 4 (13 innings) |
| Game 3 | May 19, 2019 | Texas Tech 5, LSU 4 |
| Game 4 | May 19, 2019 | LSU 5, Texas Tech 1 |

2019 - NCAA MINNESOTA SUPER REGIONAL - HOST: MINNESOTA

| | | |
|--------|--------------|--------------------|
| Game 1 | May 24, 2019 | Minnesota 5, LSU 3 |
| Game 2 | May 25, 2019 | Minnesota 3, LSU 0 |

2021 - NCAA BATON ROUGE REGIONAL - HOST: LSU

| | | |
|--------|--------------|-------------------------|
| Game 1 | May 21, 2021 | LSU 10, McNeese State 2 |
| Game 2 | May 22, 2021 | LSU 10, ULL 3 |
| Game 3 | May 23, 2021 | ULL 2, LSU 0 |
| Game 4 | May 23, 2021 | LSU 8, ULL 5 |

2021 - NCAA BATON ROUGE SUPER REGIONAL - HOST: LSU

| | | |
|--------|--------------|------------------------------------|
| Game 1 | May 27, 2021 | Florida State 1, LSU 0 |
| Game 2 | May 28, 2021 | Florida State 4, LSU 3 (9 innings) |

2022 - NCAA TEMPE REGIONAL - HOST: ARIZONA STATE

| | | |
|--------|--------------|------------------------------|
| Game 1 | May 20, 2022 | San Diego State 10, LSU 5 |
| Game 2 | May 21, 2022 | Cal State Fullerton 3, LSU 2 |

2023 - NCAA BATON ROUGE REGIONAL - HOST: LSU

| | | |
|--------|--------------|--|
| Game 1 | May 19, 2023 | LSU 12, Prairie View A&M 2 (5 innings) |
| Game 2 | May 20, 2023 | LSU 4, ULL 0 |
| Game 3 | May 21, 2023 | ULL 7, LSU 4 |
| Game 4 | May 21, 2023 | ULL 9, LSU 8 |

2024 - NCAA BATON ROUGE REGIONAL - HOST: LSU

| | | |
|--------|--------------|--|
| Game 1 | May 17, 2024 | LSU 5, Jackson State 0 |
| Game 2 | May 18, 2024 | LSU 4, Southern Illinois 1 |
| Game 3 | May 19, 2024 | LSU 9, Southern Illinois 0 (5 innings) |

2024 - NCAA STANFORD SUPER REGIONAL - HOST: STANFORD

| | | |
|--------|--------------|--------------------------------|
| Game 1 | May 24, 2024 | LSU 11, Stanford 1 (5 innings) |
| Game 2 | May 25, 2024 | Stanford 3, LSU 0 |
| Game 3 | May 26, 2024 | Stanford 8, LSU 0 (6 innings) |

NCAA Tournament History

NCAA POSTSEASON SHUTOUTS: (27)

| PITCHER(S) | OPPONENT | DATE |
|---------------------------------|----------------------------------|----------|
| Brandi Landry | vs. Long Beach State | 05/15/98 |
| Britni Sneed/Julie Stashko | Southern (5 IP) | 05/20/99 |
| Ashley Lewis/Britni Sneed | Southern Miss (13 IP) | 05/20/00 |
| Britni Sneed/Ashley Lewis | Cornell (6 IP) | 05/17/01 |
| Britni Sneed | vs. Massachusetts | 05/18/02 |
| Kristin Schmidt | vs. Texas A&M-Corpus Christi | 05/20/04 |
| Kristin Schmidt | vs. Seton Hall | 05/21/04 |
| Dani Hofer | Princeton | 05/19/06 |
| Emily Turner | vs. Fresno State (9 IP) | 05/18/07 |
| Casey Faile/Dani Hofer | Mississippi Valley State (5 IP) | 05/16/08 |
| Rachele Fico/Kirsten Shortridge | McNeese State (7 IP) | 05/21/10 |
| Brittany Mack/Meghan Patterson | vs. Sacred Heart (6 IP) | 05/21/11 |
| Brittany Mack | vs. Syracuse | 05/21/11 |
| Rachele Fico | vs. Texas State | 05/18/12 |
| Rachele Fico | at Texas A&M | 05/19/12 |
| Brittany Mack | vs. South Florida | 06/02/12 |
| Ashley Czechner | Central Connecticut State (5 IP) | 05/18/13 |
| Kelsee Selman | Texas Southern (5 IP) | 05/15/15 |
| Carley Hoover | Arizona State | 05/16/15 |
| Carley Hoover | Arizona | 05/23/15 |
| Allie Walljasper/Carley Hoover | Arizona State | 05/20/16 |
| Allie Walljasper | at James Madison | 05/28/16 |
| Allie Walljasper | at Florida State | 05/27/17 |
| Maribeth Gorsuch/Carley Hoover | Fordham | 05/18/18 |
| Allie Walljasper | Houston | 05/19/18 |
| Maribeth Gorsuch | Monmouth | 05/17/19 |
| Sydney Berzon | UL-Lafayette | 05/20/23 |

TOTAL SHUTOUTS

| PITCHER | SHUTOUTS (COMPLETE GAME/SHARED) |
|--------------------|---------------------------------|
| Britni Sneed | 4 (1/3) |
| Carley Hoover | 4 (2/2) |
| Allie Walljasper | 4 (3/1) |
| Rachele Fico | 3 (2/1) |
| Brittany Mack | 3 (2/1) |
| Dani Hofer | 2 (1/1) |
| Kristin Schmidt | 2 (2/0) |
| Maribeth Gorsuch | 2 (1/1) |
| Sydney Berzon | 1 (1/0) |
| Ashley Czechner | 1 (1/0) |
| Casey Faile | 1 (0/1) |
| Ashley Lewis | 1 (0/2) |
| Brandi Landry | 1 (1/0) |
| Meghan Patterson | 1 (0/1) |
| Kelsee Selman | 1 (1/0) |
| Kirsten Shortridge | 1 (0/1) |
| Julie Stashko | 1 (0/1) |
| Emily Turner | 1 (1/0) |



NCAA Tournament History

BATTING · INDIVIDUAL

AT-BATS

| | | | |
|---|-------------------------------|------------|----------|
| 6 | 12 times, most recently by... | | |
| 6 | Aliyah Andrews | Texas Tech | 05/18/19 |
| 6 | Amanda Doyle | Texas Tech | 05/18/19 |
| 6 | Savannah Stewart | Texas Tech | 05/18/19 |
| 6 | Amber Serrett | Texas Tech | 05/18/19 |

RUNS SCORED

| | | | |
|---|-------------------------------|---------------|----------|
| 3 | 10 times, most recently by... | | |
| 3 | Aliyah Andrews | ULL | 05/23/21 |
| 3 | Raeleen Gutierrez | ULL | 05/22/21 |
| 3 | Amanda Doyle | McNeese State | 05/21/21 |
| 3 | Sandra Simmons | LIU Brooklyn | 05/20/16 |

HITS

| | | | |
|---|----------------|----------------|----------|
| 4 | Emily Griggs | ULL | 05/21/17 |
| 4 | Sandra Simmons | LIU Brooklyn | 05/20/16 |
| 4 | Allison Falcon | Louisville | 05/16/14 |
| 4 | Leslie Klein | Illinois | 05/23/04 |
| 4 | Tara Asbill | Long Beach St. | 05/16/98 |

DOUBLES

| | | | |
|---|------------------|----------------|----------|
| 3 | Allison Falcon | Louisville | 05/16/14 |
| 2 | Sahvanna Jaquish | McNeese | 05/21/17 |
| 2 | Sandra Simmons | LIU Brooklyn | 05/20/16 |
| 2 | Constance Quinn | Arizona | 05/24/15 |
| 2 | Tammy Wray | Louisville | 05/16/14 |
| 2 | Ashlee Ducote | Southern | 05/20/99 |
| 2 | Jodi Otten | Long Beach St. | 05/16/98 |

TRIPLES

| | | | |
|---|-------------------------------|----------------|----------|
| 1 | 16 times, most recently by... | | |
| 1 | Aliyah Andrews | ULL | 05/22/21 |
| 1 | Amber Serrett | Texas Tech | 05/18/19 |
| 1 | Amber Serrett | ULL | 05/20/18 |
| 1 | Bailey Landry | ULL | 05/20/17 |
| 1 | Bailey Landry | Florida State | 05/28/17 |
| 1 | Bailey Landry | LIU Brooklyn | 05/20/16 |
| 1 | Sandra Simmons | LIU Brooklyn | 05/20/16 |
| 1 | Sandra Simmons | Arizona | 05/24/15 |
| 1 | Bailey Landry | Arizona State | 05/17/15 |
| 1 | Bianka Bell | Texas Southern | 05/15/15 |

HOME RUNS

| | | | |
|---|-----------------|---------------|----------|
| 2 | Amanda Doyle | McNeese State | 05/21/21 |
| 2 | Bianka Bell | Georgia | 06/05/16 |
| 2 | Ashley Langoni | Arizona State | 05/17/09 |
| 2 | Rachel Mitchell | Stanford | 05/19/07 |
| 2 | Alicia Owen | Hawai'i | 05/15/03 |
| 2 | Blair Smith | Hawai'i | 05/15/03 |

RUNS BATTED IN

| | | | |
|---|-----------------|-------------|----------|
| 5 | Kelley Lynch | at Stanford | 05/24/24 |
| 5 | Georgia Clark | ULL | 05/23/21 |
| 5 | Sandra Simmons | Arizona | 05/24/15 |
| 5 | Rachel Mitchell | Stanford | 05/19/07 |

WALKS

| | | | |
|---|------------------|------------|----------|
| 3 | Sahvanna Jaquish | Louisville | 05/16/14 |
|---|------------------|------------|----------|

HIT-BY-PITCHES

| | | | |
|---|------------------|------------|----------|
| 3 | Taylor Pleasants | ULL | 05/22/21 |
| 2 | M. Schlattman | Texas Tech | 05/18/19 |
| 2 | Anissa Young | Texas A&M | 05/22/11 |
| 2 | Shannon Stein | Stanford | 05/19/07 |

STOLEN BASES

| | | | |
|---|------------------|--------------|----------|
| 4 | Cassie Trosclair | Sacred Heart | 05/21/11 |
|---|------------------|--------------|----------|

BATTING · TEAM

AT-BATS

| | | |
|----|------------|----------|
| 48 | Texas Tech | 05/18/19 |
| 48 | ULL | 05/20/06 |
| 48 | Michigan | 05/27/04 |

RUNS SCORED

| | | |
|----|----------------|----------|
| 15 | Texas Southern | 05/15/15 |
| 13 | Southern | 05/20/99 |

HITS

| | | |
|----|-------------|----------|
| 17 | ULL | 05/22/21 |
| 16 | at Stanford | 05/24/24 |
| 16 | ULL | 05/20/06 |

DOUBLES

| | | |
|---|------------|----------|
| 5 | Louisville | 05/16/14 |
|---|------------|----------|

TRIPLES

| | | |
|---|--------------|----------|
| 2 | LIU Brooklyn | 05/20/16 |
|---|--------------|----------|

HOME RUNS

| | | |
|---|----------|----------|
| 5 | Stanford | 05/19/07 |
| 5 | Hawaii | 05/15/03 |

RUNS BATTED IN

| | | |
|----|----------------|----------|
| 14 | Texas Southern | 05/15/15 |
|----|----------------|----------|

WALKS

| | | |
|---|--------------|----------|
| 8 | LIU Brooklyn | 05/20/16 |
| 8 | Arizona | 05/23/15 |

HIT-BY-PITCHES

| | | |
|---|------------|----------|
| 3 | ULL | 05/22/21 |
| 3 | Texas Tech | 05/18/19 |

STOLEN BASES

| | | |
|---|--------------|----------|
| 7 | Sacred Heart | 05/21/11 |
|---|--------------|----------|

PITCHING · INDIVIDUAL

INNINGS PITCHED

| | | | |
|------|-----------------|------------|----------|
| 13.0 | Shelbi Sunseri | Texas Tech | 05/18/19 |
| 13.0 | Kristin Schmidt | Michigan | 05/27/04 |
| 13.0 | Britni Sneed | Oklahoma | 05/26/01 |

STRIKEOUTS

| | | | |
|----|---------------|----------|----------|
| 19 | Britni Sneed | Oklahoma | 05/26/01 |
| 18 | Rachele Fico | Syracuse | 05/20/11 |
| 17 | Brittany Mack | Missouri | 05/27/12 |

FEWEST RUNS ALLOWED [MIN 7 IP]

| | | | |
|---|-------------------------------|----------------|----------|
| 0 | 15 times, most recently by... | | |
| 0 | Maribeth Gorsuch | Monmouth | 05/17/19 |
| 0 | Allie Walljasper | Houston | 05/19/18 |
| 0 | Allie Walljasper | at Florida St. | 05/27/17 |
| 0 | Allie Walljasper | at JMU | 05/28/16 |
| 0 | Carley Hoover | Arizona State | 05/16/15 |
| 0 | Brittany Mack | South Florida | 06/02/12 |

FEWEST ER ALLOWED [MIN 7 IP]

| | | | |
|---|-------------------------------|----------------|----------|
| 0 | 19 times, most recently by... | | |
| 0 | Maribeth Gorsuch | Monmouth | 05/17/19 |
| 0 | Allie Walljasper | Houston | 05/19/18 |
| 0 | Allie Walljasper | at Florida St. | 05/27/17 |
| 0 | Allie Walljasper | at JMU | 05/28/16 |
| 0 | Carley Hoover | Arizona State | 05/16/15 |
| 0 | Brittany Mack | South Florida | 06/02/12 |

MOST RUNS ALLOWED

| | | | |
|----|-----------------|---------|----------|
| 10 | Baylee Corbello | Arizona | 05/18/14 |
|----|-----------------|---------|----------|

MOST EARNED RUNS ALLOWED

| | | | |
|----|-----------------|---------|----------|
| 10 | Baylee Corbello | Arizona | 05/18/14 |
|----|-----------------|---------|----------|

FEWEST HITS ALLOWED [MIN 7 IP]

| | | | |
|---|------------------|----------------|----------|
| 1 | Allie Walljasper | at Florida St. | 05/27/17 |
| 1 | Ashley Lewis | Penn State | 05/18/01 |

MOST HITS ALLOWED

| | | | |
|----|-----------------|------------|----------|
| 11 | Baylee Corbello | Louisville | 05/16/14 |
|----|-----------------|------------|----------|

PITCHING · TEAM

INNINGS PITCHED

| | | |
|------|---------------|----------|
| 13.0 | Texas Tech | 05/18/19 |
| 13.0 | Michigan | 05/27/04 |
| 13.0 | Oklahoma | 05/26/01 |
| 13.0 | Southern Miss | 05/20/00 |

STRIKEOUTS

| | | |
|----|----------|----------|
| 19 | Oklahoma | 05/26/01 |
|----|----------|----------|

FEWEST RUNS ALLOWED

| | | | |
|---|-------------------------------|----------|--|
| 0 | 24 times, most recently by... | | |
| 0 | Monmouth | 05/18/19 | |
| 0 | Houston | 05/19/18 | |
| 0 | at Florida State | 05/27/17 | |
| 0 | at James Madison | 05/28/16 | |
| 0 | Arizona State | 05/20/16 | |
| 0 | Texas Southern | 05/15/15 | |

MOST RUNS ALLOWED

| | | |
|----|---------|----------|
| 14 | Arizona | 05/27/06 |
|----|---------|----------|

MOST EARNED RUNS ALLOWED

| | | |
|----|---------|----------|
| 13 | Arizona | 05/18/14 |
|----|---------|----------|

FEWEST HITS ALLOWED [MIN 7 IP]

| | | |
|---|----------------|----------|
| 1 | at Florida St. | 05/27/17 |
| 1 | Penn State | 05/18/01 |

MOST HITS ALLOWED

| | | |
|----|---------|----------|
| 18 | Arizona | 05/27/06 |
|----|---------|----------|

FIELDING · INDIVIDUAL

PUTOUTS

| | | | |
|----|-------------------|----------|----------|
| 19 | Jennifer Schuelke | Oklahoma | 05/26/01 |
|----|-------------------|----------|----------|

ASSISTS

| | | | |
|---|-------------------------------|------------|----------|
| 8 | Taylor Tidwell | ULL | 05/23/21 |
| 6 | 11 times, most recently by... | | |
| 6 | Amanda Sanchez | Texas Tech | 05/18/19 |
| 6 | Allie Walljasper | ULL | 05/20/18 |
| 6 | Shemiah Sanchez | UCLA | 06/01/17 |
| 6 | Constance Quinn | Oklahoma | 06/05/16 |

ERRORS

| | | | |
|---|--------------|---------|----------|
| 4 | Andrea Smith | Arizona | 05/26/06 |
| 4 | Andrea Smith | ULL | 05/20/06 |

FIELDING · TEAM

PUTOUTS

| | | |
|----|---------------|----------|
| 39 | Texas Tech | 05/18/19 |
| 39 | Michigan | 05/27/04 |
| 39 | Oklahoma | 05/26/01 |
| 39 | Southern Miss | 05/20/00 |

ASSISTS

| | | |
|----|------|----------|
| 18 | Iowa | 05/26/01 |
|----|------|----------|

ERRORS

| | | |
|---|----------|----------|
| 4 | Oklahoma | 06/05/16 |
| 4 | Missouri | 05/27/12 |
| 4 | Arizona | 05/26/06 |
| 4 | ULL | 05/20/06 |

DOUBLE PLAYS

| | | |
|---|---------------|----------|
| 3 | ULL | 05/22/17 |
| 2 | Jackson State | 05/17/24 |

2025 TV/Radio Chart



00
Jayden Heavenr
Pitcher / Utility
5-6 • Fr.-HS • L/L
Pace, Fla.



1
Sydney Peterson
Infield
5-5 • RS-Jr. • 1L • R/R
Stockton, Calif.



2
Maddox McKee
Utility
5-4 • So.-1L • L/R
Montgomery, Texas



3
Maia Townsend
Outfield
5-9 • Jr. - 2L • L/R
Morris, Ala.



4
McKenzie Redoutey
Outfield
5-6 • Sr.-3L • L/L
Franklin, N.C.




5
Ashley Vallejo
Pitcher
5-8 • RS-Sr. TR • R/R
New Waverly, Texas



6
Abigail Savoy
Infield
5-8 • Jr.- 2L • L/L
Branch, La.



7
Jalia Lassiter
Outfield
5-7 • Jr.-TR • R/R
Atmore, Ala.



9
Madilyn Giglio
Outfield
5-3 • Sr.-3L • L/R
Metairie, La.




10
Emilee Casanova
Pitcher
6-2 • RS-Sr.-3L • R/R
Amite, La.




12
Maci Bergeron
Catcher
5-4 • Jr.-2L • R/R
Rayne, La.




13
Danieca Coffey
Infield
5-6 • RS-Sr.-3L • L/R
Richwood, Texas



15
Jady Laneaux
Outfield
5-10 • So.-1L • L/R
Marietta, Ga.




16
Savanna Bedell
Utility
5-8 • So.-1L • L/L
Columbus, Ga.



18
Tatum Clopton
Pitcher
5-10 • RS-Jr.-RS • L/R
Lawrence, Kan.




20
Alix Franklin
Infield
5-7 • Fr.-HS • R/R
St. Amant, La.



22
Madyson Manning
Infield
5-9 • So.-1L • R/R
West Monroe, La.



23
Sierra Daniel
Utility
5-4 • So.-1L • L/R
Chandler, Ariz.



27
McKaela Walker
Infield
5-3 • Jr.-2L • R/R
Marietta, Ga.



28
Jada Phillips
Catcher / Utility
5-4 • Fr.-HS • R/R
Bradenton, Fla.



29
Sydney Berzon
Pitcher
6-0 • Jr.-2L • R/R
Buffalo, N.Y.



32
Zoe Calvez
Outfield
5-7 • Fr.-HS • L/R
Orlando, Fla.



33
Destiny Harris
Outfield
5-4 • Fr.-HS • R/R
Norfolk, Va.




42
Tori Edwards
Utility
5-11 • RS-Fr.-RS • R/R
Flower Mound, Texas




77
Sa'Mya Jones
Infield
5-3 • Fr.-HS • R/R
Pearland, Texas




82
Avery Hodge
Infield
5-6 • Jr.-TR • L/R
Richmond, Texas




Beth Torina
Head Coach
14th Season



Bryce Neal
Assistant Coach
2nd Season



Sandra Moton
Assistant Coach
7th Season



Zach Jermain
Director of Player
Performance & Analytics
2nd Season