

LSU VOLLEYBALL

16 NCAA Appearances • 2 Final Four Appearances • 9 SEC Titles

NCAA Final Four: 1990, 1991

SEC Regular Season Championships: 1986, 1989, 1990, 1991, 2009

SEC Tournament Championships: 1986, 1989, 1990, 1991



2025 SCHEDULE

DATE	OPPONENT	TV	TIME/SCORE
8/29	#10 SMU	SECN+	L, 3-2
8/30	South Alabama	SECN+	W, 3-0
8/31	#20 Baylor	SECN+	L, 3-1
9/4	vs. Omaha^		W, 3-0
9/5	vs. San Diego St.^		W, 3-2
9/6	at Houston^	ESPN+	W, 3-0
9/9	at Notre Dame~	ACCNX	W, 3-0
9/14	Southeastern	SECN+	W, 3-0
9/18	at #19 USC`	BIG+	L, 3-1
9/19	at #19 USC`	BIG+	L, 3-0
9/20	vs. California`		W, 3-2
9/26	at Oklahoma*	SECN+	L, 3-0
9/28	at Arkansas*	SECN+	W, 3-1
10/3	#20 Tennessee*	SECN+	L, 3-2
10/5	#23 Florida*	SECN+	W, 3-2
10/10	at Alabama*	SECN+	5 p.m.
10/12	Kentucky*	ESPN	Noon
10/17	at Vanderbilt*	SECN+	7 p.m.
10/19	at Missouri*	SECN	2 p.m.
10/24	Texas A&M*	SECN+	7 p.m.
10/26	Texas*	SECN+	1 p.m.
10/31	Mississippi St.*	SECN+	7 p.m.
11/2	Ole Miss*	SECN+	1 p.m.
11/7	at South Carolina*	SECN+	6 p.m.
11/12	at Georgia*	SECN	6 p.m.
11/14	Auburn*	SECN+	7 p.m.
11/21-25	SEC Tournament~	SECN	TBD

Bold Indicates Home

All times are central and subject to change

^ - Played in Houston, Texas

- - Showdown at the Net (South Bend, Ind.)

` - Played in Los Angeles, Calif.

* - SEC Match

~ - SEC Tournament (Savannah, Ga.)

SECN - SEC Network

SECN+ - SEC Network Plus

ACCNX - ACC Network Extra

BIG+ - Big 10 Plus

ESPN+ - ESPN Plus

THE MATCHUP

Match 16-17 | Oct. 10, Tuscaloosa, Ala., Foster Auditorium | Oct. 12, Baton Rouge, La., The PMAC



LSU Tigers

Record	9-6
SEC	2-2
vs. Top-25	1-5
Streak	W1
AVCA Ranking	NR
Head Coach	Tonya Johnson
Record at LSU	51-49
Season	4th Season
Career Record	136-121
Season	8th Season



Alabama Crimson Tide

Record	8-6, 0-4 SEC
Streak	L5
AVCA Ranking	NR
Head Coach	Rashinda Reed
Record at Bama	40-60 (4th Season)
Career Record	Same



No. 3 Kentucky Wildcats

Record	11-2, 4-0 SEC
Streak	W8
AVCA Ranking	No. 3
Head Coach	Craig Skinner
Record at UK	479-157 (21st Season)
Career Record	Same

TRACKING THE TIGERS

LSU split another SEC weekend. After nearly upsetting No. 20 Tennessee but falling in five sets, LSU knocked off No. 23 Florida for its first ranked win since 2022.

After facing off against Alabama on Friday night in Tuscaloosa, LSU will host No. 3 Kentucky, looking for its highest ranked win in program history and its first against a top 10 opponent since 2009.

LSU is 45-30 in the all-time series versus Alabama and 25-50 versus Kentucky.

Head coach Tonya Johnson is in her fourth season leading the program and has tallied two winning seasons, including the 2022 team that went to the NCAA Tournament. Johnson is the sixth head coach for the LSU Tigers volleyball program.

Johnson played for the Tigers from 1987-90 and helped the program reach its first Final Four Appearance in 1990. She was also an assistant coach under predecessor and AVCA Hall of Fame coach Fran Flory.

The SEC has five teams in the latest AVCA Top 25 rankings, including three in the Top 10.

The SEC Volleyball Tournament will return for the first time in two decades. On Nov. 21-25, 2025, all 16 teams will complete in Savannah, Ga., for an automatic bid to the 2025 NCAA Tournament.

LSU will return 11 student-athletes from the 2024 roster (one redshirt freshman) and will have eight newcomers, highlighted by four transfers.

LSU is picked to finish eighth in the 2025 SEC Preseason Coaches' Poll, and has outside hitters Jurnee Robinson and Nia Washington listed on the 2025 Preseason All-SEC Team. Both are also featured on the 2025 AVCA Player of the Year Watch List.

Robinson, a two-time AVCA All-Region and All-SEC selection, became the 24th LSU Tiger to reach 1,000 career kills and the 12th to do so in the rally scoring era versus No. 19 USC (Sept. 18).

Robinson earned her second SEC Offensive Player of the Week accolade on Oct. 6, after averaging 7.30 points and 6.70 kills per set on a .338 hitting percentage, and had a team-high 10 blocks in 10 sets. Robinson landed a career-high 34 kills and added seven blocks with 12 digs in the win versus No. 23 Florida.

Robinson leads the SEC with 5.66 points per set, 328.5 total points, 5.12 kills per set and 297 total kills. She ranks inside the top 10 in Division I volleyball in each category.

Washington averages 3.72 points and 3.17 kills per set, and has recorded 21 blocks and a team-high 19 aces this season.

Washington is 189 kills shy of reaching 1,000 career kills, a career that started at Iowa and two seasons at Ole Miss before retuning to her home state.

Washington is coming off a breakout season at Ole Miss, where she was named to the 2024 AVCA All-American Honorable Mention Team and the 2024 All-SEC First Team selection.

Middle blocker Jessica Jones has been pretty consistent for the Tigers. She leads the team with 1.10 blocks per set (64 total blocks) and a .340 hitting percentage behind 85 kills.

Setters Lauren Brooker and Takyla Brown combine for 581 assists, recording 5.45 and 4.73 assists per set, respectively.



/LSUVOLLEYBALL



@LSUVOLLEYBALL



@LSUVOLLEYBALL



2025 LSU ROSTER

NO.	NAME	POS	HT.	CL.-EXP	HOMETOWN (PREVIOUS SCHOOL)
0	Laurel Cassidy	DS/L	5-9	Fr.-HS	Baton Rouge, La. (Parkview Baptist HS)
1	Ana Tevdoradze	OH/RS	6-3	Sr.-1L	Tbilisi, Georgia (Miami Dade College)
2	Tireh Smith	OH/RS	6-3	R-Jr.-TR	Charleston, S.C. (South Carolina)
3	Aly Kirkhoff	DS/L	5-6	So.-1L	Indianapolis, Ind. (Roncalli HS)
4	Angelina Lee	MB	6-2	Jr.-2L	Long Island, N.Y. (Farmersville HS)
5	Jurnee Robinson	OH	6-1	Jr.-2L	Simpsonville, S.C. (Mauldin HS)
6	Nia Washington	OH	5-10	Sr.-TR	New Orleans, La. (Ole Miss)
7	Jessica Jones	MB	6-2	So.-1L	Frisco, Texas (Wakeland HS)
8	Ella Hemmings	DS/L	5-6	Jr.-2L	Brownsburg, Ind. (Brownsburg HS)
9	Camryn Jeffery	OPP	6-2	Fr.-HS	Columbia, S.C. (Westwood HS)
10	Emilee Prochaska	DS/L	5-4	So.-TR	Little Elm, Texas (Houston)
11	Lainee Pyles	OH	6-2	So.-1L	Keller, Texas (Fossil Ridge HS)
12	Bri Watson	OH	6-1	R-Fr.-RS	Flower Mound, Texas (Flower Mound HS)
13	AC Froehlich	OH/RS	6-1	Jr.-2L	Lafayette, La. (St. Thomas More HS)
15	Lauren Brooker	S	6-1	Jr.-TR	Calabasas, Calif. (UC San Diego)
18	Remi Nuss	DS/L	5-6	So.-1L	Overland Park, Kan. (Blue Valley Northwest HS)
23	Sanaa Donaie	MB	6-3	Fr.-HS	Baytown, Texas (Goose Creek Memorial HS)
24	Sophie Bonnafee	DS/L	5-7	So.-1L	Covington, La. (Archbishop Hannan HS)
25	Takyla Brown	S	5-9	Fr.-HS	Pflugerville, Texas (Weiss HS)

COACHING STAFF

Head Coach: Tonya Johnson (LSU, 1993)
Record at LSU (Years): 51-49 (4th)
Overall Record (Years): 136-121 (9th)
Associate Head Coach: Jill Wilson (LSU, 2001)
Assistant Coach: Kevin Inlow (Texas, 2016)
Assistant Coach: Ashley Shook (Texas, 2020)
Director of Ops.: Blaire Hiler (Kentucky, 2011)

TEAM INFORMATION

2024 Record	15-12
2024 SEC Record	7-9
2024 Postseason	N/A
2024 AVCA Final Ranking	N/A
Returning/Lost	11/7
Starters Returning/Lost	6/1
Newcomers	8

PRONUNCIATION GUIDE

0 – Laurel Cassidy	LORE-uhl
1 – Ana Tevdoradze	AH-nuh-Tev-doe-RAH-zeh
2 – Tireh Smith	TIE-ruh
3 – Aly Kirkhoff	AL-ee KIRK-hoff
5 – Jurnee Robinson	JER-nee
6 – Nia Washington	NEE-uh
9 – Camryn Jeffery	CAM-rin
10 – Emilee Prochaska	pro-CHAH-skuh
11 – Lainee Pyles	LAY-nee Piles
12 – Bri Watson	Bree
13 – AC Froehlich	Fray-lick
23 – Sanaa Donaie	suh-NIE-uh DON-eye-ee
24 – Sophie Bonnafee	BAH-nuh-fee
25 – Takyla Brown	Tuh-KYE-luh

PROGRAM HISTORY

All-Time Record	1,076-687 (.610)
All-Time SEC Record	354-285 (.553)
SEC Tournament Record	27-29 (.482)
SEC Western Division Titles	7
Seasons	2005-2011
SEC Regular Season Titles	5
Seasons	1986, 1989, 1990, 1991, 2009
SEC Tournament Titles	4
Seasons	1986, 1989, 1990, 1991
NCAA Tournament Record	15-16 (.483)
NCAA Tournament Appearances	16
Seasons	1986-87, 1989-92, 2005-10, 2013-14, 2017, 2022
Final Four Appearances	2 (1990, 1991)

MEDIA CREDENTIALS

Requests for working media credentials should be directed to Keonte' Herrera, the Communications Director for LSU Volleyball.

All media members are encouraged to apply for season credentials. Single-game credentials can be picked up an hour before match time at the press will call table located in the Northeast Corridor of the Maravich Center.

INTERVIEWS

Postmatch interviews with players and coaches are done courtside after a 10-minute cooling-off.

For assistance with opposing coaches and players, please contact the opposing school's SID for their postmatch media procedures.

Media outlets looking to interview players or coaches outside of match days must make their request 24 hours in advance through Keonte' Herrera. Please do not contact Coach Johnson or student-athletes directly.

SEC MEDIA INFORMATION

Jill Skotarczak is the volleyball media relations director for the SEC and can be reached via email at jskotarczak@sec.org.

Each Monday, the league will name a Player of the Week, a Defensive Player of the Week and a Freshman of the Week.

WWW.LSUSPORTS.NET

Information about LSU volleyball, including player bios, game recaps and notes packets, is available online at the Official Website of LSU Athletics, www.LSUsports.net.

Final box scores, game-by-game stats, as well as overall stats for the entire season can also be found online at www.LSUsports.net.

ATHLETICS COMMUNICATIONS

Mailing Address

LSU Athletics Administration Building
 Baton Rouge, LA 70803

Overnight Shipping Address

LSU Athletics Administration Building
 Nicholson Dr. at N. Stadium Drive
 Baton Rouge, LA 70803

Keonte' Herrera

Cell Phone: 254-338-7609

Email: kkh@lsu.edu

AVCA POLL

2025 AVCA/TARAFLEX

Division I Poll

(October 6)

Rk.	Team (1st Votes)	Points	Rec.	Prev.
1	Nebraska [58]	1,522	14-0	1
2	Texas [3]	1,467	12-0	2
3	Kentucky	1,371	10-2	3
4	Pittsburgh	1,309	12-2	5
5	Louisville	1,301	12-2	6
6	Stanford	1,207	12-3	4
7	Wisconsin	1,184	11-1	7
8	Arizona State	1,095	12-2	8
9	Texas A&M	983	12-2	9
10	SMU	956	11-4	11
11	TCU	908	13-3	12
12	Purdue	880	12-2	13
13	Creighton	717	11-5	14
14	Minnesota	697	13-2	10
15	Kansas	623	11-7	18
16	Baylor	550	9-4	15
17	Tennessee	516	12-1	20
18	Miami (FL)	451	14-1	22
19	Penn State	430	8-6	16
20	Indiana	316	13-1	RV
21	BYU	310	14-2	19
22	USC	301	10-4	17
23	North Carolina	184	11-2	25
24	Colorado	165	13-2	RV
25	Missouri	135	9-6	21

Receiving Votes: Florida 66; UCLA 43; Illinois 35; Iowa State 29; Georgia Tech 18; Marquette 15; Western Kentucky 12; Auburn 10; UTEP 5; Oklahoma 2

4 teams mentioned on only one ballot for combined 11 points

DATE AVCA RANKING [VOTES]

Preseason	NR
Week 1: September 1	RV [5]
Week 2: September 8	RV [2]
Week 3: September 15	RV [2]
Week 4: September 22	NR
Week 5: September 29	NR
Week 6: October 6	NR
Week 7: October 13	--
Week 8: October 20	--
Week 9: October 27	--
Week 10: November 3	--
Week 11: November 10	--
Week 12: November 17	--
Week 13: November 24	--
Week 14: December 1	--
Final Poll: December 15	--

LAST TIME RANKED

15 [11/29/10]

MOST WEEKS RANKED

24 [09/04/06-10/15/07]; [10/12/09-11/29/10]

HIGHEST RANKING

10 [10/02/06, 10/26/06]

AVCA, RPI AND SOS RANKINGS

The SEC has five teams ranked in the latest AVCA Top 25 poll, including three teams in the Top 10: No. 2 Texas, No. 3 Kentucky, No. 9 Texas A&M, No. 17 Tennessee and No. 25 Missouri.

LSU, who received votes in three consecutive weeks in the AVCA poll, has a No. 50 RPI ranking and has the No. 44 toughest schedule in the nation.

THE SERIES

LSU leads Alabama in the all-time series 45-30, although they are 19-20 when playing in Tuscaloosa.

The Tigers are on a seven-match winning streak against the Crimson Tide dating back to 2020.

LSU trails Kentucky 25-50 in the all-time series and 12-18 when playing the Wildcats in Baton Rouge. The Tigers have lost the last four head-to-head meetings and are looking for their first win over UK in Baton Rouge since 2012. LSU last defeated Kentucky in an upset on the road in 2022, when the Wildcats were ranked No. 15.

LAST TIME OUT

LSU split its home opening SEC weekend with a 3-2 loss against No. 20 Tennessee (Oct. 3), followed by a 3-2 upset versus No. 23 Florida (Oct. 5). The win was LSU's first ranked win since 2022 and first win against Florida since 2021.

Outside hitter Jurnee Robinson headlined the weekend with back-to-back 30-kill performances, including a career-high 34 kills versus Florida, and hit .338 over 10 sets. She also led the team with 10 blocks for a total of 73 points on the weekend.

PHYSICAL TIGER BLOCK

Over the last three weekends, LSU has shown great improvement on the block, averaging 2.52 blocks per set on 73 total blocks and has recorded four double-digit blocking performances, including two in the last three matches. During this stretch, the Tigers has logged a season-high 17 rejections twice.

Overall this season, LSU ranks No. 9 in the SEC with 2.41 blocks per set and No. 8 with 2.29 blocks per set in SEC matches only. The Bayou Bengals have six matches this season with double-digit blocks.

The Tigers also average 12.76 digs per set to help hold opposing teams to a .209 hitting percentage. LSU has held opponents under a .200 hitting percentage eight times this year.

TIGERS ON THE PROWL

The Bayou Bengals are hitting .229 on the season and enters the weekend averaging 13.02 kills and 12.21 assists per set. LSU has 53 aces and five matches with five or more aces this season.

As of Oct. 6, LSU leads the SEC with 755 total kills and 708 total assists, and ranks No. 4 with 140 blocks.

STATE OF THE PROGRAM

LSU got over the hump, picking up its first win over a nationally ranked program since 2022 when it defeated No. 23 Florida on Oct. 5. After traveling and playing against Alabama on Friday, LSU will face another opportunity with history on the line against No. 3 Kentucky at home on Sunday. LSU seeks its first win over a top 10 program since 2009.

COMING TO SEE THE TIGERS

The trend continues as 2,404 fans filed into the PMAC to watch LSU take on No. 20 Tennessee on Oct. 3, marking the third-highest attendance figure in program history.

Including the match versus Tennessee, LSU has four attendance marks this season alone that have joined the programs Top 10 list. LSU had 2,118 fans at the Florida match (Oct. 5; No. 8), 2,073 against Southeastern La. (Sept. 14; No. 9) and 2,072 fans in the season opener versus No. 10 SMU (Aug. 29; No. 10).

LSU set an attendance record against No. 8 Texas on Sept. 29, 2024, when 3,885 fans came out to the PMAC, representing the largest crowd in the state of Louisiana for a collegiate volleyball match.

Since the current regime has arrived in Baton Rouge in 2022, attendance has trippled and the program has eight top 10 crowds in that time span, all coming over the past two season.

FRIVOLOUS TRENDS

If you're superstitious and want some stats that really mean nothing, we've got you covered. LSU enters the weekend: 1-4 when playing on Fridays, but 3-1 when playing on Sundays; 2-5 when playing at night, but 7-1 when playing during the day; 0-3 when wearing white, 1-1 when wearing black, 3-1 when wearing gold and 5-1 when wearing purple...but who's counting?

JFR (JURNEE FREAKIN' ROBINSON)

Outside hitter Jurnee Robinson has been added to the 2025 AVCA Division I Player of the Year Watchlist and rightfully so as she leads the SEC with 5.66 points per set, 328.5 total points, 5.12 kills per set and 297 total kills. Robinson also sits inside the top 10 in the nation in each of those categories, beginning at No. 3 in total kills, No. 4 in total kills and kills per set, and No. 6 in points per set.

Robinson has turned in seven double-doubles this season and leads the team with 2.66 digs per set (154 total), and has seven aces and 42 blocks.

THE ROAD TO 1K: COMPLETED

Robinson reached 1,000-career kills on Sept. 18 at No. 19 USC. She is the 24th LSU Tiger to reach 1,000 career kills and the 12th to do so in the rally scoring era.

Aside from her 1,146 kills that ranks No. 16 all-time and No. 6 in the rally scoring era, Robinson is currently the program's all-time leader with 4.55 kills per set and 5.12 points per set. She has 24 career double-doubles, including 17 20-kill double-doubles, highlighted by two 30-kill double-doubles.

RALLY SCORING ALL-TIME KILL LEADERBOARD

Rk.	Name	Years	Kills
1.	Taylor Bannister	2017-2021	1,902
2.	Marina Skender	2005-2009	1,504
3.	Kyna Washington	2005-2008	1,473
4.	Desiree Elliott	2010-2013	1,182
5.	Regan Hood	2001-2004	1,172
6.	Jurnee Robinson	2023-Pres.	1,146

ROBINSON EARNED SEC WEEKLY ACCOLADE

On Oct. 6, Robinson received her fifth SEC weekly award in her career and second this season after arguable one of the best weekends for a player in program history.

Robinson became the first LSU Tiger to record consecutive 30-kill matches. Overall, she finished with 7.30 points and 6.70 kills per set on a .338 hitting percentage in 10 sets. She totaled 67 kills and a team-high 10 blocks for 73 total points.

Robinson posted 33 kills on a .375 clip against No. 20 Tennessee before delivering a career-high 34 kills on a .307 hitting percentage, a career-best seven blocks (two solo), and 12 digs in the upset over No. 23 Florida. Her 34 kills in a five-set match rank No. 3 all-time in LSU history,

ROBINSON TABBED SEC OFFENSIVE PLAYER OF THE WEEK

Robinson was selected as the SEC Offensive Player of the Week on Sept. 15, claiming her fourth career SEC weekly accolade, and first of the 2025 season.

In six sets played, Robinson averaged 5.42 points per set behind 5.17 kills per set (31 total) on a .375 hitting percentage and added three blocks.

EMBRACING THE JURNEE

Robinson is a two-time AVCA All-Region selection, the 2023 AVCA South Region Freshman of the Year, and a two-time All-SEC selection. Last season, Robinson set program single-season rally scoring era records with 5.49 points and 4.92 kills per set.

GEAUX GOLD

Robinson capped her summer by winning a gold medal with the U.S. Women's U23 National Team at the 2025 NORCECA Pan American Cup in Leon, Mexico. Robinson averaged 3.00 points per set and totaled 42 points in four matches she appeared in with 33 kills, seven blocks and two aces.

Team USA went 5-0 in the Pan American Cup and logged four sweeps, including in the finals against Canada.

MAMMA NIA

Outside hitter Nia Washington is averaging 3.72 points per set behind 3.17 kills (184 total), 0.33 aces per set (19 total) and 0.36 blocks (21 total).

Washington's 19 aces leads LSU and she has landed a season-high 17 kills three times.

Washington has four double-doubles this season with the first being her first match as an LSU Tiger, landing 13 kills and a career-high 18 digs against No. 10 SMU on Aug. 29. Washington is coming off a 14-kill, 16-dig performance in the win over No. 23 Florida (Oct. 5).

ALL-AMERICAN ADDITION

Washington is coming off a breakout season at Ole Miss, where she was named to the 2024 AVCA All-American Honorable Mention Team and the 2024 All-SEC First Team. Last season, Washington recorded career-highs of 4.34 points and 3.84 kills per set, 49 total blocks (10 solo blocks) and 29 service aces.

Washington was one of 10 athletes from the SEC, and 30 players overall, on the initial 2025 AVCA Division I Player of the Year Watch List.

BACK IN THE BOOT

Washington, who is from New Orleans, La., spent two seasons at Ole Miss (2023-2024) and played her freshman year at Iowa (2022) before returning to her homestate.

Washington is 189 kills shy of reaching 1,000 career kills. She enters the weekend with 811 career kills (2.91 per set), 102 blocks and 48 aces - good for 920.0 career points (3.30 per set).

STEADY EDDIE IN THE MIDDLE

Middle blocker Jessica Jones is a consistent prescence in the middle that leads LSU with 1.10 blocks per set and a .340 hitting percentage. Jones has 85 kills, five aces, and has 64 total blocks, including a season-high nine rejections at Arkansas (Sept. 28).

Jones had back-to-back career-highs in hitting percentage capped with a .688 hitting percentage against No. 19 USC (Sept. 18), where she had 11 kills on 16 swings with no errors.

WHO? JESS JONES! WHO? JESS JONES!

Last season, Jones had a .305 hitting percentage behind 163 kills, averaged 0.85 blocks per set on 88 total blocks and had 14 aces.

Jones became the first Tiger to log 10 or more blocks in a single match since Whitney Forman in 2021. Jones did it twice last season. The first was her first collegiate double-double with 12 kills and 12 blocks versus Troy on Aug. 31, 2024. The second was a 10-block performance versus Texas A&M (Oct. 13, 2024).

SMITH IS SMITHING

Right side Tireh Smith is making her presence known, entering the weekend with 72 kills and 29 blocks with four aces.

In the win over No. 23 Florida on Oct. 5, Smith finished with seven kills, highlighted by five kills behind a .500 hitting percentage in the second set to help even the match.

Smith tallied a season-high nine kills on a .412 hitting percentage with three blocks against San Diego State (Sept. 5).

ANOTHER SOUTH CAROLINA CONNECTION

Smith played for South Carolina in 2023-2024 after redshirting the 2022 season.

In 2024, Smith finished with 202 kills (2.13/set) on a .256 hitting percentage, and added 66 total blocks. Smith logged a career-high 18 kills at Georgia (Oct. 11, 2024) and eight blocks versus Florida (Nov. 27, 2024).

Smith is the third players from South Carolina on the 2025 LSU volleyball roster (Camryn Jeffery, Jurnee Robinson).

TIGER TRENDS

Overall	9-6
SEC	2-2
Non-Conference	7-4
Home	3-3
Away	3-3
Neutral	3-0
SEC Home	1-1
SEC Away	1-1
Non-Conference Home	2-2
Non-Conference Away	2-2
Non-Conference Neutral	3-0
Top 10 Opponents	0-1
Top 25 Opponents	1-4
Three-Set Matches	5-2
Four-Set Matches	1-2
Five-Set Matches	3-2
Win First Set	6-1
Lose First Set	3-5
Leading 2-0	5-1
Tied 1-1	4-2
Trailing 2-0	0-2
Leading 2-1	3-1
Trailing 2-1	1-2
Tied 2-2	3-2
Hitting Below .200	1-3
Hitting .200-.249	3-2
Hitting .250-.299	2-0
Hitting Above .300	3-1
August	1-2
September	7-3
October	1-1
November	0-0
December	0-0
Monday	0-0
Tuesday	1-0
Wednesday	0-0
Thursday	1-1
Friday	1-4
Saturday	3-0
Sunday	3-1
Day Matches	7-1
Night Matches	2-5
Purple Jerseys	5-1
Gold Jerseys	3-1
White Jerseys	0-3
Black Jerseys	1-1

2025 SEC STANDINGS			
TEAM	SEC	OVERALL	STREAK
Texas	5-0	13-0	W13
Kentucky	4-0	11-2	W8
Texas A&M	4-1	12-3	L1
Tennessee	3-1	12-2	L1
Auburn	3-1	12-3	W1
Oklahoma	3-1	11-3	W2
Mississippi State	2-2	12-2	L1
LSU	2-2	9-6	W1
Florida	2-2	7-6	L1
Georgia	1-3	9-5	W1
Missouri	1-3	9-6	L1
Ole Miss	1-3	9-6	L2
Vanderbilt	1-3	5-8	W1
Arkansas	1-3	5-10	L3
Alabama	0-4	8-6	L5
South Carolina	0-4	6-8	L4

2025 HONORS & AWARDS	
Jurnee Robinson	
SEC Player of the Week (Oct. 6)	
AVCA Division I Player of the Year Watch List	
SEC Offensive Player of the Week (Sept. 15)	
Preseason All-SEC	
Nia Washington	
AVCA Division I Player of the Year Watch List	
Preseason All-SEC	

DOUBLE-DOUBLES				
NAME	'23	'24	'25	CAR.
Jurnee Robinson	5	12	7	24
Nia Washington	1	12	4	17
Lauren Brooker	9	2	1	12
Takyla Brown	-	-	3	3
AC Froehlich	-	1	-	1
Jessica Jones	-	1	-	1

TOP 10 HOME ATTENDANCE			
Rank	Attendance	Opponent	Date
1	3,885	Texas	9/29/24
2	3,547	North Florida	9/20/24
3	2,404	Tennessee	10/03/25
4	2,316	South Carolina	9/21/07
5	2,304	Missouri	9/27/24
6	2,250*	Kentucky	11/20/92
7	2,162	Alabama	11/03/24
8	2,118	Florida	10/05/25
9	2,073	Southeastern La.	9/14/25
10	2,072	SMU	8/29/25

* Estimated
Bold done in 2025 season

SUCCESS ENG4NEERED
Middle blocker Angelina Lee has 58 kills and 41 blocks this season.
Lee came on strong in the second weekend of the season, where she led the Tigers with 17 blocks and added 14 kills on a .353 hitting percentage in Houston, highlighted by a career-high nine blocks, including four solo blocks, versus San Diego State (Sept. 5). She then matched a season-high eight kills at Notre Dame on a .385 hitting percentage and added three blocks.

ANGIE'S LIST
Lee paced the club at the net last season with 0.95 blocks per set (98 total) and a .350 hitting percentage, which ranks No. 4 in the program's rally-scoring era history and No. 8 all-time.
Lee landed 226 kills in 2024 and totaled 10 matches hitting .400 or better and eight over .500, including a career-high .750 vs. Arkansas with nine kills on 12 errorless swings (Nov. 17, 2024).
In addition to nine matches with double-digit kills, highlighted by a pair of 19-kill matches, Lee had eight matches with five or more blocks.

NASA EXPERIENCE
This summer, Lee completed a micro-internship with the NASA Launch Service's Program at the Kennedy Space Center in Houston, Texas.
Lee shadowed and learned from NASA experts across various fields, including other industrial engineers, launch directors, rocket propulsion engineers, business operatives and project managers.
Lee is an industrial engineering major, focusing on project optimization, system design and implementation and productivity and quality control.

WE DEVELOP HERE
The LSU staff has proven their expertise in developing players through a holistic approach. From significant leaps between freshman and sophomore seasons to successful transitions for transfers, this staff focuses on the overall growth of each athlete, enhancing not just their skills on the field, but also their mental and emotional well-being. This commitment to holistic development ensures that every player who joins their program continues to thrive.

CASE STUDIES		
Jessica Jones		
Category	2024	2025
Hitting Percentage	.305	.340
Kill Percentage	38.6	43.1
Error Percentage	10.1	9.13
Blocks Per Set	0.85	1.10
* Freshman vs. Sophomore Season		

Angelina Lee		
Category	2023	2024
Hitting Percentage	.225	.352
Kill Percentage	37.7	47.1
Error Percentage	17.2	13.0
Kills Per Set	1.30	2.19
Blocks Per Set	0.92	0.95
Points Per Set	2.22	2.76
* Freshman vs. Sophomore Season		

Jurnee Robinson		
Category	2023	2024
Kills Per Set	3.87	4.92
Passing Average	1.89	2.11
Aces Per Set	0.17	0.22
Assists Per Set	0.08	0.42
Points Per Set	4.66	5.49
* Freshman vs. Sophomore Season		

FEED THE FRESHIE
Freshman middle blocker Sanaa Donaie adds to a deep middles room, where she logged 16 blocks and eight kills in her first two collegiate starts.
Donaie turned in eight blocks and five kills on a .308 hitting percentage in her first collegiate career start at Arkansas (Sept. 28).
Donaie registered her first career kill and block against Southeastern (Sept. 14), then had the match-sealing block versus Cal (Sept. 20).
Overall, she has 12 kills and 21 blocks in 15 sets played, averaging 1.40 blocks per set. In SEC matches alone, Donaie averages 1.70 blocks per set, ranking No. 3 in the SEC.

LB15
Setter Lauren Brooker splits setter duties, but leads the team with 5.45 assists per set (316 total), and adds 16 kills, 67 digs and 17 blocks. Brooker also has six aces this season.
In Brooker's return to California, she logged her first double-double as an LSU Tiger with 25 assists and 12 digs versus Cal (Sept. 20). It was her 12th double-double of her career.

HITTER TURNED SETTER
Brooker is an active offensive threat who has set and played opposite at UC San Diego. With her outside hitter playing experience, she has a good feel for what hitters need and a good presence at the net.
After being named to the 2023 Big West All-Freshman Team as an opposite hitter, Brooker averaged 6.11 assists per set (149 total) in 2024 and added 25 kills, 17 blocks and nine aces.

LET'S GEAX TK!
Freshman setter Takyla Brown averages 4.73 assists per set on 265 assists and is fourth on the team with 82 total digs. Brown also has two aces and recorded her first career kill against No. 23 Florida (Oct. 5).
Brown has three double-doubles this season after recording her most recent at No. 19 USC (Sept. 18), where he had 24 assists and 10 digs. Her first collegiate double-double was a 25-assist and 11-dig performance against San Diego State (Sept. 5). Three matches later, she had 19 assists and 10 digs against Southeastern La. (Sept. 14).

FRESHMAN STANDOUTS
Libero Laurel Cassidy has entered the lineup consistently, totaling 84 digs (2.00/set), 25 assists and three aces in 42 sets played this season.
Right side Camryn Jeffery logged five kills and a team-high four blocks in the sweep over Houston on Sept. 6. Jeffery followed with another four-block performance at Notre Dame (Sept. 9). On the season, Jeffery has 16 kills and 16 blocks.

ALY ALY!
Defensive specialist/libero Aly Kirkhoff has recorded three consecutive matches with double-digit digs, including a season-high 12 digs against No. 20 Tennessee (Oct. 3). Kirkhoff has 71 total digs and 22 assists in 45 sets played in 2025.
Kirkhoff returns to the backline after leading LSU last season with 3.24 digs per set (330 total). Kirkhoff also added 89 assists and 22 aces in her freshman season.
Kirkhoff has two matches with 20 or more digs, including a career-best 26 digs versus Samford (Sept. 13, 2024). Last season, she also logged six multi-ace games, including a season-high four aces at Georgia (Oct. 27, 2024).

GLUE GIRL

Deemed a glue girl for the team, defensive specialist/libero Ella Hemmings was given a scholarship early in the season after earning it with her hard work and production.

Hemmings has 44 digs, 22 assists and four aces in 34 sets this season, and recorded a career-high nine digstwice versus No. 23 Florida (Oct. 5), and at No. 19 USC (Sept. 19).

TURN UP THE HEAT AC

Pin hitter AC Froehlich turned in a career-best 121 kills, 19 aces and had 24 blocks last season.

Froehlich logged her first colegiate double-double with a season-high 15 kills and added 14 digs with three aces against Florida International (Sept. 6, 2024).

AC also recorded four matches with three or more aces in 2024, including a career-high five aces at Auburn (Oct. 25, 2024).

SNEAKY PICKUP

Pin hitter Ana Tevdoradze, who is the first Division I volleyball athlete from the country of Georgia, had 19 kills, 28 digs, four aces and two blocks in her first season with the Tigers.

Tevdoradze made her 2025 season debut at No. 19 USC (Sept. 18), where she landed a kill and a block in two sets.

Tevdoradze is a 2023 NJCAA and AVCA All-American after averaging 3.94 kills per set with a .277 hitting percentage at Miami Dade College (MDC) in 2023. She also had 35 blocks, 27 aces, 4.51 points per set and 2.69 digs per set to help MDC become runner-ups in the 2023 NJCAA Championship match.

In her career at MDC, Tevdoradze averaged 4.10 points, 3.51 kills, a .274 hitting percentage, 2.25 digs per set, 83 total blocks and 41 total aces.

JOURNEY TO THE AMERICAN DREAM

Tevdoradze's journey from Georgia to America is nothing short of remarkable. Faced with challenges like borrowing gear to play, Ana and her family took a leap, moving to Florida with hopes of her playing NCAA Division I Volleyball. Initially told she wasn't ready, mainly due to a language barrier.

Ana didn't give up. Instead, she tackled a significant hurdle—learning English—by immersing herself in classes and YouTube. Her hard work paid off at Miami Dade College, where she led her team to back-to-back NJCAA Championship matches.

Now, in Division I, Ana is determined to succeed and make her mark as a professional. Reflecting on her journey, Ana says, "The opportunities I have here are incredible. I won't take them for granted and will work tirelessly to succeed."

INTERNATIONAL TEAM EXPERIENCE

Tevdoradze has played with the Georgian National Team for six years, including in the European Championship Qualifier against Portugal on August 17, 2024. In that match, Tevdoraze was second on the team with nine kills, two blocks and 11 points.

Tevdoradze was the captain of the Georgian National Team's 16, 17, and 18U teams.

LAINEE P

During her freshman season outside hitter Laine Pyles tallied 163 kills (2.09/set), 29 blocks, a team-high 24 aces and 69 digs last season.

Pyles registered seven matches with 10 or more kills, seven matches hitting over .300, including four over .400, and six multi-ace matches, including a season-high five aces versus Arkansas (Nov. 17, 2024).

FROM THE DIRT TO THE COURT

Defensive specialist/libero Emilee Prochaska has landed in Baton Rouge after playing softball last season at Houston. This season will be her first collegiate season playing volleyball.

Clearly a high-level athlete, Prochaska was an infielder that made five starts and appeared in 13 games, registering a .333 batting average behind four hits in 12 at-bats and scored two runs.

PROCHASKA'S PATH BACK TO VOLLEYBALL

Prochaska grew up playing multiple sports, but softball and volleyball stood out. Though she explored opportunities to be a dual-sport athlete, she ultimately chose to play softball at the University of Houston.

After her freshman year, she entered the transfer portal with the goal of continuing in softball. However, encouraged by her mother, she also began to reconsider volleyball. She reached out to former recruiter Jill Wilson to ask if returning to volleyball after a two-year break was even possible. That conversation led her to LSU—one of the first programs that had recruited her in high school.

Now at LSU, Prochaska has rediscovered her passion for volleyball. She's focused on regaining her court skills and making an impact however she can—whether on the floor or as a supportive teammate.

TEAMMATES FOR LIFE

Jessica Jones, Laine Pyles, redshirt freshman Bri Watson and Emilee Prochaska, were teammates at some point before donning the Purple and Gold. Jones and Watson were club teammates on Drive Nation in 2023. Jones and Prochaska played on the Frisco Flyers, and grew up playing multiple sports together, including soccer and softball.

Watson was also a teammate of Pyles in the Madfrog Volleyball Club, where they won the 2022 National Championship in the USA Volleyball All-Star Tournament.

THE STAFF

The 2025 season will be the fourth under head coach Tonya Johnson and her staff, which includes associate head coach and recruiting coordinator Jill Wilson and assistant coaches Kevin Inlow and Ashley Shook.

In the first year of the current staff's tenure, LSU made its first NCAA Tournament appearance since 2017 and won its first NCAA Tournament match since 2014, a 3-1 victory against Hawai'i on Dec. 2, 2022, in Stanford, Calif.

SCHEDULE NOTES

The LSU volleyball team's 26-match regular schedule features 12 home matches, including eight SEC contests. LSU will face 12 opponents who participated in the 2024 NCAA Tournament.

Three of the Tigers' SEC matches will be televised this season. The first will be on ESPN at the PMAC against Kentucky on Oct. 12. The other two will be on SEC Network and on the road at Missouri (Oct. 19) and Georgia (Nov. 12).

BIG OPENING SEC HOME WEEKEND

LSU split its home weekend, nearly pulling off back-to-back upsets over ranked opponents. The Tigers fell in a five-set battle to No. 20 Tennessee before rebounding with a thrilling 3-2 upset over No. 23 Florida. The Tigers recorded their first win over a ranked opponent since 2022 and first against Florida since 2021.

Jurnee Robinson logged back-to-back 30+ kill performances—33 against Tennessee and a career-high 34 versus Florida—while hitting .338 across 10 sets. Robinson also led the team with 10 blocks.

LSU hit .282 over the two matches, averaged 13.3 kills per set, and averaged 1.90 blocks per set. LSU had a season-high 67 kills in the match vs. Tennessee.

SEC OPENING WEEKEND

LSU split its first conference weekend, falling 3-0 at Oklahoma before rebounding with a 3-1 win at Arkansas. The Tigers combined for 30 blocks, highlighted by a season-high 17 versus the Razorbacks to secure their first SEC victory.

CLOSING OUT NON-CONFERENCE

LSU had a 3-1 and 3-0 setback at No. 19 USC on Sept. 18-19. In the loss, Robinson earned her 1,000th career kill and finished with a 2-kill, 17-dig double-double, to go along with four blocks in the first match.

After suffering its first sweep of the season in second match versus USC (Sept. 19), LSU defeated Cal in five sets behind a season-high 16 blocks, led by Jones and Smith's seven blocks each. Robinson also turned in her second 20-kill double-double of the season with 20 kills and 13 digs with four more blocks in the win.

THE RUN CONTINUES

LSU boosted its winning streak to five matches with a pair of sweeps at Notre Dame (Sept. 9) and against Southeastern La. (Sept. 14)

At Notre Dame, Nia Washington (14 kills, 18.5 points) and Jurnee Robinson (14 kills) led the Tigers, who hit .235 with 11 blocks and held ND to .143.

Against Southeastern, The Tigers hit a season-high .354 with 48 kills and five aces, while holding the Lions to .188 clip. Jurnee Robinson led with 17 kills.

HOUSTON, WE HAVE NO PROBLEM

LSU went undefeated at the Flo Hyman Classic in Houston, Texas, posting a 3-0 record with a sweep over Omaha, a five-set rally against San Diego State, and another sweep over previously unbeaten Houston. The Tigers recorded their third sweep of the season against the Cougars and held opponents to a combined .192 hitting percentage across the weekend. LSU's attack was fueled by standout performances from Nia Washington and Jurnee Robinson, while the defense registered 25 total blocks and 125 digs.

OPENING WEEKEND NOTES

LSU opened the 2025 season 1-2 at the Pete Maravich Assembly Center, highlighted by a sweep of South Alabama. The Tigers nearly upset No. 10 SMU in a five-set battle and pushed No. 20 Baylor to four sets. Jurnee Robinson totaled 62 kills with three double-doubles, while Nia Washington added 46 kills and two double-doubles. Jessica Jones led the defense with 15 blocks, and setters Lauren Brooker and Takyla Brown combined for 82 assists.

MORE CHANGES TO THE SEC

A year after adding Oklahoma and Texas to the league, the SEC will welcome Vanderbilt in 2025, pushing the league to 16 teams. Also, 2025 will see the return of the SEC Volleyball Tournament for the first time since 2005. The championship event will be held at Enmarket Arena in Savannah, Ga. from 2025-2027. All conference teams will participate in the tournament. The 2025 SEC Volleyball Championship will take place on Nov. 21-25, 2025. LSU has four SEC Tournament Championship titles (1986, 1989, 1990, 1991) and has an overall record standing at 27-29.

EXPERIENCED TIGERS

The Tigers return 11 players from the 2024 roster (one redshirt freshman), returning 86 percent of its kills, 84 percent of its aces, 81 percent of its blocks and 72 percent of its digs.

THE FRESHIES

The LSU freshman class includes setter Takyla Brown (Pflugerville, Texas), defensive specialist/libero Laurel Cassidy (Baton Rouge, La.), middle blocker Sanaa Donaie (Baytown, Texas) and opposite hitter Camryn Jeffery (Columbia, S.C.).

PORTAL REPORTS

LSU's four portal pick ups include setter Lauren Brooker (UC San Diego), defensive specialist/libero Emilee Prochaska, right side Tireh Smith (South Carolina) and outside hitter Nia Washington (Ole Miss).

2025 SEC PRESEASON POLL

LSU is picked to finish eighth in the 2025 SEC Preseason Coaches' Poll after accumulating 115 points. Kentucky, winners of eight consecutive SEC titles, lead the preseason rankings with 218 points and nine first place votes. Texas follows with 216 points and six first-place votes, while Texas A&M rounds out the top three with 195 points and the final first-place vote.

2025 SEC Preseason Coaches Poll

Rank	School	Points
1.	Kentucky (9)	218
2.	Texas (6)	216
3.	Texas A&M (1)	216
4.	Missouri	182
5.	Florida	169
6.	Tennessee	149
7.	Oklahoma	143
8.	LSU	115
9.	Georgia	98
10.	Ole Miss	97
11.	Arkansas	80
12.	Vanderbilt	77
13.	Auburn	76
14.	South Carolina	42
15.	Mississippi State	38
16.	Alabama	25

DYNAMIC DUO ON AII-SEC PRESEASON TEAM

LSU's new duo on the outsides in Jurnee Robinson and Nia Washington graces the 2025 All-SEC Preseason Team.

JOHNSON IS BACK HOME



CAREER HIGHLIGHTS

- **136-121 all-time record** as a head coach (LSU, Georgia Tech)
- **Advanced** LSU to the second round of the NCAA Tournament in 2022 for the first time since 2014.
- **Reached** the NCAA Tournament in 2022 with LSU for the first time in program history since 2017.

JOHNSON'S NUMBERS

6 AVCA All-American Selections

12 AVCA All-Region Selections

10 All-Conference Selections

As An Assistant And Player:

- **472-191 record** as assistant at LSU, UK, and Texas
- **5** Final Four Appearances at Texas
- **2** National Championship Appearances at Texas
- **8x** Big 12 Champions at Texas
- **2** Final Four Appearances as a player at LSU
- **4x** SEC Champion as a player at LSU

LSU volleyball head coach Tonya Johnson is in her fourth season leading the Bayou Bengals in 2025. Johnson has compiled a 51-49 record with an NCAA Tournament appearance and victory with the Tigers, and is 136-121 overall in her career as a head coach.

Johnson was a four-year letterwinner for the Tigers (1987-1990) who helped the program reach its first NCAA Final Four appearance in 1990 and won a combined four SEC championships, including two regular-season titles and SEC tournament titles (1989, 1990). Johnson is the sixth head coach in LSU volleyball history.

Since returning to Baton Rouge to lead the program, Johnson has developed five AVCA All-Region selections, including two-time honoree Jurnee Robinson, who is the third LSU Tiger to earn the AVCA South Region Freshman of the Year Award (2023).

Academics are also a top priority for Johnson. In her tenure, she has coached seven College Sports Communicators Academic All-District honorees, and the team has earned the U.S. Marines Corp./AVCA Team Academic award in each of her seasons. In the spring of 2024, the volleyball program had a 3.7 GPA, the highest in program history and the highest team GPA in LSU Athletics that semester.

Before leading the LSU program, Johnson had two stints at the University of Texas that spanned 14 years (2003-2008; 2014-2021). During her second stint with the Longhorns, Johnson, who was the associate head coach and recruiting coordinator, was part of five NCAA Final Four teams, including three appearances in the national championship match (2015-2016, 2020).


Between her two stints at Texas, Johnson was the head coach at Georgia Tech from 2009-2013. Johnson compiled an overall 85-72 record and led the Yellow Jackets to the 2009 NCAA Tournament. She coached 10 All-ACC selections at Georgia Tech, including four-time All-American Monique Mead.

While at Georgia Tech, Johnson was named the co-head coach of the 2012 U.S. Volleyball National A2 Team that earned the silver medal.

Johnson served as an assistant coach at LSU from 1998-2002 under Fran Flory, the program's all-time wins leader, and was responsible for most of the Tigers' recruiting efforts. Johnson began her coaching career as an assistant under Flory at Kentucky in 1995.




Jill Wilson
Associate Head Coach
Fourth Season



Kevin Inlow
Assistant Coach
Fourth Season



Ashley Shook
Assistant Coach
Fourth Season



Blaire Hiler
Director of Operations
Ninth Season

2025 COMBINED STATS

Overall	Conference	Home	Away	Neutral
9 - 6	2 - 2	3 - 3	3 - 3	3 - 0

Team Box Score

			Attack					Set		Serve				Dig		Blocking						
##	Player	SP	K	K/S	E	TA	PCT	A	A/S	SA	SE	SA/S	RE	DIG	DIG/S	BS	BA	TOT/S	BLK/S	BE	BHE	PTS
0	Cassidy, Laurel	42	0	0.00	0	0	.000	25	0.60	3	9	0.07	1	84	2.00	0	0	0	0.00	0	0	3.0
1	Tevdoradze, Ana	2	1	0.50	0	6	.167	0	0.00	0	0	0.00	1	3	1.50	0	1	1	0.50	0	0	1.5
2	Smith, Tireh	54	72	1.33	35	188	.197	7	0.13	4	10	0.07	0	28	0.52	1	28	29	0.54	8	0	91.0
3	Kirkhoff, Aly	45	1	0.02	0	2	.500	22	0.49	0	8	0.00	4	71	1.58	0	0	0	0.00	0	0	1.0
4	Lee, Angelina	48	58	1.21	19	153	.255	3	0.06	0	0	0.00	0	7	0.15	5	36	41	0.85	1	0	81.0
5	Robinson, Jurnee	58	297	5.12	125	679	.253	20	0.34	7	31	0.12	7	154	2.66	7	35	42	0.72	2	1	328.5
6	Washington, Nia	58	184	3.17	94	516	.174	19	0.33	19	38	0.33	21	132	2.28	5	16	21	0.36	5	0	216.0
7	Jones, Jessica	58	85	1.47	18	197	.340	6	0.10	5	29	0.09	1	28	0.48	3	61	64	1.10	3	0	123.5
8	Hemmings, Ella	34	1	0.03	0	2	.500	22	0.65	4	6	0.12	14	44	1.29	0	0	0	0.00	0	0	5.0
9	Jeffery, Camryn	21	16	0.76	5	60	.183	0	0.00	0	1	0.00	0	12	0.57	0	16	16	0.76	1	0	24.0
13	Froehlich, AC	26	11	0.42	8	44	.068	2	0.08	3	4	0.12	3	25	0.96	0	5	5	0.19	0	0	16.5
15	Brooker, Lauren	58	16	0.28	5	50	.220	316	5.45	6	7	0.10	0	67	1.16	1	16	17	0.29	1	0	31.0
23	Donaie, Sanaa	15	12	0.80	2	35	.286	1	0.07	0	0	0.00	0	3	0.20	1	20	21	1.40	3	0	23.0
24	Bonnafee, Sophie	8	0	0.00	0	0	.000	0	0.00	0	3	0.00	0	0	0.00	0	0	0	0.00	0	0	0.0
25	Brown, Takyla	56	1	0.02	0	4	.250	265	4.73	2	14	0.04	0	82	1.46	0	0	0	0.00	0	0	3.0
LSU		58	755	13.02	311	1936	.229	708	12.21	53	160	0.91	68	740	12.76	23	234	140	2.41	24	1	948.0
Opponents		58	699	12.05	304	1886	.209	648	11.17	68	147	1.17	53	721	12.43	17	203	118.5	2.04	28	1	885.5

Team statistics

	LS	OPP
ATTACK		
Kills	755	699
Errors	311	304
Total Attacks	1936	1886
Attack Pct	.229	.209
Kills/Set	13.02	12.05
SET		
Assists	708	648
Attempts	1908	1891
Assist Pct	.371	.343
Assists/Set	12.21	11.17
SERVE		
Aces	53	68
Errors	160	147
Attempts	1272	1256
Serve Pct	.874	.883
Aces/Set	0.91	1.17
SERVE RECEPTIONS		
Errors	68	53
Errors/Set	1.17	0.91
Attempts	1109	1112
Reception Pct	.939	.999
DEFENSE		
Digs	740	721
Digs/Set	12.76	12.43
BLOCKING		
Block solo	23	17
Block Assist	234	203
Total Blocks	140	118.5
Blocks/Set	2.41	2.04
Block Errors	24	28
Ball handling errors	1	1
ATTENDANCE		
Total	11412	12141
Dates/Avg Per Date	6/1902	6/2024
Neutral Site #/Avg	3/105	-
Current win streak	0	-
Home win streak	0	-

Team Results

Date	Opponent		Score	Score-by-set	Att.
08/29/2025	SMU	L	2-3	20-25,25-20,25-23,16-25,12-15	2072
08/30/2025	South Alabama	W	3-0	25-21,25-21,25-15	1223
08/31/2025	Baylor	L	1-3	20-25,25-23,20-25,23-25	1522
09/04/2025	vs Omaha	W	3-0	27-25,25-23,25-17	150
09/05/2025	vs San Diego St.	W	3-2	25-19,22-25,20-25,25-23,15-12	97
09/06/2025	at Houston	W	3-0	25-18,25-23,26-24	1581
09/09/2025	at Notre Dame	W	3-0	25-20,25-22,25-22	528
09/14/2025	Southeastern La.	W	3-0	25-18,25-17,26-24	2073
09/18/2025	at Southern California	L	1-3	20-25,28-30,25-17,17-25	3469
09/19/2025	at Southern California	L	0-3	19-25,21-25,16-25	1903
09/20/2025	vs California	W	3-2	25-27,25-21,25-19,19-25,15-13	67
* 09/26/2025	at Oklahoma	L	0-3	17-25,24-26,18-25	1579
* 09/28/2025	at Arkansas	W	3-1	12-25,25-17,25-21,25-23	3081
* 10/03/2025	Tennessee	L	2-3	25-20,25-21,23-25,16-25,8-15	2404
* 10/05/2025	Florida	W	3-2	16-25,25-22,25-14,22-25,15-4	2118

2025 COMBINED SEC STATS

Overall	Conference	Home	Away	Neutral
2 - 2	2 - 2	1 - 1	1 - 1	0 - 0

Team Box Score

			Attack					Set		Serve				Dig			Blocking						
##	Player	SP	K	K/S	E	TA	PCT	A	A/S	SA	SE	SA/S	RE	DIG	DIG/S	BS	BA	TOT/S	BLK/S	BE	BHE	PTS	
0	Cassidy, Laurel	17	0	0.00	0	0	.000	7	0.41	0	1	0.00	1	30	1.76	0	0	0	0.00	0	0	0.0	
2	Smith, Tireh	17	22	1.29	14	60	.133	3	0.18	2	5	0.12	0	7	0.41	0	10	10	0.59	2	0	29.0	
3	Kirkhoff, Aly	13	1	0.08	0	1	1.000	1	0.08	0	5	0.00	0	33	2.54	0	0	0	0.00	0	0	1.0	
4	Lee, Angelina	9	6	0.67	1	23	.217	3	0.33	0	0	0.00	0	2	0.22	1	4	5	0.56	1	0	9.0	
5	Robinson, Jurnee	17	97	5.71	36	217	.281	7	0.41	0	8	0.00	3	33	1.94	3	12	15	0.88	0	0	106.0	
6	Washington, Nia	17	53	3.12	18	148	.236	6	0.35	2	11	0.12	5	36	2.12	0	4	4	0.24	0	0	57.0	
7	Jones, Jessica	17	16	0.94	7	54	.167	1	0.06	0	10	0.00	0	6	0.35	0	14	14	0.82	1	0	23.0	
8	Hemmings, Ella	10	0	0.00	0	1	.000	7	0.70	1	3	0.10	2	13	1.30	0	0	0	0.00	0	0	1.0	
9	Jeffery, Camryn	3	3	1.00	0	7	.429	0	0.00	0	0	0.00	0	1	0.33	0	1	1	0.33	0	0	3.5	
13	Froehlich, AC	2	1	0.50	3	7	-.286	0	0.00	0	0	0.00	0	0	0.00	0	0	0	0.00	0	0	1.0	
15	Brooker, Lauren	17	7	0.41	1	20	.300	93	5.47	0	2	0.00	0	10	0.59	0	7	7	0.41	0	0	10.5	
23	Donaie, Sanaa	10	9	0.90	2	25	.280	1	0.10	0	0	0.00	0	2	0.20	1	16	17	1.70	0	0	18.0	
24	Bonnafee, Sophie	4	0	0.00	0	0	.000	0	0.00	0	2	0.00	0	0	0.00	0	0	0	0.00	0	0	0.0	
25	Brown, Takyla	17	1	0.06	0	1	1.000	75	4.41	0	1	0.00	0	19	1.12	0	0	0	0.00	0	0	1.0	
LSU		17	216	12.71	82	564	.238	204	12.00	5	48	0.29	14	192	11.29	5	68	39	2.29	4	0	260.0	
Opponents		17	208	12.24	84	513	.242	194	11.41	14	38	0.82	5	211	12.41	2	47	25.5	1.50	9	1	247.5	

Team statistics

	LS	OPP
ATTACK		
Kills	216	208
Errors	82	84
Total Attacks	564	513
Attack Pct	.238	.242
Kills/Set	12.71	12.24
SET		
Assists	204	194
Attempts	544	531
Assist Pct	.375	.365
Assists/Set	12.00	11.41
SERVE		
Aces	5	14
Errors	48	38
Attempts	348	356
Serve Pct	.862	.893
Aces/Set	0.29	0.82
SERVE RECEPTIONS		
Errors	14	5
Errors/Set	0.82	0.29
Attempts	318	300
Reception Pct	.956	.999
DEFENSE		
Digs	192	211
Digs/Set	11.29	12.41
BLOCKING		
Block solo	5	2
Block Assist	68	47
Total Blocks	39	25.5
Blocks/Set	2.29	1.50
Block Errors	4	9
Ball handling errors	0	1
ATTENDANCE		
Total	4522	4660
Dates/Avg Per Date	2/2261	2/2330
Neutral Site #/Avg	0/0	-
Current win streak	0	-
Home win streak	0	-

Team Results

Date	Opponent	Score	Score-by-set	Att.
* 09/26/2025	at Oklahoma	L 0-3	17-25,24-26,18-25	1579
* 09/28/2025	at Arkansas	W 3-1	12-25,25-17,25-21,25-23	3081
* 10/03/2025	Tennessee	L 2-3	25-20,25-21,23-25,16-25,8-15	2404
* 10/05/2025	Florida	W 3-2	16-25,25-22,25-14,22-25,15-4	2118

2025 TEAM MATCH-BY-MATCH

Teams	K	E	TA	PCT	AST	SA	SE	RE	DIG	BS	BA	BE	TB	BHE	PTS
LSU	60	29	154	.201	59	6	14	8	60	0	16	1	8.0	0	74.0
SMU	57	17	144	.278	56	8	14	6	57	3	16	2	11.0	0	76.0
LSU	45	15	93	.323	42	6	11	5	40	1	12	1	7.0	0	58.0
South Alabama	26	18	90	.089	24	5	6	6	30	5	2	1	6.0	0	37.0
LSU	57	25	140	.229	56	6	12	8	47	2	6	0	5.0	0	68.0
Baylor	51	16	122	.287	48	8	9	6	44	0	20	1	10.0	0	69.0
LSU	47	16	98	.316	42	4	10	2	35	0	18	3	9.0	0	60.0
vs. Omaha	37	15	95	.232	33	2	10	4	28	0	18	3	9.0	0	48.0
LSU	58	25	147	.224	56	6	15	9	59	7	16	3	15.0	0	79.0
vs. San Diego State	52	32	158	.127	51	9	9	6	58	3	18	3	12.0	0	73.0
LSU	45	16	107	.271	42	2	7	0	45	2	14	1	9.0	0	56.0
at Houston	41	21	120	.167	33	0	8	2	39	0	14	2	7.0	0	48.0
LSU	41	17	102	.235	36	3	6	4	39	2	18	6	11.0	0	55.0
at Notre Dame	37	22	105	.143	33	4	9	3	35	0	8	2	4.0	0	45.0
LSU	48	13	99	.354	44	5	10	2	46	0	6	2	3.0	0	56.0
Southeastern La.	33	14	101	.188	27	2	7	5	35	0	6	1	3.0	0	38.0
LSU	54	31	166	.139	51	2	11	6	70	2	20	0	12.0	0	68.0
at USC	47	19	147	.190	46	6	14	2	61	0	24	2	12.0	0	65.0
LSU	28	16	110	.109	26	4	6	3	43	0	10	1	5.0	0	37.0
at USC	50	14	116	.310	47	3	8	4	57	3	14	1	10.0	0	63.0
LSU	56	27	157	.185	50	4	10	7	64	2	30	2	17.0	1	77.0
vs. Cal	60	32	175	.160	56	7	15	4	66	1	16	1	9.0	0	76.0
LSU	30	22	90	.089	29	2	15	6	29	1	4	0	3.0	0	35.0
at Oklahoma	30	17	84	.155	28	6	9	2	29	0	19	2	9.5	0	45.5
LSU	53	19	148	.230	49	0	7	2	55	0	34	1	17.0	0	70.0
at Arkansas	57	24	143	.231	56	2	10	0	63	0	2	1	1.0	0	60.0
LSU	67	17	158	.316	63	1	14	5	45	1	18	2	10.0	0	78.0
Tennessee	68	20	137	.350	63	5	9	1	58	0	12	5	6.0	0	79.0
LSU	66	24	168	.250	63	2	12	1	63	3	12	1	9.0	0	77.0
Florida	53	23	149	.201	47	1	10	2	61	2	14	1	9.0	1	63.0
LSU															
at Alabama															
LSU															
Kentucky															
LSU															
at Vanderbilt															
LSU															
at Missouri															
LSU															
Texas A&M															
LSU															
Texas															
LSU															
Mississippi State															
LSU															
Ole Miss															
LSU															
at South Carolina															
LSU															
at Georgia															
LSU															
Auburn															
LSU Totals	755	311	1936	.229	708	53	160	68	740	23	234	24	140	1	948.0
Opp. Totals	699	304	1886	.209	648	68	147	53	721	17	203	28	118.5	1	885.5

2025 MATCH-BY-MATCH LEADERS

Opponent	Kills	Assists	Aces	Digs	Blocks
SMU	Robinson (25)	Brooker (26)	Jones (2) Smith (2) Washington (2)	Washington (18)	Jones (8)
South Alabama	Washington (18)	Brooker (22)	Robinson (2) Washington (2)	Robinson (12)	Jones (4)
Baylor	Robinson (22)	Brooker (34)	Jones (2)	Robinson (12) Washington (12)	Jones (3)
vs. Omaha	Robinson (19)	Brown (22)	Brooker (1) Froehlich (1) Hemmings (1) Washington (1)	Robinson (7)	Lee (6)
vs. San Diego St.	Robinson (21)	Brown (25)	Robinson (2)	Robinson (18)	Lee (9)
at Houston	Washington (17)	Brooker (19)	Cassidy (1) Robinson (1)	Cassidy (7)	Jeffery (4) Jones (4)
at Notre Dame	Robinson (14) Washington (14)	Brown (16)	Washington (2)	Robinson (8)	Jones (6)
Southeastern La.	Robinson (17)	Brown (19)	Washington (3)	Brown (10)	Jones (2) Washington (2)
at USC	Robinson (21)	Brown (24)	Brooker (1) Washington (1)	Robinson (17)	Jones (7)
at USC	Robinson (11)	Brooker (13)	Washington (3)	Hemmings (9)	Jones (3)
vs. Cal	Robinson (20)	Brooker (25)	Washington (2)	Robinson (14)	Jones (7) Smith (7)
at Oklahoma	Robinson (10)	Brooker (13)	Smith (2)	Robinson (7)	Jeffery (1) Jones (1) Lee (1) Robinson (1) Smith (1)
at Arkansas	Robinson (19)	Brown (21)	None	Cassidy (14)	Jones (9)
Tennessee	Robinson (33)	Brooker (28)	Washington (1)	Kirkhoff (12)	Donaie (8)
Florida	Robinson (34)	Brooker (33)	Hemmings (1) Washington (1)	Washington (16)	Robinson (7)
at Alabama					
Kentucky					
at Vanderbilt					
at Missouri					
Texas A&M					
Texas					
Mississippi St.					
Ole Miss					
at South Carolina					
at Georgia					
Auburn					

2025 INDIVIDUAL MATCH HIGHS

KILLS

34, Robinson, vs. No. 23 Florida (Oct. 5)

ATTACKS

75, Robinson, vs. No. 23 Florida (Oct. 5)

HITTING % (MIN. 10K)

.688, Jones, at No. 19 USC (Sept. 18)

ASSISTS

34, Brooker, vs. No. 20 Baylor (Aug. 31)

ACES

3, Washington, Twice; at No. 19 USC (Sept. 18);
vs. Southeastern La. (Sept. 14)

DIGS

18, Robinson, vs. San Diego St. (Sept. 5);
Washington, vs. No. 10 SMU (Aug. 29)

BLOCK SOLOS

4, Lee, vs. San Diego State (Sept. 5)

BLOCK ASSISTS

9, Jones, at Arkansas (Sept. 28)

TOTAL BLOCKS

9, Jones, at Arkansas (Sept. 28)
Lee, vs. San Diego State (Sept. 5)

2025 TEAM HIGHS

KILLS

67, vs. No. 20 Tennessee (Oct. 3)

ATTACKS

168, vs. No. 23 Florida (Oct. 5)

HITTING %

.354, vs. Southeastern La. (Sept. 14)

ASSISTS

63, vs. No. 23 Florida (Oct. 5)
vs. No. 20 Tennessee (Oct. 3)

ACES

6, Four Times

DIGS

70, at No. 19 USC (Sept. 19)

BLOCKS

17.0, Twice, at Arkansas (Sept. 28)
vs. Cal (Sept. 20)

2025 MATCH STAT LEADERS

Times a player led the team in a category in a single match (ties count as leaders):

KILLS

Robinson - 13 Washington - 3

ASSISTS

Brooker - 9 Brown - 6

ACES

Washington - 10 Robinson - 3
Brooker - 2 Hemmings - 2
Jones - 2 Smith - 2
Cassidy - 1 Froehlich - 1
Washington - 1

DIGS

Robinson - 8 Cassidy - 2
Washington - 3 Brown - 1
Hemmings - 1 Kirkhoff - 1

BLOCKS

Jones - 11 Lee - 3
Jeffery - 2 Robinson - 2
Smith - 2 Donaie - 1
Washington - 1

LAST TIME LSU...

LSU lost the first set in a win

10/05/25, No. 23 Florida [W, 3-2]

LSU lost the first 2 sets in a win

8/30/24, vs. New Hampshire [W, 3-2]

LSU was down 2-1 in a win

9/5/25, vs. San Diego State [W, 3-2]

LSU won the first set in a loss

10/03/25, No. 20 Tennessee [L, 3-2]

LSU won the first 2 sets in a loss

10/03/25, No. 20 Tennessee [L, 3-2]

LSU was up 2-1 in a loss

10/03/25, No. 20 Tennessee [L, 3-2]

LSU beat a ranked opponent

10/05/25, No. 23 Florida [W, 3-2]

LSU beat a ranked opponent at home

10/05/25, No. 23 Florida [W, 3-2]

LSU beat a ranked opponent on the road

9/24/22, at No. 15 Kentucky [W, 3-2]

LSU beat a ranked opponent at a neutral site

12/6/13, vs. No. 24 Michigan [W, 3-2]

LSU beat a Top 10 opponent

11/13/09, at No. 10 Florida [W, 3-1]

HITTING PERCENTAGE

LSU hit .400 as a team

.400 [38-8-75], vs. Arkansas [11/7/24]

LSU hit .500 as a team

.524 [51-8-82], vs. Grambling State [09/2/11]

LSU hit .500 as a team in a set

.500 [7-1-12], No. 23 Florida [10/05/25]

LSU's opponent hit over .300 as a team

.350 [68-20-137], No. 20 Tennessee [10/03/25]

LSU held an opponent under .100 hitting

.089 [26-18-90], South Alabama [08/30/25]

LSU hit less than .200

.088 [30-22-91], at Arkansas [09/26/25]

LSU hit less than .100

.088 [30-22-91], at Arkansas [09/26/25]

LSU hit less than .200 & won

.169 [56-29-160], vs. Cal [09/20/25]

LSU hit less than .150 & won

.142 [54-30-169], vs. Samford [09/13/24]

LSU outthit the opponent & lost

.253-.236, at Georgia [10/27/24]

LSU was outthit & won

.231-.230, at Arkansas [09/28/25]

KILLS

LSU had 60 + kills

66, No. 23 Florida [10/05/25]

LSU had 80 + kills

80, vs. Ole Miss [10/23/11]

ASSISTS

LSU had 60 + assists

63, No. 23 Florida [10/05/25]

LSU had 80 + assists

80, at Tennessee [10/12/07]

DIGS

LSU had 80 + digs

96, vs. Mississippi State [10/29/22]

LSU had 100 + digs

108, vs. Mississippi State [10/30/22]

BLOCKS

LSU had 15-19.5 blocks

17.0, at Arkansas [09/28/25]

LSU had 20 + blocks

20.0, vs. Troy [9/18/21]

LSU was out-blocked & won

10.0-7.0, at Alabama [11/29/24]

ACES

LSU had 10 + aces

10, at Georgia [10/27/24]

LAST TIME A TIGER...

KILLS

Five LSU players had 10+ kills

Taylor Bannister [22], Toni Rodriguez [16], Whitney Foreman [12], Milan Stokes [11], Olivia Beyer [11]

Four LSU players had 10+ kills

Jurnee Robinson [20], Jade Demps [13], Jessica Jones [12], Angelina Lee [10]

Three LSU players had 15+ kills

Taylor Bannister [16], Jacqui Armer [15], Toni Rodriguez [15]

No LSU players had 10+ kills

vs. No. 23 Florida [10/20/24]

An LSU player had 20 or more kills

Jurnee Robinson [20] vs. Cal [09/20/25]

An LSU player had 25 or more kills

Jurnee Robinson [25], No. 10 SMU [08/29/25]

An LSU player had 30 or more kills

Jurnee Robinson [34], No. 23 Florida [10/05/25]

An LSU player had 40 or more kills

Monique Adams [43], No. 10 Florida [12/14/91]

An LSU player had 20 + kills and 20 + digs

Angela Bensend [20 kills, 26 digs], at TCU [09/03/10]

An LSU player had back-to-back double-doubles

Takyla Brown

24 assists, 10 digs [at No. 19 UCS, 09/18/25]; 19 assists, 10 digs [Southeastern La., 09/14/25]

An LSU player had 5 straight double-doubles

Ella Larkin

[5; 2021 Season] 44 assists, 18 digs [at Ole Miss, 11/11/21];

49 assists, 18 digs [at Ole Miss, 11/12/21]; 39 assists, 10 digs [Texas A&M, 11/21/21]

45 assists, 14 digs [at Georgia, 11/26/21]; 51 assists, 11 digs [at Georgia, 11/27/21]

An LSU player had a triple-double

Malorie Pardo

40 assists, 11 digs, 10 kills, vs. South Florida [08/29/14]

ATTEMPTS

An LSU player had 50 or more attempts

Jurnee Robinson [57], vs. Cal [09/20/25]

An LSU player had 60 or more attempts

Jurnee Robinson [64], No. 20 Tennessee [10/03/25]

An LSU player had 70 or more attempts

Jurnee Robinson [75], No. 23 Florida [10/05/25]

HITTING PERCENTAGE [10 OR MORE ATTEMPTS]

An LSU player had a .400 hitting percentage

Jurnee Robinson [17-5-30, .400], Southeastern La. [09/14/25]

An LSU player had a .500 hitting percentage

Jessica Jones [7-1-11, .545] vs. Omaha [09/04/25]

Tireh Smith [7-1-12, .500] vs. Omaha [09/04/25]

An LSU player had a .600 hitting percentage

Jessica Jones [11-0-16, .688], vs. No. 19 USC [09/18/25]

An LSU player had a .700 hitting percentage

Angelina Lee [9-0-12, .750], vs. Arkansas [11/17/24]

An LSU player had an .800 hitting percentage

Malorie Pardo [10-0-12, .833] vs. South Florida [8/29/14]

An LSU player had a .900 hitting percentage

Allee Morris [10-0-11, .909], vs. Texas A&M [11/21/21]

ASSISTS

An LSU player had 50 or more assists

Bailey Ortega [55], vs. South Carolina [11/13/24]

An LSU player had 60 or more assists

Lindsay Flory [60], vs. South Carolina [11/18/18]

An LSU player had 70 or more assists

Daniela Romero [74], at No. 13 Tennessee [09/15/06]

An LSU player had 80+ assists

Lauren O'Connor [84], at Mississippi State [11/08/98]

Two LSU players had 20+ assists

Lauren Brooker [28] & Takyla Brown [25],

No. 20 Tennessee [10/03/25]

DIGS

Five LSU players had 10 + digs

vs. Mississippi State [10/30/22]

Ella Larkin [31], Jill Bohnet [21], Paige Flickinger [18], Maddie Waak [17], Sanaa Dotson [12]

Three LSU players had 15 + digs

vs. Mississippi State [10/30/22] (4)

Ella Larkin [31], Jill Bohnet [21], Paige Flickinger [18], Maddie Waak [17]

Two LSU players had 20 + digs

Ella Larkin [31], Jill Bohnet [21] vs. Mississippi State [10/30/22]

An LSU player recorded 20-24 digs

Aly Kirkhoff [20], vs. South Carolina [11/13/24]

An LSU player recorded 25-29 digs

Aly Kirkhoff [26], vs. Samford [9/13/24]

An LSU player recorded 30-39 digs

Ella Larkin [31], vs. Mississippi State [10/30/22]

An LSU player recorded 40 + digs

Meghan Mannari [40], at Auburn [10/19/12]

BLOCKS

An LSU player had 7-9 blocks

Jurnee Robinson [7], No. 23 Florida [10/05/25]

An LSU player had 10 + blocks

Jessica Jones [10], vs. Texas A&M [10/13/24]

An LSU player had 4 solo blocks

Angelina Lee [4] vs. San Diego State [09/05/25]

An LSU player had 5 + solo blocks

Ivana Kuzmic [6], Houston [11/27/04]

ACES

An LSU player had 5 aces

Lainee Pyles [5], vs. Arkansas [11/17/24]

An LSU player had 6 aces

Anita Anwusi [6], vs. No. 8 Tennessee [11/17/23]

An LSU player had 7 + aces

Kylie DeBerg [7], vs. Texas A&M [11/21/21]

An LSU player had 10 + aces

Wendy Stammer [10], Texas Tech [09/14/86]

Three LSU players had multiple aces

Jessica Jones [2], Tireh Smith [2], Nia Washington [2]

No. 10 SMU [08/29/25]

Five LSU players had multiple aces

Erin Carmichael [5], Jade Demps [3], Paige Flickinger [2],

Jurnee Robinson [2], Maddie Waak [2], vs. Ball State [9/3/23]

LSU had 0 aces as a team

at Arkansas [09/28/25]

TIGER FINDINGS: PLAYER FACTS

LAUREL CASSIDY

SERVE SONG: Breaking Dishes - Rihanna

Hometown kid majoring in food sciences and nutrition...would like to be a dietician for an athletic team...has always wanted to score a touchdown and do a celebration dance...knows how to juggle...likes marine life, especially sting rays...is an unashamed believer in Jesus Christ.

ANA TEVDORADZE

SERVE SONG: Love Yourz - J. Cole

Is the first volleyball Division I athlete from the country of Georgia...desires to play volleyball professionally for a few years and establish her volleyball academy in Georgia...can swing with either arm...wants to open numerous Georgian food restaurants in America...would love to by the beach anywhere in Greece, Italy or Portugal...likes basketball, tennis and pickleball...she would be Wonder Woman if she was a fictional character.

TIREH SMITH

SERVE SONG: 712PM - Future

A journalism major aspiring to work in sports broadcasting...would live in the Maldives...went to culinary school in high school for two years...has a love for Junie B. Jones.

ALY KIRKHOFF

SERVE SONG: Breaking Dishes - Rihanna

Wants to be a financial advisor for athletes...extremely superstitious...believes the Indianapolis 500 is the best day of the year...her grandfather Bob Kirkhoff, who she shared a birthday with, is in the Indiana Basketball Hall of Fame...has an extra bone in her foot...favorite fictional character is Rapunzel.

ANGELINA LEE

SERVE SONG: Word on the Streets - Key Glock

Studying industrial engineering...wants to work at NASA and/or be a project manager...although she would love to learn how to fly, she has a fear of heights...her favorite sport outside of volleyball is track...her favorite type of animals are marsupials...would select Michelle Obama as a mentor because she values her leadership.

JURNEE ROBINSON

SERVE SONG: Trap 101 - YoungBoy Never Broke Again

Wants to play pro volleyball and own her own business surrounding athletic wear...would desire to be mentored by Jordan Larson...loves to be around toddlers...favorite type of animals are dolphins...wants to learn how to juggle...and is a big fan of Princess Tiana.

NIA WASHINGTON

SERVE SONG: Stop Playin With Me - Lil Wayne

Has a desire to play professional volleyball and then work in the medical field with her own practice...would love to stay in Louisiana, but would consider living in Colorado...use to be a junior dancer for the Pelicans Basketball team...wants to learn how to do woodworking and build her own house.

JESSICA JONES

SERVE SONG: Independent - Boosie Badazz, Lil Phat, Webbie

Has a farm in Nebraska where all of her family is from...studying mechanical engineering...everyone in her family is an engineer except her mom...would love to learn how to speak another language...if she could be a fictional character, she would be Jessica Pearson from Suits.

ELLA HEMMINGS

SERVE SONG: Be My Lover - La Bouche

Undecided for a career, but ranks from corporate to director of ops for a sports team...Wants to live anywhere that doesn't snow often...would love to meet The Rock...favorite type of animal is an elephant...other than volleyball, her favorite sport to watch is basketball and favorite sport to play is tennis.

CAMRYN JEFFERY

SERVE SONG: Shot Callin - NBA Youngboy

Wants to be an athletic trainer...majoring in kinesiology...wants to visit Japan and go sky diving...is inspired by Muhammad Ali, specifically his mental toughness and resilience...loves Mufasa.

EMILEE PROCHASKA

SERVE SONG: Halftime (Stand Up and Get Crunk) - Ying Yang Twins

As of now, she'd like to work as a physical therapist or anything within the sports/medical field...one day, she would like to own a doggy daycare and travel coffee shop...loves puzzles and crafts...can solve three different rubik's cubes...favorite sport is softball as she played a year of softball at Houston as a freshman...wants to compete in an HYROX...as a christian, she wants to grow in her faith by reading the entire Bible.

LAINEE PYLES

SERVE SONG: Mask Off - Future

Wants to work in sports...would have liked to meet Kobe Bryant...wants to be trilingual and play the piano...her favorite subject is math...secretly wants to be a setter.

BRI WATSON

SERVE SONG: Family Ties - Baby Keem & Kendrick Lamar

Would like to live in Switzerland... favorite sport outside of volleyball is basketball...likes the idea of Rhianna as a mentor...used to play the flute and would like to learn how to play the piano...is decently artistic.

AC FROELICH

SERVE SONG: Style - Taylor Swift

An aspiring veterinarian...has been interning for Companion Animal Alliance...would like to meet Taylor Swift...can play the guitar, kinda...was a member of St. Thomas Moore High School 2022 State Championship team and Louisiana Gatorade Player of the Year.

LAUREN BROOKER

SERVE SONG: THE DAYS (NOTION Remix) - Chrystal and NOTION

Aspires to play professional volleyball...studying journalism...an avid hockey fan with Canadian roots, she wants to attend an Edmonton Oilers game one day...loves to fish...wants to learn how to snowboard.

REMI NUSS

SERVE SONG: Pipe Down - Drake

Wants a career as a sports psychologist...was committed to two other schools before choosing LSU...before volleyball, she won a competitive cheerleading national championship in the first grade...was the chief photographer for her high school newspaper...enjoys golf...gone conch and lobster diving...likes Phoebe from Friends.

SANAA DONAIE

SERVE SONG: I Serve The Base - Future

Studying business...loves a tropical vibe as she would like to live in Miami, visit Turks and Caicos, and meet Rihanna...likes basketball...doesn't like watermelon...wants to learn how to draw.

SOPHIE BONNAFFEE

SERVE SONG: Headlines - Drake

Wants to work in law...was coached by her mother all four years of high school and won three out of four state championships together...loves old music and country music...wants to learn how to play the piano...favorite sports other than volleyball is basketball.

TAKYLA BROWN

SERVE SONG: Yungen - Rod Wave

Wants to be a psychologist...would like to start a podcast...enjoys watching track, but don't want to run...seems shy and quiet, but when comfortable, she loves to talk and isn't shy about a little bit of smack talk across the net...would have loved to be mentored by Maya Angelou, who she believes to have profound wisdom...her favorite fictional character is Spiderman, but would want to be Spider Woman.



LAUREL CASSIDY

0

Defensive Specialist/Libero • 5-9 • Freshman • HS • Baton Rouge, La. (Parkview Baptist HS)

SEASON HIGHS

Kills	N/A
Attacks	N/A
Hit % (Min. 10 att)	N/A
Assists	4, Southeastern La. (09/14/25)
Aces	1, Three Times
Digs	14 at Arkansas (09/28/25)
Total Blocks	N/A
Block Solos	N/A
Block Assists	N/A

CAREER HIGHS

Kills	N/A
Attacks	N/A
Hit % (Min. 10 att)	N/A
Assists	4, Southeastern La. (09/14/25)
Aces	1, Three Times
Digs	14 at Arkansas (09/28/25)
Total Blocks	N/A
Block Solos	N/A
Block Assists	N/A

Complete bio

Freshman Season (2025)

- Logged first career point, an ace in her first collegiate appearance vs. No. 20 Baylor (Aug. 31).
- Has a season-high 14 digs at Arkansas (Sept. 28).
- Two-time All-State and AVCA Select award winner.
- Played on the 2022 USAV All-American National Team.
- Has a beach volleyball background.

2025 SEASON MATCH-BY-MATCH

Date	Opponent	SP	Attack				Set		Serve		Recept		Blocking				Team								
			K	E	TA	PCT	A	TA	PCT	SA	SE	TA	PCT	RE	TA	PCT	DIG	BS	BA	BE	TOTAL	BHE	POINTS	HIT%	SCORE
08/31/2025	Baylor	1	0	0	0	.000	0	0	.000	1	0	3	1.000	0	0	.000	1	0	0	0	0.0	0	1.0	.229	1-3
09/04/2025	vs Omaha	3	0	0	0	.000	3	5	.600	0	0	0	.000	0	0	.000	4	0	0	0	0.0	0	0.0	.316	3-0
09/05/2025	vs San Diego St.	5	0	0	0	.000	3	6	.500	0	2	15	.867	0	5	1.000	8	0	0	0	0.0	0	0.0	.224	3-2
09/06/2025	at Houston	3	0	0	0	.000	2	6	.333	1	0	10	1.000	0	1	1.000	7	0	0	0	0.0	0	1.0	.271	3-0
09/09/2025	at Notre Dame	3	0	0	0	.000	3	8	.375	0	2	11	.818	0	0	.000	7	0	0	0	0.0	0	0.0	.248	3-0
09/14/2025	Southeastern La.	3	0	0	0	.000	4	13	.308	1	1	12	.917	0	0	.000	8	0	0	0	0.0	0	1.0	.354	3-0
09/18/2025	at Southern California	4	0	0	0	.000	2	9	.222	0	3	18	.833	0	0	.000	10	0	0	0	0.0	0	0.0	.139	1-3
09/19/2025	at Southern California	2	0	0	0	.000	1	6	.167	0	0	5	1.000	0	7	1.000	7	0	0	0	0.0	0	0.0	.109	0-3
09/20/2025	vs California	1	0	0	0	.000	0	2	.000	0	0	2	1.000	0	1	1.000	2	0	0	0	0.0	0	0.0	.185	3-2
09/26/2025	at Oklahoma	3	0	0	0	.000	1	4	.250	0	0	0	.000	0	3	1.000	2	0	0	0	0.0	0	0.0	.089	0-3
09/28/2025	at Arkansas	4	0	0	0	.000	3	11	.273	0	1	14	.929	0	16	1.000	14	0	0	0	0.0	0	0.0	.230	3-1
10/03/2025	Tennessee	5	0	0	0	.000	3	10	.300	0	0	15	1.000	1	28	.964	7	0	0	0	0.0	0	0.0	.316	2-3
10/05/2025	Florida	5	0	0	0	.000	0	1	.000	0	0	0	.000	0	1	1.000	7	0	0	0	0.0	0	0.0	.250	3-2
Totals		42	0	0	0	.000	25	81	.309	3	9	105	.914	1	62	.984	84	0	0	0	0.0	0	3.0		

Player Averages

Sets Played	Kills per set	Assists per set	Service aces per set	Digs per set	Blocks per set	Points per set
42	0.00	0.60	0.07	2.00	0.00	0.07

CASSIDY'S CAREER STATS

SEASON	TEAM	SM-MP	K	K/S	E	TA	PCT	A	A/S	SA	SA/S	SE	DIG	D/S	RE	BS	BA	TB	B/S	BE	BHE	PTS	PTS/S
2025-26	LS	42-13	0	0.00	0	0	.000	25	0.60	3	0.07	9	84	2.00	1	0	0	0	0.00	0	0	3.0	0.07
TOTAL		42 - 13	0	0.00	0	0	.000	25	0.60	3	0.07	9	84	2.00	1	0	0	0	0.00	0	0	3.0	0.07



ANA TEVDORADZE1

Outside Hitter/Right Side • 6-3 • Senior • 1L • Tbilisi, Georgia (Miami Dade College)

SEASON HIGHS

Kills	1 at No. 19 USC (09/18/25)
Attacks	6 at No. 19 USC (09/18/25)
Hit % (Min. 10 att)	N/A
Assists	N/A
Aces	N/A
Digs	3 at No. 19 USC (09/18/25)
Total Blocks	1 at No. 19 USC (09/18/25)
Block Solos	N/A
Block Assists	1 at No. 19 USC (09/18/25)

CAREER HIGHS

Kills	10 vs. New Hampshire (08/30/24)
Attacks	36 vs. New Hampshire (08/30/24)
Hit % (Min. 10 att)	.250 vs. Alabama (11/03/24)
Assists	1 vs. Samford (09/13/24) vs. Maryland (08/30/24)
Aces	3 vs. New Hampshire (08/30/24)
Digs	8 vs. Maryland (08/30/24)
Total Blocks	1, Three Times
Block Solos	N/A
Block Assists	1, Three Times

Complete bio

Senior Season (2025)

- Logged 10 kills and three aces in NCAA Division I debut against New Hampshire (Aug. 30, 2024).
- Is the first NCAA Division I volleyball athlete from the country of Georgia.
- Has played with Georgian National Team multiple times, including in August 2024 at the European Championship Qualifier.
- Is a 2023 NJCAA and AVCA All-American at Miami Dade College (MDC)
- Averaged 4.10 points and 3.51 kills per set, with 83 blocks, 41 aces, and 2.25 digs per set at MDC.

2025 SEASON MATCH-BY-MATCH

			Attack				Set			Serve				Recept			Blocking				Team				
Date	Opponent	SP	K	E	TA	PCT	A	TA	PCT	SA	SE	TA	PCT	RE	TA	PCT	DIG	BS	BA	BE	TOTAL	BHE	POINTS	HIT%	SCORE
09/18/2025	at Southern California	2	1	0	6	.167	0	0	.000	0	0	4	1.000	1	7	.857	3	0	1	0	1.0	0	1.5	.139	1-3
Totals		2	1	0	6	.167	0	0	.000	0	0	4	1.000	1	7	.857	3	0	1	0	1.0	0	1.5		

Player Averages

Sets Played	Kills per set	Assists per set	Service aces per set	Digs per set	Blocks per set	Points per set
2	0.50	0.00	0.00	1.50	0.50	0.75

TEVDORADZE'S CAREER STATS

SEASON	TEAM	SM-MP	K	K/S	E	TA	PCT	A	A/S	SA	SA/S	SE	DIG	D/S	RE	BS	BA	TB	B/S	BE	BHE	PTS	PTS/S
2024-25	LS	28-10	19	0.68	12	85	.082	2	0.07	4	0.14	3	28	1.00	5	0	2	2	0.07	0	0	24.0	0.86
2025-26	LS	2-1	1	0.50	0	6	.167	0	0.00	0	0.00	0	3	1.50	1	0	1	1	0.50	0	0	1.5	0.75
TOTAL		30 - 11	20	0.67	12	91	.088	2	0.07	4	0.13	3	31	1.03	6	0	3	3	0.10	0	0	25.5	0.85



TIREH SMITH

2

Right Side • 6-3 • Redshirt Junior • TR • Charleston, S.C. (South Carolina)

SEASON HIGHS

Kills	9 vs. San Diego St. (09/05/25)
Attacks	19, Southeastern La. (09/14/25)
Hit % (Min. 10 att)	.412 vs. San Diego St. (09/05/25)
Assists	2, No. 20 Tennessee (10/03/25)
Aces	2 at Arkansas (09/28/25)
	No. 10 SMU (08/29/25)
Digs	5 vs. Cal (09/20/25)
Total Blocks	7 vs. Cal (09/20/25)
Block Solos	1, South Alabama (08/30/25)
Block Assists	7 vs. Cal (09/20/25)

CAREER HIGHS

Kills	18 at Georgia (10/11/24)*
Attacks	35 at Georgia (10/11/24)*
Hit % (Min. 10 att)	.545 at Alabama (11/22/24)*
Assists	2, No. 20 Tennessee (10/03/25)
	at Texas (10/02/24)*
Aces	2, at Arkansas (09/28/25)
	No. 10 SMU (08/29/25)
Digs	5 vs. Cal (09/20/25)
	Stetson (09/13/24)*
Total Blocks	8, Florida (11/27/24)*
Block Solos	1, Five Times*
Block Assists	8 vs. Troy (08/31/24)*

* Played at South Carolina.

Complete bio

Redshirt Junior Season (2025)

- Had an impactful five kills and a .500 hitting percentage in the second set vs. No. 23 Florida (Oct. 5).
- Logged nine kills on a .412 hitting percentage with three blocks vs. San Diego St. (Sept. 5).
- Has recorded two matches with six or more blocks in a three-match span (Sept. 20-Sept. 28).
- Played two seasons at South Carolina after redshirting in 2022.
- Landed 2.13 kills per set (202 total) on a .256 hitting percentage last season.
- Had a career-high 18 kills at Georgia (Oct. 11, 2024) and eight blocks vs. Florida (Nov. 27, 2024).

2025 SEASON MATCH-BY-MATCH

Date	Opponent	SP	Attack				Set			Serve			Recept			Blocking				Team						
			K	E	TA	PCT	A	TA	PCT	SA	SE	TA	PCT	RE	TA	PCT	DIG	BS	BA	BE	TOTAL	BHE	POINTS	HIT%	SCORE	
08/29/2025	SMU	*5	6	1	14	.357	0	4	.000	2	2	19	.895	0	0	.000	2	0	2	1	2.0	0	9.0	.201	2-3	
08/30/2025	South Alabama	3	2	1	6	.167	0	0	.000	0	1	9	.889	0	0	.000	0	1	1	0	2.0	0	3.5	.323	3-0	
08/31/2025	Baylor	2	2	1	4	.250	0	1	.000	0	2	3	.333	0	0	.000	0	0	1	0	1.0	0	2.5	.229	1-3	
09/04/2025	vs Omaha	*3	7	1	12	.500	0	0	.000	0	0	4	1.000	0	0	.000	2	0	2	1	2.0	0	8.0	.316	3-0	
09/05/2025	vs San Diego St.	5	9	2	17	.412	1	1	1.000	0	0	5	1.000	0	2	1.000	4	0	3	2	3.0	0	10.5	.224	3-2	
09/06/2025	at Houston	*3	1	1	9	.000	0	1	.000	0	0	0	.000	0	1	1.000	4	0	0	0	0.0	0	1.0	.271	3-0	
09/09/2025	at Notre Dame	*3	2	4	11	.182	1	1	1.000	0	0	0	.000	0	0	.000	0	0	2	2	2.0	0	3.0	.248	3-0	
09/14/2025	Southeastern La.	*3	8	2	19	.316	1	2	.500	0	0	0	.000	0	0	.000	0	0	0	0	0.0	0	8.0	.354	3-0	
09/18/2025	at Southern California	2	3	3	11	.000	0	3	.000	0	0	0	.000	0	0	.000	2	0	0	0	0.0	0	3.0	.139	1-3	
09/19/2025	at Southern California	*3	6	3	12	.250	1	1	1.000	0	0	0	.000	0	0	.000	2	0	0	0	0.0	0	6.0	.109	0-3	
09/20/2025	vs California	5	4	2	13	.154	0	3	.000	0	0	0	.000	0	1	1.000	5	0	7	0	7.0	0	7.5	.185	3-2	
09/26/2025	at Oklahoma	*3	4	3	11	.091	0	1	.000	2	4	9	.556	0	0	.000	2	0	1	0	1.0	0	6.5	.089	0-3	
09/28/2025	at Arkansas	4	4	5	17	.059	0	0	.000	0	1	1	.000	0	0	.000	2	0	6	0	6.0	0	7.0	.230	3-1	
10/03/2025	Tennessee	5	7	3	16	.250	2	3	.667	0	0	0	.000	0	0	.000	2	0	3	1	3.0	0	8.5	.316	2-3	
10/05/2025	Florida	5	7	3	16	.250	1	1	1.000	0	0	0	.000	0	0	.000	1	0	0	1	0.0	0	7.0	.250	3-2	
Totals			54	72	35	188	.197	7	22	.318	4	10	50	.800	0	4	1.000	28	1	28	8	29.0	0	91.0		

Player Averages

Sets Played	Kills per set	Assists per set	Service aces per set	Digs per set	Blocks per set	Points per set
54	1.33	0.13	0.07	0.52	0.54	1.69

SMITH'S CAREER STATS

SEASON	TEAM	SM-MP	K	K/S	E	TA	PCT	A	A/S	SA	SA/S	SE	DIG	D/S	RE	BS	BA	TB	B/S	BE	BHE	PTS	PTS/S
2023-24	SC	16-8	9	0.56	4	29	.172	0	0.00	0	0.00	0	3	0.19	0	0	0	0	0.00	2	0	9.0	0.56
2024-25	SC	95-28	202	2.13	83	465	.256	7	0.07	0	0.00	0	29	0.31	0	4	62	66	0.69	11	0	237.0	2.49
2025-26	LS	54-15	72	1.33	35	188	.197	7	0.13	4	0.07	10	28	0.52	0	1	28	29	0.54	8	0	91.0	1.69
TOTAL FOR LS		54 - 15	72	1.33	35	188	.197	7	0.13	4	0.07	10	28	0.52	0	1	28	29	0.54	8	0	91.0	1.69
TOTAL		165 - 51	283	1.72	122	682	.236	14	0.08	4	0.02	10	60	0.36	0	5	90	95	0.58	21	0	337.0	2.04



ALY KIRKHOFF

3

Defensive Specialist/Libero • 5-6 • Sophomore • 1L • Indianapolis, Ind. (Roncalli HS)

SEASON HIGHS

Kills	1, No. 20 Tennessee (10/03/25)
Attacks	1, No. 20 Tennessee (10/03/25) at Houston (09/06/25)
Hit % (Min. 10 att)	N/A
Assists	5 vs. Cal (09/20/25)
Aces	N/A
Digs	12, No. 20 Tennessee (10/03/25)
Total Blocks	N/A
Block Solos	N/A
Block Assists	N/A

CAREER HIGHS

Kills	1, No. 20 Tennessee (10/03/25)
Attacks	4 vs. Samford (09/13/24)
Hit % (Min. 10 att)	N/A
Assists	8 at Auburn (10/25/24) vs. FIU (09/06/24)
Aces	4 at Georgia (10/27/24)
Digs	26 vs. Samford (09/13/24)
Total Blocks	N/A
Block Solos	N/A
Block Assists	N/A

Complete bio

Sophomore Season (2025)

- Has three consecutive double-digit dig matches, including a season-high 12 vs. No. 20 Tennessee (Oct. 3).
- Has two career matches with 20 or more digs, including a career-high 26 digs vs. Samford (Sept. 13, 2024).
- Landed four aces at Gerogia (Oct. 27, 2024), and has six multi-ace matches.
- First career ace was the match-winning point vs. Duke (Sept. 5, 2024).
- Grandfather Bob Kirkhoff is in the Indiana Basketball Hall of Fame as a high school basketball coach.

2025 SEASON MATCH-BY-MATCH

		Attack				Set			Serve			Recept			Blocking				Team						
Date	Opponent	SP	K	E	TA	PCT	A	TA	PCT	SA	SE	TA	PCT	RE	TA	PCT	DIG	BS	BA	BE	TOTAL	BHE	POINTS	HIT%	SCORE
08/29/2025	SMU	5	0	0	0	.000	1	7	.143	0	2	18	.889	2	10	.800	5	0	0	0	0.0	0	0.0	.201	2-3
08/30/2025	South Alabama	3	0	0	0	.000	3	7	.429	0	0	0	.000	0	2	1.000	6	0	0	0	0.0	0	0.0	.323	3-0
08/31/2025	Baylor	2	0	0	0	.000	1	1	1.000	0	0	0	.000	0	1	1.000	0	0	0	0	0.0	0	0.0	.229	1-3
09/05/2025	vs San Diego St.	3	0	0	0	.000	1	7	.143	0	0	0	.000	0	18	1.000	4	0	0	0	0.0	0	0.0	.224	3-2
09/06/2025	at Houston	3	0	0	1	.000	3	7	.429	0	0	0	.000	0	10	1.000	6	0	0	0	0.0	0	0.0	.271	3-0
09/09/2025	at Notre Dame	3	0	0	0	.000	2	5	.400	0	0	0	.000	0	6	1.000	3	0	0	0	0.0	0	0.0	.248	3-0
09/14/2025	Southeastern La.	3	0	0	0	.000	2	4	.500	0	0	0	.000	1	20	.950	8	0	0	0	0.0	0	0.0	.354	3-0
09/18/2025	at Southern California	4	0	0	0	.000	2	6	.333	0	0	0	.000	1	21	.952	3	0	0	0	0.0	0	0.0	.139	1-3
09/19/2025	at Southern California	2	0	0	0	.000	1	2	.500	0	1	2	.500	0	7	1.000	0	0	0	0	0.0	0	0.0	.109	0-3
09/20/2025	vs California	4	0	0	0	.000	5	10	.500	0	0	0	.000	0	3	1.000	3	0	0	0	0.0	0	0.0	.185	3-2
09/28/2025	at Arkansas	3	0	0	0	.000	1	2	.500	0	1	19	.947	0	12	1.000	10	0	0	0	0.0	0	0.0	.230	3-1
10/03/2025	Tennessee	*5	1	0	1	1.000	0	3	.000	0	2	15	.867	0	17	1.000	12	0	0	0	0.0	0	1.0	.316	2-3
10/05/2025	Florida	*5	0	0	0	.000	0	2	.000	0	2	11	.818	0	6	1.000	11	0	0	0	0.0	0	0.0	.250	3-2
Totals		45	1	0	2	.500	22	63	.349	0	8	65	.877	4	133	.970	71	0	0	0	0.0	0	1.0		

Player Averages

Sets Played	Kills per set	Assists per set	Service aces per set	Digs per set	Blocks per set	Points per set
45	0.02	0.49	0.00	1.58	0.00	0.02

KIRKHOFF'S CAREER STATS

SEASON	TEAM	SM-MP	K	K/S	E	TA	PCT	A	A/S	SA	SA/S	SE	DIG	D/S	RE	BS	BA	TB	B/S	BE	BHE	PTS	PTS/S
2024-25	LS	102-27	0	0.00	2	13	-.154	89	0.87	22	0.22	37	330	3.24	25	0	0	0	0.00	0	1	22.0	0.22
2025-26	LS	45-13	1	0.02	0	2	.500	22	0.49	0	0.00	8	71	1.58	4	0	0	0	0.00	0	0	1.0	0.02
TOTAL		147 - 40	1	0.01	2	15	-.067	111	0.76	22	0.15	45	401	2.73	29	0	0	0	0.00	0	1	23.0	0.16



ANGELINA LEE

4

Middle Blocker • 6-2 • Junior • 2L • Long Island, N.Y. (Farmersville HS)

SEASON HIGHS

Kills	8 at Notre Dame (09/09/25) No. 10 SMU (08/29/25)
Attacks	21 at No. 19 USC (09/18/25)
Hit % (Min. 10 att)	.600 vs. Omaha (09/04/25)
Assists	2 at Oklahoma (09/26/25)
Aces	N/A
Digs	2 at Houston (09/06/25) vs. San Diego St. (09/05/25)
Total Blocks	9 vs. San Diego St. (09/05/25)
Block Solos	4 vs. San Diego St. (09/05/25)
Block Assists	6 vs. Cal (09/20/25) vs. Omaha (09/04/25)

CAREER HIGHS

Kills	19 vs. South Carolina (11/13/24) vs. Alabama (11/03/24)
Attacks	32 vs. Alabama (11/03/24)
Hit % (Min. 10 att)	.750 vs. Arkansas (11/17/24)
Assists	2 at Oklahoma (09/26/25)
Aces	NA
Digs	4 vs. Boston College (09/12/24) vs. No. 13 Arkansas (10/4/23)
Total Blocks	9 vs. San Diego St. (09/05/25)
Block Solos	4 vs. San Diego St. (09/05/25)
Block Assists	6, Seven Times

Complete bio

Junior Season (2025)

- Registered a career-high nine blocks and four solo blocks versus San Diego State (Sept. 5).
- Landed a season-high eight kills vs. No. 10 SMU (Aug. 29) and at Notre Dame (Sept. 9).
- In 2024, led LSU with a .350 hitting percentage and ranked No. 4 in SEC with a .392 percentage in SEC matches.
- Turned in a career-high 19 kills twice vs. South Carolina (Nov. 13, 2024) and Alabama (Nov. 3, 2024).
- Paced the team with 19 solo blocks last season.

2025 SEASON MATCH-BY-MATCH

Date	Opponent	SP	Attack				Set			Serve			Recept			Blocking				Team						
			K	E	TA	PCT	A	TA	PCT	SA	SE	TA	PCT	RE	TA	PCT	DIG	BS	BA	BE	TOTAL	BHE	POINTS	HIT%	SCORE	
08/29/2025	SMU	*5	8	4	17	.235	0	0	.000	0	0	0	.000	0	0	.000	0	0	0	0	0.0	0	8.0	.201	2-3	
08/30/2025	South Alabama	*3	2	3	9	-.111	0	1	.000	0	0	0	.000	0	0	.000	0	0	2	0	2.0	0	3.0	.323	3-0	
08/31/2025	Baylor	*4	4	2	11	.182	0	0	.000	0	0	0	.000	0	0	.000	0	0	2	0	2.0	0	5.0	.229	1-3	
09/04/2025	vs Omaha	*3	6	0	10	.600	0	0	.000	0	0	0	.000	0	0	.000	0	0	6	0	6.0	0	9.0	.316	3-0	
09/05/2025	vs San Diego St.	*5	5	1	15	.267	0	0	.000	0	0	0	.000	0	0	.000	2	4	5	0	9.0	0	11.5	.224	3-2	
09/06/2025	at Houston	*3	4	1	10	.300	0	0	.000	0	0	0	.000	0	0	.000	2	0	3	0	3.0	0	5.5	.271	3-0	
09/09/2025	at Notre Dame	*3	8	3	13	.385	0	1	.000	0	0	0	.000	0	0	.000	0	0	3	0	3.0	0	9.5	.248	3-0	
09/14/2025	Southeastern La.	*2	3	0	3	1.000	0	0	.000	0	0	0	.000	0	0	.000	0	0	0	0	0.0	0	3.0	.354	3-0	
09/18/2025	at Southern California	*4	7	2	21	.238	0	1	.000	0	0	0	.000	0	0	.000	1	0	3	0	3.0	0	8.5	.139	1-3	
09/19/2025	at Southern California	*3	3	0	13	.231	0	0	.000	0	0	0	.000	0	0	.000	0	0	2	0	2.0	0	4.0	.109	0-3	
09/20/2025	vs California	*4	2	2	8	.000	0	0	.000	0	0	0	.000	0	0	.000	0	0	6	0	6.0	0	5.0	.185	3-2	
09/26/2025	at Oklahoma	*3	2	1	7	.143	2	3	.667	0	0	0	.000	0	0	.000	0	0	1	0	1.0	0	2.5	.089	0-3	
10/03/2025	Tennessee		2	2	0	6	.333	0	0	.000	0	0	.000	0	0	.000	1	0	1	1	1.0	0	2.5	.316	2-3	
10/05/2025	Florida		4	2	0	10	.200	1	1	1.000	0	0	.000	0	0	.000	1	1	2	0	3.0	0	4.0	.250	3-2	
Totals			48	58	19	153	.255	3	7	.429	0	0	0	.000	0	0	.000	7	5	36	1	41.0	0	81.0		

Player Averages

Sets Played	Kills per set	Assists per set	Service aces per set	Digs per set	Blocks per set	Points per set
48	1.21	0.06	0.00	0.15	0.85	1.69

LEE'S CAREER STATS

SEASON	TEAM	SM-MP	K	K/S	E	TA	PCT	A	A/S	SA	SA/S	SE	DIG	D/S	RE	BS	BA	TB	B/S	BE	BHE	PTS	PTS/S
2023-24	LS	37-11	48	1.30	21	120	.225	0	0.00	0	0.00	0	13	0.35	0	4	30	34	0.92	3	0	67.0	1.81
2024-25	LS	103-27	226	2.19	63	466	.350	6	0.06	0	0.00	0	25	0.24	0	19	79	98	0.95	8	0	284.5	2.76
2025-26	LS	48-14	58	1.21	19	153	.255	3	0.06	0	0.00	0	7	0.15	0	5	36	41	0.85	1	0	81.0	1.69
TOTAL		188 - 52	332	1.77	103	739	.310	9	0.05	0	0.00	0	45	0.24	0	28	145	173	0.92	12	0	432.5	2.30



JURNEE ROBINSON

5

Outside Hitter • 6-1 • Junior • 2L • Simpsonville, S.C. (Mauldin HS)

SEASON HIGHS

Kills	34, No. 23 Florida (10/05/25)
Attacks	75, No. 23 Florida (10/05/25)
Hit % (Min. 10 att)	.414, Southeastern La. (09/14/25)
Assists	3 at Arkansas (09/28/25)
Aces	2 vs. San Diego St. (09/05/25) South Alabama (08/30/25)
Digs	18 vs. San Diego St. (09/05/25)
Total Blocks	7, No. 23 Florida (10/05/25)
Block Solos	2, No. 23 Florida (10/05/25)
Block Assists	5, No. 23 Florida (10/05/25)

CAREER HIGHS

Kills	34, No. 23 Florida (10/05/25)
Attacks	75, No. 23 Florida (10/05/25)
Hit % (Min. 10 att)	.552 vs. Texas Tech (09/16/23)
Assists	3, Eight Times
Aces	4 vs. New Hampshire (08/30/24)
Digs	18 vs. San Diego St. (09/05/25)
Total Blocks	7, No. 23 Florida (10/05/25)
Block Solos	3 vs. Oklahoma (10/11/24)
Block Assists	5, No. 23 Florida (10/05/25)

Complete bio

Junior Season (2025)

- Logged consecutive 30-kill matches, including a career-high 34 killss vs. No. 23 Florida (Oct. 5).
- Is the program's 24th 1,000-kill athlete, and 12th in the rally scoring era. Currently ranks No. 16 all-time.
- A two-time All-SEC and AVCA All-Region selection; Named 2023 AVCA South Region Freshman of the Year.
- Named to 2024 All-SEC First Team. First All-SEC Selection since 2021 and first-team honoree since 2010.
- Set program rally scoring era records with 4.92 kills and 5.49 points per set in 2024.
- Has 24 career double-doubles, including 17 20-plus kill double-doubles and two 30-kill double-double.

2025 SEASON MATCH-BY-MATCH

Date	Opponent	SP	Attack				Set			Serve				Recept			Blocking				Team					
			K	E	TA	PCT	A	TA	PCT	SA	SE	TA	PCT	RE	TA	PCT	DIG	BS	BA	BE	TOTAL	BHE	POINTS	HIT%	SCORE	
08/29/2025	SMU	*5	25	13	62	.194	2	10	.200	0	2	22	.909	0	10	1.000	12	0	2	0	2.0	0	26.0	.201	2-3	
08/30/2025	South Alabama	*3	15	6	30	.300	1	3	.333	2	1	21	.952	0	11	1.000	12	0	3	0	3.0	0	18.5	.323	3-0	
08/31/2025	Baylor	*4	22	7	46	.326	2	6	.333	1	3	17	.824	0	27	1.000	12	0	1	0	1.0	0	23.5	.229	1-3	
09/04/2025	vs Omaha	*3	19	7	38	.316	1	5	.200	0	3	18	.833	0	10	1.000	7	0	2	1	2.0	0	20.0	.316	3-0	
09/05/2025	vs San Diego St.	*5	21	13	49	.163	0	4	.000	2	5	21	.762	0	22	1.000	18	1	2	0	3.0	0	25.0	.224	3-2	
09/06/2025	at Houston	*3	15	5	29	.345	2	5	.400	1	2	16	.875	0	33	1.000	6	1	2	1	3.0	0	18.0	.271	3-0	
09/09/2025	at Notre Dame	*3	14	5	27	.333	1	4	.250	0	2	19	.895	2	23	.913	9	0	2	0	2.0	0	15.0	.248	3-0	
09/14/2025	Southeastern La.	*3	17	5	29	.414	0	2	.000	0	3	15	.800	0	14	1.000	7	0	1	0	1.0	0	17.5	.354	3-0	
09/18/2025	at Southern California	*4	21	11	58	.172	1	6	.167	0	1	16	.938	1	23	.957	17	1	3	0	4.0	0	23.5	.139	1-3	
09/19/2025	at Southern California	*3	11	7	39	.103	2	5	.400	0	0	10	1.000	0	12	1.000	7	0	2	0	2.0	0	12.0	.109	0-3	
09/20/2025	vs California	*5	20	10	55	.182	1	3	.333	1	1	16	.938	1	22	.955	14	1	3	0	4.0	1	23.5	.185	3-2	
09/26/2025	at Oklahoma	*3	11	9	32	.063	1	3	.333	0	3	8	.625	2	15	.867	8	1	0	0	1.0	0	12.0	.089	0-3	
09/28/2025	at Arkansas	*4	19	7	46	.261	3	4	.750	0	2	16	.875	0	15	1.000	7	0	4	0	4.0	0	21.0	.230	3-1	
10/03/2025	Tennessee	*5	33	9	64	.375	1	5	.200	0	2	16	.875	1	15	.933	6	0	3	0	3.0	0	34.5	.316	2-3	
10/05/2025	Florida	*5	34	11	75	.307	2	7	.286	0	1	15	.933	0	14	1.000	12	2	5	0	7.0	0	38.5	.250	3-2	
Totals			58	297	125	679	.253	20	72	.278	7	31	246	.874	7	266	.974	154	7	35	2	42.0	1	328.5		

Player Averages						
Sets Played	Kills per set	Assists per set	Service aces per set	Digs per set	Blocks per set	Points per set
58	5.12	0.34	0.12	2.66	0.72	5.66

ROBINSON'S CAREER STATS

SEASON	TEAM	SM-MP	K	K/S	E	TA	PCT	A	A/S	SA	SA/S	SE	DIG	D/S	RE	BS	BA	TB	B/S	BE	BHE	PTS	PTS/S
2023-24	LS	101-28	391	3.87	170	952	.232	8	0.08	20	0.20	52	181	1.79	20	15	48	63	0.62	12	2	450.0	4.46
2024-25	LS	93-24	458	4.92	211	1104	.224	39	0.42	20	0.22	56	232	2.49	10	12	42	54	0.58	8	1	511.0	5.49
2025-26	LS	58-15	297	5.12	125	679	.253	20	0.34	7	0.12	31	154	2.66	7	7	35	42	0.72	2	1	328.5	5.66
TOTAL		252 - 67	1146	4.55	506	2735	.234	67	0.27	47	0.19	139	567	2.25	37	34	125	159	0.63	22	4	1290	5.12



NIA WASHINGTON

6

Outside Hitter • 5-10 • Senior • TR • New Orleans, La. (Ole Miss)

SEASON HIGHS

Kills 17, Three Times
Attacks 50, No. 20 Baylor (08/31/25)
Hit % (Min. 10 att) .414, South Alabama (08/30/25)
Assists 3, No. 20 Tennessee (10/03/25)
No. 10 SMU (08/29/25)
Aces 3 at No. 19 USC (09/19/25)
Southeastern La. (09/14/25)
Digs 18, No. 10 SMU (08/29/25)
Total Blocks 4 vs. San Diego St. (09/05/25)
Block Solos 2 at Notre Dame (09/09/25)
Block Assists 3, Three Times

CAREER HIGHS

Kills 32 vs. Mississippi State (11/17/24)*
Attacks 75 at Texas (11/30/24)*
Assists 3, No. 20 Tennessee (10/03/25)
No. 10 SMU (08/29/25)
Hit % (Min. 10 att) .500 vs. East Texas A&M (09/21/24)*
vs. Rider (09/06/24)*
Aces 5 vs. Florida (12/05/24)*
Digs 18, No. 10 SMU (08/29/25)
Total Blocks 6 vs. Florida State (12/05/24)*
Block Solos 2, Three Times*
Block Assists 6 vs. Florida State (12/05/24)*
* Played at Ole Miss

Complete bio

Senior Season (2025)

- Tallied two double-doubles on opening weekend and had a career-high 18 digs in first match as an LSU Tiger.
- Has four double-doubles this season.
- Is 189 kills shy of 1,000 career kills.
- Named to 2024 AVCA All-American Honorable Mention team and 2024 All-SEC First Team selection.
- Has 17 career double-doubles; four 20-kill double doubles, including two 30-kill double-doubles.
- Played freshman season at Iowa (2022).

2025 SEASON MATCH-BY-MATCH

Date	Opponent	SP	Attack				Set			Serve				Receipt			Blocking				Team			
			K	E	TA	PCT	A	TA	PCT	SA	SE	TA	PCT	RE	TA	PCT	DIG	BS	BA	BE	TOTAL	BHE	POINTS	HIT% SCORE
08/29/2025	SMU	*5	13	8	37	.135	3	9	.333	2	3	13	.769	1	29	.966	18	0	0	0	0.0	0	15.0	.201 2-3
08/30/2025	South Alabama	*3	16	4	29	.414	2	4	.500	2	2	11	.818	0	15	1.000	7	0	0	0	0.0	0	18.0	.323 3-0
08/31/2025	Baylor	*4	17	11	50	.120	2	6	.333	0	3	10	.700	3	38	.921	12	0	0	0	0.0	0	17.0	.229 1-3
09/04/2025	vs Omaha	*3	7	7	23	.000	1	3	.333	1	4	13	.692	0	28	1.000	5	0	3	0	3.0	0	9.5	.316 3-0
09/05/2025	vs San Diego St.	*5	13	7	43	.140	1	3	.333	1	2	15	.867	3	30	.900	6	1	3	1	4.0	0	16.5	.224 3-2
09/06/2025	at Houston	*3	17	6	39	.282	1	6	.167	0	2	13	.846	0	14	1.000	6	1	1	0	2.0	0	18.5	.271 3-0
09/09/2025	at Notre Dame	*3	14	3	32	.344	0	0	.000	2	0	14	1.000	1	26	.962	5	2	1	2	3.0	0	18.5	.248 3-0
09/14/2025	Southeastern La.	*3	9	5	22	.182	1	4	.250	3	3	15	.800	1	16	.938	8	0	2	1	2.0	0	13.0	.354 3-0
09/18/2025	at Southern California	*4	5	11	28	-.214	1	7	.143	1	4	13	.692	2	30	.933	10	1	1	0	2.0	0	7.5	.139 1-3
09/20/2025	vs California	*5	14	10	39	.103	1	4	.250	2	3	24	.875	2	21	.905	12	0	0	0	0.0	0	16.0	.185 3-2
09/26/2025	at Oklahoma	*3	8	4	21	.190	0	6	.000	0	2	8	.750	1	20	.950	3	0	0	0	0.0	0	8.0	.089 0-3
09/28/2025	at Arkansas	*4	17	4	46	.283	1	3	.333	0	1	13	.923	2	28	.929	9	0	3	0	3.0	0	18.5	.230 3-1
10/03/2025	Tennessee	*5	14	4	43	.233	3	6	.500	1	5	17	.706	1	31	.968	8	0	1	0	1.0	0	15.5	.316 2-3
10/05/2025	Florida	*5	14	6	38	.211	2	5	.400	1	3	26	.885	1	34	.971	16	0	0	0	0.0	0	15.0	.250 3-2
Totals			58	184	94	.174	19	69	.275	19	38	216	.824	21	386	.946	132	5	16	5	21.0	0	216.0	

Player Averages

Sets Played	Kills per set	Assists per set	Service aces per set	Digs per set	Blocks per set	Points per set
58	3.17	0.33	0.33	2.28	0.36	3.72

WASHINGTON'S CAREER STATS

SEASON	TEAM	SM-MP	K	K/S	E	TA	PCT	A	A/S	SA	SA/S	SE	DIG	D/S	RE	BS	BA	TB	B/S	BE	BHE	PTS	PTS/S
2022-23	Iowa	29-17	36	1.24	40	120	-.033	0	0.00	0	0.00	0	15	0.52	4	0	2	2	0.07	2	0	37.0	1.28
2023-24	UM	76-25	146	1.92	80	440	.150	3	0.04	0	0.00	7	63	0.83	5	5	25	30	0.39	7	0	163.5	2.15
2024-25	UM	116-30	445	3.84	182	1160	.227	15	0.13	29	0.25	63	222	1.91	20	10	39	49	0.42	19	1	503.5	4.34
2025-26	LS	58-15	184	3.17	94	516	.174	19	0.33	19	0.33	38	132	2.28	21	5	16	21	0.36	5	0	216.0	3.72
TOTAL FOR LS		58 - 15	184	3.17	94	516	.174	19	0.33	19	0.33	38	132	2.28	21	5	16	21	0.36	5	0	216.0	3.72
TOTAL		279 - 87	811	2.91	396	2236	.186	37	0.13	48	0.17	108	432	1.55	50	20	82	102	0.37	33	1	920.0	3.30



JESSICA JONES

7

Middle Blocker • 6-2 • Sophomore • 1L • Frisco, Texas (Wakeland HS)

SEASON HIGHS

Kills	11 at No. 19 USC (09/18/25)
Attacks	25 vs. Cal (09/20/25)
Hit % (Min. 10 att)	.688 at No. 19 USC (09/18/25)
Assists	1, Six Times
Aces	2, No. 20 Baylor (08/31/25) No. 10 SMU (08/29/25)
Digs	3, Five Times
Total Blocks	9 at Arkansas (09/28/25)
Block Solos	2, No. 20 Baylor (08/31/25)
Block Assists	9 at Arkansas (09/28/25)

CAREER HIGHS

Kills	14 at Georgia (10/25/24)
Attacks	31 at Georgia (10/25/24)
Hit % (Min. 10 att)	.688 at No. 19 USC (09/18/25)
Assists	2 at Georgia (10/27/24)
Aces	3 at Alabama (11/29/24)
Digs	7 vs. Samford (09/13/24)
Total Blocks	12 vs. Troy (08/31/24)
Block Solos	3 at Ole Miss (10/06/24)
Block Assists	10 vs. Texas A&M (10/13/24) vs. Troy (08/31/24)

Complete bio

Sophomore Season (2025)

- Recorded a career-high .688 hitting percentage (11-0-16) at No. 19 USC (Sept. 18).
- Has five matches with five or more blocks this year, including a season-high nine blocks at Arkansas (Sept. 28).
- Logged first career double-double vs. Troy (Aug. 31, 2024) with 12 kills along with 12 blocks.
- Had two matches with 10 or more blocks. Became first Tiger with 10 or more blocks in a match since 2021.
- Has a career-high 14 kills at Georgia (Oct. 27, 2024) and three aces at Alabama (Nov. 29, 2024).

2025 SEASON MATCH-BY-MATCH

		Attack						Set			Serve			Recept			Blocking				Team					
Date	Opponent	SP	K	E	TA	PCT	A	TA	PCT	SA	SE	TA	PCT	RE	TA	PCT	DIG	BS	BA	BE	TOTAL	BHE	POINTS	HIT%	SCORE	
08/29/2025	SMU	*5	7	2	14	.357	0	3	.000	2	2	14	.857	0	1	1.000	3	0	8	0	8.0	0	13.0	.201	2-3	
08/30/2025	South Alabama	*3	6	1	12	.417	0	0	.000	0	2	8	.750	0	0	.000	3	0	4	0	4.0	0	8.0	.323	3-0	
08/31/2025	Baylor	*4	6	3	11	.273	1	4	.250	2	2	17	.882	0	0	.000	2	2	1	0	3.0	0	10.5	.229	1-3	
09/04/2025	vs Omaha	*3	7	1	11	.545	1	2	.500	0	2	12	.833	0	0	.000	1	0	3	1	3.0	0	8.5	.316	3-0	
09/05/2025	vs San Diego St.	*5	8	1	18	.389	0	4	.000	1	3	17	.824	0	1	1.000	2	0	3	0	3.0	0	10.5	.224	3-2	
09/06/2025	at Houston	*3	3	1	7	.286	0	2	.000	0	2	12	.833	0	0	.000	1	0	4	0	4.0	0	5.0	.271	3-0	
09/09/2025	at Notre Dame	*3	3	0	9	.333	1	4	.250	0	2	9	.778	0	0	.000	3	0	6	0	6.0	0	6.0	.248	3-0	
09/14/2025	Southeastern La.	*3	6	0	10	.600	1	3	.333	0	2	3	.333	0	2	1.000	0	0	2	0	2.0	0	7.0	.354	3-0	
09/18/2025	at Southern California	*4	11	0	16	.688	1	2	.500	0	0	12	1.000	1	1	.000	3	0	7	0	7.0	0	14.5	.139	1-3	
09/19/2025	at Southern California	*3	2	1	10	.100	0	0	.000	0	1	9	.889	0	0	.000	1	0	3	0	3.0	0	3.5	.109	0-3	
09/20/2025	vs California	*5	10	1	25	.360	0	2	.000	0	1	14	.929	0	0	.000	3	1	6	1	7.0	0	14.0	.185	3-2	
09/26/2025	at Oklahoma	*3	2	2	7	.000	1	1	1.000	0	4	12	.667	0	0	.000	2	0	1	0	1.0	0	2.5	.089	0-3	
09/28/2025	at Arkansas	*4	5	2	17	.176	0	1	.000	0	0	4	1.000	0	0	.000	2	0	9	1	9.0	0	9.5	.230	3-1	
10/03/2025	Tennessee	*5	5	1	13	.308	0	0	.000	0	3	13	.769	0	0	.000	0	0	1	0	1.0	0	5.5	.316	2-3	
10/05/2025	Florida	*5	4	2	17	.118	0	2	.000	0	3	26	.885	0	2	1.000	2	0	3	0	3.0	0	5.5	.250	3-2	
Totals			58	85	18	197	.340	6	30	.200	5	29	182	.841	1	7	.857	28	3	61	3	64.0	0	123.5		

Player Averages

Sets Played	Kills per set	Assists per set	Service aces per set	Digs per set	Blocks per set	Points per set
58	1.47	0.10	0.09	0.48	1.10	2.13

JONES' CAREER STATS

SEASON	TEAM	SM-MP	K	K/S	E	TA	PCT	A	A/S	SA	SA/S	SE	DIG	D/S	RE	BS	BA	TB	B/S	BE	BHE	PTS	PTS/S
2024-25	LS	103-27	163	1.58	40	403	.305	8	0.08	14	0.14	12	53	0.51	1	15	73	88	0.85	12	0	228.5	2.22
2025-26	LS	58-15	85	1.47	18	197	.340	6	0.10	5	0.09	29	28	0.48	1	3	61	64	1.10	3	0	123.5	2.13
TOTAL		161 - 42	248	1.54	58	600	.317	14	0.09	19	0.12	41	81	0.50	2	18	134	152	0.94	15	0	352.0	2.19



ELLA HEMMINGS

8

Defensive Specialist/Libero • 5-6 • Junior • 2L • Brownsburg, Ind. (Brownsburg HS)

SEASON HIGHS

Kills	1 vs. San Diego St. (09/05/25)
Attacks	1, No. 23 Florida (10/05/25) vs. San Diego St. (09/05/25)
Hit % (Min. 10 att)	N/A
Assists	6, No. 20 Baylor (08/31/25)
Aces	1, Four Times
Digs	9, No. 23 Florida (10/05/25) at No. 19 USC (09/19/25)
Total Blocks	N/A
Block Solos	N/A
Block Assists	N/A

CAREER HIGHS

Kills	1 vs. San Diego St. (09/05/25) New Hampshire (08/30/24)
Attacks	1, Four Times
Hit % (Min. 10 att)	N/A
Assists	6, No. 20 Baylor (08/31/25)
Aces	2 at No. 22 Kentucky (09/22/23) vs. UCLA (08/26/23)
Digs	9, No. 23 Florida (10/05/25) at No. 19 USC (09/19/25)
Total Blocks	N/A
Block Solos	N/A
Block Assists	N/A

Complete bio

Junior Season (2025)

- Recorded a career-high nine digs vs. No. 23 Florida (Oct. 5) and at No. 19 USC (Sept. 19).
- Logged a career-high six assists vs. No. 20 Baylor (Aug. 31).
- Has 140 career digs, 58 career assists and 18 career aces.

2025 SEASON MATCH-BY-MATCH

			Attack			Set			Serve			Receipt			Blocking					Team					
Date	Opponent	SP	K	E	TA	PCT	A	TA	PCT	SA	SE	A	TA	PCT	RE	TA	PCT	DIG	BS	BA	BE	TOTAL	BHE	POINTS	HIT% SCORE
08/29/2025	SMU	5	0	0	0	.000	2	4	.500	0	0	0	0	.000	1	27	.963	5	0	0	0	0.0	0	0.0	.201 2-3
08/30/2025	South Alabama	3	0	0	0	.000	2	3	.667	0	0	8	1.000	1	16	.938	1	0	0	0	0.0	0	0.0	.323 3-0	
08/31/2025	Baylor	4	0	0	0	.000	6	13	.462	1	1	17	.941	2	11	.818	7	0	0	0	0.0	0	1.0	.229 1-3	
09/04/2025	vs Omaha	3	0	0	0	.000	0	3	.000	1	0	14	1.000	2	17	.882	5	0	0	0	0.0	0	1.0	.316 3-0	
09/05/2025	vs San Diego St.	2	1	0	1	1.000	2	7	.286	1	0	9	1.000	2	12	.833	1	0	0	0	0.0	0	2.0	.224 3-2	
09/19/2025	at Southern California	2	0	0	0	.000	0	4	.000	0	1	4	.750	0	13	1.000	9	0	0	0	0.0	0	0.0	.109 0-3	
09/20/2025	vs California	5	0	0	0	.000	3	12	.250	0	1	13	.923	4	42	.905	3	0	0	0	0.0	0	0.0	.185 3-2	
09/26/2025	at Oklahoma	3	0	0	0	.000	1	3	.333	0	1	9	.889	2	25	.920	2	0	0	0	0.0	0	0.0	.089 0-3	
09/28/2025	at Arkansas	2	0	0	0	.000	1	3	.333	0	0	2	1.000	0	6	1.000	2	0	0	0	0.0	0	0.0	.230 3-1	
10/05/2025	Florida	5	0	0	1	.000	5	12	.417	1	2	12	.833	0	23	1.000	9	0	0	0	0.0	0	1.0	.250 3-2	
Totals		34	1	0	2	.500	22	64	.344	4	6	88	.932	14	192	.927	44	0	0	0	0.0	0	5.0		

Player Averages

Sets Played	Kills per set	Assists per set	Service aces per set	Digs per set	Blocks per set	Points per set
34	0.03	0.65	0.12	1.29	0.00	0.15

HEMMINGS' CAREER STATS

SEASON	TEAM	SM-MP	K	K/S	E	TA	PCT	A	A/S	SA	SA/S	SE	DIG	D/S	RE	BS	BA	TB	B/S	BE	BHE	PTS	PTS/S
2023-24	LS	68-22	0	0.00	0	0	.000	10	0.15	13	0.19	12	25	0.37	0	0	0	0	0.00	0	0	13.0	0.19
2024-25	LS	86-25	1	0.01	0	2	.500	26	0.30	1	0.01	14	71	0.83	18	0	0	0	0.00	0	0	2.0	0.02
2025-26	LS	34-10	1	0.03	0	2	.500	22	0.65	4	0.12	6	44	1.29	14	0	0	0	0.00	0	0	5.0	0.15
TOTAL		188 - 57	2	0.01	0	4	.500	58	0.31	18	0.10	32	140	0.74	32	0	0	0	0.00	0	0	20.0	0.11



CAMRYN JEFFERY

9

Opposite Hitter • 6-2 • Freshman • HS • Columbia, S.C. (Westwood HS)

SEASON HIGHS

Kills	5 at Houston (09/06/25)
Attacks	13, Southeastern La. (09/14/25)
Hit % (Min. 10 att)	.273 at Houston (09/06/25)
Assists	N/A
Aces	N/A
Digs	4 at Notre Dame (09/09/25)
Total Blocks	4 at Notre Dame (09/09/25) at Houston (09/06/25)
Block Solos	N/A
Block Assists	4 at Notre Dame (09/09/25) at Houston (09/06/25)

CAREER HIGHS

Kills	5 at Houston (09/06/25)
Attacks	13, Southeastern La. (09/14/25)
Hit % (Min. 10 att)	.273 at Houston (09/06/25)
Assists	N/A
Aces	N/A
Digs	4 at Notre Dame (09/09/25)
Total Blocks	4 at Notre Dame (09/09/25) at Houston (09/06/25)
Block Solos	N/A
Block Assists	4 at Notre Dame (09/09/25) at Houston (09/06/25)

Complete bio

Freshman Season (2025)

- Had a breakout performance at Houston (Sept. 6) with five kills and four blocks.
- Led Westwood High School to consecutive undefeated regional championship titles.
- A two-time Region Player of the Year and four-time All-State selection.
- Played club volleyball for A5 (2021-2024) and Stars Carolinas (2024-2025).
- Earned spot on the 2024 USAV Jr. National Championship All-Tournament 17U Team.

2025 SEASON MATCH-BY-MATCH

Date	Opponent	SP	Attack				Set		Serve				Recept		Blocking				Team						
			K	E	TA	PCT	A	TA	PCT	SA	SE	TA	PCT	RE	TA	PCT	DIG	BS	BA	BE	TOTAL	BHE	POINTS	HIT%	SCORE
08/31/2025	Baylor	1	0	0	1	.000	0	0	.000	0	0	0	.000	0	0	.000	0	0	0	0	0	0	0.0	.229	1-3
09/05/2025	vs San Diego St.	1	0	0	1	.000	0	1	.000	0	0	0	.000	0	0	.000	0	0	0	0	0	0	0.0	.224	3-2
09/06/2025	at Houston	3	5	2	11	.273	0	0	.000	0	0	0	.000	0	0	.000	2	0	4	0	4.0	0	7.0	.271	3-0
09/09/2025	at Notre Dame	3	0	1	8	.125	0	0	.000	0	0	0	.000	0	0	.000	4	0	4	1	4.0	0	2.0	.248	3-0
09/14/2025	Southeastern La.	3	4	1	13	.231	0	0	.000	0	0	0	.000	0	1	1.000	0	0	0	0	0.0	0	4.0	.354	3-0
09/18/2025	at Southern California	*4	3	1	7	.286	0	4	.000	0	1	1	.000	0	0	.000	3	0	3	0	3.0	0	4.5	.139	1-3
09/19/2025	at Southern California	1	0	0	7	.000	0	0	.000	0	0	0	.000	0	0	.000	2	0	2	0	2.0	0	1.0	.109	0-3
09/20/2025	vs California	*2	1	0	5	.200	0	1	.000	0	0	0	.000	0	0	.000	0	0	2	0	2.0	0	2.0	.185	3-2
09/26/2025	at Oklahoma	2	2	0	5	.400	0	1	.000	0	0	0	.000	0	0	.000	1	0	1	0	1.0	0	2.5	.089	0-3
09/28/2025	at Arkansas	*1	1	0	2	.500	0	0	.000	0	0	0	.000	0	0	.000	0	0	0	0	0.0	0	1.0	.230	3-1
Totals		21	16	5	60	.183	0	7	.000	0	1	1	.000	0	1	1.000	12	0	16	1	16.0	0	24.0		

Player Averages

Sets Played	Kills per set	Assists per set	Service aces per set	Digs per set	Blocks per set	Points per set
21	0.76	0.00	0.00	0.57	0.76	1.14

JEFFERY'S CAREER STATS

SEASON	TEAM	SM-MP	K	K/S	E	TA	PCT	A	A/S	SA	SA/S	SE	DIG	D/S	RE	BS	BA	TB	B/S	BE	BHE	PTS	PTS/S
2025-26	LS	21-10	16	0.76	5	60	.183	0	0.00	0	0.00	1	12	0.57	0	0	16	16	0.76	1	0	24.0	1.14
TOTAL		21 - 10	16	0.76	5	60	.183	0	0.00	0	0.00	1	12	0.57	0	0	16	16	0.76	1	0	24.0	1.14



EMILEE PROCHASKA

10

Defensive Specialist/Libero • 5-4 • Sophomore • TR • Little Elm, Texas (Houston)

SEASON HIGHS

Kills	N/A
Attacks	N/A
Hit % (Min. 10 att)	N/A
Assists	N/A
Aces	N/A
Digs	N/A
Total Blocks	N/A
Block Solos	N/A
Block Assists	N/A

CAREER HIGHS

Kills	N/A
Attacks	N/A
Hit % (Min. 10 att)	N/A
Assists	N/A
Aces	N/A
Digs	N/A
Total Blocks	N/A
Block Solos	N/A
Block Assists	N/A

[Complete bio](#)

Sophomore Season (2025)

- Played Division I softball last year at Houston.
- Played volleyball at Lone Star High School.
- Named to 2023-2024 TGCA 5A Volleyball All-State Team and was the 2023-2024 Defensive Player of the Year for District 9-5A.
- Played club for the Frisco Flyers (2017-2022) and United Volleyball (2023).

2025 SEASON MATCH-BY-MATCH

PROCHASKA'S CAREER STATS



LAINEE PYLES

11

Outside Hitter • 6-2 • Sophomore • 1L • Keller, Texas (Fossil Ridge HS)

SEASON HIGHS

Kills	N/A
Attacks	N/A
Hit % (Min. 10 att)	N/A
Assists	N/A
Aces	N/A
Digs	N/A
Total Blocks	N/A
Block Solos	N/A
Block Assists	N/A

CAREER HIGHS

Kills	15 vs. Oklahoma (10/11/24)
Attacks	39 at Georgia (10/27/24)
Hit % (Min. 10 att)	.429 at Mississippi St. (10/04/24)
Assists	1, Three Times
Aces	5 vs. Arkansas (11/17/24)
Digs	5, Three Times
Total Blocks	4 vs. Samford (09/13/24)
Block Solos	1, Three Times
Block Assists	4 vs. Samford (09/13/24)

Complete bio

Sophomore Season (2025)

- Had seven matches with 10 or more kills, including a season-high 15 kills vs. Oklahoma (Oct. 11, 2024).
- Led the team in with 24 aces, highlighted by a season-high five aces vs. Arkansas (Nov. 17, 2024).
- Was teammates with Bri Watson with Madfrog Volleyball Club and won the 2022 National Championship.
- Named Tournament MVP in the USA Volleyball All-Star Tournament.

2024 SEASON MATCH-BY-MATCH

Date	Opponent	SP	Attack				Set			Serve				Recept			Blocking				Team			
			K	E	TA	PCT	A	TA	PCT	SA	SE	TA	PCT	RE	TA	PCT	DIG	BS	BA	BE	TOTAL	BHE	POINTS	HIT% SCORE
08/30/2024	New Hampshire	1	0	2	8	-.250	1	2	.500	1	0	3	1.000	0	1	1.000	2	0	0	0	0.0	0	1.0	.235 3-2
08/30/2024	Maryland	4	5	7	25	-.080	0	0	.000	2	3	13	.769	0	3	1.000	3	0	1	0	1.0	0	7.5	.194 3-1
08/31/2024	Troy	4	2	2	7	.000	0	1	.000	0	2	5	.600	0	0	.000	2	0	2	0	2.0	0	3.0	.269 2-3
09/12/2024	at Baylor	3	9	3	19	.316	0	1	.000	1	3	11	.727	0	0	.000	0	0	0	0	0.0	0	10.0	.228 1-3
09/13/2024	vs Samford	4	14	4	32	.313	0	2	.000	0	2	16	.875	0	0	.000	3	0	4	0	4.0	0	16.0	.142 3-1
09/19/2024	Boston College	*4	13	4	30	.300	0	0	.000	1	1	23	.957	0	0	.000	4	0	0	0	0.0	0	14.0	.219 3-1
09/20/2024	North Florida	*3	6	5	30	.033	0	1	.000	3	5	18	.722	0	0	.000	0	0	1	1	1.0	0	9.5	.274 3-0
09/20/2024	San Diego	*3	3	5	27	-.074	0	3	.000	1	2	7	.714	0	0	.000	3	0	2	0	2.0	0	5.0	.113 0-3
09/27/2024	Missouri	*3	7	2	20	.250	0	1	.000	2	2	9	.778	0	0	.000	1	0	1	1	1.0	0	9.5	.193 0-3
09/29/2024	Texas	3	5	6	19	-.053	0	3	.000	0	1	7	.857	0	1	1.000	2	0	1	0	1.0	0	5.5	.154 0-3
10/04/2024	at Mississippi St.	3	10	1	21	.429	1	3	.333	0	1	10	.900	0	2	1.000	2	0	2	0	2.0	0	11.0	.267 3-0
10/06/2024	at Ole Miss	4	11	5	25	.240	0	1	.000	0	0	16	1.000	0	1	1.000	3	0	0	0	0.0	0	11.0	.150 1-3
10/11/2024	Oklahoma	*4	15	4	26	.423	0	1	.000	0	3	14	.786	0	0	.000	4	0	1	0	1.0	0	15.5	.305 3-1
10/13/2024	Texas A&M	*5	5	7	24	-.083	0	1	.000	0	2	8	.750	0	0	.000	2	0	2	0	2.0	0	6.0	.232 3-2
10/20/2024	Florida	*3	6	3	19	.158	0	1	.000	0	3	8	.625	1	1	1.000	0	0	0	0	0.0	0	6.0	.111 0-3
10/25/2024	at Auburn	*4	11	4	35	.200	0	0	.000	1	5	17	.706	0	0	.000	4	1	2	0	3.0	0	14.0	.297 3-1
10/27/2024	at Georgia	*4	9	6	39	.077	1	5	.200	1	3	22	.864	0	0	.000	4	0	0	1	0.0	1	10.0	.253 1-3
11/03/2024	Alabama	*2	1	4	12	-.250	0	1	.000	1	2	9	.778	0	1	1.000	4	0	0	0	0.0	0	2.0	.307 3-1
11/08/2024	at Tennessee	*3	3	1	10	.200	0	0	.000	0	1	9	.889	0	0	.000	5	0	3	0	3.0	0	4.5	.189 0-3
11/10/2024	at Kentucky	*3	12	3	22	.409	0	0	.000	2	3	12	.750	0	0	.000	4	0	0	0	0.0	0	14.0	.189 0-3
11/13/2024	South Carolina	*4	5	3	27	.074	0	1	.000	1	1	20	.950	0	0	.000	5	1	1	0	2.0	0	7.5	.201 2-3
11/17/2024	Arkansas	*3	6	1	12	.417	0	2	.000	5	3	18	.833	0	0	.000	4	1	0	0	1.0	0	12.0	.400 3-0
11/24/2024	at Texas A&M	*3	5	6	16	-.063	0	2	.000	0	2	8	.750	0	0	.000	3	0	0	0	0.0	0	5.0	.159 1-3
11/29/2024	at Alabama	*4	6	4	26	.077	0	1	.000	2	2	15	.867	0	0	.000	5	0	3	0	3.0	0	9.5	.251 3-1
Totals		81	169	92	531	.145	3	33	.091	24	52	298	.826	1	10	.900	69	3	26	3	29.0	1	209.0	

Player Averages

Sets Played	Kills per set	Assists per set	Service aces per set	Digs per set	Blocks per set	Points per set
81	2.09	0.04	0.30	0.85	0.36	2.58

PYLES' CAREER STATS

SEASON	TEAM	SM-MP	K	K/S	E	TA	PCT	A	A/S	SA	SA/S	SE	DIG	D/S	RE	BS	BA	TB	B/S	BE	BHE	PTS	PTS/S
2024-25	LS	81-24	169	2.09	92	531	.145	3	0.04	24	0.30	52	69	0.85	1	3	26	29	0.36	3	1	209.0	2.58
TOTAL		81 - 24	169	2.09	92	531	.145	3	0.04	24	0.30	52	69	0.85	1	3	26	29	0.36	3	1	209.0	2.58



BRI WATSON

12

Outside Hitter • 6-1 • Rrdshitr Freshman • RS • Flower Mound, Texas (Flower Mound HS)

SEASON HIGHS

Kills	N/A
Attacks	N/A
Hit % (Min. 10 att)	N/A
Assists	N/A
Aces	N/A
Digs	N/A
Total Blocks	N/A
Block Solos	N/A
Block Assists	N/A

CAREER HIGHS

Kills	N/A
Attacks	N/A
Hit % (Min. 10 att)	N/A
Assists	N/A
Aces	N/A
Digs	N/A
Total Blocks	N/A
Block Solos	N/A
Block Assists	N/A

[Complete bio](#)

Redshirt Freshman Season (2025)

- Will make collegiate debut in 2025 after redshirting 2024 season.
- Is a two-time All-State selection at Flower Mound High School.
- Won Gold medal at GJMC 16U Open.
- Named 17U All-American by Prep Volleyball..
- Was teammates with Jessica Jones on Drive Nation and Lainee Pyles with Madfrog Volleyball Club.

2025 SEASON MATCH-BY-MATCH

WATSON'S CAREER STATS



AC FROEHLICH

13

Outside Hitter / Right Side • 6-1 • Junior • 2L • Lafayette, La. (St. Thomas HS)

SEASON HIGHS

Kills	3, Three Times
Attacks	18 at No. 19 USC (09/18/25)
Hit % (Min. 10 att)	.167, No. 20 Baylor (08/31/25)
Assists	1 vs. Omaha (09/04/25) No. 10 SMU (08/29/25)
Aces	1, Three Times
Digs	8, South Alabama (08/30/25)
Total Blocks	3 vs. Cal (09/20/25)
Block Solos	N/A
Block Assists	3 vs. Cal (09/20/25)

CAREER HIGHS

Kills	15 vs. FIU (09/06/24)
Attacks	51 at Duke (09/05/24)
Hit % (Min. 10 att)	.474 vs. North Florida (09/20/24)
Assists	4 at Texas A&M (11/24/24)
Aces	5 at Auburn (10/25/24)
Digs	18 at Auburn (10/25/24)
Total Blocks	3, Four Times
Block Solos	N/A
Block Assists	3, Four Times

Complete bio

Junior Season (2025)

- Had a breakout season with 121 kills, 19 aces and 24 blocks in 2024.
- Recorded first career double-double with a career-high of 15 kills and had 14 digs vs. FIU (Sept. 6, 2024).
- Had career-highs of five aces at Auburn (Oct. 25, 2024) and a .474 hitting percentage vs. North Florida (Sept. 20, 2024).
- 2022 State Champion; 2022 Louisiana Gatorade Player of the Year; AVCA High School All-American.

2025 SEASON MATCH-BY-MATCH

			Attack				Set		Serve				Recept				Blocking				Team					
Date	Opponent	SP	K	E	TA	PCT	A	TA	PCT	SA	SE	TA	PCT	RE	TA	PCT	DIG	BS	BA	BE	TOTAL	BHE	POINTS	HIT%	SCORE	
08/29/2025	SMU	5	0	0	1	.000	1	1	1.000	0	1	2	.500	1	12	.917	5	0	0	0	0.0	0	0.0	.201	2-3	
08/30/2025	South Alabama	*3	0	0	0	.000	0	0	.000	1	2	4	.500	1	4	.750	8	0	0	0	0.0	0	1.0	.323	3-0	
08/31/2025	Baylor	*4	3	1	12	.167	0	0	.000	1	1	9	.889	0	8	1.000	6	0	0	0	0.0	0	4.0	.229	1-3	
09/04/2025	vs Omaha	3	0	0	0	.000	1	1	1.000	1	0	5	1.000	0	1	1.000	4	0	0	0	0.0	0	1.0	.316	3-0	
09/05/2025	vs San Diego St.	*3	1	0	1	1.000	0	1	.000	0	0	2	1.000	1	2	.500	2	0	0	0	0.0	0	1.0	.224	3-2	
09/18/2025	at Southern California	3	3	3	18	.000	0	0	.000	0	0	0	.000	0	0	.000	0	0	2	0	2.0	0	4.0	.139	1-3	
09/20/2025	vs California	3	3	1	5	.400	0	1	.000	0	0	0	.000	0	0	.000	0	0	3	0	3.0	0	4.5	.185	3-2	
09/26/2025	at Oklahoma	2	1	3	7	-.286	0	1	.000	0	0	0	.000	0	0	.000	0	0	0	0	0.0	0	1.0	.089	0-3	
Totals			26	11	8	44	.068	2	5	.400	3	4	22	.818	3	27	.889	25	0	5	0	5.0	0	16.5		

Player Averages

Sets Played	Kills per set	Assists per set	Service aces per set	Digs per set	Blocks per set	Points per set
26	0.42	0.08	0.12	0.96	0.19	0.63

FROEHLICH'S CAREER STATS

SEASON	TEAM	SM-MP	K	K/S	E	TA	PCT	A	A/S	SA	SA/S	SE	DIG	D/S	RE	BS	BA	TB	B/S	BE	BHE	PTS	PTS/S
2023-24	LS	4-1	0	0.00	0	0	.000	0	0.00	1	0.25	1	4	1.00	0	0	0	0	0.00	0	0	1.0	0.25
2024-25	LS	74-23	121	1.64	60	382	.160	16	0.22	19	0.26	27	140	1.89	13	0	24	24	0.32	9	0	152.0	2.05
2025-26	LS	26-8	11	0.42	8	44	.068	2	0.08	3	0.12	4	25	0.96	3	0	5	5	0.19	0	0	16.5	0.63
TOTAL		104 - 32	132	1.27	68	426	.150	18	0.17	23	0.22	32	169	1.63	16	0	29	29	0.28	9	0	169.5	1.63



LAUREN BROOKER

15

Setter • 6-1 • Junior • TR • Calabasas, Calif. (UC San Diego)

SEASON HIGHS

Kills	4, South Alabama (08/30/25)
Attacks	8, No. 10 SMU (08/29/25)
Hit % (Min. 10 att)	N/A
Assists	34, No. 20 Baylor (08/31/25)
Aces	1, Six Times
Digs	12 vs. Cal (09/20/25)
Total Blocks	4 at Arkansas (09/28/25) No. 10 SMU (08/29/25)
Block Solos	1 vs. San Diego St. (09/05/25)
Block Assists	4 at Arkansas (09/28/25) No. 10 SMU (08/29/25)

CAREER HIGHS

Kills	14 at UC Santa Barbara (11/11/23)*
Attacks	32 at USC (09/21/24)* at UC Santa Barbara (11/11/23)*
Hit % (Min. 10 att)	.571 vs. Merrimack (10/01/21)*
Assists	41 vs. Gonzaga (09/01/24)*
Aces	3, Four Times*
Digs	25 at UC Santa Barbara (11/11/23)*
Total Blocks	5, Four Times*
Block Solos	1, 11 Times*
Block Assists	5 vs. Fresno State (08/25/23)*

* Played at UC San Diego.

Complete bio

Junior Season (2025)

- Had five consecutive matches with an ace from Sept. 9-Sept. 20).
- Logged first double-double as an LSU Tiger vs. Cal (Sept. 20) with 25 assists and 12 digs.
- Played two seasons at UC San Diego where she was a setter and opposite hitter.
- In 2024, she made eight starts in 13 matches and averaged 6.11 assists per set as a setter.
- Named to the 2023 Big West All-Freshman Team (outside hitter).
- Mother played water polo and volleyball at Brock University, brothers Alex and Zach played lacrosse and basketball, respectively at USC.

2025 SEASON MATCH-BY-MATCH

Date	Opponent	SP	Attack			Set			Serve			Recept			Blocking			Team							
			K	E	TA	PCT	A	TA	PCT	SA	SE	TA	PCT	RE	TA	PCT	DIG	BS	BA	BE	TOTAL	BHE	POINTS	HIT%	SCORE
08/29/2025	SMU	5	1	1	8	.000	26	66	.394	0	0	7	1.000	0	1	1.000	4	0	4	0	4.0	0	3.0	.201	2-3
08/30/2025	South Alabama	*3	4	0	5	.800	22	47	.468	0	0	2	1.000	0	1	1.000	1	0	2	0	2.0	0	5.0	.323	3-0
08/31/2025	Baylor	*4	3	0	5	.600	34	97	.351	0	0	8	1.000	0	0	.000	7	0	1	0	1.0	0	3.5	.229	1-3
09/04/2025	vs Omaha	3	1	0	4	.250	13	37	.351	1	1	10	.900	0	0	.000	4	0	2	0	2.0	0	3.0	.316	3-0
09/05/2025	vs San Diego St.	*5	0	1	2	-.500	23	52	.442	0	0	8	1.000	0	0	.000	1	1	0	0	1.0	0	1.0	.224	3-2
09/06/2025	at Houston	3	0	0	0	.000	19	40	.475	0	1	13	.923	0	0	.000	6	0	0	0	0.0	0	0.0	.271	3-0
09/09/2025	at Notre Dame	3	0	0	1	.000	12	30	.400	1	0	13	1.000	0	0	.000	4	0	0	1	0.0	0	1.0	.248	3-0
09/14/2025	Southeastern La.	3	0	0	0	.000	16	31	.516	1	0	13	1.000	0	0	.000	5	0	0	0	0.0	0	1.0	.354	3-0
09/18/2025	at Southern California	*4	0	0	1	.000	20	39	.513	1	0	18	1.000	0	0	.000	8	0	0	0	0.0	0	1.0	.139	1-3
09/19/2025	at Southern California	3	0	1	3	-.333	13	54	.241	1	2	14	.857	0	0	.000	5	0	0	0	0.0	0	1.0	.109	0-3
09/20/2025	vs California	*5	0	1	1	-1.000	25	72	.347	1	1	18	.944	0	0	.000	12	0	0	0	0.0	0	1.0	.185	3-2
09/26/2025	at Oklahoma	*3	0	0	0	.000	13	37	.351	0	0	13	1.000	0	1	1.000	3	0	0	0	0.0	0	0.0	.089	0-3
09/28/2025	at Arkansas	4	2	0	7	.286	19	69	.275	0	0	13	1.000	0	0	.000	4	0	4	0	4.0	0	4.0	.230	3-1
10/03/2025	Tennessee	*5	2	0	7	.286	28	62	.452	0	1	21	.952	0	0	.000	3	0	2	0	2.0	0	3.0	.316	2-3
10/05/2025	Florida	*5	3	1	6	.333	33	81	.407	0	1	13	.923	0	0	.000	0	0	1	0	1.0	0	3.5	.250	3-2
Totals		58	16	5	50	.220	316	814	.388	6	7	184	.962	0	3	1.000	67	1	16	1	17.0	0	31.0		

Player Averages

Sets Played	Kills per set	Assists per set	Service aces per set	Digs per set	Blocks per set	Points per set
58	0.28	5.45	0.10	1.16	0.29	0.53

BROOKER'S CAREER STATS

SEASON	TEAM	SM-MP	K	K/S	E	TA	PCT	A	A/S	SA	SA/S	SE	DIG	D/S	RE	BS	BA	TB	B/S	BE	BHE	PTS	PTS/S
2023-24	UCSD	105-30	193	1.84	97	562	.171	378	3.60	22	0.21	25	209	1.99	1	8	51	59	0.56	4	13	248.5	2.37
2024-25	UCSD	37-13	25	0.68	17	90	.089	226	6.11	9	0.24	7	62	1.68	1	2	15	17	0.46	0	2	43.5	1.18
2025-26	LS	58-15	16	0.28	5	50	.220	316	5.45	6	0.10	7	67	1.16	0	1	16	17	0.29	1	0	31.0	0.53
TOTAL FOR LS		58 - 15	16	0.28	5	50	.220	316	5.45	6	0.10	7	67	1.16	0	1	16	17	0.29	1	0	31.0	0.53
TOTAL		200 - 58	234	1.17	119	702	.164	920	4.60	37	0.19	39	338	1.69	2	11	82	93	0.47	5	15	323.0	1.62



REMI NUSS

18

Defensive Specialist/Libero • 5-6 • Sophomore • 1L • Overland Park, Kan. (Blue Valley Northwest HS)

SEASON HIGHS

Kills	N/A
Attacks	N/A
Hit % (Min. 10 att)	N/A
Assists	N/A
Aces	N/A
Digs	N/A
Total Blocks	N/A
Block Solos	N/A
Block Assists	N/A

CAREER HIGHS

Kills	N/A
Attacks	1, Three Times
Hit % (Min. 10 att)	N/A
Assists	1, Six Times
Aces	1, Three Times
Digs	9 vs. Boston College (09/19/24)
Total Blocks	N/A
Block Solos	N/A
Block Assists	N/A

Complete bio

Sophomore Season (2025)

- Tallied 65 digs and three aces in 21 matches and 74 sets played her freshman season.
- Made first collegiate start in the four-set win against Samford (Sept. 13).
- Was an All-Eastern Kansas League selection at Blue Valley Northwest High School.
- Qualified for USAV GJNC's every year with Mavs KC volleyball club.
- Won the 2021 USAV GJNC 15 National Division Championship.

2024 SEASON MATCH-BY-MATCH

Date	Opponent	SP	Attack			Set			Serve			Recept			Blocking					Team					
			K	E	TA	PCT	A	TA	PCT	SA	SE	TA	PCT	RE	TA	PCT	DIG	BS	BA	BE	TOTAL	BHE	POINTS	HIT%	SCORE
08/30/2024	New Hampshire	4	0	0	0	.000	0	1	.000	1	1	16	.938	0	0	.000	2	0	0	0	0.0	0	1.0	.235	3-2
08/30/2024	Maryland	4	0	0	0	.000	0	0	.000	0	1	9	.889	0	0	.000	2	0	0	0	0.0	0	0.0	.194	3-1
08/31/2024	Troy	5	0	0	0	.000	0	0	.000	0	1	14	.929	0	0	.000	1	0	0	0	0.0	0	0.0	.269	2-3
09/05/2024	at Duke	4	0	0	0	.000	0	2	.000	1	1	13	.923	0	0	.000	0	0	0	0	0.0	0	1.0	.178	3-1
09/06/2024	vs FIU	4	0	0	0	.000	1	2	.500	0	1	13	.923	0	0	.000	3	0	0	0	0.0	0	0.0	.331	3-2
09/07/2024	vs Davidson	2	0	0	0	.000	0	0	.000	0	1	7	.857	0	0	.000	0	0	0	0	0.0	0	0.0	.407	3-0
09/12/2024	at Baylor	4	0	0	0	.000	1	3	.333	0	0	0	.000	0	11	1.000	5	0	0	0	0.0	0	0.0	.228	1-3
09/13/2024	vs Samford	*4	0	0	0	.000	0	2	.000	0	0	4	1.000	0	15	1.000	6	0	0	0	0.0	0	0.0	.142	3-1
09/19/2024	Boston College	4	0	0	0	.000	1	4	.250	0	0	0	.000	0	14	1.000	9	0	0	0	0.0	0	0.0	.219	3-1
09/20/2024	North Florida	3	0	0	0	.000	0	1	.000	0	0	0	.000	0	2	1.000	4	0	0	0	0.0	0	0.0	.274	3-0
09/20/2024	San Diego	3	0	0	0	.000	0	2	.000	0	0	0	.000	0	7	1.000	4	0	0	0	0.0	0	0.0	.113	0-3
09/27/2024	Missouri	3	0	0	0	.000	0	2	.000	0	0	0	.000	1	10	.900	1	0	0	0	0.0	0	0.0	.193	0-3
09/29/2024	Texas	*3	0	1	1	-1.000	0	0	.000	0	0	0	.000	0	10	1.000	3	0	0	0	0.0	0	0.0	.154	0-3
10/04/2024	at Mississippi St.	*3	0	0	1	.000	1	4	.250	0	0	0	.000	1	8	.875	3	0	0	0	0.0	0	0.0	.267	3-0
10/06/2024	at Ole Miss	*4	0	0	1	.000	1	2	.500	0	0	0	.000	1	26	.962	8	0	0	0	0.0	0	0.0	.150	1-3
10/11/2024	Oklahoma	4	0	0	0	.000	0	2	.000	0	0	0	.000	0	6	1.000	4	0	0	0	0.0	0	0.0	.305	3-1
10/13/2024	Texas A&M	5	0	0	0	.000	1	3	.333	1	1	10	.900	0	12	1.000	5	0	0	0	0.0	0	1.0	.232	3-2
10/20/2024	Florida	3	0	0	0	.000	0	0	.000	0	0	0	.000	2	15	.867	1	0	0	0	0.0	0	0.0	.111	0-3
11/10/2024	at Kentucky	2	0	0	0	.000	0	0	.000	0	0	0	.000	0	9	1.000	3	0	0	0	0.0	0	0.0	.189	0-3
11/13/2024	South Carolina	5	0	0	0	.000	0	1	.000	0	0	0	.000	0	16	1.000	1	0	0	0	0.0	0	0.0	.201	2-3
11/17/2024	Arkansas	1	0	0	0	.000	0	0	.000	0	0	0	.000	0	0	.000	0	0	0	0	0.0	0	0.0	.400	3-0
Totals		74	0	1	3	-.333	6	31	.194	3	7	86	.919	5	161	.969	65	0	0	0	0.0	0	3.0		

Player Averages

Sets Played	Kills per set	Assists per set	Service aces per set	Digs per set	Blocks per set	Points per set
74	0.00	0.08	0.04	0.88	0.00	0.04

NUSS' CAREER STATS

SEASON	TEAM	SM-MP	K	K/S	E	TA	PCT	A	A/S	SA	SA/S	SE	DIG	D/S	RE	BS	BA	TB	B/S	BE	BHE	PTS	PTS/S
2024-25	LS	74-21	0	0.00	1	3	-.333	6	0.08	3	0.04	7	65	0.88	5	0	0	0	0.00	0	0	3.0	0.04
TOTAL		74 - 21	0	0.00	1	3	-.333	6	0.08	3	0.04	7	65	0.88	5	0	0	0	0.00	0	0	3.0	0.04



SANAA DONAIE

23

Middle Blocker • 6-3 • Freshman • HS • Baytown, Texas (Goose Creek Memorial HS)

SEASON HIGHS

Kills	5 at Arkansas (09/28/25)
Attacks	13 at Arkansas (09/28/25)
Hit % (Min. 10 att)	.308 at Arkansas (09/28/25)
Assists	1, No. 20 Tennessee (10/03/25)
Aces	N/A
Digs	2, No. 20 Tennessee (10/03/25)
Total Blocks	8, No. 20 Tennessee (10/03/25) at Arkansas (09/28/25)
Block Solos	1, No. 20 Tennessee (10/03/25)
Block Assists	8 at Arkansas (09/28/25)

CAREER HIGHS

Kills	5 at Arkansas (09/28/25)
Attacks	13 at Arkansas (09/28/25)
Hit % (Min. 10 att)	.308 at Arkansas (09/28/25)
Assists	1, No. 20 Tennessee (10/03/25)
Aces	N/A
Digs	2, No. 20 Tennessee (10/03/25)
Total Blocks	8, No. 20 Tennessee (10/03/25) at Arkansas (09/28/25)
Block Solos	1, No. 20 Tennessee (10/03/25)
Block Assists	8 at Arkansas (09/28/25)

Complete bio

Freshman Season (2025)

- Ranks No. 3 in SEC matches only with 1.70 blocks per set.
- Recorded first collegiate points with a kill and block against Southeastern La. (Sept. 14).
- Turned in eight blocks and five kills on a .308 hitting percentage in first collegiate start at Arkansas (Sept. 28).
- Landed two kills and game-sealing block against Cal (Sept. 20).
- Named 2023 Offensive Player of the Year for District 17-5A at Goose Creek Memorial High School
- Played club for Absolute Volleyball Academy and Houston Skyline.

2025 SEASON MATCH-BY-MATCH

		Attack					Set		Serve				Recept				Blocking				Team				
Date	Opponent	SP	K	E	TA	PCT	A	TA	PCT	SA	SE	TA	PCT	RE	TA	PCT	DIG	BS	BA	BE	TOTAL	BHE	POINTS	HIT%	SCORE
08/30/2025	South Alabama	1	0	0	2	.000	0	0	.000	0	0	0	.000	0	0	.000	0	0	0	1	0.0	0	0.0	.323	3-0
09/14/2025	Southeastern La.	2	1	0	3	.333	0	0	.000	0	0	0	.000	0	1	1.000	0	0	1	1	1.0	0	1.5	.354	3-0
09/20/2025	vs California	2	2	0	5	.400	0	0	.000	0	0	0	.000	0	0	.000	1	0	3	1	3.0	0	3.5	.185	3-2
09/28/2025	at Arkansas	*4	5	1	13	.308	0	1	.000	0	0	0	.000	0	0	.000	0	0	8	0	8.0	0	9.0	.230	3-1
10/03/2025	Tennessee	*4	3	0	8	.375	1	1	1.000	0	0	0	.000	0	2	1.000	2	1	7	0	8.0	0	7.5	.316	2-3
10/05/2025	Florida	*2	1	1	4	.000	0	1	.000	0	0	0	.000	0	0	.000	0	0	1	0	1.0	0	1.5	.250	3-2
Totals		15	12	2	35	.286	1	3	.333	0	0	0	.000	0	3	1.000	3	1	20	3	21.0	0	23.0		

Player Averages

Sets Played	Kills per set	Assists per set	Service aces per set	Digs per set	Blocks per set	Points per set
15	0.80	0.07	0.00	0.20	1.40	1.53

DONAIE'S CAREER STATS

SEASON	TEAM	SM-MP	K	K/S	E	TA	PCT	A	A/S	SA	SA/S	SE	DIG	D/S	RE	BS	BA	TB	B/S	BE	BHE	PTS	PTS/S
2025-26	LS	15-6	12	0.80	2	35	.286	1	0.07	0	0.00	0	3	0.20	0	1	20	21	1.40	3	0	23.0	1.53
TOTAL		15 - 6	12	0.80	2	35	.286	1	0.07	0	0.00	0	3	0.20	0	1	20	21	1.40	3	0	23.0	1.53



SOPHIE
BONNAFEE

24

Defensive Specialist/Libero • 5-7 • Sophomore • 1L • Covington, La. (Archbishop Hannan HS)

SEASON HIGHS

Kills	N/A
Attacks	N/A
Hit % (Min. 10 att)	N/A
Assists	N/A
Aces	N/A
Digs	N/A
Total Blocks	N/A
Block Solos	N/A
Block Assists	N/A

CAREER HIGHS

Kills	N/A
Attacks	N/A
Hit % (Min. 10 att)	N/A
Assists	1, Three Times
Aces	2 at Auburn (10/25/24)
Digs	2, Five Times
Total Blocks	N/A
Block Solos	N/A
Block Assists	N/A

Complete bio

Sophomore Season (2025)

- Had 11 service aces last season, including a season-high two aces at Auburn (Oct. 25, 2024).
- Had a stretch of four consecutive matches with an ace (Sept. 29–Oct. 11, 2024).
- Won three Louisiana State Championships at Archbishop Hannan High School.
- Is a two-time State Championship MVP.

2025 SEASON MATCH-BY-MATCH

		Attack				Set		Serve				Recept				Blocking				Team					
Date	Opponent	SP	K	E	TA	PCT	A	TA	PCT	SA	SE	TA	PCT	RE	TA	PCT	DIG	BS	BA	BE	TOTAL	BHE	POINTS	HIT%	SCORE
08/30/2025	South Alabama	1	0	0	0	.000	0	0	.000	0	1	1	.000	0	0	.000	0	0	0	0	0.0	0	0.0	.323	3-0
09/06/2025	at Houston	1	0	0	0	.000	0	0	.000	0	0	0	.000	0	0	.000	0	0	0	0	0.0	0	0.0	.271	3-0
09/14/2025	Southeastern La.	2	0	0	0	.000	0	0	.000	0	0	5	1.000	0	0	.000	0	0	0	0	0.0	0	0.0	.354	3-0
09/28/2025	at Arkansas	3	0	0	0	.000	0	0	.000	0	1	4	.750	0	0	.000	0	0	0	0	0.0	0	0.0	.230	3-1
10/03/2025	Tennessee	1	0	0	0	.000	0	0	.000	0	1	1	.000	0	0	.000	0	0	0	0	0.0	0	0.0	.316	2-3
Totals		8	0	0	0	.000	0	0	.000	0	3	11	.727	0	0	.000	0	0	0	0	0.0	0	0.0		

Player Averages

Sets Played	Kills per set	Assists per set	Service aces per set	Digs per set	Blocks per set	Points per set
8	0.00	0.00	0.00	0.00	0.00	0.00

BONNAFEE'S CAREER STATS

SEASON	TEAM	SM-MP	K	K/S	E	TA	PCT	A	A/S	SA	SA/S	SE	DIG	D/S	RE	BS	BA	TB	B/S	BE	BHE	PTS	PTS/S
2024-25	LS	53-18	0	0.00	0	0	.000	3	0.06	11	0.21	14	11	0.21	0	0	0	0	0.00	0	0	11.0	0.21
2025-26	LS	8-5	0	0.00	0	0	.000	0	0.00	0	0.00	3	0	0.00	0	0	0	0	0.00	0	0	0.0	0.00
TOTAL		61 - 23	0	0.00	0	0	.000	3	0.05	11	0.18	17	11	0.18	0	0	0	0	0.00	0	0	11.0	0.18



TAKYLA BROWN

25

Setter • 5-9 • Freshman • HS • Pflugerville, Texas (Weiss HS)

SEASON HIGHS

Kills	1, No. 23 Florida (10/05/25)
Attacks	1, Four Times
Hit % (Min. 10 att)	N/A
Assists	25, No. 20 Tennessee (10/03/25) vs. San Diego St. (09/05/25)
Aces	1 vs. San Diego St. (09/05/25) South Alabama (08/30/25)
Digs	11 vs. San Diego St. (09/05/25)
Total Blocks	N/A
Block Solos	N/A
Block Assists	N/A

CAREER HIGHS

Kills	1, No. 23 Florida (10/05/25)
Attacks	1, Four Times
Hit % (Min. 10 att)	N/A
Assists	25, No. 20 Tennessee (10/03/25) vs. San Diego St. (09/05/25)
Aces	1 vs. San Diego St. (09/05/25) South Alabama (08/30/25)
Digs	11 vs. San Diego St. (09/05/25)
Total Blocks	N/A
Block Solos	N/A
Block Assists	N/A

Complete bio

Freshman Season (2025)

- Matched a season-high 25 assists and recorded her first kill vs. No. 20 Tennessee (Oct. 3).
- Turned in first collegiate double-double with 25 assists and 11 digs vs. San Diego State (Sept. 5).
- Had 24 assists and six digs in her collegiate debut vs. No. 10 SMU (Aug. 29); Served first ace vs. South Alabama.
- Ranked No. 2 in the state of Texas and No. 12 in the nation according to MaxPreps.
- Played club volleyball for Austin Junior Volleyball.
- Father played football at Texas and was a member of the National Championship team in the 2006 Rose Bowl.

2025 SEASON MATCH-BY-MATCH

		Attack				Set			Serve			Recept			Blocking				Team						
Date	Opponent	SP	K	E	TA	PCT	A	TA	PCT	SA	SE	TA	PCT	RE	TA	PCT	DIG	BS	BA	BE	TOTAL	BHE	POINTS	HIT%	SCORE
08/29/2025	SMU	*5	0	0	1	.000	24	51	.471	0	2	4	.500	0	0	.000	6	0	0	0	0.0	0	0.0	201	2-3
08/30/2025	South Alabama	3	0	0	0	.000	12	29	.414	1	2	10	.800	0	0	.000	2	0	0	0	0.0	0	1.0	.323	3-0
08/31/2025	Baylor	2	0	0	0	.000	10	17	.588	0	0	5	1.000	0	0	.000	0	0	0	0	0.0	0	0.0	.229	1-3
09/04/2025	vs Omaha	*3	0	0	0	.000	22	37	.595	0	0	0	.000	0	0	.000	3	0	0	0	0.0	0	0.0	.316	3-0
09/05/2025	vs San Diego St.	5	0	0	0	.000	25	65	.385	1	3	14	.786	0	1	1.000	11	0	0	0	0.0	0	1.0	.224	3-2
09/06/2025	at Houston	*3	0	0	1	.000	15	44	.341	0	0	10	1.000	0	0	.000	5	0	0	0	0.0	0	0.0	.271	3-0
09/09/2025	at Notre Dame	*3	0	0	0	.000	16	41	.390	0	0	8	1.000	0	0	.000	4	0	0	0	0.0	0	0.0	.248	3-0
09/14/2025	Southeastern La.	*3	0	0	0	.000	19	48	.396	0	1	11	.909	0	0	.000	10	0	0	0	0.0	0	0.0	.354	3-0
09/18/2025	at Southern California	4	0	0	0	.000	24	86	.279	0	2	9	.778	0	0	.000	10	0	0	0	0.0	0	0.0	.139	1-3
09/19/2025	at Southern California	*3	0	0	0	.000	8	27	.296	0	0	3	1.000	0	0	.000	3	0	0	0	0.0	0	0.0	.109	0-3
09/20/2025	vs California	5	0	0	1	.000	15	39	.385	0	3	22	.864	0	0	.000	9	0	0	0	0.0	0	0.0	.185	3-2
09/26/2025	at Oklahoma	3	0	0	0	.000	10	33	.303	0	1	2	.500	0	0	.000	6	0	0	0	0.0	0	0.0	.089	0-3
09/28/2025	at Arkansas	*4	0	0	0	.000	21	42	.500	0	0	0	.000	0	0	.000	5	0	0	0	0.0	0	0.0	.230	3-1
10/03/2025	Tennessee	5	0	0	0	.000	25	60	.417	0	0	0	.000	0	1	1.000	4	0	0	0	0.0	0	0.0	.316	2-3
10/05/2025	Florida	5	1	0	1	1.000	19	52	.365	0	0	0	.000	0	0	.000	4	0	0	0	0.0	0	1.0	.250	3-2
Totals		56	1	0	4	.250	265	671	.395	2	14	98	.857	0	2	1.000	82	0	0	0	0.0	0	3.0		

Player Averages

Sets Played	Kills per set	Assists per set	Service aces per set	Digs per set	Blocks per set	Points per set
56	0.02	4.73	0.04	1.46	0.00	0.05

BROWN'S CAREER STATS

SEASON	TEAM	SM-MP	K	K/S	E	TA	PCT	A	A/S	SA	SA/S	SE	DIG	D/S	RE	BS	BA	TB	B/S	BE	BHE	PTS	PTS/S
2025-26	LS	56-15	1	0.02	0	4	.250	265	4.73	2	0.04	14	82	1.46	0	0	0	0	0.00	0	0	3.0	0.05
TOTAL		56 - 15	1	0.02	0	4	.250	265	4.73	2	0.04	14	82	1.46	0	0	0	0	0.00	0	0	3.0	0.05

NCAA RANKINGS

Thru Matches Oct. 6, 2025

Statistic	National Rank	Conference Rank	Value	National Leader	Value	Conference Leader	Value
Aces Per Set (343 ranked)	342	16	0.91	Miami (FL)	2.45	Alabama	2.06
Assists Per Set (343 ranked)	81	9	12.21	Texas	13.85	Texas	13.85
Blocks Per Set (343 ranked)	71	9	2.41	Utah Valley	3.33	Auburn	3.17
Digs Per Set (343 ranked)	270	13	12.76	Penn	18.74	Texas	14.76
Hitting Percentage (343 ranked)	117	11	0.229	Tennessee	0.334	Tennessee	0.334
Kills Per Set (343 ranked)	104	9	13.02	Texas	14.90	Texas	14.90
Match W-L Pctg. (341 ranked)	117	9	0.600	Nebraska Texas	1.000 1.000	Texas	1.000
Opp Hitting Percentage (343 ranked)	190	11	0.209	Nebraska	0.102	Tennessee	0.141
Team Assists (343 ranked)	84	1	708	Kansas	869	LSU	708
Team Attacks Per Set (343 ranked)	219	6	33.38	Gardner-Webb	40.06	Kentucky	34.98
Team Digs (343 ranked)	208	3	740	Iona	1,241	Arkansas	796
Team Kills (343 ranked)	96	1	755	Towson	946	LSU	755
Team Service Aces (343 ranked)	335	15	53	UT Arlington	150	Missouri	107
Team Total Attacks (343 ranked)	166	2	1,936	Gardner-Webb	2,724	Arkansas	2,036
Team Total Blocks (343 ranked)	59	4	140.0	Utah Valley	193.0	Auburn	158.5

NCAA RANKINGS

Thru Matches Oct. 6, 2025

Statistic	Player	National Rank	Conference Rank	Value	National Leader	Value	Conference Leader	Value
Aces Per Set (149 ranked)					Skylar English, UCF	0.87	Hannah Parant, Alabama	0.64
Assists Per Set (150 ranked)					Maddie Waak, Texas A&M	11.46	Maddie Waak, Texas A&M	11.46
Attacks Per Set (150 ranked)	Jurnee Robinson	17	1	11.71	Hanah Stoddard, Northern Ariz.	12.82	Jurnee Robinson, LSU	11.71
Blocks Per Set (300 ranked)	Jessica Jones	155	16	1.10	Tatum Holderied, Fordham	2.12	Kate Mansfield, Auburn	1.70
Digs Per Set (149 ranked)					Jade Washington, East Texas A&M	5.82	Maya Sands, Missouri	4.64
Hitting Percentage (150 ranked)	Jessica Jones	126	12	0.340	Julieta Sandez, UIC	0.483	Chelsea Sutton, Tennessee	0.448
Kills Per Set (150 ranked)	Jurnee Robinson	4	1	5.12	Mimi Colyer, Wisconsin	5.39	Jurnee Robinson, LSU	5.12
Kills SG Highs (0 ranked)								
Points (147 ranked)	Jurnee Robinson	3	1	328.5	Kennedy Louisell, James Madison	359.0	Jurnee Robinson, LSU	328.5
Points Per Set (148 ranked)	Jurnee Robinson	6	1	5.66	Flormarie Heredia Colon, Miami (FL)	6.25	Jurnee Robinson, LSU	5.66
Service Aces (126 ranked)					Skylar English, UCF Ariana Rodriguez, Miami (FL)	41 41	Hannah Parant, Alabama	32
Total Assists (149 ranked)					Chloe Wilmot, Duquesne	676	Mokihana Tufono, Ole Miss	585
Total Attacks (150 ranked)	Jurnee Robinson	18	1	679	Elena Giacomini, Quinnipiac	818	Jurnee Robinson, LSU	679
Total Blocks (188 ranked)	Jessica Jones	96	5	64	Bella Wooden, Utah Valley	113	Kate Mansfield, Auburn	85
Total Digs (300 ranked)					Nalani McBride, Gardner-Webb	373	Maya Sands, Missouri	260
Total Kills (150 ranked)	Jurnee Robinson	4	1	297	Kennedy Louisell, James Madison	331	Jurnee Robinson, LSU	297

2025 TV/Radio Roster



No. 0 • Laurel Cassidy
DS/L • 5-9 • Fr.



No. 1 • Ana Tevdoradze
OH/RS • 6-3 • Sr.



No. 2 • Tireh Smith
RS • 6-3 • R-Jr.



No. 3 • Aly Kirkhoff
DS/L • 5-6 • So.




No. 4 • Angelina Lee
MB • 6-2 • Jr.



No. 5 • Jurnee Robinson
OH • 6-1 • Jr.



No. 6 • Nia Washington
OH • 5-10 • Sr.



No. 7 • Jessica Jones
MB • 6-2 • So.



No. 8 • Ella Hemmings
DS/L • 5-6 • Jr.



No. 9 • Camryn Jeffery
OPP • 6-2 • Fr.



No. 10 • Emilee Prochaska
DS/L • 5-4 • So.



No. 11 • Laine Pyles
OH • 6-2 • So.



No. 12 • Bri Watson
OH • 6-1 • R-Fr.



No. 13 • AC Froehlich
OH/RS • 6-1 • Jr.




No. 15 • Lauren Brooker
S • 6-1 • Jr.



No. 18 • Remi Nuss
DS/L • 5-6 • Fr.



No. 23 • Sanaa Donaie
MB • 6-3 • Fr.



No. 24 • Sophie Bonnafee
DS/L • 5-7 • So.




No. 25 • Takyla Brown
S • 5-9 • Fr.



Tonya Johnson
Head Coach
Fourth Season



Jill Wilson
Associate Head Coach
Fourth Season



Kevin Inlow
Assistant Coach
Fourth Season



Ashley Shook
Assistant Coach
Fourth Season



Blaire Hiler
Director of Operations
Ninth Season