



GYMNASTICS

2026

MEET NOTES

2026

12

at 2026 SEC Championships

March 21, 2026 • 7 p.m. CT • Tulsa, Oklahoma (BOK Center)

Live Stats: virtius/lusports.net • TV: SEC Network

#2 LSU

DATE	OPPONENT	RESULT	LSU/OPP.SCORE
JANUARY			
10	at Sprouts Quad (West Valley City, Utah)	1st of 4 (T)	197.500
16	at Georgia	L	196.850-197.200
23	Kentucky	W	198.050-195.775
30	at Missouri	W	197.675-197.500
FEBRUARY			
6	Penn State	W	197.525-196.125
13	Auburn	W	198.325-196.825
20	at Oklahoma	L	197.925-198.125
27	Alabama	W	197.975-197.600

MARCH

1	at Podium Challenge (Baton Rouge, La.)	1st of 4	198.200
8	at Florida	L	198.325-198.450
13	Arkansas	W	198.075-197.100
21	SEC Champ (Tulsa, Okla.)	TBA	TBA

APRIL

3-5	NCAA Regionals (Baton Rouge, La)	TBA	TBA
16-18	NCAA Championships (Fort Worth, Texas)	TBA	TBA

On Air

TV: SEC Network

John Roethlisberger, Play-By-Play
 Sam Peszek, Analyst
 Aly Raisman, Analyst
 Taylor Davis, Reporter



Who To Contact

SID/Gymnastics Contact

Alyssa Leal
 Email: aleal3@lsu.edu
 Cell: 504-373-7428

Connect to LSU Gymnastics

Official Athletics Website

LSUsports.net/gymnastics

Instagram

@LSUgym

Twitter

@LSUgym

Facebook

@LSUgym

TikTok

@lsugym

SEC Championships Session II

Oklahoma (1)

Overall Team NQS (National Ranking)	197.963 (1)
Team Vault NQS (National Ranking)	49.563 (1)
Team Bars NQS (National Ranking)	49.428 (4)
Team Beam NQS (National Ranking)	49.513 (2)
Team Floor NQS (National Ranking)	49.478 (4)
Overall Team High	198.425
Team Vault High	49.725
Team Bars High	49.600
Team Beam High	49.700
Team Floor High	49.750

LSU (2)

Overall Team NQS (National Ranking)	197.917 (2)
Team Vault NQS (National Ranking)	49.439 (2)
Team Bars NQS (National Ranking)	49.442 (3)
Team Beam NQS (National Ranking)	49.486 (3)
Team Floor NQS (National Ranking)	49.544 (1)
Overall Team High	198.325
Team Vault High	49.700
Team Bars High	49.575
Team Beam High	49.650
Team Floor High	49.775

Florida (3)

Overall Team NQS (National Ranking)	197.700 (3)
Team Vault NQS (National Ranking)	49.234 (9)
Team Bars NQS (National Ranking)	49.569 (1)
Team Beam NQS (National Ranking)	49.538 (1)
Team Floor NQS (National Ranking)	49.438 (5)
Overall Team High	198.575
Team Vault High	49.475
Team Bars High	49.725
Team Beam High	49.800
Team Floor High	49.750

Alabama (4)

Overall Team NQS (National Ranking)	197.500 (4)
Team Vault NQS (National Ranking)	49.273 (7)
Team Bars NQS (National Ranking)	49.498 (2)
Team Beam NQS (National Ranking)	49.225 (12)
Team Floor NQS (National Ranking)	49.515 (2)
Overall Team High	197.950
Team Vault High	49.500
Team Bars High	49.700
Team Beam High	49.525
Team Floor High	49.675

Storylines

• LSU held onto the No. 2 spot in the country for the sixth straight week to close out the regular season with a National Qualifying Score (NQS) of 197.897, only behind Oklahoma's 197.963.

• LSU is the only team in the country to enter postseason ranked in the top three on every event.

• Sophomore Kailin Chio holds onto the the No. 1 spot in the all-around for the third week with her NQS of 39.760. She also ranks first on vault for the third straight week and beam for the eighth straight week.

• In the final regular season rankings, LSU earned their fifth straight week in the top five on

every event. The squad currently ranks No. 2 on vault, No. 3 on bars, No. 3 on beam and No. 1 on floor for the fifth straight week.

• The Tigers have recorded four score above 198.00 this season with a season high 198.325, the third highest score by any team in the nation.

• This year's squad is composed of a total of 21 gymnasts. LSU returned 14 gymnasts from last year's squad, including four fifth-year seniors, while welcoming three transfers and four freshman to their 2026 roster.

• Jay Clark is in his sixth season at the helm alongside Associate Head Coaches Courtney McCool Griffeth and Garrett Griffeth,

who begin their fifth season, and Haleigh Bryant, in her first season.

• Clark & staff have led the Tigers to three consecutive NCAA Championship appearances, while making it to the postseason every year under Clark.

• LSU will look to protect their SEC title, entering Saturday as back-to-back SEC Champions after winning the conference title in both 2024 and 2025.

• LSU went undefeated at home for the third straight season in 2026. They are on a 19-0 win streak when competing inside the PMAC without a loss at home since January 16, 2023.

• The teams theme for the 2026 season is "Clear Path"

The Matchup

No. 2 LSU Gymnastics Featured In Session II of 2026 SEC Championships on Saturday

LSU Gymnastics is set to compete in session II of the 2026 SEC Championships on Saturday, March 21 at 7 p.m. CT inside the BOK Center in Tulsa, Oklahoma. Session I will feature seeds 5-9 at 2 p.m. CT, and Session II will feature seeds 1-4 at 7 p.m. CT. Both sessions of the championships will air live on SEC Network. LSU earned the two-seed in Saturday's meet and will face No. 1 Oklahoma, No. 3 Florida and No. 4 Alabama in the evening session of the championship. John Roethlisberger, Sam Peszek, Aly Raisman and reporter Taylor Davis will be on-site to cover the action in Tulsa. LSU has been featured in the night session every year since the two-session format began in 2013. The Tigers own six SEC Championship titles in program history and are coming off back-to-back titles in 2024 and 2025.



JAY CLARK

HEAD COACH • 6th Season

Jay Clark and the LSU Tigers made history in 2024 as the first team to bring a national championship home to Baton Rouge. The Tigers claimed their first national title on April 20, 2024 with their score of 198.225 in the NCAA Championship Finals to defeat California (197.850), Utah (197.800) and Florida (197.4375). With the win, LSU became just the eighth program in NCAA history to win the women's gymnastics championship, thanks to the leadership of Clark, who owns over 30 years of experience in college gymnastics.

A native of Roswell, Georgia, Clark was tabbed as the third head coach in program history in August 2021 following the retirement of former coach D-D Breaux. A 33-year veteran of the sport, he continues to lead the LSU Gymnastics program to new heights. He enters his sixth season as the head coach and 15th season overall at LSU in 2026.

During his time at the helm, Clark and the Tigers have marked multiple milestones together, including one national title, back-to-back SEC Championships, two regional titles, three straight appearances in the NCAA Championships and more. The Tigers even set a school record score (198.475) in 2024 and earned their first ever No. 1 seed in the postseason in 2025.

Clark was named the 2024 SEC Co-Head Coach of the Year after winning the program's fifth SEC Championship and the Region One Head Coach of the Year after winning the Fayetteville Regional. He was also named the Top Collegiate Coach in Louisiana by Allstate Sugar Bowl, but his accolades don't end there. Clark owns multiple Central Region coaching honors, including National Assistant Coach of the Year in 2006, 2014, 2016 and 2017. He is also a member of the USA Gymnastics Region Eight Hall of Fame.

Over the last two years, the program has also seen record attendance numbers thanks to Clark's efforts. The Tigers have gone undefeated at home in the past two seasons, with a current 15-0 unbeaten streak, and haven't lost in the PMAC since January 16, 2023. In 2024 and 2025 combined, the program welcomed seven sold-out crowds. LSU finished the regular season No. 1 in attendance nationally the past two years, averaging over 13,000 fans per meet and marking the highest average in school history in 2025. A total of over 65,700 Tiger fans showed out to the PMAC across five home meets in 2025.

Clark has seen much success in his career, both in the gym and on the recruiting trail. As the Tigers' associate head coach for eight seasons and co-head coach for one, Clark's leadership and expertise has helped bring unprecedented success on the recruiting trail and in the gym for LSU. In her senior season, he coached one of the most decorated gymnasts in LSU Gymnastics history in Haleigh Bryant, who was the 2024 SEC Gymnast of the Year, NCAA All-Around Champion, AAI Award Winner and Honda Sport Award Winner. He's regarded as one of the best recruiters in the sport, as highlighted by ESPN and ESPN The Magazine when he was named the ninth-best recruiter in college athletics in 2011.

As a coach, LSU has earned some of their best performances in school history since Clark's arrival, including eight appearances in the NCAA Championship Finals, numerous school records, 11 NCAA individual national champions, and five SEC Championships. Under his leadership, he led the Tigers to their first Final Four appearance under his tenure in 2023 before becoming the first gymnastics coach to bring home a national title.

His work with the Fighting Tigers of LSU has not gone unnoticed. Clark has been named the Central Region Co-Assistant Coach of the Year along with former LSU assistant Bob Moore five times.

Clark also earned the 2014 and 2017 National Co-Assistant Coach of the Year award with Moore. It marked the third time in his distinguished coaching career he has garnered the nation's top award.

He was inducted into the USA Gymnastics Region 8 Hall of Fame in 2018.

In the gym, Clark is viewed as the top bars coach in collegiate gymnastics history. Under his supervision, LSU has seen 45 All-America honors on bars, four of the five highest bars team scores in school history and the top two bars champions in LSU history. LSU's bars lineup has finished in the top-10 in the nation 12 times, including the No. 1 team in 2018.

Clark tutored Sarah Finnegan, who ended her career in April 2019 as one of the greatest gymnasts in LSU history. Finnegan became the first NCAA bars champion in school history in 2017 and earned the title once again in 2019. Finnegan and Lexie Priessman won SEC bars champions in 2019 and 2017 respectively, scored perfect scores in 2019 and led the squad that finished fourth in the nation.

The 2018 season on bars under Clark marked the best lineup in LSU history and one of the best in the history of the NCAA. The group posted a school record score of 49.725 and once again went on to break the record against Arizona with a 49.750 for the second-highest in all of NCAA Gymnastics since 1988. The lineup, anchored by Finnegan, led the nation on bars for the first time in school history. Finnegan became the first gymnast in school history to finish the season ranked No. 1 on the event and joined Sharene Mamby (2001) and Syreeta Barnett (1997) as the only gymnasts at LSU to score a perfect 10.0 on the event.

In 2017, Clark coached Finnegan to the first NCAA Uneven Bars Championship in school history. Clark set the record for the most individual national champions on the event in NCAA gymnastics history.

The Tigers have posted a Top-10 national ranking on Clark's event for the last 11 consecutive years, including a seven year stretch in the top-5 from 2014-2020, and No. 1 finish in 2018.

In his first season with the Tigers, Clark coached Morrison and Wyrick to First-Team All-America honors on bars, and it marked the first season LSU produced at least two All-Americans on bars since 2010.

Before Clark joined LSU after he spent 20 seasons at the University of Georgia where he helped guide the Gym Dogs to seven NCAA National Titles and 14 SEC Championships.

Clark primarily coached bars at Georgia, and he coached the Gym Dogs to 64 All-America honors and seven NCAA individual national titles on bars, including two-time champions Courtney Kupets and Kat Ding.

From 2009-12, Clark served as the head coach at Georgia, and during that time the Gym Dogs captured three NCAA individual national championships, won the 2012 NCAA Auburn Regional, and produced 23 All-America honors. In 2012, his Georgia team won the Bulldog Cup, which recognizes the UGA team that excels academically, supports their peers in athletics and consistently serves the community.

Prior to his stint as head coach, Clark was the recruiting coordinator at Georgia from 1999-2009 while serving as assistant coach from 1999-2004 and associate head coach from 2005-09 when Georgia won an NCAA record five-straight national titles.

Clark also coached at the club level for 13 years from 1992-2005 as the founder, owner and head coach of Classic City Gymnastics in Athens, Georgia. He coached several Classic City gymnasts to state, regional, national championships and to the Junior Olympic National Team, and eight gymnasts went on to compete collegiately at the NCAA Division I level.

A native of Roswell, Georgia, Clark earned his undergraduate degree in exercise science from Georgia. He has two children – a son, Cole, and a daughter, Kinsey.

COLLEGE COACHING HISTORY

- 2021-present – Head Coach, LSU
- 2019-20 – Co-Head Coach, LSU
- 2012-2019 – Associate Head Coach, LSU
- 2009-2012 – Head Coach, Georgia
- 2005-2009 – Associate Head Coach/Recruiting Coordinator, Georgia
- 1998-2004 – Assistant Coach/Recruiting Coordinator, Georgia
- 1990-1996 – Assistant Coach, Georgia

JAY CLARK'S HONORS

- 2024 SEC Co-Head Coach of the Year
- 2024 Region One Head Coach of the Year
- 2024 Allstate Sugar Bowl Louisiana Collegiate Head Coach of the Year
- Named the Ninth-Best Recruiter in College Athletics by ESPN The Magazine (2011)
- USA Gymnastics Region 8 Hall of Fame
- 2018 Region Co-Assistant Coach of the Year
- 2017 National Co-Assistant Coach of the Year
- 2017 National Region Co-Assistant Coach of the Year
- 2016 National Co-Assistant Coach of the Year
- 2016 Central Region Co-Assistant Coach of the Year
- 2015 Central Region Co-Assistant Coach of the Year
- 2014 National Co-Assistant Coach of the Year
- 2014 Central Region Co-Assistant Coach of the Year
- 2013 Central Region Co-Assistant Coach of the Year
- 2006 National Assistant Coach of the Year
- 2006 Southeast Region Assistant Coach of the Year
- 2001 USAG State of Georgia Coach of the Year

YEAR-BY-YEAR RECORDS

YEAR	Overall	National Finish	Regional Finish	SEC Finish
2021	14-9	6th	2nd	2nd
2022	13-9	18th	3rd	5th
2023	19-11-2	4th	T2nd	3rd
2024	31-3	1st	1st	1st
2025	25-4	5th	1st	1st
2026	11-3-1	--	--	--

LSU RECORD: 113-39-3

CAREER RECORD: 162-67-5

2026 LSU Gymnastics - at SEC Championships

2026 TV Roster




NINA BALLOU
AA • 4-11 • Fr.
Boca Raton, Fla.




COURTNEY BLACKSON
VT/UB/FX • 5-5 • Gr.
Elk Grove, Calif.




MOLLY BRINKMAN
AA • 5-5 • Fr.
Chandler, Ariz.



CHASE BROCK
AA • 5-4 • Gr.
Atlanta, Ga.



KAILIN CHIO
AA • 5-2 • So.
Las Vegas, Nev.



KYLIE COEN
AA • 5-6 • Jr.
Bedford, Texas



ASHLEY COWAN
AA • 5-3 • Sr.
Hillsborough, N.C.



AMARI DRAYTON
AA • 5-1 • Jr.
Spring, Texas



EMILY INNES
VT/BB/FX • 5-1 • Sr. • TR
Pittsburgh, Pa.



ALEXIS JEFFREY
AA • 5-5 • Gr.
Warrensburg, Mo.



KALIYA LINCOLN
AA • 5-1 • So.
Frisco, Texas



KONNOR MCCLAIN
AA • 5-2 • Jr.
Las Vegas, Nev.




LEAH MILLER
VT/BB/FX • 5-1 • Jr.
Raleigh, N.C.




ZOE MILLER
AA • 5-2 • So.
Spring, Texas



HALEY MUSTARI
AA • 5-6 • Fr.
Edmonton, Okla.



VICTORIA ROBERTS
AA • 5-3 • So.
Belle Chasse, La.



TORI TATUM
AA • 5-6 • Gr.
Chanhassen, Minn.



MADISON ULRICH
AA • 5-2 • Jr. • TR
Fort Mill, S.C.



KATHRYN WEILBACHER
AA • 5-6 • 5th Yr Sr.
Houston, Texas




ELYSE WENNER
AA • 5-3 • Fr.
Breinerville, Pa.



LEXI ZEISS
AA • 5-2 • So.
Omaha, Neb.

COACHES



JAY CLARK
Head Coach
6th season
Roswell, Georgia



COURTNEY MCCOOL
GRIFFETH
Associate Head Coach
5th season
Lee's Summit, Missouri



GARRETT GRIFFETH
Associate Head Coach
5th season
Roswell, Georgia



HALEIGH BRYANT
Assistant Coach
1st season
Cornelius, N.C.

2026 LSU Gymnastics - at SEC Championships

2026 ROSTER



Name	Events	Ht.	Class	Exp.	Hometown	Club
Nina Ballou	AA	4-11	Freshman	HS	Boca Raton, Fla.	American Twisters
Courtney Blackson	VT/UB/FX	5-5	Graduate	TR	Elk Grove, Calif.	Byers Roseville
Molly Brinkman	AA	5-3	Freshman	HS	Chandler, Ariz.	Gold Medal Gymnastics
Chase Brock	AA	5-4	Graduate	5L*	Atlanta, Ga.	Gymnastix Training Center
Kailin Chio	AA	5-2	Sophomore	1L	Henderson, Nev.	Gym Cats
Kylie Coen	AA	5-6	Junior	2L	Bedford, Texas	Empire Gymnastics Academy
Ashley Cowan	AA	5-3	Senior	3L	Hillsborough, N.C.	Bull City Gymnastics
Amari Drayton	AA	5-1	Junior	2L	Spring, Texas	World Champions Centre
Emily Innes	VT/BB/FX	5-1	Senior	TR	Pittsburgh, Pa.	Gymkhana Gymnastics
Alexis Jeffrey	AA	5-5	Graduate	4L	Warrensburg, Mo.	GAGE Gymnastics
Kaliya Lincoln	AA	5-1	Sophomore	1L	Frisco, Texas	WOGA
Konnor McClain	AA	5-2	Junior	2L	Las Vegas, Nev.	Gymcats Gymnastics
Leah Miller	VT/BB/FX	5-1	Junior	2L	Raleigh, N.C.	Arizona Dynamics Gymnastics
Zoe Miller	AA	5-2	RS Freshman	1L	Spring, Texas	World Champion Centre
Haley Mustari	AA	5-6	Freshman	HS	Edmond, Okla	Dynamo Gymnastics
Victoria Roberts	AA	5-3	Sophomore	1L	Belle Chasse, La.	Edge Gymnastics
Tori Tatum	AA	5-6	Graduate	4L	Chanhassen, Minn.	Twin City Twisters
Madison Ulrich	AA	5-2	Junior	TR	Fort Mill, S.C.	Southeastern Gymnastics
Kathryn Weilbacher	AA	5-6	5th-Year Senior	1L	Houston, Texas	World Champions Centre Gymnastics
Elyse Wenner	AA	5-3	Freshman	HS	Breinsville, Pa.	Stallone Gymnastic
Lexi Zeiss	AA	5-2	Sophomore	1L	Omaha, Neb.	Twin City Twisters

2026 PRONUNCIATION GUIDE

Name	First	Last	Name	First	Last
Kailin Chio	KAY-lin	Chee-oh	Lexi Zeiss	Lex-ee	ZICE (like Rice)
Kylie Coen	KIE-lee	COE-in	Nina Ballou	Knee-nuh	buh-LOO
Ashley Cowan	Ash-lee	Cow-in	Emily Innes	Em-uh-lee	IN-iss
Amari Drayton	UH-mar-ee	Dray-ton	Haley Mustari	Hay-lee	muh-STAR-ee
Alexis Jeffrey	Uh-lex-iss	Jeff-ree	Madison Ulrich	Mad-eh-son	UL-rick
Kaliya Lincoln	Kuh-LEE-uh	Link-un	Elyse Wenner	uh-LEESE	WIN-err
Konnor McClain	Con-nor	Mic-Clain			
Tori Tatum	Tore-ee	Tay-tum			
Kathryn Weilbacher	Ka-thur-ren	WALL-bok-er			

NOTEBOOK

Last Time On The Floor

- The Tigers closed the regular season at home with a victory over No. 8 Arkansas by a score of 198.075-197.100 on Friday night inside the PMAC last Friday night.
- Tiger Nation continued to show out in the PMAC for the Tigers final home meet of the year as 12,365 fans watched LSU take down Arkansas. The night was highlighted by sophomore Kailin Chio, who scored three perfect 10's in all three events she competed in. She now owns 10 in her career, the second most by a gymnast in LSU history. Her career total includes five on beam, three on vault and two on floor.
- With nine on the season, Chio also broke Haleigh Bryant's previous record for the most perfect 10's scored in a single season at eight.
- LSU's victory on the night moved its home record to 5-0 on the year and capped off another undefeated home mark in the regular season. The Tigers have now finished the home portion of the season undefeated for the third consecutive year, marking the first time in school history the program has accomplished that feat. LSU has achieved this record on seven previous occasions: 2025, 2024, 2018, 2017, 2014, 2010, and 1987.
- LSU claimed four event titles on the night: Chio on vault, beam, and floor after going perfect on all three events she competed on and McClain on bars with her 9.950. The last time an LSU gymnast scored three 10's in a single meet was Haleigh Bryant in 2023 against West Virginia.
- McClain's bars title against Arkansas pushed her total to 18 in her career, including four this season. The bars title marked the 11th of her career and fourth of the season on the event.
- With three in the Tigers last meet, Chio has now won 31 titles this season, with nine coming on vault, ten on beam, and five on floor. She currently sits at 54 titles in her career, the 11th most in LSU history.

2026 SEC Championship History

- Saturday's meet marks the 45th edition of the SEC Championships. For 20 years, SEC campuses hosted the conference championship as the inaugural championship was held at LSU in 1981, but in 2001, the SEC Gymnastics Championship moved to neutral sites.
- The 2026 SEC Gymnastics Championships will take place on Saturday, March 21 at the BOK Center in Tulsa, Okla. Session I will feature seeds 5-9 at 2 p.m. CT, and Session II will feature seeds 1-4 at 7 p.m. CT.
- Seeding for the SEC Gymnastics Championships is based on final regular-season Team National Qualifying Scores (NQS). The championships consist of a one-day team and all-around competition which includes all nine teams.
- Oklahoma, LSU, Florida and Alabama make up seeds 1-4 while Georgia, Arkansas, Missouri, Auburn and Kentucky round out seeds 5-9.
- LSU will compete in the night session for the 12th straight year. The Tigers have been featured in the night session since the two-session format began in 2013.
- The Tigers earned the two-seed for the second straight year.
- This year, session II features the top four teams in the country. No. 2 LSU will compete against No. 1 Oklahoma, No. 3 Florida and No. 4 Alabama in the conference championship meet.
- LSU will start the meet on bars and rotate in Olympic order while Oklahoma starts on vault, Florida starts on beam and Alabama on floor.
- Both sessions of competition on Saturday will be broadcast nationally on SEC Network with John Roethlisberger, Aly Raisman and Sam Peszek on the call. Taylor Davis will serve as the on-site reporter in BOK Center.
- LSU owns six SEC Championship titles in program history, including the last two consecutive titles in 2024 and 2025. The Tigers last claimed three consecutive titles in 2017, 2018 2019.
- Here is a breakdown of LSU's finishes at the SEC Championship: 1st Place – 6 times (1981, 2017, 2018, 2019, 2024, 2025); 2nd Place – 6 (1990, 1995, 2000, 2005, 2015, 2021); 3rd Place – 11 (1982, 1983, 1991, 1994, 1997, 1998, 2004, 2013, 2014, 2016, 2023); 4th Place – 17 (1984, 1985, 1986, 1987, 1988, 1989, 1993, 1999, 2001, 2002, 2003, 2006, 2007, 2008, 2009, 2010, 2012); 5th Place – 4 (1992, 1996, 2011, 2022); 6th Place – 0; 7th Place – 0; 8th Place – 0

National Qualifying Score (NQS) Updates In 2026

- An updated National Qualifying Score (NQS) proposal was submitted to the Women's Collegiate Gymnastics Association (WCGA) on March 27, 2024, with a recommended effective date of January 1, 2026
- The proposal was made with the goal of providing a more accurate reflection of team performance throughout the season by incorporating more meets into the NQS, ensuring a more complete and fair representation of each team's success

over the course of the full season.

• Below is a breakdown of NQS rules:

- The minimum number of meets remains at 9.
- A minimum of five (5) away meets are required.
- All away scores will be included in the calculation prior to dropping the highest and lowest scores.
- A maximum of five (5) home meets are counted towards NQS.
 - If a team competes in more than five (5) home meets, the highest scores beyond five will automatically be dropped.
- For example, if a team has six (6) home meets, the highest home score will be dropped, and the remaining five will count towards NQS.

• A team's NQS will be calculated by:

1. Identifying the home scores [max of five (5) home meets].
2. Ordering the home and away scores in descending order from highest to lowest.
3. Confirming five (5) away meet scores.
4. Dropping the highest and lowest scores.
5. Averaging the remaining scores.

Week 11 Road To Nationals Rankings

- The Tigers held onto the No. 2 spot in the country for the sixth straight week to close out the regular season. LSU enters SEC Championship week with an NQS of 197.917 and are counting the highest team score in their NQS by any team with a 198.325.
- This week's ranking marked the eighth straight week that LSU placed in the top 10 on all four events and fifth straight week in the top 5 on every event.
- LSU finished the regular season as the only team in the country to rank on the top three on every event, ranking second on vault, third on bars, third on beam and first on floor in the nation.
- The Tigers held onto the No. 1 spot on floor for the fifth straight week with their NQS of 49.544.
- In the individual event rankings, sophomore Kailin Chio tallied her third straight week as the No. 1 all-around gymnast in the nation with her NQS of 39.760. She ended UCLA's Jordan Chiles eight-week reign at the top in the week nine rankings.
- Chio also marked her eighth straight week as the No. 1 beam performer in the nation with her NQS of 9.950 on the event, as well as her fourth straight week at No. 1 on vault with an NQS of 9.975. The sophomore also sits in the top-25 in the country on bars (25) and floor (4).
- Junior Amari Drayton and sophomore Kaliya Lincoln have risen as three-event weapons for LSU, ranking in the top 25 nationally on all two events for LSU in the final regular season standings. Drayton ranks No. 11 on vault and No. 15 on beam, while Lincoln also ranks No. 11 on vault and No. 4 on floor.
- Junior Konnor McClain also finished the regular season with two top-25 event placements, ranking No. 5 on bars and No. 25 on beam.

Chio Five-Time SEC Gymnast of the Week in 2026, Claimed First Career Specialist Award

- Kailin Chio has claimed a total of six SEC Awards this season, winning Gymnast of the Week honors and one Specialist of the Week, moving her career total to 15.
- Her last award GOTW recognition came after a standout 39.800 all-around performance against No. 3 Alabama that saw two perfect scores across two meets.
- The sophomore has now claimed six of 10 awards distributed by the league in 2026 as she continues to be not only the top performer in the conference week after week, but in the nation.
- This past week, the league announced Chio as the Week 11 SEC Specialist of the Week after becoming the first gymnast in NCAA history to score a perfect 30.000 when only competing three events against No. 8 Arkansas last Friday.
- Chio scored a perfect 10 on every event she competed in the Tigers regular season finale last Friday, becoming the second LSU gymnast to score three perfect 10's in a single meet and the first gymnast in NCAA history to complete a perfect meet when competing on three events.
- Chio scored perfect 10's on vault, beam and floor to help lead the Tigers to victory over No. 8 Arkansas in their final meet of the regular season. She now owns nine perfect scores on the season, with two on vault, two on floor and five on beam, breaking the LSU record for the most perfect 10's scored in a single season previously set by Haleigh Bryant in 2024.
- Chio moved her career total to 10 perfect scores in her career, the second most by a gymnast in LSU history. She also took home three titles on the night, now with 31 titles this season and 54 in her career, the 11th most in LSU history. Her 13 career beam titles rank fifth most in LSU history while her 10 titles on the season is tied for second most in school history and one shy from matching the single season record of 11 set by Sarah Finnegan in 2019.
- This week's award moved Chio's total to 15 conference awards after claiming the final SEC award of the regular season and her first honor as a specialist. The sophomore has won 14 SEC Gymnast of the Week awards and five just this season.
- Chio has posted four meets this year scoring a 9.9+ on all four events and nine meets with a 9.9+ on at least three events for the Tigers.
- She has competed in the all-around in all but two meets for the Tigers this year.

Kaliya Lincoln Earned Week 10 SEC Specialist of the Week

2026 LSU Gymnastics - at SEC Championships

NOTEBOOK

- Sophomore Kaliya Lincoln was named the SEC Specialist of the Week for the first time in her career following a standout performance against No. 4 Florida on March 8, announced by the league this week.
- The sophomore from Frisco, Texas, didn't score lower than a 9.950 against the Gators. She competed on three events for the Tigers on Sunday, tallying two near perfect 9.975's on vault, a new career best, as well as on floor in the anchor spot. She finished her night with another career-high 9.950 on beam.
- Lincoln claimed two event titles following her performance in Gainesville, pushing her career total to five, with four of those coming this season. The vault title marked the second of her career and first this season, while the floor title was her third this season.

2025 Season Recap

- The LSU Gymnastics team posted a strong season in 2025, earning their third consecutive appearance in the NCAA Championships, becoming back-to-back SEC Champions, SEC Regular Season Champions and Regional Champions for the second straight year.
- Throughout the 2025 regular season, the Tigers did not rank lower than No. 3 in the national standings all year, including claiming the top-spot in Week 12 that propelled them into the postseason.
- LSU went on to win the 2025 SEC Championships in Tulsa on March 22 with a record breaking score of 198.200 in Session II of the championships.
- The Tigers final score of 198.200 was the best score in LSU's history at the SEC Championships to finish as the top team across both sessions of competition. No. 1 Oklahoma finished in second with their score of 197.925 and Florida in third with their 197.825.
- LSU has now won the SEC title in five of the last eight years, including two consecutive under head coach Jay Clark.
- Following SEC's, the squad improved their NQS to 198.115, earning them the top spot previously mentioned in the final rankings before the NCAA postseason began. LSU was the first team to end Oklahoma's reign at the top of the national leaderboard since 2022.
- The Tigers entered the NCAA postseason as the No. 1 seed for the first time in program history in 2025, claiming their 40th straight regional berth to the Penn State Regional. It was there that the squad became regional champions to secure their spot at nationals in Fort Worth.
- No. 1 LSU (198.050) defeated No. 8 Michigan State (198.00), No. 9 Kentucky (197.625) and No. 16 Arkansas (197.325) in the Penn State Regional Final on April 5 to finish in the top two and advance to the NCAA Semifinals.
- Last year's NCAA Regional berth was the Tigers 42nd overall appearance in the postseason. LSU currently owns 34 NCAA Championships appearances and 15 NCAA Regional championships in program history.
- The No. 1 LSU Gymnastics team had their 2025 season come to a close in the evening session of the 2025 NCAA Championship Semifinals after finishing third with a 197.5250 team score on April 17 in Dickies Arena.
- The Tigers finished behind Utah (197.7625) and UCLA (197.7375) in the meet, who advanced to Saturday's final round with their top two finishes. The Tigers defeated Michigan State (197.3625) on the night.
- Kailin Chio won the NCAA Vault title following her 9.9750 routine in the semifinals, the best by any gymnast on the day.
- LSU combined for 10 All-America honors in 2025 between current team members Kailin Chio, Konnor McClain and Amari Drayton. The program earned a total of 21 honors in 2025 and now own 348 All-America awards entering 2026.

The 2026 Roster

- This year's roster combines seasoned returners and promising newcomers. LSU returned 14 from the 2025 squad, including four fifth-year seniors, and welcomed seven newcomers. The roster is composed of a total of 21 gymnasts – seven seniors, five juniors, five sophomores and four freshmen.
- The program welcomed three transfers, one fifth-year senior, one true senior and one junior, as well as four freshmen.
- Courtney Blackson, Emily Innes and Madison Ulrich are the three transfers who joined the Tigers in 2026.
- While LSU graduated veteran all-around competitors Haleigh Bryant and Aleah Finnegan and key multi-event performers such as Sierra Ballard, KJ

Johnson and Alyona Shchennikova, the Tigers reloaded over the summer and feel confident in their current team to step into those lineup roles.

- 2025 SEC Freshman of the Year Kailin Chio is ready for her second season with the Tigers following a historic freshman season that made her a seven-time All-American. Her classmates – Lexi Zeiss, Kaliya Lincoln, Victoria Roberts and Zoe Miller – have also been building for year two.
- Zeiss is ready to go on all four events, while Lincoln is ready on three and Roberts on two. Miller is easing back in from two previous shoulder surgeries, but is currently training beam and floor for the Tigers.
- Konnor McClain, Amari Drayton, Kylie Coen and Leah Miller make up this year's junior class.
- McClain is a six-time All-American and two-time All-SEC member who primarily competes on bars, beam and floor for the Tigers, while Drayton earned her first regular season All-America honor on floor in 2025 and primarily competes vault and floor, but is ready to go on beam as well this year.
- Coen made her debut on beam and floor for the Tigers in 2025 and will look to be a mainstay in those two lineups again in 2026.
- Ashley Cowan is now a true senior in 2026 and is a veteran to the bars lineup alongside fifth-year seniors Tori Tatum and Alexis Jeffrey on that event.
- Kathryn Weilbacher and Chase Brock are also back for their fifth-year and are training the all-around. Weilbacher debuted routines on vault, beam and floor for the Tigers at Open Mike Night showcase on January 2nd.
- Transfers Courtney Blackson, Emily Innes and Madison Ulrich joined the Tigers roster in 2026, providing depth on multiple events for LSU this year.
- Blackson returned to gymnastics for her fifth and final season after taking a year off. She competed at Boise State from 2021-2024, where she was two-time All-American and finished as the national vault runner-up at the NCAA Championships in 2023. Blackson brings career highs of 10.000 on vault and 9.950 on bars and floor.
- Innes came from the University of Washington, where she competed three seasons from 2023-2025. She is a 2025 Big Ten All-Conference selection on floor and a Big Ten All-Championship Team honoree who also captured the NCAA Regional Floor title in 2024. She owns career highs of 9.875 on vault, 9.900 on beam and 9.950 on floor.
- Ulrich began her junior season at LSU after a standout two-year career at Denver, where she competed in the all-around in every meet and became one of the program's most decorated gymnasts. She comes to LSU a three-time All-American and an individual qualifier at the 2025 NCAA Championships. She earned All-Big 12 Conference honors in 2025 and was named the Big 12 Newcomer of the Year in 2024.
- The junior will be pivotal in the all-around for the Tigers with career bests of 9.925 on vault, 9.975 on bars, 9.900 on beam, 9.950 on floor and 39.575 in the all-around.
- Nina Ballou, Molly Brinkman, Haley Mustari and Elyse Wenner round out this year's roster as the freshmen class. Ballou and Brinkman trained the all-around all preseason for the Tigers while Mustari has been consistently training bars, beam and floor.
- Ballou is a five-time National Champion and three-time Nastia Liukin Cup qualifier who trained at American Twisters in Coconut Creek, Florida. She medaled in the all-around at three consecutive national championships, including winning gold in 2022.
- Brinkman is a native of Chandler, Arizona, who trained at Gold Medal Gymnastics. She is a five-time Arizona state champion and three-time national qualifier. She earned gold on vault, bars, and floor at the 2025 Arizona State Championships while also claiming the floor title at Regionals in 2025.
- A native of Edmond, Oklahoma, Mustari is a decorated Level 10 gymnast with multiple national accolades who trained at Dynamo Gymnastics. A six-time national champion with five nationals appearances, Mustari recorded nine perfect 10's in her Level 10 career, including eight on bars.
- Wenner is a native of Breinigsville, Pennsylvania, who trained at Stallone Gymnastics. Wenner is a two-time nationals and Nastia Liukin Cup qualifier. She earned three national titles in her Level 10 career, including two on beam and one on vault.
- Across all four events, LSU looks to leverage its blend of experience and youthful talent as it navigates one of the country's toughest schedules, highlighted by competitive outings against SEC rivals and nationally ranked programs throughout the season.

Packing the PMAC

- The Tigers continue to set new attendance records every year, earning the No. 1 spot in the nation in attendance the last two years. LSU first claimed the top spot in 2022 and have remained at the top in both 2024 and 2025.
- The Tigers went undefeated at home in the last two years, finishing another season with the highest average attendance in the nation in 2025.
- The squad entered 2026 with a 15-0 win streak inside the PMAC, having not lost at home since January 16, 2023, and have since protected that feat in 2026. The Tigers are currently on a 19-0 win streak at home.
- 2025's attendance average marked the eighth-straight season the Tigers have marked an average of 10,000 or better. A total of over 65,700+ Tiger fans showed out to the PMAC in 2025, including four out of five sold-out crowds.
- The program saw a record average attendance last year with an average of 13,157 fans throughout five home meets in 2025.

Program History

- Head Coach Jay Clark is in his sixth season leading the Tigers and 15th season overall at LSU as he

2026 LSU Gymnastics - at SEC Championships

NOTEBOOK

continues to grow the LSU Gymnastics program.

- The Tigers have reached the NCAA Championships in Fort Worth for the last three consecutive seasons under Clark's leadership. LSU's last appearance in the finals came in 2024, when they won it all, and marked the program's 10th overall appearance in the finals.
- The 2025 season was the program's 40th straight appearance in the NCAA postseason and 42nd overall postseason appearance for the Tigers. With the team advancing out of Penn State regional last year, LSU claimed their 34th program appearance in the NCAA Championships.
- After finishing on top of the Penn State Regional Final on April 5, the Tigers claimed their 15th regional championship title in program history in 2025.
- LSU has a total of 19 individual national titles across 12 gymnasts in program history, including one title from current sophomore Kailin Chio.
- The Tigers now own six SEC Championship titles in program history, winning three consecutive titles from 2017 to 2019, 2024, and defending their SEC title again last year in 2025.
- LSU also claimed the 2025 SEC Regular Season title for only the third time in program history after defeating No. 14 Auburn on March 14. The Tigers shared the regular season title with No. 1 Oklahoma, who had the same 7-1 conference record.
- It was the Tigers first regular season title in six years, having previously won in 2017 and 2018.

Our Emmy Award-Winning Docuseries "The Climb"

- LSU Gymnastics docuseries titled "The Climb" will return for season four next week, airing nationally on LSU Plus, ESPN+ and on local affiliates throughout the 2026 season.
- The docuseries is now three-time Emmy nominated and two-time Suncoast Regional Emmy Award Recipient.
- "The Climb" is an exclusive docuseries that follows the LSU Gymnastics program, allowing fans to view behind-the-scenes content of the team that can't be found anywhere else.
- The show, which is presented by Baton Rouge Super Chevy Dealers, gives fans behind-the-scenes access to the team like no other. From team meetings to one-on-one interviews with coaches and student-athletes, the docuseries allows viewers to get an inside look at the program and get to know the story behind the team.
- The show – produced by the LSU Athletics team of creatives at South Stadium Productions – will once again take fans through the 2026 season, as the Tigers embark on a new journey to Fort Worth.
- Viewers can find all full-length episodes of all seasons on LSU Plus, the home of "The Climb" and all exclusive LSU sports content.

Tigers On TV

- The Tigers will be featured on TV eight times in 2026 across multiple ESPN networks, with televised matchups on ABC, ESPN2 and SEC Network throughout the year and solidifying LSU as one of the most visible and followed programs in the nation.
- The defending NCAA Champion Oklahoma Sooners and back-to-back SEC Champion LSU Tigers headlined this year's television lineup, sharing the top spot with eight broadcasted regular-season meets apiece.
- With eight of their 11 regular season meets being covered nationally next year, LSU matches their most appearances on TV since 2023. The squad's meets against Penn State and Arkansas will also be available via streaming on SEC+.
- The Tigers 2026 TV slate began with a marquee national appearance on ABC to open the season as LSU was featured in the third-annual Sprouts Farmers Market Collegiate Quad on January 10 live from West Valley City, Utah. The quad meet featured four of the top programs in the nation to kick off the new season: LSU, Oklahoma, UCLA and Utah.
- LSU's TV appearances in 2026 include:

LSU at Georgia — Jan. 16 on SEC Network

Kentucky at LSU — Jan. 23 on ESPN2

LSU at Missouri — Jan. 30 on SEC Network

Auburn at LSU — Feb. 13 on SEC Network

LSU at Oklahoma — Feb. 20 on ESPN2

Alabama at LSU — Feb. 27 on SEC Network

LSU at Florida — March 8 on SEC Network

- In total, LSU will appear twice on ESPN2 and five times on SEC Network, part of the network's "Friday Night Heights" national showcase.
- The 2026 SEC Gymnastics Championships, hosted at the BOK Center in Tulsa,

Okla., will air exclusively on SEC Network. Coverage of the afternoon session begins at 2 p.m. CT, with the evening session tumbling along at 7 p.m. CT.

- ESPN networks will once again cover the postseason, starting with NCAA Women's Regional action streaming live on ESPN+ from Wednesday, April 1 to Sunday, April 5. Championship weekend coverage includes the Women's Semifinals on ESPN2.
- The road to Fort Worth begins in Baton Rouge, as the PMAC will once again serve as one of the NCAA Regional host sites in 2026. Tiger fans will have the opportunity to watch first, second and third round action at home for the first time since 2019.
- ABC is the home of the 2026 NCAA National Collegiate Women's Gymnastics Championships for the sixth consecutive season, culminating with the NCAA Women's Gymnastics Championships live on Saturday, April 18 at 3 p.m. CT. A live championship preview show will air at 2:30 p.m. CT ahead of the Four on the Floor.

The Freshmen Class

- This year's freshman class is made up of four newcomers - Nina Ballou, Molly Brinkman, Haley Mustari and Elyse Wenner. All four train every event for the Tigers.
- A native of Boca Raton, Florida, Ballou is a decorated all-around gymnast, including a five-time National Champion and three-time Nastia Liukin Cup qualifier.
- Ballou medaled in the all-around at three consecutive national championships, including winning gold in 2022. At the 2024 Women's Development Program National Championships in Daytona, she claimed gold on both floor and bars, marking her second career title on floor and first on bars.
- Ballou trained at American Twisters in Coconut Creek, Florida.
- Brinkman is a native of Chandler, Arizona, who trained at Gold Medal Gymnastics.
- She is a five-time Arizona state champion and three-time national qualifier who earned gold on vault, bars, and floor at the 2025 Arizona State Championships. She also claimed the floor title at Regionals in 2025.
- Brinkman consistently ranked among the top competitors in her division and finished her Level 10 career recognized as one of the top 30 gymnasts in the country.
- A native of Edmond, Oklahoma, Mustari is a decorated Level 10 gymnast who trained at Dynamo Gymnastics. She is a six-time national champion with five nationals appearances who earned her first career title in 2021 on bars and went on to win two additional bars national titles.
- In 2023, she claimed the all-around title for the first time in her career and added a national title on beam in 2024 to round out her accomplishments.
- Mustari recorded nine perfect 10's in her Level 10 career including eight on bars, and accumulated more than 25 Top-100 scores across her competitive seasons.
- A native of Breinigsville, Pennsylvania, Wenner is a decorated all-around gymnast who trained at Stallone Gymnastics.
- A two-time nationals and Nastia Liukin Cup qualifier, Wenner earned three national titles in her Level 10 career, including two on beam and one on vault.
- She posted multiple Top-100 scores throughout 2023 and finished among the top-10 gymnasts on every event at regionals, highlighted by a first-place finish on vault. She also claimed gold on beam at the 2024 national championships in Daytona and placed among the top-10 all-arounders in the Senior B division.

The Coaching Staff

- Jay Clark, who served on the LSU staff for eight seasons prior to his stint as head coach, was named the third head coach of the Fighting Tigers in 2021. Clark owns over 30 years of NCAA Gymnastics experience and is one of the most respected coaches in the country.
- Clark enters his sixth year as the head coach of the Tigers and 15th season overall at LSU. He primarily coaches bars while overseeing all four events. Clark's bars squad has finished in the top three nationally the past two seasons.
- Courtney McCool Griffith enters her fifth season the Associate Head Coach for the Tigers in 2026. McCool Griffith has primarily coached the LSU floor squad to be one of the best in the nation over the years, including the No. 1 floor team in the nation for six weeks in 2024.
- Under McCool Griffith's leadership, LSU has also set a program record score 49.775 against Arkansas on February 2, 2024, and set a program-record NQS on floor in 2024, the highest in NCAA history.
- McCool Griffith will now take on all primary beam responsibilities in 2026 with the assistance of first-year Assistant Coach Haleigh Bryant.
- Garrett Griffith also enters year six as the Associate Head Coach and recruiting coordinator. He coaches the LSU vault squad, who finished second in the nation in 2024 and first in 2025.
- Under his leadership, the Tigers have recorded the program's second-highest score on the event (49.675) at the Podium Challenge on March 8th, 2024.
- Haleigh Bryant, a 2024 national champion, two-time NCAA individual champion, five-time SEC Champion, 33-time All-American, Honda and AAI Award Winner, has joined the LSU coaching staff in 2026 after her final season of competition in 2025.
- Bryant primarily assists McCool Griffith on beam as well as helps manage all events.

2026 LSU Gymnastics - at SEC Championships

NOTEBOOK

PROGRAM OVERVIEW

QUICK FACTS

Location	Baton Rouge, La. (State Capital)
Founded	1860
Enrollment	31,761
Nickname	Fighting Tigers
Colors	Purple and Gold
Mascot	Mike VII (Live Bengal Tiger)

UNIVERSITY

President	Wade Rouse
Director of Athletics	Verge Ausberry

COACHING STAFF

Head Coach	Jay Clark
	6th as Head Coach/ 162-67-5

Associate Head Coaches

Garrett Griffith	5th Season
Courtney McCool Griffith	5th Season

Assistant Coach

Haleigh Bryant	1st Season
----------------	------------

SUPPORT STAFF

Director of Operations	Katie Copeland
Special Assistant	Bri Jaso
Athletic Trainer	Jenny Cihonski
Strength and Conditioning	Katie Guillory
Communications	Alyssa Leal
Designer	Stephanie Lyles
Photo	Georgia Stephens
Video	Sarah Ramundt
Managers	Olivia Mclain, Tate Currier, Hannah Comeaux, Maggie Moore

PROGRAM HISTORY

First Year of Gymnastics	1975
NCAA Championships Appearances	34
NCAA Finals Appearances (2008, 2009, 2013, 2014, 2016, 2017, 2018, 2019, 2023, 2024)	10
Consecutive Regional Appearances`	40
Regional Titles	21
SEC Regular Season Titles (2017, 2018, 2025)	3
SEC Championships (1981, 2017, 2018, 2019, 2024, 2025)	6
SEC Gymnasts of the Year	8
All-SEC Honors	116
SEC Academic Honor Roll Selections	305
SEC Champions	29
Individual National Champions	12 (19 titles)
All-Americans	348
Scholastic All-Americans	209
Honda Award Recipient	2
AAI Award Winners	4
NCAA Woman of the Year Finalists	1
Perfect Scores	111

COMPETITION ARENA

Pete Maravich Assembly Center	
Capacity	13,215
Record Crowd:	13,729 (1/19/18 vs. Alabama)
Record:	322-63-5

THE LAST TIME LSU...

Won a Home Meet...

3/13/26 vs. #8 Arkansas (198.075-197.100)

Won a Road Meet...

3/1/26 at Podium Challenge (1st of 4, 198.200)

Won a Neutral Site Meet...

4/5/25 at Penn State Regional Final (1st of 4, 198.050)

Lost a Home Meet...

1/16/23 vs. No. 1 Oklahoma (L, 197.450-197.600)

Lost a Road Meet...

3/8/26 at #4 Florida (L, 198.325-198.450)

Lost a Neutral Site Meet...

4/17/25 at NCAA Championship Semifinal II (197.5250)

Scored a 197 or Higher at Home...

3/13/26 vs. #8 Arkansas (198.075-197.100)

Scored a 197 or Higher on the Road/Neutral Site...

3/8/26 at #4 Florida (L, 198.325-198.450)

Scored a 198 or Higher...

3/13/26 vs. #8 Arkansas (198.075-197.100)

Won the All-Around at Home...

2/27/26 vs. #3 Alabama - Kailin Chio (39.800)

Won the All-Around on the road...

2/20/26 at #1 Oklahoma - Kailin Chio (39.850)

Scored a Perfect 10.00...

3/13/26 vs. #8 Arkansas - Kailin Chio (VT, BB, FX)

Scored a Perfect 10.00 at Home...

3/13/26 vs. #8 Arkansas - Kailin Chio (VT, BB, FX)

Scored a Perfect 10.00 on the Road/Neutral Site...

3/1/26 at Podium Challenge - Kailin Chio (BB)

Roster By Class

Sixth-year

Chase Brock

Fifth-years

Courtney Blackson
Kathryn Weilbacher
Tori Tatum
Alexis Jeffrey

Seniors

Ashley Cowan
Emily Innes

Juniors

Konnor McClain
Amari Drayton
Kylie Coen
Leah Miller
Madison Ulrich

Sophomores

Kailin Chio
Lexi Zeiss
Kaliya Lincoln
Victoria Roberts
Zoe Miller

Freshmen

Nina Ballou
Molly Brinkman
Haley Mustari
Elyse Wenner

2026 NATIONAL RANKINGS

ROAD TO NATIONALS TOP 25 - WEEK 11

RANK	TEAM	NQS
1	Oklahoma	197.963
2	LSU	197.917
3	Florida	197.700
4	Alabama	197.500
5	UCLA	197.478
6	Georgia	197.385
7	Stanford	197.267
8	Arkansas	197.192
9	Missouri	197.191
10	Michigan	197.150
11	Michigan State	197.056
12	Utah	197.008
13	Minnesota	196.834
14	California	196.698
15	Clemson	196.644
16	Auburn	196.547
17	Penn State	196.522
18	Ohio State	196.522
19	Kentucky	196.503
20	North Carolina State	196.448
21	Iowa	196.447
22	North Carolina	196.433
23	Denver	196.361
24	BYU	196.233
25	Oregon State	196.106

LSU IN THE RANKINGS

WEEK	TEAM	VT	UB	BB	FX
1/5/26	--	--	--	--	--
1/12/26	2	5	1	6	9
1/19/26	4	9	3	5	16
1/26/26	2	9	2	2	11
2/2/26	3	5	3	3	7
2/9/26	2	3	2	5	7
2/16/26	2	2	2	5	1
2/23/26	2	2	3	4	1
3/2/26	2	2	2	3	1
3/9/26	2	2	3	3	1
3/16/26	2	2	3	3	1
3/23/26	--	--	--	--	--
3/30/26	--	--	--	--	--
INDIVIDUAL (TOP 25)	AA	VT	UB	BB	FX
Nina Ballou	--	--	--	--	--
Courtney Blackson	--	--	--	--	--
Molly Brinkman	--	--	--	--	--
Chase Brock	--	--	--	--	--
Kailin Chio	1	1	25	1	4
Kylie Coen	--	--	--	--	--
Ashley Cowan	--	--	--	--	--
Amari Drayton	--	11	--	15	--
Emily Innes	--	--	--	--	--
Alexis Jeffrey	--	--	--	--	--
Kaliya Lincoln	--	11	--	--	4
Konnor McClain	--	--	5	25	--
Leah Miller	--	--	--	--	--
Zoe Miller	--	--	--	--	--
Haley Mustari	--	--	--	--	--
Victoria Roberts	--	--	--	--	--
Tori Tatum	--	--	--	--	--
Madison Ulrich	--	--	--	--	--
Kathryn Weilbacher	--	--	--	--	--
Elyse Wenner	--	--	--	--	--
Lexi Zeiss	--	--	--	--	--

2026 LSU Gymnastics - at SEC Championships

ROUTINE BREAKDOWNS

VAULT - GARRETT GRIFFETH

Nina Ballou
Yurchenko 1.5

Courtney Blackson
Yurchenko 1.5

Molly Brinkman
Yurchenko 1.5

Chase Brock
Yurchenko 1.5

Kailin Chio
Yurchenko 1.5

Amari Drayton
Yurchenko 1.5

Emily Innes
Yurchenko 1.5

Kaliya Lincoln
Yurchenko 1.5

Konnor McClain
Yurchenko Full

Victoria Roberts
Front Pike Half

Madison Ulrich
Front Pike Half

Kathryn Weilbacher
Yurchenko Full

Lexi Zeiss
Yurchenko 1.5

BARS - JAY CLARK

Nina Ballou
Blind Change + Piked Jaeger
Toe Handstand + Bail Handstand
Double Layout Dismount

Kailin Chio
Maloney + Bail Handstand
Blind Change + Markelov (Khorkina)
Full Twisting Double Back Dismount

Courtney Blackson
Bail Handstand
Blind Change + Markelov (Khorkina)
Double Layout Dismount

Molly Brinkman
Ray Immediate Bail
Toe on Front Full off Dismount

Ashley Cowan
Ray immediate Bail
Double Layout

Haley Mustari
Toe Handstand + Maloney + Pak Salto
Half Pirouette
Full Twisting Double Back Dismount

Alexis Jeffrey
Toe Handstand + Maloney + Bail Handstand
Full Twisting Double Back

Konnor McClain
Church immediate Pak
Pirouette
Full Twisting Double Back

Victoria Roberts
Blind Change + Straddled Jaeger
Pak Salto
Double Layout Dismount

Tori Tatum
Toe Handstand + Maloney + Bail Handstand
Full Twisting Double Back

Kathryn Weilbacher
Toe Blind+ Straddle Jaeger
Toe Handstand + Pak Salto
Half Pirouette
Toe Handstand + Full twisting double back
dismount

Lexi Zeiss
Toe Handstand + Maloney + Pak Salto
Pirouette
Full Twisting Double Back Dismount

2026 LSU Gymnastics - at SEC Championships

ROUTINE BREAKDOWNS

BEAM - COURTNEY MCCOOL GRIFFETH/HALEIGH BRYANT

Nina Ballou

Full Turn
Back handspring + Layout + Layout
Switch Leap + Straddle Quarter
Cartwheel + Gainer Full Dismount

Molly Brinkman

Beat Jump + Straddle $\frac{3}{4}$
Back Handspring + Layout Step out
Full Turn
Switch Side
Gainer Full dismount

Kailin Chio

Roundoff + Backhandspring Mount
Backhandspring + Back Layout
Front Aerial + Split Jump
Switch Leap + Split Jump
Backhandspring + 1.5 Dismount

Kylie Coen

Front Aerial + Beat Jump
Backhandspring + Back Layout
Switch Leap + Split Jump
Full Turn
Round off + Double full dismount

Amari Drayton

Switch Half
Back handspring + layout step out
Switch Leap + Split Jump
Full Turn
Round off + double full dismount

Emily Innes

Full Turn
Front Ariel + Back Handspring
Cat Leap + Side Ariel
Switch Leap + Straddle Quarter
Round Off + 1.5 Dismount

Kaliya Lincoln

Front Ariel + Back Handspring
Switch Half + Beat Jump
Full Turn
Switch Leap + Straddle Quarter
Back handspring + 1.5 Dismount

Konnor McClain

Switch Leap + Switch Leap $\frac{1}{2}$
Front Aerial + Backhandspring
Wolf Jump
Full Turn
Side Aerial
Gainer Full Dismount

Haley Mustari

Candlestick Mount
Full Turn
Back handspring + Layout Step out
Beat Jump + Side Ariel
Switch Leap + Split Jump
Back handspring + Gainer Full Dismount

Madison Ulrich

Back Handspring + layout step out
Full Turn
Hitch Kick + Switch Side
Front Ariel + Beat Jump
Back Handspring + 1.5 Dismount

Kathryn Weilbacher

Back Handspring + layout step out
Switch Leap + Straddle Quarter
Full Turn
Front Toss + Beat Jump
Tucked Gainer full dismount off the end

Lexi Zeiss

Forward Roll Mount
Beat Jump
Side Ariel
Front Ariel + Back Handspring
Switch Leap + Split Jump
Double Wolf Turn
Tucked Gainer Full Dismount off the end

FLOOR - COURTNEY MCCOOL GRIFFETH

Nina Ballou

Double Layout
Switch Side + Wolf Full + Pike Full
Front Layout + Front Rudi

Molly Brinkman

Piked Full In
Switch Side + Popa
Front Layout + Front Full
Wolf 1.5

Kailin Chio

Full Out
Switch Ring + Tour jete $\frac{1}{2}$
2.5 Front Tuck
Switch Leap

Kylie Coen

Front handspring + 2/1 Twist
Cartwheel + Back Layout Stepout
Front Layout + Front Full
Tour jete $\frac{1}{2}$ + Popa + Popa

Amari Drayton

Double Layout
Switch Ring + Switch Half
Front tuck through to Double Tuck
Stag Jump

Emily Innes

Front Handspring + Front Double Full
Round off 1.5 twist + Front Layout
Tour Jete $\frac{1}{2}$ + Popa
Front Handspring+ Front Rudi + Stag Jump

Kaliya Lincoln

Double Layout
Stag Jump + Switch Leap + Tour Jete Full
Front Layout + Front Full

Konnor McClain

Double Pike
Switch Leap + Switch Full + Stag Jump
Round Off 1.5 twist + Front Full

Madi Ulrich

Double Layout
Switch Side $\frac{1}{2}$ + Straddle $\frac{1}{2}$
Round off + 1.5 twist + Front Layout

Kathryn Weilbacher

Double Pike
Tour jete $\frac{1}{2}$ + Popa + Popa
Front tuck through to Double Tuck

Lexi Zeiss

Round off + Whip $\frac{1}{2}$ + Rudi
Switch Full + Stag Jump
Round off + 1.5 Twist + Front Layout

2026 LSU Gymnastics - at SEC Championships

INDIVIDUAL RECORDS HISTORY

Single Season Bests

Vault Titles		
1.	Susan Jackson	12 2010
	Ashleigh Clare-Kearney	12 2008
3.	Ashleigh Clare-Kearney	11 2007
4.	Haleigh Bryant	10 2024
	Ashleigh Gnat	10 2016
	Sandra Smith	10 1980
7.	Kailin Chio	9 2026
	Haleigh Bryant	9 2023
	Ashleigh Gnat	9 2017
	Ashleigh Clare-Kearney	9 2009
	Jennifer Wood	9 1995
	Jennifer Lyerly	9 1987
	Sandra Smith	9 1982

Bars Titles

1.	Sarie Morrison	12 2013
2.	Sarah Finnegan	11 2019
	Rheagan Courville	9 2015
	Susan Jackson	9 2010
5.	Sarah Finnegan	8 2018
	Sarie Morrison	8 2014
	Annie Gagnon	8 2004
	Sandra Smith	8 1980
9.	Haleigh Bryant	7 2024
	Jeanie Beadle	7 1977

Beam Titles

1.	Sarah Finnegan	11 2019
2.	Kailin Chio	10 2026
	April Burkholder	10 2006
4.	Jessie Jordan	8 2015
	Jeanie Beadle	8 1977
6.	Sandra Smith	7 1980
7.	Aleah Finnegan	6 2025
	Sarah Finnegan	6 2018
	Sarah Finnegan	6 2017
	Rheagan Courville	6 2013
	Susan Jackson	6 2010
	Susan Jackson	6 2009
	Ashleigh Clare-Kearney	6 2008
	Lisa Rennie	6 2005

Floor Titles

1.	Ashleigh Gnat	12 2017
2.	Sarah Finnegan	11 2019
	Ashleigh Gnat	10 2016
	Lloimincia Hall	10 2013
	Ashleigh Clare-Kearney	10 2009
	Sandra Smith	10 1980
6.	April Burkholder	9 2005
7.	Myia Hambrick	8 2018
	Lloimincia Hall	8 2014
8.	Kiya Johnson	7 2020
	Lloimincia Hall	7 2012
	Susan Jackson	7 2010
	Lauren Klein	7 2007
	April Burkholder	7 2004
	Jeanie Beadle	7 1978

All-Around Titles

1.	Sarah Finnegan	14 2019
2.	Haleigh Bryant	11 2024
	Haleigh Bryant	11 2023
	Susan Jackson	11 2010
5.	Sandra Smith	10 1980
6.	Haleigh Bryant	9 2024
	Rheagan Courville	9 2013
	Ashleigh Clare-Kearney	9 2008
9.	April Burkholder	8 2004
	Rheagan Courville	8 2014
11.	Kailin Chio	7 2026
	Sarah Finnegan	7 2018
	April Burkholder	7 2006
	Jennifer Wood	7 1995
	Jeanie Beadle	7 1978

Total Individual Titles

1.	Sarah Finnegan	49 2019
2.	Susan Jackson	45 2010
	Sandra Smith	45 1980
4.	Ashleigh Clare-Kearney	39 2008
5.	Haleigh Bryant	34 2024
6.	Ashleigh Clare-Kearney	32 2007

	Jeanie Beadle	32 1977
8.	Kailin Chio	31 2026
	Ashleigh Clare-Kearney	31 2009
	April Burkholder	31 2006
11.	Haleigh Bryant	30 2023
	Jennifer Wood	30 1995
12.	April Burkholder	29 2004

Career Bests

Vault Titles

1.	Ashleigh Clare-Kearney	37
2.	Haleigh Bryant	35
3.	Rheagan Courville	29
4.	Sandra Smith	26
5.	April Burkholder	23
	Angie Topham	23
7.	Jennifer Wood	22
	Jennifer Lyerly	22
	Ashleigh Gnat	22
10.	Susan Jackson	19
11.	Kennedi Edney	17

Bars Titles

1.	Sarie Morrison	28
2.	Sarah Finnegan	27
3.	Rheagan Courville	19
4.	Ashleigh Clare-Kearney	18
5.	Haleigh Bryant	16
	Jennifer Wood	16
7.	Jeanie Beadle	15
8.	Susan Jackson	14
	Sandra Smith	14
10.	Lexie Priessman	13
	Annie Gagnon	13

Beam Titles

1.	Sarah Finnegan	27
2.	April Burkholder	24
3.	Jessie Jordan	15
	Amy McClosky	15
4.	Jeanie Beadle	14
5.	Kailin Chio	13
	Aleah Finnegan	13
	Rheagan Courville	13
	Susan Jackson	13
9.	Sandra Smith	12
	Ashleigh Gnat	12
11.	Lisa Rennie	11

Floor Titles

1.	Lloimincia Hall	31
2.	Ashleigh Clare-Kearney	27
	April Burkholder	27
4.	Ashleigh Gnat	23
5.	Sandra Smith	22
6.	Aleah Finnegan	17
7.	Kiya Johnson	16
8.	Sarah Finnegan	14
	Myia Hambrick	14
10.	Kiya Johnson	13
	Nicki Arnstad	13
12.	Haleigh Bryant	12
	Susan Jackson	12
	Rachelle Fruge'	12
	Jeanie Beadle	12

All-Around Titles

1.	Haleigh Bryant	33
2.	Rheagan Courville	26
3.	April Burkholder	25
4.	Sarah Finnegan	23
5.	Ashleigh Clare-Kearney	22
6.	Sandra Smith	19
7.	Susan Jackson	16
8.	Myia Hambrick	14
	Jeanie Beadle	14
10.	Kailin Chio	13
11.	Jennifer Wood	11
12.	Kiya Johnson	10
	Kennedi Edney	10
	Jessie Jordan	10

	Amy McClosky	10
	Rachelle Fruge'	10

Total Individual Titles

1.	Ashleigh Clare-Kearney	114
2.	April Burkholder	108
3.	Haleigh Bryant	105
4.	Sarah Finnegan	95
	Rheagan Courville	95
6.	Sandra Smith	93
7.	Susan Jackson	74
8.	Jeanie Beadle	66
9.	Ashleigh Gnat	62
	Jennifer Wood	62
11.	Kailin Chio	54
12.	Myia Hambrick	52
13.	Kiya Johnson	47
	Angie Topham	47
15.	Aleah Finnegan	43
	Kiya Johnson	43
	Sarie Morrison	43
18.	Kennedi Edney	42
19.	Jennifer Lyerly	40
20.	Lloimincia Hall	37
	Rachelle Fruge'	37
22.	Jessie Jordan	32
	Amy McClosky	32

Career National Titles

1.	Susan Jackson	3 ('08 VT, '10 BB, '10 AA)
2.	Haleigh Bryant	2 ('21 VT, '24 AA)
	Sarah Finnegan	2 ('17 UB, '19 UB)
	Kennedi Edney	2 ('17 VT, '19 VT)
	Rheagan Courville	2 ('13 VT, '14 VT)
	Ashleigh Clare-Kearney	2 ('09 VT, '09 FX)
6.	Kailin Chio	1 ('25 VT)
	Aleah Finnegan	1 ('24 FX)
	Ashleigh Gnat	1 ('17 FX)
	April Burkholder	1 ('06 BB)
	Nicki Arnstad	1 ('02 FX)
	Jeanie Beadle	1 ('77 BB)

Career SEC Titles

1.	Haleigh Bryant	5 ('21 VT, '24 VT, '24 AA, '25 BB, '25 AA)
	Sarah Finnegan	5 ('18 AA, '19 UB, BB, FX, AA)
	Rheagan Courville	5 ('13 VT/BB/AA, '15 VT/AA)
	Sandra Smith	5 ('81 VT/FX, '82 VT/FX, '83 VT)
5.	Ashleigh Gnat	4 ('16 FX, '17 VT/BB/FX)
	Lloimincia Hall	4 ('12 FX, '13 FX, '14 FX, '15 FX)
6.	Susan Jackson	3 ('08 VT, '09 BB, '10 VT)
	Ashleigh Clare-Kearney	3 ('08 FX/AA, '09 FX)
9.	Kiya Johnson	2 ('21 FX, '24 FX)
	Rachelle' Fruge'	2 ('91 BB/AA)

Career All-America Honors

1.	Haleigh Bryant	33 (17 Reg Season)
2.	Sarah Finnegan	23 (11 Reg Season)
	Rheagan Courville	23 (11 Reg Season)
4.	Myia Hambrick	20 (9 Reg Season)
5.	Kennedi Edney	18 (9 Reg Season)
6.	Ashleigh Gnat	17 (7 Reg Season)
7.	April Burkholder	14
8.	Aleah Finnegan	13 (8 Reg Season)
9.	Susan Jackson	12
10.	Jessie Jordan	11 (5 Reg Season)
11.	Jennifer Wood	10

Career Perfect 10.0 Scores

1.	Haleigh Bryant	18 (10 VT, 4 UB, 3 FX, 1 BB)
2.	Kailin Chio	10 (3 VT, 5 BB, 2 FX)
3.	Jennifer Wood	9 (all on VT)
	Ashleigh Gnat	9 (4 FX, 5 VT)
5.	Aleah Finnegan	8 (5 FX, 1 VT, 2 BB)
	Kiya Johnson	8 (5 FX, 2 BB, 1 VT)
	April Burkholder	8 (4 FX, 2 VT, 2 BB)
8.	Lloimincia Hall	7 (all on FX)
9.	Sarah Finnegan	6 2 UB, 2 BB, 2 FX
10.	Ashleigh Clare-Kearney	5 (4 VT, 1 FX)

2026 LSU Gymnastics - at SEC Championships

HIGHEST ALL-TIME EVENT SCORES - TEAM

Vault		
1.	49.825	vs. Minnesota 3/6/15
2.	49.700	at Florida 3/8/26
3.	49.675	at Podium Challenge at Alabama 2/24/23 at Arizona 3/15/19
6.	49.650	NCAA Baton Rouge Regional 4/5/14
7.	49.625	at SEC Championships at Kentucky 3/20/21 vs. Florida 2/26/21 at Centenary/New Hampshire 3/5/17 NCAA Central Regional Championships 3/13/15 at Centenary 4/12/08 3/12/04
13.	49.600	vs. No. 10 Georgia 3/7/25 vs. No. 1 Oklahoma 2/14/25 vs. Florida 2/12/21 at Alabama 1/13/17 at Oklahoma 2/9/14 vs. Alabama 3/8/13
19.	49.575	at Auburn 3/14/25 at Florida 1/24/20 at SEC Championship Session II 3/18/17 vs. George Washington/Iowa 2/19/17 at Auburn 2/13/15 vs. Missouri 2/28/14 vs. Alabama 1/31/14
26.	49.5625	at NCAA Championships Semifinal II 4/14/17
27.	49.550	vs. Auburn 2/13/26 vs. Missouri 1/31/25 at NCAA Fayetteville Regional Final 4/6/24 at Florida 2/23/24 at Podium Challenge 3/3/23 vs. Missouri 3/5/21 at Florida 2/26/16 at SEC Championship Session II 3/21/15 at Florida 2/21/14 at Auburn 2/22/13 vs. Centenary 3/18/05
vs. Alabama 2/18/22 vs. Oregon State 3/8/19 vs. Georgia 3/1/19		
13.	49.625	vs. North Carolina 3/15/24 vs. Arkansas 2/2/24 vs. Georgia 2/6/15
16.	49.600	NCAA Baton Rouge Regional 4/5/14
17.	49.5875	at NCAA Semifinal I 4/18/24 at NCAA Championships Semifinal II 4/17/17
19.	49.575	at Podium Challenge 2/28/25 at Georgia 1/10/20 at GymQuarters 2/17/17 at Florida 2/26/16
23.	49.550	vs. Missouri 1/31/25 at Alabama 2/24/23 vs. Florida 2/17/23 at SEC Championships 3/19/22 vs. Florida 2/12/21 vs. New Hampshire 3/10/17 at Texas Woman's 3/13/05
29.	49.525	vs. Alabama 2/27/26 at NCAA Penn State Regional 4/3/25 at NCAA Regional Final 4/3/21 at Florida 1/24/20 vs. Auburn 3/4/18 at GymQuarters 2/16/18 at Arkansas 2/10/17
Floor		
1.	49.775	vs. Auburn 2/13/26 vs. Alabama 3/1/24 at Florida 2/23/24 vs. Arkansas 2/2/24 vs. Auburn 2/5/22
6.	49.750	vs. West Virginia 3/10/23
7.	49.725	at NCAA Semifinal I 4/18/24 vs. Kentucky 1/19/24
9.	49.7125	at NCAA Championships Semifinal II 4/14/17
10.	49.700	vs. Arkansas 3/13/26 vs. No. 1 Oklahoma 2/14/25 at NCAA Fayetteville Regional Second Rd 4/4/24 vs. Auburn 3/4/18 vs. Auburn 2/19/16 vs. Minnesota 3/6/15 vs. Missouri 2/28/14
17.	49.675	vs. No. 10 Georgia 3/7/25 at SEC Championship Session II 3/23/24 at Podium Challenge 3/8/24 vs. Georgia 2/3/23 vs. Utah 3/11/22 vs. Oregon State 3/8/19 vs. Ohio State 3/5/04
24.	49.650	at Auburn 3/14/25 vs. Missouri 3/5/21 at Missouri 2/9/18 NCAA Baton Rouge Regional 4/5/14
28.	49.625	at SEC Championships 3/23/25 at NCAA Fayetteville Regional Final 4/6/24 vs. Auburn 2/16/24 at SEC Championship Session II 3/18/23 vs. Florida 3/5/17 at Texas Woman's/Oregon State/New Hampshire 3/12/16 vs. Alabama 3/4/16 vs. Georgia 2/6/15 at SEC Championship Session II 3/23/13
37.	49.6125	at NCAA Finals 4/20/24
38.	49.600	at Florida 3/8/26 vs. Alabama 2/27/26 vs. Kentucky 1/23/26 vs. North Carolina 3/15/24 at SEC Championship Session II 3/23/19 vs. Texas Woman's 2/18/18 at Centenary/Texas Woman's 3/21/03
Bars		
1.	49.750	vs. Arizona 3/17/18
2.	49.725	vs. Texas Woman's 2/18/18
3.	49.675	at Podium Challenge 2/28/25
4.	49.650	vs. Alabama 3/1/24 at Sprouts Collegiate Quad 1/13/24 vs. Kentucky 3/1/02
7.	49.625	vs. No. 10 Georgia 3/7/25 at NCAA Fayetteville Regional Final 4/6/24 vs. North Carolina 3/15/24 vs. Alabama 1/19/18
11.	49.600	at SEC Championships 3/23/25 at Auburn 3/14/25 at Arizona 3/15/19 vs. Arkansas 1/5/18 vs. Iowa 1/9/15 at Metroplex Challenge 2/15/14
17.	49.575	vs. Auburn 2/13/26 at Podium Challenge 3/8/24 at NC State 3/9/18
20.	49.550	vs. Kentucky 1/23/26 at Sprouts Collegiate Quad 1/10/26 vs. Arkansas 2/2/24 vs. Florida 2/12/21 vs. Auburn 3/4/18 at GymQuarters Invite 2/16/18 vs. Alabama 2/8/02 vs. Centenary 2/13/98
28.	49.525	at NCAA Penn State Regionals 4/3/25 at NCAA Denver Regionals 4/2/23 vs. Arkansas 2/28/20 vs. Florida 1/18/19 vs. Denver 1/26/01
33.	49.500	vs. West Virginia 3/10/23 vs. Florida 2/17/23 vs. Oklahoma 1/16/23 vs. Centenary 1/7/22 vs. NC State 2/1/19 NCAA Championships Semifinal I 4/20/18 vs. George Washington and Iowa 2/19/17 vs. Florida 2/20/15 vs. Missouri 2/28/14 vs. North Carolina/Illinois-Chicago 2/20/09 vs. Rhode Island/Centenary 3/14/02
Beam		
1.	49.7625	at NCAA Final Four 4/20/24
2.	49.725	vs. Auburn 2/16/24 vs. Arizona 3/17/18 at NCAA Super Six Finals 4/15/17 at Oklahoma 3/11/05
6.	49.675	at NCAA Penn State Regionals 4/5/25 vs. No. 10 Georgia 3/7/25
8.	49.650	at Florida 3/8/26 vs. Kentucky 1/23/26
Team		
1.	198.575	vs. Georgia 3/7/25
2.	198.475	vs. Arkansas 2/2/24
3.	198.425	at Podium Challenge 3/8/24
4.	198.375	vs. Minnesota 3/6/15
5.	198.325	at Florida 3/8/26 vs. Auburn 2/13/26 vs. Alabama 3/1/24 NCAA Baton Rouge Regional 4/5/14
9.	198.300	vs. Auburn 2/16/24
10.	198.2750	at NCAA Championships Semifinal II 4/17/17
11.	198.250	at NCAA Fayetteville Regional Final 4/6/24 vs. North Carolina 3/15/24
13.	198.2250	at NCAA Finals 4/20/24
14.	198.200	at Podium Challenge 3/1/26 at SEC Championships 3/23/25 at Auburn 3/14/25
17.	198.175	at Arizona 3/15/19 vs. Texas Woman's 2/18/18

2026 LSU Gymnastics - at SEC Championships

SOUTHEASTERN CONFERENCE HISTORY

SEC REGULAR SEASON CHAMPIONSHIP - 3

2025
2018
2017

SEC TEAM CHAMPIONSHIPS - 6

2025
2024
2019
2018
2017
1981

TOP 10 SEC CHAMPIONSHIP TEAM TOTALS

1.	198.200	2025 Session II	Birmingham, Ala.
2.	198.075	2017 Session II	Jacksonville, Fla.
3.	197.900	2019 Session II	New Orleans, La.
4.	197.800	2023 Session II	Duluth, Ga.
5.	197.775	2021 Session II	Huntsville, Ala.
6.	197.700	2013 Session II	North Little Rock, Ark.
7.	197.500	2016 Session II	North Little Rock, Ark.
8.	197.450	2015 Session II	Duluth, Ga.
9.	197.325	2014 Session II	Birmingham, Ala.
10.	197.275	2004	Duluth, Ga.

TOP 10 SEC CHAMPIONSHIP EVENT SCORES

VAULT

1.	49.625	2021 Session II	Huntsville, Ala.
	49.575	2017 Session II	Jacksonville, Fla.
3.	49.550	2015 Session II	Duluth, Ga.
4.	49.525	2025 Session II	Birmingham, Ala.
		2014 Session II	Birmingham, Ala.
		2013 Session II	North Little Rock, Ark.
7.	49.500	2023 Session II	Duluth, Ga.
8.	49.475	2024 Session II	New Orleans, La.
9.	49.450	2007	North Little Rock, Ark.
10.	49.400	2018 Session II	St. Louis, Mo.

BARS

1.	49.600	2025 Session II	Birmingham, Ala.
2.	49.475	2019 Session II	New Orleans, La.
3.	49.450	2024 Session II	New Orleans, La.
		2017 Session II	Jacksonville, Fla.
5.	49.400	2018 Session II	St. Louis, Mo.
		2004	Duluth, Ga.
7.	49.375	2015 Session II	Duluth, Ga.
		2000	Gainesville, Fla.
9.	49.350	2021 Session II	Huntsville, Ala.
		2014 Session II	Birmingham, Ala.
		2001	Birmingham, Ala.

BEAM

1.	49.500	2017 Session II	Jacksonville, Fla.
2.	49.475	2024 Session II	New Orleans, La.
3.	49.450	2025 Session II	Birmingham, Ala.
		2019 Session II	New Orleans, La.
5.	49.375	2016 Session II	North Little Rock, Ark.
		2013 Session II	North Little Rock, Ark.
		2004	Duluth, Ga.
8.	49.350	2023 Session II	Duluth, Ga.
9.	49.300	2021 Session II	Huntsville, Ala.
		2018 Session II	St. Louis, Mo.

FLOOR

1.	49.675	2024 Session II	New Orleans, La.
2.	49.625	2025 Session II	Birmingham, Ala.
		2023 Session II	Duluth, Ga.
		2013 Session II	North Little Rock, Ark.
5.	49.600	2019 Session II	New Orleans, La.
6.	49.550	2017 Session II	Jacksonville, Fla.
		2016 Session II	North Little Rock, Ark.
		2015 Session II	Duluth, Ga.
9.	49.500	2021 Session II	Huntsville, Ala.
10.	49.400	1998	Baton Rouge, La.

SEC COACH OF THE YEAR - 10

2024 Jay Clark (Co-Coach of the Year)
2019 D-D Breaux
2017 D-D Breaux
2015 D-D Breaux (Co-Coach of the Year)
2005 D-D Breaux
2000 D-D Breaux
1995 D-D Breaux (Co-Coach of the Year)
1994 D-D Breaux (Co-Coach of the Year)
1993 D-D Breaux
1990 D-D Breaux

SEC GYMNAST OF THE YEAR - 8

2024 Haleigh Bryant
2019 Sarah Finnegan
2018 Sarah Finnegan
2013 Rheagan Courville
2010 Susan Jackson
2008 Ashleigh Clare-Kearney (Co-Gymnast of the Year)

2005 April Burkholder
2004 April Burkholder

SEC FRESHMAN OF THE YEAR - 4

2025 Kailin Chio
2021 Haleigh Bryant
2020 Kiya Johnson
2003 April Burkholder

SEC SPECIALIST OF THE YEAR - 4

2021 Kiya Johnson
2017 Ashleigh Gnat
2016 Ashleigh Gnat
2015 Lloimincia Hall

TOTAL SEC TITLES - 56

SEC CHAMPION GYMNASTS - 29

2025 Haleigh Bryant (BB, AA)
Aleah Finnegan (BB)
2024 Haleigh Bryant (VT, AA)
Ashley Cowan (UB)
Konnor McClain (BB)
Kiya Johnson (FX)
KJ Johnson (FX)
Elena Arenas (VT)
Haleigh Bryant (VT)
Kiya Johnson (FX)
Sarah Finnegan (UB, BB, FX, AA)
2018 Sarah Finnegan (AA)
Ashleigh Gnat (VT, BB, FX)
Lexie Priessman (UB)
McKenna Kelley (FX)
Ashleigh Gnat (FX)
2015 Rheagan Courville (VT, AA)
Lloimincia Hall (FX)
Myia Hambrick (VT)
Jessie Jordan (AA)
2014 Lloimincia Hall (FX)
2013 Rheagan Courville (VT, BB, AA)
Lloimincia Hall (FX)
Jessica Savona (FX)
2012 Lloimincia Hall (FX)
2010 Susan Jackson (VT)
2009 Ashleigh Clare-Kearney (FX)
Susan Jackson (BB)
2008 Ashleigh Clare-Kearney (FX, AA)
Susan Jackson (VT)
April Burkholder (BB)
1998 Amy McClosky (BB)
1994 Jennifer Wood (UB)
1991 Rachelle Fruge' (BB, AA)
Elizabeth Wilson (UB)
1990 Jami Snopek (VT)
1988 Jennifer Lyerly (VT)
Julianne Wilson (VT)
1985 Angie Topham (BB)
1983 Sandra Smith (VT)
1982 Sandra Smith (VT, FX)
1981 Sandra Smith (VT, FX)
2025 Kailin Chio (VT, BB, AA)
Haleigh Bryant (VT, FX)
Aleah Finnegan (VT, BB, AA)
Konnor McClain (UB)
2024 Haleigh Bryant (VT, AA)
Ashley Cowan (UB)

TOTAL ALL-SEC HONORS - 116

ALL-SEC GYMNASTS - 50

2025 Kailin Chio (VT, BB, AA)
Haleigh Bryant (VT, FX)
Aleah Finnegan (VT, BB, AA)
Konnor McClain (UB)
2024 Haleigh Bryant (VT, AA)
Ashley Cowan (UB)

Konnor McClain (BB)
Kiya Johnson (FX)
KJ Johnson (FX)
2023 Haleigh Bryant (FX)
Aleah Finnegan (FX)
Bryce Wilson (VT)
2022 Haleigh Bryant (VT)
2021 Elena Arenas (VT)
Haleigh Bryant (VT)
Kiya Johnson (FX)
Kennedi Edney (VT)
2020 Kiya Johnson (VT, FX, AA)
2019 Sarah Finnegan (UB, BB, FX, AA)
Lexie Priessman (UB)
2018 Christina Desiderio (FX)
Kennedi Edney (VT, UB)
Sarah Edwards (VT)
Sarah Finnegan (AA)
Myia Hambrick (UB)
Lexie Priessman (UB, FX)
2017 Ashleigh Gnat (VT, BB, FX)
Myia Hambrick (UB)
Ruby Harrold (VT)
McKenna Kelley (FX)
Lexie Priessman (UB)
2016 Sarah Finnegan (BB)
Ashleigh Gnat (VT, FX)
Myia Hambrick (UB)
Rheagan Courville (VT, AA)
2015 Lloimincia Hall (FX)
Myia Hambrick (VT)
Jessie Jordan (AA)
2014 Rheagan Courville (BB)
Lloimincia Hall (FX)
Jessie Jordan (VT)
2013 Rheagan Courville (VT, BB, AA)
Lloimincia Hall (FX)
Jessica Savona (FX)
2012 Rheagan Courville (1st Team AA)
Lloimincia Hall (1st Team FX)
Jessie Jordan (2nd Team AA)
Ashley Lee (2nd Team VT)
2011 Sarie Morrison (2nd Team VT)
2010 Susan Jackson (1st Team VT)
Gloria Johnson (2nd Team VT)
2009 Ashleigh Clare-Kearney (1st FX)
Susan Jackson (1st Team BB, AA)
2008 Ashleigh Clare-Kearney (1st FX, AA)
Susan Jackson (1st Team VT)
2007 Ashleigh Clare-Kearney (1st AA, 2nd VT)
Lauren Klein (2nd Team FX)
2006 April Burkholder (1st Team BB)
2005 April Burkholder (1st AA, 2nd VT)
Nicki Butler (2nd Team AA)
Lisa Rennie (2nd Team UB)
2004 April Burkholder (1st Team AA)
Lindsay Beddow (2nd Team UB)
2003 April Burkholder (2nd Team AA)
2002 Nicki Arnstad (1st Team AA)
Rebecca Lightsey (2nd Team BB)
2000 Nicki Arnstad (FX)
Shanyn MacEachern (AA)
1999 Abbey Burns (AA)
1998 Colleen Barger (AA)
Stephanie Hyett (AA)
Amy McClosky (BB)
1997 Stephanie Hyett (AA)
Amy McClosky (AA)
1996 Jennifer Wood (AA)
1995 Kristy Savoie (AA)
Jennifer Wood (FX, AA)
1994 Jennifer Wood (UB, AA)
1993 Jennifer Wood (AA)
1991 Rachelle Fruge' (BB, AA)
Elizabeth Wilson (UB)
1990 Rachelle Fruge' (AA)
Jami Snopek (AA)
1987 Mary Spence (AA)
1985 Angie Topham (AA)
1983 Sandra Smith (AA)
1982 Sandra Smith (AA)

2026 LSU Gymnastics - at SEC Championships

SOUTHEASTERN CONFERENCE HISTORY

1981 Lisa Benn (AA)
Jamie Middleton (AA)
Sandra Smith (AA)

SEC ALL-FRESHMAN TEAM (BEGAN IN 2009) - 20

2025 Kailin Chio
2024 Konnor McClain
2022 KJ Johnson
2021 Elena Arenas
Haleigh Bryant
Olivia Dunne
2020 Kiya Johnson
2018 Christina Desiderio
Sami Durante
Sarah Edwards
2017 Kennedy Edney
Ruby Harrold
2016 Sarah Finnegan
McKenna Kelley
2015 Myia Hambrick
2013 Jessica Savona
2012 Rheagan Courville
Lloimincia Hall
Jessie Jordan
2011 Sarie Morrison

2026 LSU Gymnastics - at SEC Championships

NCAA POSTSEASON HISTORY - TEAM

REGIONAL TEAM TITLES - 21 [15 NCAA, 6 AIAW] *AIAW Regional Finish

Year	Location	Team Score
2025	State College, Pa.	198.050
2024	Fayetteville, Ark.	198.250
2019	Baton Rouge, La.	197.500
2018	Raleigh, N.C.	197.675
2017	Lincoln, Neb.	197.450
2016	Athens, Ga.	197.300
2015	Ames, Iowa	197.175
2014	Baton Rouge, La.	198.325
2013	Columbus, Ohio	197.275
2009	Columbus, Ohio	196.875
2008	Baton Rouge, La.	197.625
2005	Durham, N.H.	197.125
2004	Baton Rouge, La.	197.500
2002	Baton Rouge, La.	196.450
1986	Baton Rouge, La.	185.250
1980*	Baton Rouge, La.	147.650
1979*	Baton Rouge, La.	137.550
1978*	Baton Rouge, La.	140.60
1977*	Stillwater, Okla.	134.250
1976*	Baton Rouge, La.	99.900
1975*	Baton Rouge, La.	79.750

TOP 10 NCAA REGIONAL TEAM TOTALS

1.	198.325	2014 Baton Rouge Regional	Baton Rouge, La.
2.	198.250	2024 Fayetteville Regional Final	Fayetteville, Ark.
3.	198.100	2025 Penn State Regional Second Rnd	State College, Pa.
4.	198.050	2025 Penn State Regional Final	State College, Pa.
5.	197.800	2024 Fayetteville Regional Second Rnd	Fayetteville, Ark.
6.	197.750	2023 Denver Regional Final	Denver, Colo.
		2021 Salt Lake City Regional	Salt Lake City, Utah
8.	197.675	2018 Raleigh Regional	Raleigh, N.C.
9.	197.625	2008 Central Regional	Baton Rouge, La.
10.	197.500	2019 Baton Rouge Regional Final	Baton Rouge, La.
		2004 Central Regional	Baton Rouge, La.

TOP 10 NCAA REGIONAL EVENT SCORES

VAULT

1.	49.650	2014 Baton Rouge Regional	Baton Rouge, La.
2.	49.625	2008 Central Regional	Baton Rouge, La.
3.	49.550	2024 Fayetteville Regional Final	Fayetteville, Ark.
4.	49.525	2021 Salt Lake City Regional	Salt Lake City, Utah
		2004 Central Regional	Baton Rouge, La.
6.	49.500	2025 Penn State Regional Second Rnd	State College, Pa.
		2007 Southeast Regional	Morgantown, W. Va.
8.	49.475	2021 Salt Lake City Regional	Salt Lake City, Utah
		2015 Ames Regional	Ames, Iowa
		2005 Northeast Regional	Durham, N.H.
11.	49.450	2018 Raleigh Regional	Raleigh, N.C.
		2013 Columbus Regional	Columbus, Ohio

BARS

1.	49.625	2024 Fayetteville Regional Final	Fayetteville, Ark.
2.	49.525	2025 Penn State Regional Second Rnd	State College, Pa.
		2023 Denver Regional Final	Denver, Colo.
4.	49.450	2025 Penn State Regional Final	State College, Pa.
		2021 Salt Lake City Regional	Salt Lake City, Utah
6.	49.425	2014 Baton Rouge Regional	Baton Rouge, La.
7.	49.400	2017 Lincoln Regional	Lincoln, Neb.
		2004 Central Regional	Baton Rouge, La.
9.	49.375	2024 Fayetteville Regional Second Rd	Fayetteville, Ark.
		2018 Raleigh Regional	Raleigh, N.C.
		2009 Central Regional	Columbus, Ohio
12.	49.325	2019 Second Round	Baton Rouge, La.

BEAM

1.	49.675	2025 Penn State Regional Final	State College, Pa.
2.	49.600	2014 Baton Rouge Regional	Baton Rouge, La.
3.	49.525	2025 Penn State Regional Second Rnd	State College, Pa.
		2021 Salt Lake City Regional	Salt Lake City, Utah
5.	49.500	2019 NCAA Regional Final	Baton Rouge, La.
		2018 Raleigh Regional	Raleigh, N.C.
7.	49.450	2024 Fayetteville Regional Final	Fayetteville, Ark.
8.	49.425	2023 Denver Regional Final	Denver, Colo.
9.	49.350	2024 Fayetteville Regional Second Rd	Fayetteville, Ark.
		2013 Columbus Regional	Columbus, Ohio
11.	49.325	2023 Denver Regional Second Round	Denver, Colo.
		2019 NCAA Second Round	Baton Rouge, La.
		2008 Central Regional	Baton Rouge, La.

FLOOR

1.	49.700	2024 Fayetteville Regional Second Rd	Fayetteville, Ark.
2.	49.650	2014 Baton Rouge Regional	Baton Rouge, La.

3.	49.625	2024 Fayetteville Regional Final	Fayetteville, Ark.
4.	49.575	2025 Penn State Regional Final	State College, Pa.
5.	49.550	2025 Penn State Regional Second Rnd	State College, Pa.
6.	49.525	2023 Denver Regional Second Round	Denver, Colo.
		2002 Central Regional	Baton Rouge, La.
8.	49.500	2017 Lincoln Regional	Lincoln, Neb.
		2013 Columbus Regional	Columbus, Ohio
10.	49.475	2021 Salt Lake City Regional	Salt Lake City, Utah

NCAA TEAM NATIONAL CHAMPIONSHIPS - 1

2024 (1st place)

NCAA TEAM FINAL APPEARANCES - 10

2024 (1st place)

2023 (4th place)

2019 (2nd place)

2018 (4th place)

2017 (2nd place)

2016 (2nd place)

2014 (3rd place)

2013 (5th place)

2009 (6th place)

2008 (5th place)

TOP 10 NCAA CHAMPIONSHIPS TEAM TOTALS - NCAA SEMIFINAL OR FINAL

1.	198.2750	2017 Prelim-B	St. Louis, Mo.
2.	198.2250	2024 Final Four	Fort Worth, Texas
3.	198.1125	2024 Semifinal I	Fort Worth, Texas
4.	197.8375	2018 Super Six Finals	St. Louis, Mo.
5.	197.8250	2019 Four on the Floor	Fort Worth, Texas
6.	197.7375	2017 Super Six Finals	St. Louis, Mo.
7.	197.600	2014 Super Six Finals	Birmingham, Ala.
8.	197.5625	2021 Semifinal II	Fort Worth, Texas
9.	197.525	2023 Final Four	Fort Worth, Texas
10.	197.5125	2019 Semifinal I	Fort Worth, Texas

TOP 10 NCAA CHAMPIONSHIPS EVENT SCORES - NCAA SEMIFINAL OR FINAL

VAULT

1.	49.5625	2017 Prelim-B	St. Louis, Mo.
2.	49.525	2023 Final Four	Fort Worth, Texas
		2016 Super Six Finals	Fort Worth, Texas
4.	49.5125	2021 NCAA Semifinal II	St. Louis, Mo.
5.	49.500	2013 Prelim-A	Los Angeles, Calif.
6.	49.4625	2018 Super Six Finals	St. Louis, Mo.
7.	49.450	2019 Prelim-A	Fort Worth, Texas
		2009 Prelim-A	Lincoln, Neb.
9.	49.400	2024 Final Four	Fort Worth, Texas
10.	49.375	2015 Prelim-B	Fort Worth, Texas

BARS

1.	49.500	2018 Prelim-A	St. Louis, Mo.
2.	49.475	2024 Semifinal I	Fort Worth, Texas
		2023 Semifinal I	Fort Worth, Texas
		2018 Super Six Finals	St. Louis, Mo.
		2013 Prelim-A	Los Angeles, Calif.
6.	49.4625	2019 Four on the Floor	Fort Worth, Texas
7.	49.450	2024 Final Four	Fort Worth, Texas
		2008 Prelim-A	Athens, Ga.
9.	49.4375	2019 Prelim-A	Fort Worth, Texas
10.	49.425	2015 Prelim-B	Fort Worth, Texas

BEAM

1.	49.7625	2024 Final Four	Fort Worth, Texas
2.	49.7250	2017 Super Six Final	St. Louis, Mo.
3.	49.5875	2024 Semifinal I	Fort Worth, Texas
		2017 Prelim-B	St. Louis, Mo.
5.	49.4625	2019 Four on the Floor	Fort Worth, Texas
6.	49.3875	2018 Super Six Finals	St. Louis, Mo.
7.	49.3375	2016 Super Six Finals	Fort Worth, Texas
8.	49.325	2014 Super Six Finals	Birmingham, Ala.
9.	49.300	2016 Prelim-A	Fort Worth, Texas
10.	49.275	2023 Semifinal I	Fort Worth, Texas

FLOOR

1.	49.7250	2024 Semifinal I	Fort Worth, Texas
2.	49.7125	2017 Prelim-B	St. Louis, Mo.
3.	49.6125	2024 Final Four	Fort Worth, Texas
4.	49.550	2014 Super Six Finals	Birmingham, Ala.
		2013 Super Six Finals	Los Angeles, Calif.
6.	49.525	2019 Four on the Floor	Fort Worth, Texas
7.	49.5125	2018 Super Six Finals	St. Louis, Mo.
8.	49.500	2021 Semifinal II	Fort Worth, Texas
9.	49.475	2023 Semifinal I	Fort Worth, Texas

2026 LSU Gymnastics - at SEC Championships

NCAA POSTSEASON HISTORY - INDIVIDUAL

TOP 10 NCAA REGIONAL INDIVIDUAL ALL-AROUND TOTALS

1.	39.850	Haleigh Bryant (won AA)	2024 Fayetteville Regional	Fayetteville, Ark.
2.	39.825	Ashleigh Clare-Kearney (won AA)	2008 Central	Baton Rouge, La.
3.	39.725	Rheagan Courville (won AA)	2014 Baton Rouge	Baton Rouge, La.
4.	39.700	Haleigh Bryant	2023 Denver Regional	Denver, Colo.
		Kiya Johnson	2021 Second Round	Salt Lake City, Utah
6.	39.675	April Burkholder (won AA)	2004 Central	Baton Rouge, La.
7.	39.625	Aleah Finnegan (won AA)	2025 Penn State Regional 2nd Rd	State College, Pa.
		Kailin Chio (won AA)	2025 Penn State Regional 2nd Rd	State College, Pa.
		Sarah Finnegan (won AA)	2018 Raleigh Regional	Raleigh, N.C.
		Myia Hambrick (won AA)	2018 Raleigh Regional	Raleigh, N.C.
11.	39.600	Haleigh Bryant	2025 Penn State Regional Final	State College, Pa.
		Aleah Finnegan	2025 Penn State Regional Final	State College, Pa.
		Sarah Finnegan (won AA)	2019 Regional Final	Baton Rouge, La.
		Susan Jackson (won AA)	2009 Central	Columbus, Ohio

TOP NCAA REGIONAL EVENT SCORES

VAULT

1.	10.000	Haleigh Bryant	2024 Fayetteville Regional Final	Fayetteville, Ark.
		Haleigh Bryant	2021 Regional Final	Salt Lake City, Utah
		Ashleigh Clare-Kearney	2008 Central Regional	Baton Rouge, La.
		Jennifer Wood	1995 Central Regional	Ann Arbor, Mich.
5.	9.975	Sydney Ewing	2016 Athens Regional	Athens, Ga.
		Jennifer Wood	1994 Central Regional	Tuscaloosa, Ala.
7.	9.950	Haleigh Bryant	2021 Second Round	Salt Lake City, Utah
		Kiya Johnson	2021 Second Round	Salt Lake City, Utah
		Kennedi Edney	2018 Raleigh Regional	Raleigh, N.C.
		Myia Hambrick	2018 Raleigh Regional	Raleigh, N.C.
		Rheagan Courville	2014 Baton Rouge Regional	Baton Rouge, La.
		Sarie Morrison	2014 Baton Rouge Regional	Baton Rouge, La.
		Ashleigh Gnat	2014 Baton Rouge Regional	Baton Rouge, La.
		Susan Jackson	2010 Northeast Regional	University Park, Pa.
		Ashleigh Clare-Kearney	2009 Central Regional	Columbus, Ohio
		Susan Jackson	2008 Central Regional	Baton Rouge, La.
		Nicki Butler	2007 Southeast Regional	Morgantown, W. Va.
		Ashleigh Clare-Kearney	2005 Northeast Regional	Durham, N.H.
		Nicki Butler	2005 Northeast Regional	Durham, N.H.
		April Burkholder	2005 Northeast Regional	Durham, N.H.
		Nicki Butler	2004 Central Regional	Baton Rouge, La.
		April Burkholder	2004 Central Regional	Baton Rouge, La.
		Stephanie Hyett	1997 Central Regional	Ann Arbor, Mich.

BARS

1.	10.000	Haleigh Bryant	2024 Fayetteville Regional Final	Fayetteville, Ark.
2.	9.975	Haleigh Bryant	2023 Denver Regional Finals	Denver, Colo.
3.	9.950	Konnor McClain	2024 Fayetteville Regional Final	Fayetteville, Ark.
		Sami Durante	2021 Second Round	Salt Lake City, Utah
		Sarah Finnegan	2019 NCAA Regional Final	Baton Rouge, La.
		Lexie Priessman	2018 Raleigh Regional	Raleigh, N.C.
		Susan Jackson	2010 Northeast Regional	University Park, Pa.
		Annie Gagnon	2005 Northeast Regional	Durham, N.H.
		Jennifer Wood	1994 Central Regional	Tuscaloosa, Ala.
10.	9.925	Lexi Zeiss	2025 Penn State Regional Second Rnd	State College, Pa.
		Ashley Cowan	2025 Penn State Regional Second Rnd	State College, Pa.
		Kiya Johnson	2024 Fayetteville Regional Final	Fayetteville, Ark.
		Haleigh Bryant	2023 Denver Regional	Denver, Colo.
		Sarah Finnegan	2017 Lincoln Regional	Lincoln, Neb.
		Summer Hubbard	2009 Central Regional	Columbus, Ohio
		Summer Hubbard	2008 Central Regional	Baton Rouge, La.
		Sarah Finnegan	2016 Athens Regional	Athens, Ga.

BEAM

1.	9.975	Rheagan Courville	2014 Baton Rouge Regional	Baton Rouge, La.
		Ashleigh Clare-Kearney	2008 Central Regional	Baton Rouge, La.
3.	9.950	Kailin Chio	2025 Penn State Regional Final	State College, Pa.
		Aleah Finnegan	2025 Penn State Regional Final	State College, Pa.
		Aleah Finnegan	2025 Penn State Regional Second Rnd	State College, Pa.
		Konnor McClain	2024 Fayetteville Regional Final	Fayetteville, Ark.
		Haleigh Bryant	2023 Denver Regional	Denver, Colo.
		Sami Durante	2021 Regional Final	Salt Lake City, Utah
		Sarah Finnegan	2019 Regional Final	Baton Rouge, La.
		Ashleigh Gnat	2014 Baton Rouge Regional	Baton Rouge, La.
		Jessie Jordan	2013 Columbus Regional	Columbus, Ohio
11.	9.925	Haleigh Bryant	2025 Penn State Regional Final	State College, Pa.
		Konnor McClain	2025 Penn State Regional Final	State College, Pa.
		Kylie Coen	2025 Penn State Regional Final	State College, Pa.
		Haleigh Bryant	2024 Fayetteville Regional Final	Fayetteville, Ark.
		Konnor McClain	2024 Fayetteville Regional Second Rd	Fayetteville, Ark.
		Reagan Campbell	2021 Regional Final	Salt Lake City, Utah
		Bridget Dean	2021 Second Round	Salt Lake City, Utah
		Reagan Campbell	2021 Second Round	Salt Lake City, Utah
		Myia Hambrick	2018 Raleigh Regional	Raleigh, N.C.
		Ashleigh Gnat	2017 Lincoln Regional	Lincoln, Neb.
		Susan Jackson	2009 Central Regional	Columbus, Ohio

FLOOR

1.	10.000	Aleah Finnegan	2024 Fayetteville Regional Second Rd	Fayetteville, Ark.
		Lloimincia Hall	2014 Baton Rouge Regional	Baton Rouge, La.
		Nicki Arnstad	2002 Central Regional	Baton Rouge, La.
3.	9.975	Aleah Finnegan	2025 Penn State Regional Final	State College, Pa.

		April Burkholder	2005 Northeast Regional	Durham, N.H.
5.	9.950	Haleigh Bryant	2024 Fayetteville Regional Second Rd	Fayetteville, Ark.
		Aleah Finnegan	2024 Fayetteville Regional Final	Fayetteville, Ark.
		KJ Johnson	2024 Fayetteville Regional Second Rd	Fayetteville, Ark.
		Haleigh Bryant	2023 Denver Regional	Denver, Colo.
		Kiya Johnson	2021 Regional Final	Salt Lake City, Utah
		Kiya Johnson	2021 Second Round	Salt Lake City, Utah
		Sarah Finnegan	2018 Raleigh Regional	Raleigh, N.C.
		Ashleigh Gnat	2017 Lincoln Regional	Lincoln, Neb.
		Ashleigh Gnat	2016 Athens Regional	Athens, Ga.
		Myia Hambrick	2016 Athens Regional	Athens, Ga.
		Rheagan Courville	2014 Baton Rouge Regional	Baton Rouge, La.
		Lloimincia Hall	2013 Columbus Regional	Columbus, Ohio

TOP 10 NCAA CHAMPIONSHIPS INDIVIDUAL ALL-AROUND TOTALS

1.	39.7625	Sarah Finnegan	2019 Four on the Floor	Fort Worth, Texas
2.	39.725	Haleigh Bryant	2023 Final Four	Fort Worth, Texas
3.	39.7125	Haleigh Bryant	2024 Final Four	Fort Worth, Texas
		Haleigh Bryant	2024 Semifinal I (won AA)	Fort Worth, Texas
5.	39.6875	Haleigh Bryant	2023 Semifinal I	Fort Worth, Texas
6.	36.6625	Myia Hambrick	2018 Super Six Finals	St. Louis, Mo.
7.	39.650	Sarah Finnegan	2019 Prelim-A	Fort Worth, Texas
8.	39.625	Haleigh Bryant	2021 Semifinal II	Fort Worth, Texas
		Sarah Finnegan	2017 Super Six Finals	St. Louis, Mo.
		Susan Jackson (won AA)	2010 Prelim-A	Gainesville, Fla.
		Ashleigh Clare-Kearney	2008 Super Six Finals	Athens, Ga.

TOP NCAA CHAMPIONSHIPS EVENT SCORES - SEMIFINALS, CHAMPIONSHIP FINALS

or EVENT FINALS

VAULT

1.	9.9875	Haleigh Bryant	2023 Semifinal I	Fort Worth, Texas
		Kennedi Edney (won VT)	2017 Prelim-B	St. Louis, Mo.
3.	9.975	Haleigh Bryant	2021 Semifinal II	Fort Worth, Texas
		Rheagan Courville (won VT)	2014 Event Finals	Birmingham, Ala.
5.	9.9625	Sydney Ewing	2017 Prelim-B	St. Louis, Mo.
6.	9.950	Haleigh Bryant	2024 Final Four	Fort Worth, Texas
		Kiya Johnson	2021 Semifinal II	Fort Worth, Texas
		Sarah Edwards	2018 Super Six Finals	St. Louis, Mo.
		Myia Hambrick	2018 Super Six Finals	St. Louis, Mo.
		Ashleigh Gnat	2016 Super Six Finals	Fort Worth, Texas
		Myia Hambrick	2015 Prelim-B	Fort Worth, Texas
		Rheagan Courville	2013 Prelim-A	Los Angeles, Calif.
		Susan Jackson	2010 Prelim-A	Gainesville, Fla.
		Ashleigh Clare-Kearney	2009 Super Six Finals	Lincoln, Neb.
		Ashleigh Clare-Kearney	2009 Prelim-A	Lincoln, Neb.
		Susan Jackson	2009 Prelim-A	Lincoln, Neb.
		Nicki Butler	2007 Prelim-B	Salt Lake City, Utah
		April Burkholder	2004 Prelim-B	Los Angeles, Calif.

BARS

1.	9.950	Haleigh Bryant	2023 Final Four	Fort Worth, Texas
		Sarah Finnegan	2019 Four on the Floor	Fort Worth, Texas
		Sarah Finnegan (won UB)	2019 Prelim-A	Fort Worth, Texas
		Lexie Priessman	2018 Super Six Finals	St. Louis, Mo.
		Kennedi Edney	2018 Super Six Finals	St. Louis, Mo.
		Sarah Finnegan (won UB)	2017 Prelim-B	St. Louis, Mo.
		Sarie Morrison	2013 Prelim-A	Los Angeles, Calif.
		Ashleigh Clare-Kearney	2008 Prelim-A	Athens, Ga.
9.	9.9375	Haleigh Bryant	2023 Semifinal I	Fort Worth, Texas
		Kennedi Edney	2018 Prelim-A	St. Louis, Mo.

BEAM

1.	9.9750	Sarah Finnegan	2017 Super Six Finals	St. Louis, Mo.
2.	9.9625	Konnor McClain	2024 Final Four	Fort Worth, Texas
		Susan Jackson (won BB)	2010 Event Finals	Gainesville, Fla.
4.	9.950	Sierra Ballard	2024 Final Four	Fort Worth, Texas
		Haleigh Bryant	2024 Final Four	Fort Worth, Texas
		Haleigh Bryant	2024 Semifinal I	Fort Worth, Texas
		Sarah Finnegan	2019 Four on the Floor	Fort Worth, Texas
		Ashleigh Gnat	2017 Super Six Finals	St. Louis, Mo.
		Myia Hambrick	2017 Super Six Finals	St. Louis, Mo.
10.	9.9375	Haleigh Bryant	2023 Semifinal I	Fort Worth, Texas
		Sarah Finnegan (Runner up)	2019 Prelim-A	Fort Worth, Texas
		Sarah Finnegan	2018 Super Six Finals	St. Louis, Mo.
		Kennedi Edney	2017 Super Six Finals	St. Louis, Mo.
		Ashleigh Gnat	2017 Prelim-B	St. Louis, Mo.
		Myia Hambrick	2017 Prelim-B	St. Louis, Mo.

FLOOR

1.	9.9625	Aleah Finnegan	2024 Semifinal I (won FX)	Fort Worth, Texas
		Aleah Finnegan	2023 Semifinal I	Fort Worth, Texas
		Ashleigh Gnat (won FX)	2017 Prelim-B	St. Louis, Mo.
3.	9.950	KJ Johnson	2024 Semifinal I	Fort Worth, Texas
		Haleigh Bryant	2023 Semifinal I	Fort Worth, Texas
		McKenna Kelley	2019 Prelim-A	Fort Worth, Texas
		Sarah Finnegan	2019 Four on the Floor	Fort Worth, Texas
		Myia Hambrick	2018 Super Six Finals	St. Louis, Mo.
		Sarah Finnegan	2018 Super Six Finals	St. Louis, Mo.
		Myia Hambrick	2018 Prelim-A	St. Louis, Mo.
		Myia Hambrick	2017 Prelim-B	St. Louis, Mo.
		Sarah Finnegan	2017 Prelim-B	St. Louis, Mo.

2026 LSU Gymnastics - at SEC Championships

PERFECT 10.00 SCORES

Total Perfect 10.0 Scores in LSU History: 111

*full list can be found in record book

Vault (42)

Kailin Chio	vs. Arkansas	3/13/26
Kailin Chio	at Oklahoma	2/20/26
Kailin Chio	at Auburn	3/14/25
Haleigh Bryant	at Fayetteville Regional Final	4/6/24
Haleigh Bryant	at Podium Challenge	3/8/24
Haleigh Bryant	vs. West Virginia	3/10/23
Haleigh Bryant	at Alabama	2/24/23
Aleah Finnegan	at Auburn	2/10/23
Haleigh Bryant	vs. Missouri	1/20/23
Haleigh Bryant	vs. Utah	3/11/22
Haleigh Bryant	at Missouri w/ Arkansas	2/20/22
Haleigh Bryant	vs. Auburn	2/5/22
Haleigh Bryant	at NCAA Regional Final (Salt Lake City, Utah)	4/3/21
Haleigh Bryant	vs. Missouri	3/5/21
Kiya Johnson	at GymQuarters	2/14/20
Kennedi Edney	at Arizona	3/15/19
Ashleigh Gnat	at SEC Championship Session II	3/18/17
Ashleigh Gnat	vs. Florida	3/5/17
Ashleigh Gnat	at Alabama	1/13/17
Ashleigh Gnat	at Metroplex Challenge	1/30/16
Ashleigh Gnat	vs. Kentucky	1/22/16
Rheagan Courville	vs. Minnesota	3/6/15
Jessie Jordan	vs. Minnesota	3/6/15
Rheagan Courville	at Metroplex Challenge	2/15/14
Rheagan Courville	at SEC Championship Session II	3/23/13
Sarie Morrison	vs. Arkansas	2/15/13

Bars (10)

Haleigh Bryant	at Fayetteville Regional Final	4/6/24
Haleigh Bryant	at Podium Challenge	3/8/24
Haleigh Bryant	vs. Kentucky	1/19/24
Konnor McClain	at Sprouts Collegiate Quad	1/13/24
Haleigh Bryant	vs. West Virginia	3/10/23
Sarah Finnegan	at Arizona	3/15/19
Lexie Priessman	vs. Georgia	3/1/19
Sarah Finnegan	vs. Arizona	3/17/18
Sharene Mamby	vs. Denver	1/26/01
Syreeta Barnett	vs. Illinois-Chicago	3/7/97

Beam (18)

Kailin Chio	vs. Arkansas	3/13/26
Kailin Chio	at Podium Challenge	3/1/26
Kailin Chio	vs. Alabama	2/27/26
Kailin Chio	at Oklahoma	2/20/26
Kailin Chio	vs. Kentucky	1/23/26
Aleah Finnegan	vs. Georgia	3/7/25
Konnor McClain	at SEC Championships	3/23/24
Haleigh Bryant	at Georgia	2/9/24
Konnor McClain	at Missouri	1/26/24
Aleah Finnegan	vs. Florida	2/17/23
Kiya Johnson	vs. Alabama	2/18/22
Kiya Johnson	at Florida	1/24/20
Sarah Finnegan	vs. Georgia	3/1/19
Sarah Finnegan	vs. Arizona	3/17/18
April Burkholder	at Oklahoma	3/11/05
Terin Martinjak	at Centenary	3/12/04
April Burkholder	at Centenary	3/12/04
Amy McClosky	vs. New Hampshire/Missouri/Centenary	3/15/96

Floor (41)

Kailin Chio	vs. Arkansas	3/13/26
Kailin Chio	vs. Auburn	2/13/16
Aleah Finnegan	at Fayetteville Regional Second Round	4/4/24
Haleigh Bryant	vs. Alabama	3/1/24
Aleah Finnegan	at Florida	2/23/24
Aleah Finnegan	vs. Auburn	2/16/24
Haleigh Bryant	vs. Arkansas	2/2/24
Kiya Johnson	vs. Kentucky	1/19/24
Haleigh Bryant	vs. West Virginia	3/10/23
Aleah Finnegan	at Alabama	2/24/23
Aleah Finnegan	vs. Georgia	2/3/23
Kiya Johnson	vs. Auburn	2/5/22
Kiya Johnson	at SEC Championship Session II	3/20/21
Kiya Johnson	vs. Missouri	3/5/21
Kiya Johnson	vs. Arkansas	1/5/21
Sarah Finnegan	at SEC Championship Session II	3/23/19
McKenna Kelley	vs. Oregon State	3/8/19
Kennedi Edney	vs. Oregon State	3/8/19
Myia Hambrick	vs. Auburn	3/4/18
Sarah Finnegan	vs. Auburn	3/4/18
Ashleigh Gnat	at SEC Championship Session II	3/19/16
Ashleigh Gnat	at Texas Woman's/Oregon State/New Hampshire	3/12/16
Ashleigh Gnat	vs. Alabama	3/4/16
Ashleigh Gnat	vs. Auburn	2/19/16
Lloimincia Hall	at Centenary/New Hampshire	3/13/15
Lloimincia Hall	vs. Minnesota	3/6/15
Lloimincia Hall	at NCAA Baton Rouge Regional	4/5/14

2026 LSU Gymnastics - at SEC Championships

TOP GYMNASTICS ATTENDANCE FIGURES IN MARAVICH CENTER HISTORY

RANK	ATTENDANCE	OPPONENT	DATE	RESULT	SCORE
1.	13,729	Alabama	1/19/18	W	197.450-196.725
2.	13,659	Auburn	2/5/22	W	197.975-197.750
3.	13,516	Kentucky	1/23/26	W	198.050-195.775
4.	13,515	Florida	1/17/25	W	197.550-197.450
5.	13,476	Georgia	3/7/25	W	198.575-197.175
6.	13,386	Oklahoma	2/14/25	W	198.050-197.675
7.	13,296	Alabama	3/4/16	W	197.925-196.225
8.	13,292	Alabama	2/27/26	W	197.975-197.600
9.	13,283	North Carolina	3/15/24	W	198.250-196.075
10.	13,185	Kentucky	2/2/18	W	197.225-196.700
11.	13,179	Minnesota	3/6/15	W	198.375-195.450
12.	13,082	Missouri	1/31/25	W	198.000-197.125
13.	12,838	Kentucky	3/4/22	L	197.500-197.450
14.	12,740	Auburn	2/16/24	W	198.300-197.100
15.	12,637	Alabama	1/31/20	L	196.775-196.425
16.	12,609	Florida	3/5/17	W	198.150-196.600
17.	12,580	Alabama	3/1/24	W	198.325-197.325
18.	12,538	Arkansas	2/2/24	W	198.475-196.200
19.	12,450	West Virginia	3/10/23	W	198.025-196.450
20.	12,365	Arkansas	3/13/26	W	198.075-197.100
21.	12,331	Kentucky	1/19/24	W	198.125-197.600
22.	12,324	Iowa State	1/3/25	W	197.300-194.100
23.	12,217	Florida	2/20/15	W	197.950-197.425
24.	12,147	Arkansas	2/28/20	W	197.125-195.725
25.	12,099	Georgia	2/3/23	W	197.700-196.925
26.	12,093	Florida	1/18/19	L	197.500-197.425
27.	12,090	Auburn	3/4/18	W	198.100-195.625
28.	12,065	Oklahoma	1/16/23	L	197.450-197.600
29.	12,023	Ohio State	1/5/24	W	196.975-196.775
30.	11,966	Missouri	1/20/23	W	197.150-196.525
31.	11,887	Florida	2/17/23	W	198.100-197.975
32.	11,603	Penn State	2/6/26	W	197.525-196.125
33.	11,532	Texas Woman's	1/20/17	W	197.475-192.625
34.	11,515	NC State	2/1/19	W	197.150-195.375
35.	11,287	Arizona	3/17/18	W	198.125-195.525
36.	11,227	Auburn	1/17/20	W	196.575-196.275
37.	11,171	Auburn	2/13/26	W	198.325-196.825
38.	11,069	Kentucky	2/16/20	W	197.500-196.625
39.	11,055	Texas Woman's	2/18/18	W	198.175-194.200
40.	11,047	Missouri	2/17/19	W	197.650-195.475

YEAR-BY-YEAR HOME RECORD

YEAR	MEETS	RECORD	PERCENTAGE	YEAR	MEETS	RECORD	PERCENTAGE
1975	3	5-0	1.000	2003	4	2-2	.500
1976	4	8-0	1.000	2004	6	10-1	.909
1977	5	6-0	1.000	2005	6	8-0	1.000
1978	5	7-0	1.000	2006	8	9-7	.563
1979	5	11-1	.917	2007	6	4-2	.667
1980	6	9-0	1.000	2008	7	11-1	.917
1981	4	7-1	.875	2009	5	5-1	.833
1982	5	5-0	1.000	2010	6	6-0	1.000
1983	3	3-0	1.000	2011	5	2-3	.400
1984	3	3-0	1.000	2012	5	4-1	.800
1985	6	2-4	.333	2013	5	4-1	.800
1986	5	8-1	.889	2014	7	11-0	1.000
1987	5	6-0	1.000	2015	5	5-0	1.000
1988	6	11-1-1	.846	2016	5	5-0	1.000
1989	6	8-1	.889	2017	6	7-0	1.000
1990	5	5-0	1.000	2018	6	6-0	1.000
1991	5	2-3	.400	2019	8	11-1	.917
1992	6	4-8	.333	2020	5	4-1	.800
1993	5	9-3	.750	2021	4	3-1	.750
1994	3	3-0-1	.875	2022	5	4-3	.571
1995	5	5-2	.714	2023	5	4-1	.800
1996	5	8-4	.667	2024	6	6-0	1.000
1997	5	3-1-1	.700	2025	5	5-0	1.000
1998	6	8-3	.727	2026	5	5-0	1.000
1999	6	11-2	.846	TOTAL	274	322-63-5	.827
2000	5	5-0	1.000				
2001	5	7-1	.875				
2002	7	12-0	1.000				

2026 LSU Gymnastics - at SEC Championships

INDIVIDUAL CAREER TITLES (CURRENT TEAM MEMBERS)

6-Yr Sr. Chase Brock - 2 Total Titles 2 Vault

2025 Titles - 1 total
VT (1) 9.925 1/31 vs #9 Missouri

2023 Titles - 1 total
VT (1) 9.975 3/3 at Podium Challenge

5-Yr Sr. Courtney Blackson - 2 Total Titles (AT LSU) 2 UB

2026 Titles - 2 total
UB (2) 9.950 1/10 at Sprouts Quad
9.950 1/23 vs. Kentucky

Sr. Alexis Jeffrey - 3 Total Titles 3 Bars

2025 Titles - 1 total
UB (1) 9.925 1/31 vs #9 Missouri

2024 Titles - 1 total
UB (1) 9.875 2/9 at #19 Georgia

2023 Titles - 1 total
UB (1) 9.900 2/3 at #17 Georgia

Sr. Ashley Cowan - 3 Total Titles 3 Bars

2025 Titles - 2 total
UB (2) 9.900 2/7 at #14 Alabama
9.875 2/21 at #9 Kentucky

2024 Titles - 1 total
UB (1) 9.950 3/23 at SEC Championships

Jr. Konnor McClain - 18 Total Titles 11 Bars, 7 Beam

2026 Titles - 4 total
UB (4) 9.950 1/16 at #8 Georgia
9.975 2/13 vs #17 Auburn
9.975 3/8 at #4 Florida
9.950 3/13 vs #8 Arkansas

2025 Titles - 5 total
UB (5) 9.925 1/17 vs #7 Florida
9.925 1/24 at #17 Arkansas
9.900 2/7 at #14 Alabama
9.950 2/28 at Podium Challenge
9.975 3/7 vs #10 Georgia

2024 Titles - 9 total
UB (2) 10.000 1/13 at Sprouts Collegiate
Quad

9.875 2/9 at #19 Georgia
BB (7) 10.000 1/26 at #9 Missouri
9.975 2/2 vs #7 Arkansas
9.975 2/16 vs #12 Auburn
9.975 3/15 vs North Carolina
10.000 3/23 at SEC Championships
9.950 4/6 at Fayetteville Regional Final
9.9625 4/20 at NCAA Finals

Jr. Amari Drayton - 8 Total Titles 5 Vault, 3 FX

2026 Titles - 5 total
VT (3) 9.950 1/30 at #7 Missouri
9.950 3/1 at Podium Challenge
9.975 3/8 at #4 Florida
FX (2) 9.950 2/6 vs. #14 Penn State
9.925 2/20 at #1 Oklahoma

2025 Titles - 2 total
FX (1) 9.950 2/14 vs #1 Oklahoma
VT (1) 9.950 3/7 vs #10 Georgia

2024 Titles - 1 total
VT (1) 9.975 2/23 at #5 Florida

Jr. Madison Ulrich - 2 Total Titles (LSU Career) 1 AA, 1 UB

2026 Titles - 2 total
UB (1) 9.950 2/6 vs. #14 Penn State
AA (1) 39.275 1/16 at #8 Georgia

Jr. Kylie Coen - 1 Total Title 1 FX

2026 Titles - 1 total
FX (1) 9.975 3/1 at Podium Challenge

So. Kailin Chio - 54 Total Titles 4 Bars, 13 Beam, 15 Vault, 13 AA, 8 FX

2026 Titles - 31 total
VT (9) 9.925 1/16 at #8 Georgia
9.950 1/23 vs. Kentucky
9.950 1/30 at #7 Missouri
9.975 2/6 vs. #14 Penn State
9.975 2/13 vs #17 Auburn
10.000 2/20 at #1 Oklahoma
9.975 2/27 vs #3 Alabama
9.975 3/8 at #4 Florida
10.000 3/13 vs #8 Arkansas
BB (10) 9.950 1/10 at Sprouts Quad
9.950 1/16 at #8 Georgia
10.00 1/23 vs. Kentucky
9.975 1/30 at #7 Missouri
9.925 2/6 vs. #14 Penn State
9.975 2/13 vs #17 Auburn
10.000 2/20 at #1 Oklahoma
10.000 2/27 vs #3 Alabama
10.000 3/1 at Podium Challenge
10.000 3/13 vs #8 Arkansas
FX (5) 9.950 1/30 at #7 Missouri
10.000 2/13 vs #17 Auburn
9.925 2/20 at #1 Oklahoma
9.975 2/27 vs #3 Alabama
10.000 3/13 vs #8 Arkansas
AA (7) 39.600 1/10 at Sprouts Quad
39.775 1/23 vs. Kentucky
39.600 1/30 at #7 Missouri
39.600 2/6 vs. #14 Penn State
39.875 2/13 vs #17 Auburn
39.850 2/20 at #1 Oklahoma
39.800 2/27 vs #3 Alabama

2025 Titles - 23 total
VT (6) 9.950 1/11 at Sprouts Quad
9.950 1/24 at #17 Arkansas
9.975 2/7 at #14 Alabama
9.925 2/21 at #9 Kentucky
9.950 3/7 vs #10 Georgia
10.000 3/14 at #14 Auburn
UB (4) 9.900 1/3 vs Iowa State
9.925 1/31 vs #9 Missouri
9.875 2/21 at #9 Kentucky
9.950 2/28 at Podium Challenge
BB (4) 9.925 1/3 vs Iowa State
9.925 2/7 at #14 Alabama
9.950 2/28 at Podium Challenge
9.950 4/5 at Penn State Regional Final
FX (3) 9.950 2/14 vs #1 Oklahoma
9.975 3/7 vs #10 Georgia
9.925 4/3 at Penn State Regional 2nd Rd
AA (6) 39.650 1/31 vs #9 Missouri
39.650 2/7 at #14 Alabama
39.725 2/14 vs #1 Oklahoma
39.575 2/21 at #9 Kentucky
39.800 3/7 vs #10 Georgia

So. Kaliya Lincoln - 5 Total Titles 2 VT, 3 FX

2026 Titles - 4 total

VT (1) 9.975 3/8 at #4 Florida
FX (3) 9.950 1/23 vs. Kentucky
9.950 1/30 at #7 Missouri
9.975 3/8 at #4 Florida

2025 Titles - 1 total
VT (1) 9.925 1/31 vs #9 Missouri

So. Lexi Zeiss - 2 Total Title 1 Bars, 1 FX

2026 Titles - 1 total
FX (1) 9.925 2/20 at #1 Oklahoma

2025 Titles - 1 total
UB (1) 9.875 2/21 at #9 Kentucky

2026 LSU Gymnastics - at SEC Championships

2026 TEAM RESULTS

Overall Record: 11-3-1 Regular Season Record: 11-3-1 Postseason Record: 0-0 SEC Record: 5-3 Home: 5-0 Away: 4-3 Neutral: 2-0-1

DATE	MEET	TEAMS	RESULT	TEAM SCORE	VAULT	BARS	BEAM	FLOOR	ATTENDANCE
1/10	at Sprouts Farmers Market Collegiate Quad (West Valley City, Utah)	#1 Oklahoma	T (1st)+	197.500	49.350	49.475	49.500	49.175	5,169
		#2 LSU	T (1st)	197.500	49.325	49.550	49.350	49.275	
		#4 UCLA	W	197.000	49.275	49.425	49.125	49.175	
		#5 Utah	W	195.900	49.600	49.375	47.875	49.050	
1/16	at Georgia^	#8 Georgia	W	197.200	49.250	49.275	49.200	49.475	10,224
		#2 LSU	L	196.850	49.075	49.375	49.450	48.950	
1/23	Kentucky^	#4 LSU	W	198.050	49.250	49.550	49.650*	49.600	13,516
		#39 Kentucky	L	195.775	49.175	48.975	48.550	49.075	
1/30	at Missouri^	#2 LSU	W	197.675	49.425	49.375	49.325	49.550	5,164
		#7 Missouri	L	197.500	49.275	49.350	49.400	49.475	
2/6	Penn State	#3 LSU	W	197.575	49.475	49.275	49.225	49.550	11,603
		#14 Penn State	L	196.125	48.775	48.975	49.200	49.175	
2/13	Auburn^	#2 LSU	W	198.325*	49.550	49.575*	49.425	49.775*	11,171
		#17 Auburn	L	196.825	49.175	49.000	49.400	49.250	
2/20	at Oklahoma^	#1 Oklahoma	W	198.125	49.575	49.600	49.500	49.450	10,234
		#2 LSU	L	197.925	49.475	49.425	49.550	49.475	
2/27	Alabama^	#2 LSU	W	197.975	49.450	49.400	49.525	49.600	13,292
		#3 Alabama	L	197.600	49.300	49.375	49.425	49.500	
3/1	at Podium Challenge (Raising Cane's River Center) Baton Rouge, La.	#2 LSU	W	198.200	49.475	49.550	49.625	49.550	
		#3 Alabama	L	197.650	49.375	49.500	49.175	49.600	
		#17 UNC	L	195.950	49.200	49.225	48.375	49.250	
		Arizona	L	195.00	48.775	48.950	48.975	48.300	
3/8	at Florida^	#4 Florida	W	198.450	49.375	49.625	49.700	49.750	9,229
		#2 LSU	L	198.325*	49.700*	49.375	49.650*	49.600	
3/13	Arkansas^	#2 LSU	W	198.075	49.525	49.375	49.475	49.700	12,365
		#3 Alabama	L	197.100	49.375	48.800	49.500	49.425	
3/21	SEC Championships^	--	--	--	--	--	--	--	--
4/3	NCAA Regionals (Baton Rouge, La)	--	--	--	--	--	--	--	--
4/5	NCAA Regional Final	--	--	--	--	--	--	--	--
4/16	NCAA Semifinal	--	--	--	--	--	--	--	--
4/18	NCAA Championship (Fort Worth, Texas)	--	--	--	--	--	--	--	--
				Season Average	VT Avg.	UB Avg.	BB Avg.	FX Avg.	
				197.857	49.430	49.439	49.477	49.511	

KEY
 * - Denotes season high score, ^ - Denotes SEC meet, # - Denotes School Record, + - Denotes advanced on tiebreaker

2026 LSU Gymnastics - at SEC Championships

LAST WEEK'S LINEUPS

Vault	Season High	Beam	Season High	All-Around	Season High
Lexi Zeiss	9.900	Kylie Coen	9.900	Kailin Chio	39.875
Courtney Blackson	9.900	Lexi Zeiss	9.875		
Victoria Roberts	9.900	Amari Drayton	9.950		
Kaliya Lincoln	9.975	Kaliya Lincoln	9.950		
Amari Drayton	9.975	Konnor McClain	9.975		
Kailin Chio	10.000	Kailin Chio	10.000		

Bars	Season High	Floor	Season High
Lexi Zeiss	9.900	Emily Innes	9.925
Ashley Cowan	9.925	Nina Ballou	9.925
Madison Ulrich	9.950	Kylie Coen	9.975
Alexis Jeffrey	9.875	Amari Drayton	9.950
Courtney Blackson	9.950	Kailin Chio	10.000
Konnor McClain	9.975	Kaliya Lincoln	9.975

2026 GYMNAST SEASON AND CAREER HIGHS

NAME	SEASON HIGHS					CAREER HIGHS				
	VAULT	BARS	BEAM	FLOOR	ALL-AROUND	VAULT	BARS	BEAM	FLOOR	ALL-AROUND
Nina Ballou	9.750	9.900	--	9.925	--	9.750	9.900	--	9.925	--
Courtney Blackson	9.900	9.950	--	--	--	10.000	9.950	--	9.950	--
Molly Brinkman	--	--	--	--	--	--	--	--	--	--
Chase Brock	--	--	--	--	--	9.975	9.875	--	9.925	--
Kailin Chio	10.000	9.950	10.000	10.000	39.875	10.000	9.950	10.000	10.000	39.875
Kylie Coen	--	--	9.900	9.975	--	--	--	9.925	9.975	--
Ashley Cowan	--	9.925	--	--	--	--	9.950	--	--	--
Amari Drayton	9.975	--	9.950	9.950	--	9.975	--	9.950	9.950	--
Emily Innes	--	--	9.900	9.925	--	9.875	--	9.900	9.950	--
Alexis Jeffrey	--	9.875	--	--	--	--	9.950	9.925	9.750	--
Kaliya Lincoln	9.975	--	9.950	9.975	--	9.975	--	9.950	9.975	--
Konnor McClain	9.925	9.975	9.975	8.975	--	9.925	10.000	10.000	9.975	--
Leah Miller	--	--	--	--	--	9.775	--	--	9.875	--
Zoe Miller	--	--	--	--	--	--	--	--	--	--
Haley Mustari	--	9.900	--	--	--	--	9.900	--	--	--
Victoria Roberts	9.900	--	--	--	--	9.900	--	--	--	--
Tori Tatum	--	--	--	--	--	8.750	9.950	--	--	--
Madison Ulrich	9.900	9.950	9.850	9.900	39.450	9.925	9.975	9.900	9.950	39.575
Kathryn Weillbacher	9.525	--	--	--	--	9.950	9.875	9.900	9.925	39.500
Elyse Wenner	--	--	--	--	--	--	--	--	--	--
Lexi Zeiss	9.900	9.925	9.875	9.925	39.400	9.900	9.925	9.875	9.925	39.400

2026 INDIVIDUAL TITLES

Jan. 10 at Sprouts Collegiate Quad

Kailin Chio - BB (9.950), AA (39.600)
Courtney Blackson - UB (9.950)

Jan. 16 at #8 Georgia

Kailin Chio - VT (9.925), BB (9.950)
Konnor McClain - UB (9.950)
Madison Ulrich - AA (39.275)

Jan. 23 vs. Kentucky

Kailin Chio - VT (9.950), BB (10.00), AA (39.775)
Courtney Blackson - UB (9.950)
Kaliya Lincoln - FX (9.950)

Jan. 30 at #7 Missouri

Kailin Chio - VT (9.950), BB (9.975), FX (9.950), AA (39.600)
Amari Drayton - VT (9.950)
Kaliya Lincoln - FX (9.950)

Feb. 6 vs. #14 Penn State

Kailin Chio - VT (9.975), BB (9.925), AA (39.600)
Madison Ulrich - UB (9.950)
Amari Drayton - FX (9.950)

Feb. 13 vs. #17 Auburn

Kailin Chio - VT (9.975), BB (9.975), FX (10.000), AA (39.875)
Konnor McClain - UB (9.975)

Feb. 20 at #1 Oklahoma

Kailin Chio - VT (10.000), BB (10.000), FX (9.925), AA (39.850)
Lexi Zeiss - FX (9.925)
Amari Drayton - FX (9.925)

Feb. 27 vs #3 Alabama

Kailin Chio - VT (9.975), BB (10.000), FX (9.975), AA (39.800)

March 1 at Podium Challenge (ALA, UNC, Arizona)

Kailin Chio - BB (10.000)
Amari Drayton - VT (9.950)
Kylie Coen - FX (9.975)

March 8 at #4 Florida

Kailin Chio - VT (9.975)
Amari Drayton - VT (9.975)
Kaliya Lincoln - VT (9.975), FX (9.975)
Konnor McClain - UB (9.975)

March 13 vs #8 Arkansas

Kailin Chio - VT (10.00), BB (10.00), FX (10.00)
Konnor McClain - UB (9.950)

2026 LSU Gymnastics - at SEC Championships

2026 INDIVIDUAL RESULTS

Nina Ballou

		Vault	Bars	Beam	Floor	A-A
1/10	at Sprouts Collegiate Quad	--	--	--	9.825	--
1/16	at Georgia	--	--	--	--	--
1/23	Kentucky	9.750*	--	--	9.900	--
1/30	at Missouri	--	--	--	9.900	--
2/6	Penn State	--	--	--	9.875	--
2/13	Auburn	--	9.900*	--	9.925*	--
2/20	at Oklahoma	--	--	--	9.850	--
2/27	Alabama	--	--	--	9.900	--
3/1	at Podium Challenge	--	--	--	9.875	--
3/8	at Florida	--	--	--	9.875	--
3/13	Arkansas	--	--	--	9.900	--
3/21	SEC Championships	--	--	--	--	--
4/3	Regional Second Round	--	--	--	--	--
4/5	Regional Finals	--	--	--	--	--
4/16	NCAA Semifinals	--	--	--	--	--
4/18	NCAA Finals	--	--	--	--	--
Season Average		9.750	9.900	--	9.882	--
Season High		9.750	9.900	--	9.925	--
Career High		9.750	9.900	--	9.925	--

Courtney Blackson

		Vault	Bars	Beam	Floor	A-A
1/10	at Sprouts Collegiate Quad	9.825	9.950*	--	--	--
1/16	at Georgia	--	9.850	--	--	--
1/23	Kentucky	--	9.950*	--	--	--
1/30	at Missouri	9.900	9.925	--	--	--
2/6	Penn State	9.725	9.825	--	--	--
2/13	Auburn	9.625	--	--	--	--
2/20	at Oklahoma	9.775	9.800	--	--	--
2/27	Alabama	--	9.825	--	--	--
3/1	at Podium Challenge	--	--	--	--	--
3/8	at Florida	--	9.900	--	--	--
3/13	Arkansas	9.775	9.300	--	--	--
3/21	SEC Championships	--	--	--	--	--
4/3	Regional Second Round	--	--	--	--	--
4/5	Regional Finals	--	--	--	--	--
4/16	NCAA Semifinals	--	--	--	--	--
4/18	NCAA Finals	--	--	--	--	--
Season Average		9.771	9.814	--	--	--
Season High		9.900	9.950	--	--	--
Career High		10.000	9.950	--	9.950	--

Molly Brinkman

		Vault	Bars	Beam	Floor	A-A
1/10	at Sprouts Collegiate Quad	--	--	--	--	--
1/16	at Georgia	--	--	--	--	--
1/23	Kentucky	--	--	--	--	--
1/30	at Missouri	--	--	--	--	--
2/6	Penn State	--	--	--	--	--
2/13	Auburn	--	--	--	--	--
2/20	at Oklahoma	--	--	--	--	--
2/27	Alabama	--	--	--	--	--
3/1	at Podium Challenge	--	--	--	--	--
3/8	at Florida	--	--	--	--	--
3/13	Arkansas	--	--	--	--	--
3/21	SEC Championships	--	--	--	--	--
4/3	Regional Second Round	--	--	--	--	--
4/5	Regional Finals	--	--	--	--	--
4/16	NCAA Semifinals	--	--	--	--	--
4/18	NCAA Finals	--	--	--	--	--
Season Average		--	--	--	--	--
Season High		--	--	--	--	--
Career High		--	--	--	--	--

Chase Brock

		Vault	Bars	Beam	Floor	A-A
1/10	at Sprouts Collegiate Quad	--	--	--	--	--
1/16	at Georgia	--	--	--	--	--
1/23	Kentucky	--	--	--	--	--
1/30	at Missouri	--	--	--	--	--
2/6	Penn State	--	--	--	--	--
2/13	Auburn	--	--	--	--	--
2/20	at Oklahoma	--	--	--	--	--
2/27	Alabama	--	--	--	--	--
3/1	at Podium Challenge	--	--	--	--	--
3/8	at Florida	--	--	--	--	--
3/13	Arkansas	--	--	--	--	--
3/21	SEC Championships	--	--	--	--	--

4/3	Regional Second Round	--	--	--	--	--
4/5	Regional Finals	--	--	--	--	--
4/16	NCAA Semifinals	--	--	--	--	--
4/18	NCAA Finals	--	--	--	--	--
Season Average		--	--	--	--	--
Season High		--	--	--	--	--
Career High		9.975	9.875	--	9.925	--

Kailin Chio

		Vault	Bars	Beam	Floor	A-A
1/10	at Sprouts Collegiate Quad	9.900	9.850	9.950	9.900	39.600
1/16	at Georgia	9.925	9.300	9.950	9.850	39.025
1/23	Kentucky	9.950	9.900	10.000*	9.925	39.775
1/30	at Missouri	9.950	9.725	9.975	9.950	39.600
2/6	Penn State	9.975	9.900	9.925	9.800	39.600
2/13	Auburn	9.975	9.925	9.975	10.000*	39.875*
2/20	at Oklahoma	10.000	9.925	10.000*	9.925	39.850
2/27	Alabama	9.975	9.850	10.000*	9.975	39.800
3/1	at Podium Challenge	9.850	9.950	10.000*	--	--
3/8	at Florida	9.975	9.900	9.975	9.925	39.775
3/13	Arkansas	10.000	--	10.000*10.000*	--	--
3/21	SEC Championships	--	--	--	--	--
4/3	Regional Second Round	--	--	--	--	--
4/5	Regional Finals	--	--	--	--	--
4/16	NCAA Semifinals	--	--	--	--	--
4/18	NCAA Finals	--	--	--	--	--
Season Average		9.952	9.823	9.977	9.925	39.656
Season High		10.000	9.950	10.000	10.000	39.875
Career High		10.000	9.950	10.000	10.000	39.875

Kylie Coen

		Vault	Bars	Beam	Floor	A-A
1/10	at Sprouts Collegiate Quad	--	--	9.900	--	--
1/16	at Georgia	--	--	9.850	--	--
1/23	Kentucky	--	--	9.850	9.825	--
1/30	at Missouri	--	--	9.850	9.900	--
2/6	Penn State	--	--	9.775	9.925	--
2/13	Auburn	--	--	--	9.925	--
2/20	at Oklahoma	--	--	9.875	9.850	--
2/27	Alabama	--	--	--	9.900	--
3/1	at Podium Challenge	--	--	9.875	9.975*	--
3/8	at Florida	--	--	9.825	9.925	--
3/13	Arkansas	--	--	9.750	9.925	--
3/21	SEC Championships	--	--	--	--	--
4/3	Regional Second Round	--	--	--	--	--
4/5	Regional Finals	--	--	--	--	--
4/16	NCAA Semifinals	--	--	--	--	--
4/18	NCAA Finals	--	--	--	--	--
Season Average		--	--	9.839	9.906	--
Season High		--	--	9.900	9.975	--
Career High		--	--	9.925	9.975	--

Ashley Cowan

		Vault	Bars	Beam	Floor	A-A
1/10	at Sprouts Collegiate Quad	--	9.900	--	--	--
1/16	at Georgia	--	9.850	--	--	--
1/23	Kentucky	--	9.875	--	--	--
1/30	at Missouri	--	--	--	--	--
2/6	Penn State	--	--	--	--	--
2/13	Auburn	--	9.875	--	--	--
2/20	at Oklahoma	--	9.900	--	--	--
2/27	Alabama	--	9.925	--	--	--
3/1	at Podium Challenge	--	9.925	--	--	--
3/8	at Florida	--	9.300	--	--	--
3/13	Arkansas	--	9.825	--	--	--
3/21	SEC Championships	--	--	--	--	--
4/3	Regional Second Round	--	--	--	--	--
4/5	Regional Finals	--	--	--	--	--
4/16	NCAA Semifinals	--	--	--	--	--
4/18	NCAA Finals	--	--	--	--	--
Season Average		--	9.819	--	--	--
Season High		--	9.925	--	--	--
Career High		--	9.950	--	--	--

Amari Drayton

		Vault	Bars	Beam	Floor	A-A
1/10	at Sprouts Collegiate Quad	9.250	--	--	9.025	--
1/16	at Georgia	9.850	--	9.925*	9.575	--
1/23	Kentucky	9.700	--	9.925*	9.900	--
1/30	at Missouri	9.950	--	9.925*	9.775	--
2/6	Penn State	9.925	--	9.800	9.950*	--

2026 LSU Gymnastics - at SEC Championships

2026 INDIVIDUAL RESULTS

2/13	Auburn	9.900	--	9.900	9.950	--
2/20	at Oklahoma	9.825	--	9.850	9.925	--
2/27	Alabama	9.825	--	9.175	9.925	--
3/1	at Podium Challenge	9.950	--	9.925	9.900	--
3/8	at Florida	9.975	--	9.950*	9.900	--
3/13	Arkansas	9.850	--	9.825	9.900	--
3/21	SEC Championships	--	--	--	--	--
4/3	Regional Second Round	--	--	--	--	--
4/5	Regional Finals	--	--	--	--	--
4/16	NCAA Semifinals	--	--	--	--	--
4/18	NCAA Finals	--	--	--	--	--
Season Average		9.818	--	9.820	9.793	--
Season High		9.975	--	9.950	9.950	--
Career High		9.975	--	9.950	9.950	--

Emily Innes

		Vault	Bars	Beam	Floor	A-A
1/10	at Sprouts Collegiate Quad	--	--	--	9.875	--
1/16	at Georgia	--	--	--	9.800	--
1/23	Kentucky	--	--	--	9.925	--
1/30	at Missouri	--	--	--	9.850	--
2/6	Penn State	--	--	--	9.875	--
2/13	Auburn	--	--	9.825	9.925	--
2/20	at Oklahoma	--	--	9.900	9.850	--
2/27	Alabama	--	--	9.875	9.900	--
3/1	at Podium Challenge	--	--	9.725	9.900	--
3/8	at Florida	--	--	--	9.850	--
3/13	Arkansas	--	--	--	9.850	--
3/21	SEC Championships	--	--	--	--	--
4/3	Regional Second Round	--	--	--	--	--
4/5	Regional Finals	--	--	--	--	--
4/16	NCAA Semifinals	--	--	--	--	--
4/18	NCAA Finals	--	--	--	--	--
Season Average		--	--	9.831	9.873	--
Season High		--	--	9.900	9.925	--
Career High		9.875	--	9.900	9.950	--

Alexis Jeffrey

		Vault	Bars	Beam	Floor	A-A
1/10	at Sprouts Collegiate Quad	--	--	--	--	--
1/16	at Georgia	--	--	--	--	--
1/23	Kentucky	--	--	--	--	--
1/30	at Missouri	--	--	--	--	--
2/6	Penn State	--	9.675	--	--	--
2/13	Auburn	--	--	--	--	--
2/20	at Oklahoma	--	9.850	--	--	--
2/27	Alabama	--	--	--	--	--
3/1	at Podium Challenge	--	9.875	--	--	--
3/8	at Florida	--	--	--	--	--
3/13	Arkansas	--	9.850	--	--	--
3/21	SEC Championships	--	--	--	--	--
4/3	Regional Second Round	--	--	--	--	--
4/5	Regional Finals	--	--	--	--	--
4/16	NCAA Semifinals	--	--	--	--	--
4/18	NCAA Finals	--	--	--	--	--
Season Average		--	9.813	--	--	--
Season High		--	9.875	--	--	--
Career High		--	9.950	9.925	9.750	--

Kaliya Lincoln

		Vault	Bars	Beam	Floor	A-A
1/10	at Sprouts Collegiate Quad	--	--	9.825	9.850	--
1/16	at Georgia	--	--	--	9.925	--
1/23	Kentucky	9.825	--	9.925*	9.950	--
1/30	at Missouri	9.800	--	9.750	9.950	--
2/6	Penn State	9.875	--	9.750	9.925	--
2/13	Auburn	9.950	--	9.875	9.975*	--
2/20	at Oklahoma	9.950	--	9.925	--	--
2/27	Alabama	9.875	--	9.875	--	--
3/1	at Podium Challenge	9.850	--	9.875	--	--
3/8	at Florida	9.975*	--	9.950*	9.975*	--
3/13	Arkansas	9.950	--	9.900	9.975*	--
3/21	SEC Championships	--	--	--	--	--
4/3	Regional Second Round	--	--	--	--	--
4/5	Regional Finals	--	--	--	--	--
4/16	NCAA Semifinals	--	--	--	--	--
4/18	NCAA Finals	--	--	--	--	--
Season Average		9.894	--	9.865	9.941	--
Season High		9.975	--	9.950	9.975	--
Career High		9.975	--	9.950	9.975	--

Konnor McClain

		Vault	Bars	Beam	Floor	A-A
1/10	at Sprouts Collegiate Quad	--	9.925	9.650	--	--
1/16	at Georgia	--	9.950	9.800	8.975	--
1/23	Kentucky	9.825	9.900	9.950	--	--
1/30	at Missouri	9.825	9.825	9.550	--	--
2/6	Penn State	9.825	9.825	9.850	--	--
2/13	Auburn	--	9.975	9.675	--	--
2/20	at Oklahoma	--	--	--	--	--
2/27	Alabama	9.900	9.900	9.975	--	--
3/1	at Podium Challenge	9.925*	9.900	9.950	--	--
3/8	at Florida	9.925*	9.975	9.900	--	--
3/13	Arkansas	--	9.950	9.925	--	--
3/21	SEC Championships	--	--	--	--	--
4/3	Regional Second Round	--	--	--	--	--
4/5	Regional Finals	--	--	--	--	--
4/16	NCAA Semifinals	--	--	--	--	--
4/18	NCAA Finals	--	--	--	--	--
Season Average		9.871	9.912	9.823	8.975	--
Season High		9.925	9.975	9.975	8.975	--
Career High		9.925	10.000	10.000	9.975	--

Leah Miller

		Vault	Bars	Beam	Floor	A-A
1/10	at Sprouts Collegiate Quad	--	--	--	--	--
1/16	at Georgia	--	--	--	--	--
1/23	Kentucky	--	--	--	--	--
1/30	at Missouri	--	--	--	--	--
2/6	Penn State	--	--	--	--	--
2/13	Auburn	--	--	--	--	--
2/20	at Oklahoma	--	--	--	--	--
2/27	Alabama	--	--	--	--	--
3/1	at Podium Challenge	--	--	--	--	--
3/8	at Florida	--	--	--	--	--
3/13	Arkansas	--	--	--	--	--
3/21	SEC Championships	--	--	--	--	--
4/3	Regional Second Round	--	--	--	--	--
4/5	Regional Finals	--	--	--	--	--
4/16	NCAA Semifinals	--	--	--	--	--
4/18	NCAA Finals	--	--	--	--	--
Season Average		--	--	--	--	--
Season High		--	--	--	--	--
Career High		9.775	--	--	9.875	--

Zoe Miller

		Vault	Bars	Beam	Floor	A-A
1/10	at Sprouts Collegiate Quad	--	--	--	--	--
1/16	at Georgia	--	--	--	--	--
1/23	Kentucky	--	--	--	--	--
1/30	at Missouri	--	--	--	--	--
2/6	Penn State	--	--	--	--	--
2/13	Auburn	--	--	--	--	--
2/20	at Oklahoma	--	--	--	--	--
2/27	Alabama	--	--	--	--	--
3/1	at Podium Challenge	--	--	--	--	--
3/8	at Florida	--	--	--	--	--
3/13	Arkansas	--	--	--	--	--
3/21	SEC Championships	--	--	--	--	--
4/3	Regional Second Round	--	--	--	--	--
4/5	Regional Finals	--	--	--	--	--
4/16	NCAA Semifinals	--	--	--	--	--
4/18	NCAA Finals	--	--	--	--	--
Season Average		--	--	--	--	--
Season High		--	--	--	--	--
Career High		--	--	--	--	--

Haley Mustari

		Vault	Bars	Beam	Floor	A-A
1/10	at Sprouts Collegiate Quad	--	--	--	--	--
1/16	at Georgia	--	--	--	--	--
1/23	Kentucky	--	--	--	--	--
1/30	at Missouri	--	9.900*	--	--	--
2/6	Penn State	--	--	--	--	--
2/13	Auburn	--	--	--	--	--
2/20	at Oklahoma	--	--	--	--	--
2/27	Alabama	--	--	--	--	--
3/1	at Podium Challenge	--	9.775	--	--	--
3/8	at Florida	--	--	--	--	--
3/13	Arkansas	--	--	--	--	--
3/21	SEC Championships	--	--	--	--	--
4/3	Regional Second Round	--	--	--	--	--

2026 LSU Gymnastics - at SEC Championships

2026 INDIVIDUAL RESULTS

4/5	Regional Finals	--	--	--	--	--
4/16	NCAA Semifinals	--	--	--	--	--
4/18	NCAA Finals	--	--	--	--	--
Season Average		--	9.837	--	--	--
Season High		--	9.900	--	--	--
Career High		--	9.900	--	--	--

Victoria Roberts

		Vault	Bars	Beam	Floor	A-A
1/10	at Sprouts Collegiate Quad	9.850	--	--	--	--
1/16	at Georgia	9.650	--	--	--	--
1/23	Kentucky	9.875	--	--	--	--
1/30	at Missouri	--	--	--	--	--
2/6	Penn State	--	--	--	--	--
2/13	Auburn	--	--	--	--	--
2/20	at Oklahoma	9.850	--	--	--	--
2/27	Alabama	9.350	--	--	--	--
3/1	at Podium Challenge	9.850	--	--	--	--
3/8	at Florida	9.850	--	--	--	--
3/13	Arkansas	9.900*	--	--	--	--
3/21	SEC Championships	--	--	--	--	--
4/3	Regional Second Round	--	--	--	--	--
4/5	Regional Finals	--	--	--	--	--
4/16	NCAA Semifinals	--	--	--	--	--
4/18	NCAA Finals	--	--	--	--	--
Season Average		9.772	--	--	--	--
Season High		9.900	--	--	--	--
Career High		9.900	--	--	--	--

Tori Tatum

		Vault	Bars	Beam	Floor	A-A
1/10	at Sprouts Collegiate Quad	--	--	--	--	--
1/16	at Georgia	--	--	--	--	--
1/23	Kentucky	--	--	--	--	--
1/30	at Missouri	--	--	--	--	--
2/6	Penn State	--	--	--	--	--
2/13	Auburn	--	--	--	--	--
2/20	at Oklahoma	--	--	--	--	--
2/27	Alabama	--	--	--	--	--
3/1	at Podium Challenge	--	--	--	--	--
3/8	at Florida	--	--	--	--	--
3/13	Arkansas	--	--	--	--	--
3/21	SEC Championships	--	--	--	--	--
4/3	Regional Second Round	--	--	--	--	--
4/5	Regional Finals	--	--	--	--	--
4/16	NCAA Semifinals	--	--	--	--	--
4/18	NCAA Finals	--	--	--	--	--
Season Average		--	--	--	--	--
Season High		--	--	--	--	--
Career High		8.750	9.950	--	--	--

Madison Ulrich

		Vault	Bars	Beam	Floor	A-A
1/10	at Sprouts Collegiate Quad	9.900	9.900	9.825	9.825	39.450
1/16	at Georgia	9.800	9.825	9.850	9.800	39.275
1/23	Kentucky	--	9.850	--	--	--
1/30	at Missouri	--	9.925	--	--	--
2/6	Penn State	--	9.950	--	--	--
2/13	Auburn	--	9.900	--	--	--
2/20	at Oklahoma	--	9.900	9.825	--	--
2/27	Alabama	--	9.900	--	--	--
3/1	at Podium Challenge	--	9.900	--	9.900	--
3/8	at Florida	--	9.900	--	--	--
3/13	Arkansas	--	9.900	--	--	--
3/21	SEC Championships	--	--	--	--	--
4/3	Regional Second Round	--	--	--	--	--
4/5	Regional Finals	--	--	--	--	--
4/16	NCAA Semifinals	--	--	--	--	--
4/18	NCAA Finals	--	--	--	--	--
Season Average		9.850	9.895	9.833	9.842	39.363
Season High		9.900	9.950	9.850	9.900	39.450
Career High		9.925	9.975	9.900	9.950	39.575

Kathryn Weilbacher

		Vault	Bars	Beam	Floor	A-A
1/10	at Sprouts Collegiate Quad	--	--	--	--	--
1/16	at Georgia	9.525	--	--	--	--
1/23	Kentucky	--	--	--	--	--
1/30	at Missouri	--	--	--	--	--
2/6	Penn State	--	--	--	--	--

2/13	Auburn	--	--	--	--	--
2/20	at Oklahoma	--	--	--	--	--
2/27	Alabama	--	--	--	--	--
3/1	at Podium Challenge	--	--	--	--	--
3/8	at Florida	--	--	--	--	--
3/13	Arkansas	--	--	--	--	--
3/21	SEC Championships	--	--	--	--	--
4/3	Regional Second Round	--	--	--	--	--
4/5	Regional Finals	--	--	--	--	--
4/16	NCAA Semifinals	--	--	--	--	--
4/18	NCAA Finals	--	--	--	--	--
Season Average		9.525	--	--	--	--
Season High		9.525	--	--	--	--
Career High		9.950	9.875	9.900	9.925	39.500

Elyse Wenner

		Vault	Bars	Beam	Floor	A-A
1/10	at Sprouts Collegiate Quad	--	--	--	--	--
1/16	at Georgia	--	--	--	--	--
1/23	Kentucky	--	--	--	--	--
1/30	at Missouri	--	--	--	--	--
2/6	Penn State	--	--	--	--	--
2/13	Auburn	--	--	--	--	--
2/20	at Oklahoma	--	--	--	--	--
2/27	Alabama	--	--	--	--	--
3/1	at Podium Challenge	--	--	--	--	--
3/8	at Florida	--	--	--	--	--
3/13	Arkansas	--	--	--	--	--
3/21	SEC Championships	--	--	--	--	--
4/3	Regional Second Round	--	--	--	--	--
4/5	Regional Finals	--	--	--	--	--
4/16	NCAA Semifinals	--	--	--	--	--
4/18	NCAA Finals	--	--	--	--	--
Season Average		--	--	--	--	--
Season High		--	--	--	--	--
Career High		--	--	--	--	--

Lexi Zeiss

		Vault	Bars	Beam	Floor	A-A
1/10	at Sprouts Collegiate Quad	9.850	9.875	9.850	--	--
1/16	at Georgia	9.850	9.900	9.875*	--	--
1/23	Kentucky	9.900*	9.925*	9.825	--	--
1/30	at Missouri	9.775	9.800	9.825	--	--
2/6	Penn State	9.875	9.775	9.875	--	--
2/13	Auburn	9.850	9.875	9.850	--	--
2/20	at Oklahoma	9.850	9.850	--	9.925*	--
2/27	Alabama	9.875	9.825	9.800	9.900	39.400*
3/1	at Podium Challenge	9.900	--	--	9.850	--
3/8	at Florida	9.825	9.700	9.875	--	--
3/13	Arkansas	9.825	9.850	9.825	--	--
3/21	SEC Championships	--	--	--	--	--
4/3	Regional Second Round	--	--	--	--	--
4/5	Regional Finals	--	--	--	--	--
4/16	NCAA Semifinals	--	--	--	--	--
4/18	NCAA Finals	--	--	--	--	--
Season Average		9.852	9.838	9.844	9.892	39.400
Season High		9.900	9.925	9.875	9.925	39.400
Career High		9.900	9.925	9.875	9.925	39.400

* denotes the athlete set or matched their career high