

#LSU

@LSUsoftball
@BethTorina
/LSUsoftball
@LSUsoftball

LSU

2026 SOFTBALL

SEC CHAMPIONS
1999 · 2000 · 2001 · 2002 · 2004
SEC TOURNAMENT CHAMPIONS
1999 · 2001 · 2002 · 2004 · 2007
WCWS APPEARANCES
2001 · 2004 · 2012
2015 · 2016 · 2017

2026 SCHEDULE/RESULTS

Table with columns: Date, Opponent, TV/Stream, Time/Result. Rows include February (17-4), March (3-6), April (0-0), and May (0-0) games.

All times are central and subject to change. Home games are bolded and played at Tiger Park; ! - Tiger Classic [Baton Rouge, La.]; \$ - Clearwater Invitational [Clearwater, Fla.]; % - Purple & Gold Challenge [Baton Rouge, La.]; ^ - LSU Invitational [Baton Rouge, La.]; * - SEC Contest; SECN - SEC Network; SECN+ - SEC Network+; ~ - SEC Tournament; - - NCAA Tournament

No. 22/19 LSU (21-10, 3-6 SEC) VS. LOUISIANA TECH (17-14, 3-6 CUSA)

BREAKDOWN



No. 22/19 LSU

2026 Record 21-10, 3-6 SEC
Head Coach Beth Torina
LSU Record 599-263 (15th Season)
Overall Record 728-374 (19th Season)



LA Tech

2026 Record 17-14, 3-6 C-USA
Head Coach Josh Taylor
LA Tech Record 152-105 (5th Season)
Overall Record 272-214-1 (10th Season)

BREAKDOWN

- LSU ranks No. 19 in the ESPN/USA Softball Poll and No. 22 in the NFCA/GoRoute Division I Softball Poll.
LSU comes in at No. 16 in the latest RPI rankings and has the No. 7 strength of schedule in the country.
Entering the weekend, the Tigers have four ranked wins (one against then-No. 23 Oklahoma State in the USA Softball Poll).
Head Coach Beth Torina enters her 15th season at the helm of LSU softball and has coached the Tigers to four Women's College World Series appearances.
Coach Torina is the program's all-time wins leader at 599 wins and is going for No. 600 at home against Louisiana Tech. Torina claimed her 700th career victory as a head coach versus LA Tech on April 9, 2025. Torina averages 41 wins per season and has logged 40 or more wins in the last three consecutive seasons.
The Tigers lead the SEC with 15 triples and is second with 48 stolen bases.
The LSU pitching staff has a 2.87 ERA with 152 strikeouts and has five shutouts on the season.
LSU is batting .259 on the season behind 205 hits and has drawn 155 walks, ranking No. 5 in DI Softball.
The Tigers have outscored their opponents 90-41 in the first three innings and 16-2 when scoring first.
The defense has a .973 fielding percentage and has turned 19 double plays, the second-most in the SEC and No. 7 in the NCAA.
LSU holds a 29-4 record over LA Tech in the all-time series, and is currently on a 26-game winning streak.
The Tigers return 12 players from the 2025 roster, including seven starters, highlighted by 2025 NFCA All-Americans, catcher Maci Bergeron and utility player Tori Edwards.
Other notable returners include 2025 NFCA All-Region selections in utility player Sierra Daniel, utility pitcher Jayden Heavener and outfielder Jalia Lassiter.
Pitcher Jayden Heavener is 7-6 in the circle with a 2.79 ERA and a team-high 68 strikeouts in 77.2 innings. Heavener has two shutouts and a save this season.
Pitcher Tatum Clopton holds a 6-1 record with a 2.10 ERA behind 23 strikeouts and has held opposing batters to a .220 clip over 36.2 innings.
Outfielder Jalia Lassiter leads the team with 28 runs, and has a .302 batting average behind 29 hits with 19 RBI.
Utility player Sierra Daniel leads LSU with a .337 batting average and 30 hits. She also has a .990 fielding percentage and has turned 12 double plays this season.
Over the last 20 games, infielder Kylee Edwards leads LSU with 20 hits and a .315 batting average. She has a .287 average with 25 hits, and ranks No. 7 in the SEC with 58 assists on 20 hits this season.
Utility player Alix Franklin leads the SEC with five triples and hit her second home of the season vs. Texas A&M (March 16). She has a .265 batting average on 20 hits.
Utility player Tori Edwards leads the Tigers with five home runs and 22 RBI and 23 walks.
LSU welcomes 11 newcomers, its largest batch of newcomers in program history.

2026 QUICK FACTS

SOFTBALL STAFF

Head Coach	Beth Torina
Alma Mater, Year	Florida, 2000
Record at LSU (Seasons)	599-263 (15)
Career Record (Seasons)	728-374 (19)
Year at LSU	15th Season
Year in Career	19th Season
Assistant Coach	Bryce Neal
Alma Mater, Year	University of Arkansas-Fort Smith, 2015
Year at LSU	3rd Season
Assistant Coach	Sandra Moton
Alma Mater, Year	LSU, 2016
Year at LSU	8th Season
Assistant Coach	Taylor Pleasants
Alma Mater, Year	LSU, 2022
Year at LSU	1st Season
Director of Player Performance & Analytics	Zach Jermain
Alma Mater, Year	LSU, 2024 (PhD)
Year at LSU	3rd Season
Video Coordinator	Matt Karin
Alma Mater, Year	Alabama, 2016
Year at LSU	10th Season
Director of Operations	Mary Wood
Alma Mater, Year	Eastern Illinois, 2005
Year at LSU	2nd Season

TEAM INFORMATION

2025 Overall Record	42-16
2025 SEC Record (Finish)	12-12 (T-9th)
2025 SEC Tournament Finish	Quarterfinals
2025 Postseason	NCAA Regionals
2025 Final Ranking (NFCA/USA Softball)	19/19
Starters Returning/Lost	7/2
Pitchers Returning/Lost	2/3
Newcomers	11

PROGRAM HISTORY

All-Time Record	1409-545-1 (.720)
AIWA Record (1979-82)	67-60 (.515)
NCAA Record (1997-2026)	1343-485-1 (.734)
All-Time SEC Record	490-259-1 (.654)
SEC Western Division Titles	9
Seasons	1997-2002, 2004, 2007, 2013
SEC Regular Season Titles	5
Seasons	1999, 2000, 2001, 2002, 2004
All-Time SEC Tournament Record	48-28 (.631)
SEC Tournament Titles	5
Seasons	1999, 2001, 2002, 2004, 2007
NCAA Tournament Record	88-60 (.594)
NCAA Tournament Appearances	26
Seasons	1998-2004, 2006-2019, 2021-2025
Women's College World Series Appearances	6
Seasons	2001, 2004, 2012, 2015, 2016, 2017

UNIVERSITY

Location	Baton Rouge, La.
Founded	1860
Enrollment	43,385
Nickname	Tigers or Fighting Tigers
Colors	Purple (PMS 268) & Gold (PMS 123)
Mascot	Mike (Bengal tiger)
Conference	Southeastern
President	Dr. Wade Rouse
NCAA Faculty Representative	Dr. Lori Martin



ATHLETICS COMMUNICATIONS

LSU Assistant Communications Director Keonte' Herrera handles the media relations duties for the LSU softball team. Herrera can be reached on his cell phone at (254) 338-7609 or by e-mail at kkh@lsu.edu.

WWW.LSUSPORTS.NET

Information about the Tiger softball team, including player bios, game recaps and notes packets are available online at the Official Website of LSU Athletics, www.LSUsports.net.

Live statistics for all games will be carried on LSUsports.net.

TIGERS ON THE RADIO

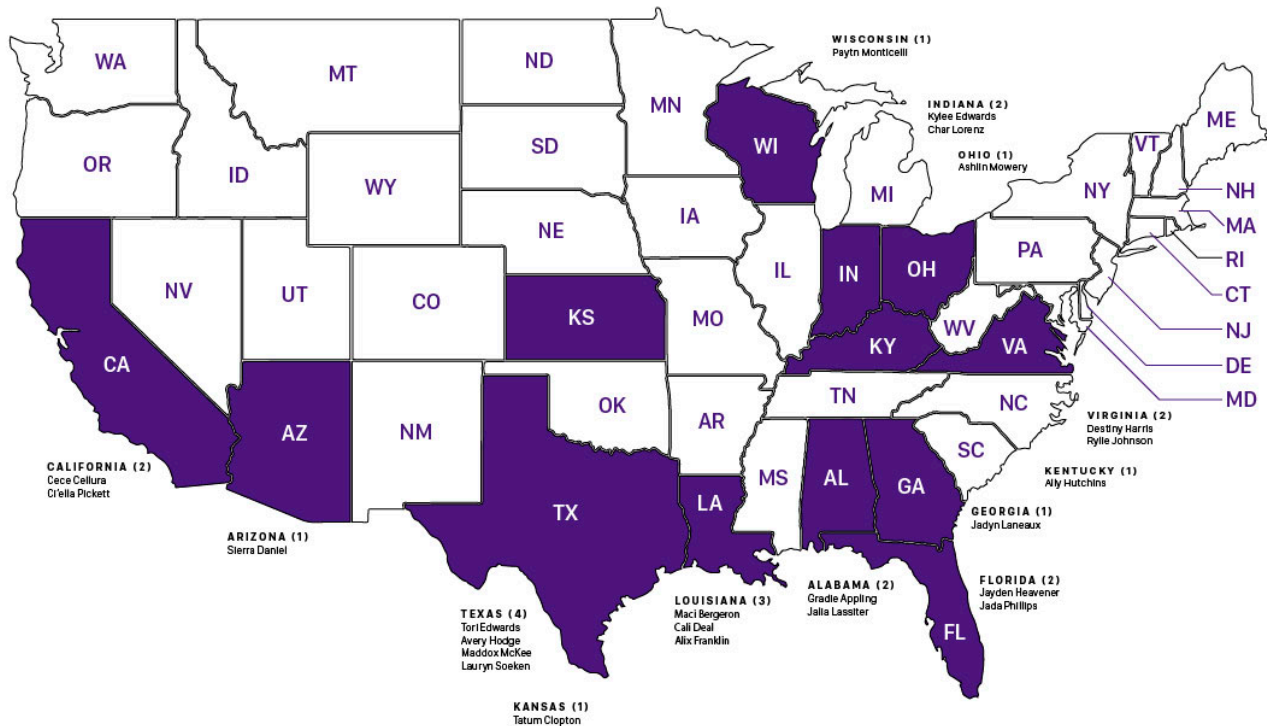
The LSU Sports Radio Network gives Tiger softball one of the most comprehensive audiences in all of collegiate softball. The broadcasts will be available in the Baton Rouge area on 107.3 FM in addition to streaming for free online at LSUsports.net/live. Patrick Wright, the voice of Tiger softball, will provide the play-by-play action. The 30+ game broadcast schedule includes every SEC contest. A full broadcast schedule is available on LSUsports.net.

2026 ROSTER

NUMERICAL

NO.	NAME	POS.	H-T	B-T	CL.-EXP.-LETTERS	HOMETOWN (PREVIOUS SCHOOL)
00	Jayden Heavener	P/UTL	5-6	L/L	So.-1L	Pace, Fla. (Pace HS)
1	Ally Hutchins	INF	5-10	R/R	Jr.-TR	Paducah, Ky. (Kentucky)
2	Maddox McKee	UTL	5-4	L/R	Jr.-2L	Montgomery, Texas (Lake Creek HS)
4	Gradie Appling	UTL	5-5	R/R	Fr.-HS	Juliette, Ga. (Tattnall Square Academy)
7	Jalia Lassiter	OF	5-7	R/R	Sr.-1L	Atmore, Ala. (Ole Miss)
8	Cali Deal	P	6-0	R/L	Fr.-HS	Quitman, La. (Quitman HS)
10	Rylie Johnson	OF	5-6	L/L	Fr.-HS	Spotsylvania, Va. (Fredericksburg HS)
11	Lauryn Soeken	P	5-9	R/R	Fr.-HS	Katy, Texas (Katy HS)
12	Maci Bergeron	C	5-4	R/R	Sr.-3L	Rayne, La. (Notre Dame HS)
14	Ashlin Mowery	UTL	5-11	R/R	Fr.-HS	Lancaster, Ohio (Lancaster HS)
15	Jadyn Laneaux	OF	5-10	L/R	Jr.-2L	Marietta, Ga. (Pope HS)
17	Paytn Monticelli	P	6-2	R/R	Sr.-TR	Cedarburg, Wisc. (Oklahoma)
18	Tatum Clopton	P	5-10	L/R	Sr.-1L	Lawrence, Kan. (Oklahoma State)
20	Alix Franklin	UTL	5-7	R/R	So.-1L	St. Amant, La. (St. Amant HS)
21	Cece Cellura	P	6-0	R/R	Jr.-TR	Glendale, Calif. (San Diego State)
23	Sierra Daniel	UTL	5-4	L/R	Jr.-2L	Chandler, Ariz. (Seton Catholic Prep HS)
24	Char Lorenz	UTL	5-5	R/R	R-So.-TR	Munster, Ind. (Louisville)
28	Jada Phillips	C/UTL	5-4	R/R	So.-1L	Bradenton, Fla. (Braden River HS)
33	Destiny Harris	OF	5-4	R/R	So.-1L	Norfolk, Va. (Granby HS)
42	Tori Edwards	UTL	5-11	R/R	R-So.-1L	Flower Mound, Texas (Edward S. Marcus HS)
44	Ci'ella Pickett	UTL	5-8	R/R	Fr.-HS	Mentone, Calif. (Cajon HS)
67	Kylee Edwards	INF	5-6	R/R	Jr.-TR	Waldron, Ind. (Mississippi State)
82	Avery Hodge	INF	5-6	L/R	Sr.-1L	Richmond, Texas (Oklahoma)

TIGERS BY STATE



PRONUNCIATION GUIDE

00 - Jayden **Heavener** - Heeve-ner
 2 - **Maddox** McKee - Maa-duhx
 4 - **Gradie** Appling - Gray-dee
 7 - **Jalia** Lassiter - Jay-luh Laah-sit-er
 8 - **Cali** Deal - Cal-ee
 11 - Lauryn **Soeken** - So-kin

12 - Maci **Bergeron** - Baa-zher-on
 14 - Ashlin **Mowery** - Mau-ree (like cow)
 15 - Jadyn **Laneaux** - Leh-no
 17 - Paytn **Monticelli** - Mont-ih-sell-ee
 21 - **Cece** Cellura - See See Suh-lure-uh
 24 - **Char** Lorenz - Shar Luh-rinz

28 - **Jada** Phillips - Jade-uh
 44 - **Ci'ella** Pickett - See-el-uh



Beth Torina

Head Coach • 19th Season Overall • 15th Season at LSU • Career Record: 728-374

Beth Torina heads into her 15th season at the helm of the LSU softball program after she returned the Tigers to national prominence with two 50-win seasons, eight 40-win seasons and four trips to the Women's College World Series in 2012, 2015, 2016 and 2017.

Since taking the reins of the program prior to the 2012 season, Torina has led the Tigers to the pinnacle of the sport more than any other LSU head coach. Torina is the program's all-time wins leader with 578 victories entering the 2026 season and is the first skipper to lead the team to Oklahoma City in consecutive seasons in program history (2015-17). She is averaging 41 wins per season in Baton Rouge and had a streak of 123 consecutive weeks ranked in the Top 25 (2014-2022). Under Torina, the Tigers have played a Top 10 strength of schedule every year.

In the 2025 campaign, LSU earned the No. 10 overall seed in the NCAA Tournament, marking its 19th consecutive tournament appearance and 26th appearance overall. The Tigers boasted a 42-16 record for the program's third consecutive 40-win season and eighth over an 11-year span. LSU claimed 18 Top 25 victories, and Coach Torina won her 700th career game as a head coach with a 9-1 win over Louisiana Tech on April 9, 2025.

The 2025 offense finished with seven single season marks ranking in the top five of the program's record book, including a program record .438 on-base percentage. LSU's .332 batting average ranked No. 3, and the club's .484 slugging percentage sits at No. 5. In the circle, the Tigers recorded a 2.74 ERA with 322 strikeouts in 363.1 innings. LSU totaled 14 shutouts, including the program's sixth perfect game in the season opener

against Charlotte on Feb. 7, 2025. The pitching staff allowed 287 hits, marking the sixth-lowest total in a season.

LSU will return two NFCA All-Americans and All-SEC selections from the 2025 roster in catcher Maci Bergeron and utility player Tori Edwards. Edwards was named the 2025 SEC Freshman of the Year, becoming the third player in program history to be the league's top freshman, and first since 2013. In addition to Bergeron and Edwards, LSU returns three NFCA All-Region selections; infielder Sierra Daniel, pitcher Jayden Heavener, who threw the perfect game against Charolette, and outfielder Jalia Lassiter.

Torina earned her B.S. in health sciences and occupational therapy from Florida in 2000. During her playing career with the Gators, she was a member of the 1998 Southeastern Conference regular season championship team as the squad's top pitcher. In the classroom, Torina was a GTE Academic All-American and a finalist for the 2000 H. Boyd McWhorter SEC Scholar-Athlete of the Year.

Before joining the LSU program in June 2011, Torina took Florida International of the Sun Belt Conference to new heights. The two-time SBC Coach of the Year led the Golden Panthers to a 129-111 record in four seasons and directed FIU to its first NCAA Tournament victory in 2010.

Torina and her husband, Nick, were married in January 2010. The couple has three daughters: Taryn, Tatum, and Tenley. They currently reside in Baton Rouge.



Celebrating Coach Torina's Milestone:

Beth Torina, All-Time Games Coached Leader for LSU Softball, celebrates with former head coaches Carol Smith and NFCA Hall of Famer Yvette Girouard.



Career Record: 728-374
Record at LSU: 599-263
Record at FIU: 129-111

Head Coach – LSU

Year	Record
2012	40-25
2013	42-16
2014	38-24
2015	52-14
2016	52-18
2017	48-22
2018	45-17
2019	43-19

Year	Record
2020	21-3
2021	35-22
2022	34-23
2023	42-17
2024	44-17
2025	42-16
2026	21-10

Head Coach – FIU

Year	Record
2011	31-27
2010	38-21
2009	31-29
2008	29-34

YEARS	SCHOOL	NOTES
2012-Present	LSU Head Coach	7x Regional Champion, 2012, 2015, 2016, 2017 Women's College World Series
2008-11	Florida International University Head Coach	2010 NCAA Regionals
2003-07	University of Houston Assistant Coach	Two NCAA Regionals, 2007 Conference USA Champions
2000-02	Stetson University Assistant Coach	2001 Atlantic Sun Regular Season Champions
1997-2000	University of Florida pitcher	1998 SEC Championship Team

TORINA VS. OPPONENTS

Opponent	LSU	FIU	Totals
Alabama	15-17	0-2	15-19
Alcorn State	1-0	0-0	1-0
Arizona	4-3	0-0	4-3
Arizona State	3-2	0-1	3-3
Arkansas	19-11	1-1	20-12
Austin Peay	1-0	0-0	1-0
Auburn	13-13	0-1	13-14
Ball State	1-0	0-1	1-1
Baylor	3-1	0-2	3-3
Belmont	2-0	0-0	2-0
Bethune-Cookman	2-0	3-0	5-0
Bradley	0-0	0-1	0-1
Boise State	2-0	0-0	2-0
Boston College	0-0	1-0	1-0
Boston University	1-0	1-1	2-1
Bucknell	2-0	0-0	2-0
Buffalo	1-0	0-0	1-0
BYU	5-0	0-0	5-0
Campbell	2-0	0-0	2-0
California	1-2	0-0	1-2
Cal Poly	1-0	0-0	1-0
Cal State Fullerton	2-2	0-1	2-3
Cal State Northridge	2-0	0-0	2-0
Central Arkansas	13-1	0-0	13-1
Central Connecticut State	3-0	0-0	3-0
Charlotte	2-0	0-0	2-0
Colorado State	1-0	0-0	1-0
Columbia	0-0	1-0	1-0
Connecticut	2-0	2-0	4-0
Creighton	0-0	0-1	0-1
DePaul	0-1	0-1	0-2
Drake	2-0	0-1	2-1
Duke	0-2	0-0	0-2
East Tennessee State	0-0	0-1	0-1
Eastern Illinois	1-0	2-0	3-0
Eastern Michigan	0-0	1-0	1-0
Fairfield	1-0	0-0	1-0
Florida	11-22	1-4	12-25
Florida A&M	2-0	0-0	2-0
Florida Atlantic	5-0	7-5	12-5
Florida Gulf Coast	0-0	7-3	7-3
Florida State	5-6	0-2	5-8
Fordham	1-0	0-2	1-2
Fresno State	1-0	0-0	1-0
George Washington	2-0	3-0	5-0
Georgetown	0-0	1-0	1-0
Georgia	18-10	0-1	18-11
Georgia Southern	4-0	0-0	4-0
Georgia Tech	2-0	2-0	4-0
Hampton	1-0	0-0	1-0
Harvard	0-1	1-2	1-3
Hofstra	3-1	0-0	3-1
Houston	3-0	0-0	3-0
Howard	1-0	0-0	1-0
Illinois	4-1	0-3	4-4
Illinois-Chicago	1-0	1-0	2-0
Illinois State	7-0	1-1	8-1
Indiana	0-1	2-0	2-1
Iowa	3-0	0-1	3-1
Iowa State	1-0	0-0	1-0
Jacksonville	0-0	1-0	1-0
Jackson State	2-0	0-0	2-0
James Madison	2-1	0-0	2-1
Kansas	2-0	0-0	2-0
Kentucky	15-16	0-1	15-17
Kent St.	1-0	0-0	1-0
Lamar	3-0	0-0	3-0
Liberty	5-1	0-0	5-1
Longwood	2-0	0-0	2-0
Long Beach State	2-0	1-0	3-0
Long Island	1-0	3-0	4-0
Louisiana-Lafayette	16-10	4-11	20-21
Louisiana-Monroe	10-0	10-4	20-4
Louisiana Tech	13-0	0-0	13-0
Louisville	1-1	0-1	1-2
Loyola Marymount	1-1	1-0	2-1
Massachusetts	1-0	0-2	1-2
McNeese State	22-2	0-0	22-2
Memphis	8-0	1-0	9-0
Michigan	4-4	0-0	4-4
Michigan State	2-0	2-1	4-1
Middle Tennessee	0-0	12-2	12-2
Minnesota	3-4	0-0	3-4
Mississippi State	20-7	0-0	20-7
Mississippi Valley State	2-0	0-0	2-0
Missouri	15-13	0-3	15-16
Monmouth	1-0	0-0	1-0
Murray State	1-0	0-0	1-0
Nebraska	2-1	0-0	2-1
Nevada	3-0	0-1	3-1
New Mexico	2-0	0-2	2-2
New Mexico State	1-0	0-0	1-0
Nicholls	16-0	0-0	16-0
Northwestern	5-0	0-0	5-0
Northwestern State	7-0	0-0	7-0
North Carolina	1-1	0-2	1-3
North Carolina State	8-0	1-0	9-0
North Dakota	2-0	0-0	2-0
North Dakota State	1-1	0-0	1-1
North Florida	1-0	4-0	5-0
North Texas	0-0	8-6	8-6
Notre Dame	3-1	0-0	3-1
Ohio	1-0	0-0	1-0
Ohio State	3-0	1-2	4-2
Oklahoma	2-7	0-0	2-7
Oklahoma State	10-3	0-0	10-3
Ole Miss	17-11	0-0	17-11
Omaha	1-0	0-0	1-0
Oregon	0-5	0-0	0-5
Oregon State	4-0	1-1	5-1
Pacific	2-1	0-0	2-1
Pittsburgh	2-0	0-3	2-3
Penn State	5-3	2-1	7-4
Purdue	4-0	0-0	4-0
Prairie View A&M	1-0	0-0	1-0
Providence	0-0	3-0	3-0
Quinnipiac	0-0	2-1	2-1
Radford	0-0	1-0	1-0
Robert Morris	0-0	1-0	1-0
Rutgers	0-0	0-1	0-1
Samford	3-0	0-0	3-0
Sam Houston State	2-0	0-0	2-0
San Diego State	3-1	0-0	3-1
San Jose State	2-0	0-1	2-1
Stanford	1-2	0-0	1-2
Stephen F. Austin	6-0	0-0	6-0
St. John's	0-0	0-1	0-1
St. Joseph's	0-0	0-1	0-1
South Alabama	13-2	6-7	19-9
South Carolina	22-9	0-0	22-9
South Florida	1-0	0-0	1-0
Southeast Missouri	1-0	0-0	1-0
Southeastern Louisiana	10-2	0-0	10-2
Southern Illinois	2-0	1-0	3-0
Southern Utah	1-0	0-0	1-0
SIU	1-0	0-0	1-0
Southern Miss	7-0	0-0	7-0
Stanford	2-3	0-0	2-3
Stetson	0-0	4-1	4-1
Syracuse	1-0	1-0	2-0
Temple	0-0	1-0	1-0
Tennessee	11-21	0-0	11-21
Tennessee State	1-0	0-0	1-0
Tennessee Tech	2-0	2-0	2-0
Texas	5-7	0-0	5-7
Texas-Arlington	2-0	1-1	3-1
Texas A&M-CC	2-0	1-0	3-0
Texas A&M	20-13	0-0	20-13
Texas State	1-0	0-0	1-0
Texas Southern	1-0	0-0	1-0
Texas Tech	6-1	0-0	6-1
Troy	5-1	6-7	11-8
Tulsa	3-1	0-0	3-1
UCF	1-1	2-2	3-3
UCLA	3-4	0-1	3-5
UC Santa Barbara	1-0	0-0	1-0
UNLV	1-0	0-0	1-0
USC Upstate	1-0	0-0	1-0
Utah	3-1	0-0	3-1
Utah State	1-0	0-0	1-0
Virginia	2-0	0-0	2-0
Virginia Tech	2-0	0-1	2-1
Washington	3-3	0-0	3-3
Weber State	1-0	0-0	1-0
Western Kentucky	1-0	7-5	8-5
Western Michigan	0-0	1-0	1-0
Wichita State	1-0	0-0	1-0
Wisconsin	0-0	0-1	0-1

TIGERS IN THE POLLS

NFCA/GoRoute Coaches Poll (3/17/26)

Rank	Team (1st Votes)	Record	Points	Previous
1	Tennessee (23)	26-1	767	1
2	Texas (7)	26-1	737	3
3	Texas Tech	27-2	700	2
4	Alabama	26-1	673	4
5	Florida	29-1	658	5
6	Oklahoma	28-2	635	6
7	UCLA	25-3	635	7
8	Florida State	25-4	538	9
9	Nebraska	21-5	513	10
10	Arkansas	23-4	507	8
11	Mississippi State	27-4	447	12
12	Virginia Tech	23-4	399	11
13	Arizona	21-7	387	13
14	Virginia	25-3	362	14
15	Georgia	20-7	317	15
16	Texas A&M	19-8	315	16
17	Grand Canyon (1)	30-0	414	17
18	Oregon	21-7	277	18
19	Stanford	15-8	122	19
20	Arizona State	22-7	120	25
21	South Carolina	19-10	110	23
22	LSU	18-9	108	20
23	Oklahoma State	18-9	102	21
24	UCF	23-7	99	22
25	Clemson	19-9	82	24

Receiving Votes: Duke (62), North Carolina (49), Purdue (21), Utah (20), Washington (14), Southeastern Louisiana (10), Belmont (6), Baylor (5), North Florida (4), USF (2), Ole Miss (1).

ESPN.com/USA Softball Poll (3/17/26)

Rank	Team (1st Votes)	Conference	Record	Points	Prev.
1	Tennessee (18)	SEC (5-1)	27-1	617	1
2	Texas (7)	SEC (6-0)	26-1	602	3
3	Texas Tech	Big 12 (5-1)	27-2	565	2
4	Oklahoma	SEC (3-0)	28-2	552	4
5	Nebraska	Big Ten (3-0)	21-5	509	5
6	Alabama	SEC (5-1)	26-1	504	6
7	UCLA	Big Ten (6-0)	25-3	476	7
8	Florida	SEC (6-0)	29-1	457	8
9	Arkansas	SEC (3-3)	23-4	414	9
10	Florida State	ACC (3-0)	25-4	407	10
11	Arizona	Big 12 (4-2)	21-7	345	12
12	Mississippi State	SEC (1-2)	27-4	323	14
13	Georgia	SEC (1-2)	20-7	312	13
14	Virginia Tech	ACC (1-2)	23-4	298	11
15	Texas A&M	SEC (2-0)	19-8	284	16
16	Oregon	Big Ten (3-0)	21-7	242	19
17	Washington	Big Ten (6-0)	22-6	195	21
18	Virginia	ACC (4-2)	25-3	184	18
19	LSU	SEC (0-5)	18-9	137	17
20	Duke	ACC (5-1)	18-10	129	25
21	Oklahoma State	Big 12 (2-4)	18-9	127	15
22	Grand Canyon	Mountain West (3-0)	30-0	123	23
23	Stanford	ACC (5-4)	15-8	62	20
24	South Carolina	SEC (0-3)	19-10	56	24
25	UCF	Big 12 (3-3)	23-7	51	22

Receiving Votes: Arizona State (45), Clemson (45), Baylor (37), Belmont (7), Boston U (6), Louisville (2), Auburn (1), Indiana (1), Penn State (1)

11 – SEC, 5 – ACC, 4 – Big Ten, 4 – Big 12, 1 – Mountain West

D1Softball Top 25 Poll (3/17/26)

Rank	Team	Record	Last Week	Prev.
1	Tennessee	27-1	4-1	1
2	Texas	26-1	4-0	2
3	Texas Tech	27-2	2-1	3
4	Alabama	26-1	3-1	5
5	Oklahoma	28-2	4-0	4
6	Nebraska	21-5	3-0	7
7	Florida	29-1	4-0	9
8	UCLA	25-3	4-0	8
9	Arkansas	23-4	2-2	6
10	Florida State	25-4	4-0	11
11	Mississippi State	27-4	3-2	12
12	Arizona	21-7	1-2	13
13	Virginia Tech	23-4	2-2	10
14	Georgia	20-7	1-0	14
15	Texas A&M	19-8	2-0	18
16	Virginia	25-3	3-1	16
17	Oregon	21-7	3-0	21
18	Grand Canyon	30-0	3-0	22
19	Washington	22-6	3-0	23
20	Oklahoma State	18-9	1-2	15
21	Duke	18-10	3-1	NR
22	UCF	23-7	1-2	17
23	LSU	18-9	1-2	20
24	Arizona State	22-7	3-1	NR
25	South Carolina	19-10	4-1	24

Also receiving votes: Stanford, Clemson, Baylor, South Florida, North Carolina, Boston, Michigan, Purdue

Softball America Poll (3/23/26)

Rank	Team	Record	Last Week	Prev.
1	Texas	28-1	2-0	2
2	Texas Tech	30-2	3-0	3
3	Florida	31-2	2-1	7
4	Tennessee	28-3	1-2	1
5	Oklahoma	31-2	2-0	5
6	Alabama	29-2	3-1	4
7	UCLA	27-3	2-0	6
8	Nebraska	24-5	3-0	8
9	Arkansas	27-4	4-0	9
10	Florida State	28-4	3-0	10
11	Georgia	23-8	3-1	11
12	Virginia	27-3	2-0	12
13	Virginia Tech	28-4	5-0	14
14	Mississippi State	29-6	2-2	13
15	Arizona	23-8	2-1	15
16	Oregon	23-8	2-1	16
17	Texas A&M	22-9	3-0	17
18	Duke	22-10	4-0	20
19	Washington	26-6	4-0	19
20	LSU	21-10	3-1	25
21	Clemson	22-10	3-1	23
22	UCF	24-10	1-3	21
23	Oklahoma State	21-10	3-1	22
24	Grand Canyon	33-1	3-1	18
25	Stanford	18-8	3-0	NR

LSU's RECORD WHEN....

WIN-LOSS SUMMARY	OVERALL
Overall	21-10
Non-Conference	18-4
SEC	3-6
SEC Tournament	0-0
NCAA Tournament	0-0
Home	16-2
Away	4-4
Neutral	1-4
*vs. Top 10	0-4
*vs. Top 25	3-9
Louisiana Teams	4-0
Day Games	10-6
Night Games	11-4
February	17-4
March	4-6
April	0-0
May	0-0
June	0-0
Sunday	4-3
Monday	1-0
Tuesday	3-0
Wednesday	0-0
Thursday	2-1
Friday	5-3
Saturday	6-3
RHP Starter	19-7
LHP Starter	2-3
Shutouts	5-3
Run-rule Games	7-1
Extra-inning Games	1-1
One-run Games	4-2
Two-run Games	3-1
Five-run + Games	12-5
Scored 0-2 Runs	3-6
Scored 3-5 Runs	4-3
Scored 6-9 Runs	10-1
Scored 10 + Runs	4-0
Opp. Scored 0-2 Runs	15-0
Opp. Scored 3-5 Runs	6-4
Opp. Scored 6-9 Runs	0-5
Opp. Scored 10 + Runs	0-1
Scored in 1st Inning	10-3
Opp. Scored in 1st Inning	3-5
Scored First	16-2
Opp. Scored First	5-8
Leading after 5 Innings	11-0
Trailing after 5 Innings	2-9
Tied after 5 Innings	2-1
Leading after 6 Innings	12-0
Trailing after 6 Innings	1-7
Tied after 6 Innings	1-2
Out-hit Opp.	16-0
Out-hit by Opp.	4-10
Hits are Tied	1-0

* Rankings based on NFCA Poll

NEWS AND NOTES

Rooted in Tigers

LSU softball's theme for the 2026 season is Rooted in Tigers. Rooted in Tigers represents the foundation, resilience, and legacy of LSU softball. Like the oaks that define LSU's campus, this program is built on deep roots planted by generations before. This team embraces the responsibility to grow those roots through daily work, unity, and resilience—weathering every storm together. Honoring the past while building the future, LSU softball is strong as oak and rooted in Tigers.

The Series

LSU hold a 29-4 record against Louisiana Tech, including a 23-2 margin when playing in Baton Rouge. The Tigers are currently on a 26-game winning streak against the Bulldogs, dating back to the 1982 season.

Tigers in the Polls

LSU ranks No. 19 in the ESPN.com/USA Softball Top 25 Poll and No. 22 in the NFCA/GoRoute Division I Top 25 Poll. The Tigers also sit at No. 23 in the D1Softball Poll, but moves up five spots to No. 20 in the latest Softball America Poll.

SEC - Softball Elite Conference

The SEC has 11 teams in both the NFCA Top 25 poll and the USA Softball poll. The NFCA poll has four SEC teams in the top five and three in the USA Softball poll. Both polls have six teams in the top 10, and has Tennessee as the top-ranked team in the country.

In 2025, 14 of the SEC's 15 member schools reached the 2025 NCAA Tournament. Seven were seeded in the top eight, and nine were among the top 16 national seeds.

The 2024 season saw members of the then 13 member league reach the NCAA Tournament, marking the fourth time the league had a 100 percent rate in league history. The other three times came in 2017-2019.

Strength of Schedule

The Tigers have played a Top 10 strength of schedule every year under Coach Torina. LSU currently has the No. 7 toughest schedule in the country and is ranked No. 16 in the RPI.

LSU Strength of Schedule Rankings

2025 - No. 8
 2024 - No. 4
 2023 - No. 5
 2022 - No. 3
 2021 - No. 2
 2020 - N/A (Covid-19)
 2019 - No. 7
 2018 - No. 10
 2017 - No. 5
 2016 - No. 9
 2015 - No. 3
 2014 - No. 2
 2013 - No. 6
 2012 - No. 7

Last Time Out

LSU picked up its first SEC series win rallying back for a 2-1 series win after dropping the first game in 12 innings. The Tigers batted .218 on 22 hits at South Carolina. Half of the hits were extra-base hits, including eight doubles. In the circle, the pitching staff had a 2.18 ERA, 16 strikeouts and walked only four batters in 25.2 frames. South Carolina was held to a .255 batting average, and LSU's defense had 77 putouts and 25 assists with no errors. LSU turned two double plays on the weekend, bringing its conference-leading mark to 19.

It's A Marathon

LSU's first game against South Carolina lasted four hours and five minutes. It was the fifth game under Head Coach Beth Torina that the Tigers played in a game four hours or longer. LSU is 4-1 in four-hour games in Torina's tenure.

Leading the Way

LSU leads the SEC with 15 triples (No. 4 in the NCAA), including 0.48 triples per game (No. 7 in the NCAA). Alix Franklin leads the league and ranks No. 3 in the nation with five triples.

The Tigers' had five triples in the first six games, tying for the most through the first six games of a season (1999).

A Problem on the Base Pads

LSU set the tone with a perfect 19-of-19 in stolen bases during its opening weekend. The Tigers are now 48-of-52 in stolen bases this season. The Tigers total number of stolen bases, and their average of 1.55 steals per game ranks No. 2 in the SEC.

Against Illinois (Feb. 8), The Tigers stole nine bases, tying the program's second most stolen bases in a game. Kylee Edwards, Tori Edwards and Alix Franklin each had two steals in the contest. It was the most stolen bases since LSU had 10 against Nicholls on Feb. 16, 2008.

Don't Forget the Defense

The Tigers' have a .973 fielding percentage and has turned 19 double plays, which is the second most in the SEC and the seventh most in the country.

Early Trends

LSU has outscored its opponents by 49 runs (90-41) in the first three innings, including a 41-20 margin in the third inning. The Tigers are 16-2 when scoring first, 14-1 when scoring six or more runs, and 15-0 when keeping its opponents to 0-2 runs scored this season.

So Far In SEC Play

LSU has a .207 batting average on 52 hits in conference games alone.

Kylee Edwards leads the team with a .308 average on eight hits, a .538 slugging percentage and a .400 on-base percentage. She also has five runs and four RBI.

In LSU's first SEC series win at South Carolina, 10 of 12 Tigers who had an at-bat recorded a hit. As a unit, the team batted .218 on 22 hits with half of them being extra-base hits, including eight doubles. In the circle the staff had a 2.18 ERA in that series with 16 strikeouts and walked only four batters in 25.2 innings.

The Coaching Staff

Head Coach Beth Torina enters her 15th season at the helm of LSU softball and is the program's all-time leader in wins. The next longest tenured coach on staff is former LSU standout player and Assistant Coach Sandra [Simmons] Moton, who is in her eighth season overall, including her stint as a volunteer coach from 2019-23. Moton oversees outfielders and base running, and will coach at third base on offense.

Assistant Coach Bryce Neal enters his third season leading LSU's hitting game, and Taylor Pleasants joins the coaching staff as an assistant coach. Pleasants will coach the infielders and first base on offense.

Zach Jermain, the Director of Player Performance and Analytics is in his second year with the program in this role. Jermain earned his PhD in mathematics from LSU in 2024, specializing in material science and plasmonic metamaterials.

A Living Legend

Coach Torina has a 599-263 record at LSU and is 728-374 overall in her 19 seasons as a head coach. Torina won her 700th career game as a head coach in a 9-1 run-rule victory against Louisiana Tech on April 9, 2025. She now has the opportunity to win her 600th game as LSU's head coach against the same team.

Torina won her 527th game at LSU to become the program's all-time leader in wins in the 1-0 shutout at No. 4 Tennessee on April 20, 2024. She surpassed LSU Hall of Fame Coach Yvette Girouard (2001-2011) who has 526 wins in 11 seasons.

Coach Torina won game No. 500 at LSU in the 7-6 walk-off victory against then No. 6/8 Oklahoma State (Feb. 17, 2024). Torina is the second LSU Softball Head Coach to reach 500 wins and is one of five coaches in LSU history who have reached 500 career wins. Torina is the only active coach at LSU with 500 wins.

LSU Coaches	Record
Skip Bertman (Baseball)	870-330-3
DD Breaux (Gymnastics)	868-467-7
Paul Mainieri (Baseball)	641-285-3
Beth Torina (Softball)	599-263
Harry Rabenhorst (2 sports)	569-505-7
Men's Basketball	340-264
Baseball	229-241-7
Yvette Girouard (Softball)	526-171-1

*** Sports such as golf, cross country and track & field were not listed.**

Four WCWS Trips Under Torina

The LSU softball program has advanced to the Women's College World Series (WCWS) four times under Torina. LSU and UCLA were the only programs that advanced to Oklahoma City during three-consecutive seasons during 2015-2017. LSU last appeared in the WCWS in 2017.

Torina's All-American Aces

Coach Torina has developed five All-American pitchers during her time in the Bayou.

Rachel Fico	2012, 2013
Allie Walljasper	2015, 2017, 2018
Carley Hoover	2015, 2018
Shelbi Sunseri	2019
Sydney Berzon	2023, 2024

The LSU 2026 Pitching Staff

The LSU Tigers 2026 pitching staff will take a pitching by committee approach early in the season. With roughly 6-7 arms in the bullpen, the staff offers a wide range of looks and will seek to match situations rather than defining roles early.

The staff is made up by returners in Tatum Clopton and Jayden Heavener, two transfers in Cece Cellura and Paytn Monticelli, and then a pair of freshmen in Cali Deal and Lauryn Soeken. Utility player Ashlin Mowery has a background in pitching as well.

Taking Over as Ace

Jayden Heavener is 7-6 on the season with a staff-best 68 strikeouts in 77.2 innings. She has a 2.83 ERA and has two complete game shutouts, and nine complete games this season.

In two appearances at South Carolina, Heavener went 1-1 with 11 strikeouts in 14.1 innings. She had a 0.98 ERA by only allowing two runs, and held opposing batters to a .163 average.

Heavener recorded a season-high 11 strikeouts at McNeese (Feb. 24), marking her second double-digit strikeout performance of the year. For the second consecutive season, Heavener threw double-digit strikeouts in a season opener after fanning 10 in a complete-game 11-3 victory over NC State (Feb. 5).

Heavener's nine complete games ranks No. 2 in the SEC and No. 15 in the nation. Her two shutouts sits at No. 9 in the league, and her 77.2 innings pitched are the seventh-most in the SEC.

HEAVE HO!

Heavener looks to build off a solid freshman season that placed her on the 2025 NFCA Gulf All-Region Second Team.

In 21 starts and 25 appearances, Heavener was 13-5 in the circle and had a 2.75 ERA behind 152 strikeouts in 119.2 innings pitched. She tossed 11 complete games and five shutouts, including a perfect game.

Heavener allowed 68 hits, setting a program record for fewest hits allowed in a season, and her .164 opposing batting average is the seventh-lowest average allowed in the club's single season record book.

A Perfect Start

Heavener began her college career by throwing the program's sixth perfect game in the 2025 season opener against Charlotte (Feb. 7, 2025). She had 13 strikeouts in 6.0 innings of work. Heavener is the third pitcher under Coach Torina to throw a perfect game, the second to throw a complete game as a freshman, and the first in program history to throw a perfect game in their collegiate debut.

LSU's List of Perfect Games

Heavener's perfect game in 2025 was the first since 2020. Below is a list of the perfect games thrown at LSU:

- 1. Jayden Heavener***
Charlotte (6 IP) Feb. 7, 2025
- 2. Maribeth Gorsuch**
Belmont (7 IP) Feb. 22, 2020
- 3. Sydney Smith***
Tennessee Tech (5 IP) March 4, 2016
- 4. Rachele Fico**
Southeastern La. (5 IP) Feb. 16, 2011
- 5. Tiffany Garcia**
Grambling St. (5 IP) Feb. 16, 2006
- 6. Britni Sneed/Sarah Meadors***
Tennessee (5 IP) March 18, 2001

*** Freshman Season**

An LSU Lefty?

Heavener is in rare air as she is the first left-handed pitcher with considerable innings pitched for LSU since Julie Stashko (1997-2000). Stashko had a 29-6 career record with a 1.68 ERA in 274.1 innings pitched. The Tigers will add another lefty to the fold this season in freshman pitcher Cali Deal.

Two other players in program history logged a few innings as a left-handed pitcher, but were utility players who played more in the field rather than pitched.

Two-time All-American outfielder Kirsten Shortridge (2009-2010) made 23 appearances in the circle and was 8-5 with 64 strikeouts in 81.1 innings pitched. Leslie Barron spent one season with LSU in 2002, and mostly played at first base. She threw 2.0 innings in two appearances and never was the pitcher of record.

SEC STANDINGS

TEAM	CONF	CONF %	OVERALL	OVERALL %	STRK
Texas	6-0	1.000	28-1	.966	W26
Oklahoma	5-0	1.000	31-2	.939	W20
Florida	8-1	.889	31-2	.939	W2
Texas A&M	5-1	.833	22-9	.710	W3
Alabama	7-2	.778	29-2	.935	W1
Tennessee	6-3	.667	28-3	.903	L2
Arkansas	3-3	.500	27-4	.871	W4
Georgia	3-3	.500	23-8	.742	W1
LSU	3-6	.333	21-10	.677	W2
Mississippi St.	2-4	.333	29-6	.829	L1
Auburn	2-4	.333	21-10	.677	W2
South Carolina	1-5	.167	21-12	.636	L2
Missouri	1-5	.167	15-18	.455	L1
Kentucky	1-8	.111	20-12	.625	L3
Ole Miss	0-8	.000	20-13	.606	L2

INDIVIDUAL CAREER RECORD WATCH

FIELDING PERCENTAGE (Min. 600 Chances)

.995	Maci Bergeron (845 chances)	2023-Present
.9923	Kristen Hobbs (647 chances)	2004-2007
.9917	Killian Roessner (1,678 chances)	2005-2008
.9911	Jennie Reeves (1,239 chances)	2000-2003
.9908	Leigh Ann Danos (759 chances)	2002-2004
.9897	Raeleen Gutierrez (1,166 chances)	2020-2024
.9885	Kelsi Kloss (1,046 chances)	2013-2016
.9885	Jennifer Schuelke (1,300 chances)	1998-2001
.9884	Shaunte' Fremin (1,726 chances)	1997-2000
.9881	Anissa Young (1,007 chances)	2009-2011

PUTOUTS

1,616	Shaunte' Fremin	1997-2000
1,512	Killian Roessner	2005-2008
1,301	Sandra Simmons	2013-2016
1,193	Jennifer Schuelke	1998-2001
1,152	Amanda Doyle	2017-2021
1,125	Jennie Reeves	2000-2003
1,112	Raeleen Gutierrez	2020-2024
1,012	Morgan Russell	2009-2012
1,003	Stephanie Hill	2003-2006
992	Sahvanna Jaquish	2014-2017

921	Maci Bergeron	2023-Present
------------	----------------------	---------------------

WALKS

165	Sahvanna Jaquish	2014-2017
141	Bianka Bell	2013-2016
130	Georgia Clark	2019-2023
122	Rachel Mitchell	2007-2010
121	Danieca Coffey	2021-2025
119	Taylor Pleasants	2020-2024
116	A.J. Andrews	2012-2015
115	Shelbi Sunseri	2018-2022
115	Julie Wiese	2001-2004
110	Ashley Langoni	2009-2012

87	Maci Bergeron	2023-Present
-----------	----------------------	---------------------

NEWS AND NOTES

Clopton Clamp

Tatum Clopton looks to have returned to form after a long layoff prior to the 2025 season. In 36.2 innings pitched, Clopton, who is 6-1 in the circle has a 2.10 ERA, has held opposing batters to a .220 average and has 23 strikeouts. Clopton has combined for two shutouts this season and has one save.

Most recently, Clopton shined in the series finale against Texas A&M (March 16) where she matched a season-high six strikeouts and picked up the win in her first complete game of the season.

Clopton had a phenomenal start to the 2026 season. Clopton's first appearance came in relief trailing 5-0 to NC State (Feb. 6) before dealing six strikeouts, and giving up one hit and no runs over 4.2 innings in what was LSU's walkoff victory. She then started in the weekend finale against Lamar (Feb. 8), where she retired 12 of the 13 batters she faced with three strikeouts, one hit, no runs and no walks in 4.0 innings.

The Comeback

Clopton returned to the circle in 2025 for the first time since 2022 at Oklahoma State due to injuries. Clopton finished the season with a 7-2 record and 3.14 ERA with 45 strikeouts in 58.0 innings pitched.

Clopton started in eight games, appeared in 15, and threw three complete games and one shutout. Clopton held opposing batters to a .186 average, and allowed 39 hits. Clopton threw a career-high 10 strikeouts in 7.0 innings against UT Arlington (Feb. 14, 2025).

The fifth-year senior is 14-3 all-time in the circle with a 2.69 ERA behind 75 strikeouts in 101.2 innings pitched.

One Thousand and Fifty-Seven Days

Clopton was sidelined for the 2023 and 2024 seasons, approximately 1,057 days, due to a shoulder injury. She was part of two WCWS teams at Oklahoma State before transferring to LSU after the 2023 season. In her return, Clopton earned a win against Charlotte (Feb. 8, 2025), where she combined for a shutout, throwing four strikeouts and gave up only one hit and one walk in her LSU debut.

As a freshman in 2022, Clopton was 1-0 in the circle with two appearances. She had eight strikeouts and joined in on one shutout. She logged five strikeouts and no earned runs on two hits in her lone career start, capturing her first win against Cal Baptist (Feb. 12, 2022).

Clopton is a two-time Kansas Gatorade Player of the Year.

21 Savage

Pitcher Cece Cellura is 4-2 this season and has pitched the second-most innings at 46.1. She has 20 strikeouts and a 3.32 ERA this season.

Cellura threw her second consecutive complete game of the 2026 season, both in game two against South Carolina (March 21) and Texas A&M (March 15).

Against South Carolina, Cellura had two strikeouts and allowed only one run on eight hits, and handed out no walks. Against A&M, she fanned six batters and allowed three runs on three hits and no walks.

Cellura pitched a career-high 8.0 innings in the 10-inning classic against UL Lafayette (Feb. 21). In that game, Cellura struck out three batters and gave up five hits and one unearned run.

The Legend of Cellura

Cellura, the most experienced arm in the bullpen in terms of innings pitched, earned her first win in the 9-1 victory over Illinois (Feb. 8).

Cellura is a two-time Mountain West Conference Tournament Champion at San Diego State and came to LSU with a 27-14 career record in the circle with a 2.48 ERA and 139 strikeouts in 262.0 innings.

Cellura, a 2025 All-Mountain West First Team selection who led SDSU to the NCAA Tournament last season, posted a 19-9 record, a 2.28 ERA and 94 strikeouts in 153.2 innings pitched. She threw four shutouts, led the Mountain West with a 4.70 strikeout-to-walk ratio, and ranked No. 3 in NCAA Division I softball with 0.91 walks per seven innings.

Stuntin' Like Her Daddy

Cece's father Mike, played professional men's slow pitch softball and was inducted into the United States Specialty Sports Association's Hall of Fame in 1988.

He is a two-time World Champion and was named to the All-World Team six times. A true slugger, he hit over 1,000 home runs in tournament play and batted over .600 at the World Series seven different times.

Monticelli for the Win

Pitcher Paytn Monticelli had her best performance as an LSU Tiger so far in the combined 7-0 shutout against Memphis, where she struckout a season-high nine batters and held the opposing offense to a .100 clip over 6.0 inings. Monticelli is 2-1 this season with 29 strikeouts in 28.1 innings.

The senior earned her first win in the circle as a Tiger in a complete game against Nevada (Feb. 6). Monticelli struck out five batters and gave up eight hits, two runs and two walks. It was her 10th career win in the circle.

Lady Whistledown in Louisiana

Dearest gentle readers,

It would seem that Paytn Monticelli has arrived in Baton Rouge with both reputation and results firmly in tow. Born in Lakenheath, England, this globally seasoned right-hander has long carried an air of distinction about her game. A two-time Wisconsin Gatorade Player of the Year, Monticelli first announced herself at Wisconsin before polishing her craft under the brightest of spotlights at Oklahoma, where she played a hand in the Sooners' 2024 Women's College World Series championship.

Her international ties proved no mere novelty, as she claimed a bronze medal with Great Britain at the 2025 European Championships. In that tournament, she was nothing short of ruthless in the circle—posting a pristine 0.00 ERA, striking out 33 over 16.1 innings, and holding opposing batters to a paltry .073 average. One suspects this Tiger's presence will not go unnoticed... or unanswered.

The Newbies

The freshmen hurlers are Cali Deal (Quitman, La.), Lauryn Soeken (Katy, Texas) and potentially, utility player Ashlin Mowery (Lancaster, Ohio).

Deal is a three-time Louisiana Sports Writers Association First Team selection, and a finalist for the 2024 Louisiana Gatorade Player of the Year.

Soeken was selected to the 19-6A All-District First team and won the USSSA State Gold Glove Award, and Mowery is a four-time Ohio Capital Conference First Team selection and was named the 2025 Central District Division I Player of the Year.

Money Mowery

Mowery earned her first decision after striking out four and allowed one hit, one walk and no runs in 5.1 innings against Howard in her first career start (Feb. 22).

Mowery made her debut against Lamar on Feb. 8, where retired three of the four batters she faced, capped by her first collegiate strikeout.

Overall this season, Mowery has a 0.72 ERA, has combined for three shutouts and has five strikeouts in 9.2 innings.

The Real Deal

In her first career start, Cali Deal picked up her first decision, a win, after striking out three and surrendered one run (unearned), two hits and one walk in 4.0 innings at Nicholls (March 10).

She made her first SEC appearance against Texas A&M (March 14), where she struck out two batters in 3.0 innings in relief.

Deal slammed the door in the run-rule victory over Memphis (Feb. 27). Deal struck out the first two batters she faced, marking her first two collegiate strikeouts.

Deal entered the circle during opening weekend in relief for the final inning against Illinois on Feb. 8. Deal surrendered two hits and one unearned run against the Fighting Illini.

Maestro Neal

Bryce Neal, the conductor of this LSU offense, put together an explosive unit in 2025 behind a philosophy based off efficiency, quality plate decision-making within at-bats, and sustained pressure. Power was not the foundation of the unit, which had just 42 home runs, yet still ranked in the top five of the program's single-season record book, including a program record .438 on-base percentage, a .332 batting average that ranked No. 3, and a .484 slugging percentage that sits at No. 5. The Tigers 398 runs ranked No. 6 in the SEC and had 359 RBI, both of which ranks No. 3 in the program's record book.

Keep Building

It has been a slow start offensively in 2026, but the offense will look to continue to build on its efficiency from a year ago, but also add more power.

We saw a taste of that power with five home runs in the SEC opening series at Tennessee (March 6-8), and 11 hits against South Carolina (March 20), marking a season-high against SEC competition. The Tigers have continued to show great plate discipline, drawing 155 walks, which ranks No. 5 in Division I Softball.

The Tigers, who have 205 hits this season on a .259 batting average, logged a season-high 14 hits at Nicholls (March 10). The Tigers have reached double-digit hits five times this season.

LassitHER

Jalia Lassiter, one of the team captains for the 2026 season, is batting .302 and has 29 hits. She paces the team with 28 runs, 11 extra-base hits, and eight stolen bases. Her extra-base hits are comprised of six doubles, three home runs and two triples.

Two of Lassiter's home runs came in the SEC opening series at No. 1 Tennessee.

During opening weekend, Lassiter smacked a two-run home run to walk-off NC State (Feb. 6) after overcoming a 5-0 deficit.

Home Run Walk-Off History

Lassiter's walk-off home run was the program's first since Karli Petty did it on April 10, 2024 versus Southeastern Louisiana.

Lassiter's was the first walk-off in regulation since Taylor Pleasants launched one against Utah on Feb. 17, 2023.

Outfield U Continues with 7 at the Center

Lassiter became a three-time NFCA All-Region selection after batting .330 with 61 hits including 15 doubles, one triple and three homers, highlighted by one grand slam in her first season with the Tigers. She also scored 51 runs and had 41 RBI.

Lassiter locked down the centerfield position in all 58 games last season, turning in a perfect fielding percentage with 57 putouts and two assists.

Don't Sleep on 23

Infielder Sierra Daniel is a consistent presence for LSU on both sides of the field.

Daniel leads the club with a .337 batting and 30 hits, including 10 extra base hits, featuring six doubles and four triples (No. 3 in the SEC and No. 13 in the NCAA). Daniel also has 21 runs and 15 RBI. Daniel has earned 22 walks and is 7-for-7 in stolen bases.

The junior infielder also has a .990 fielding percentage with 53 putouts, 46 assists and one error, and has turned 12 double plays this year.

Miss Consistent

Daniel's numbers are nothing new for LSU fans. The 2025 NFCA All-Region selection is a career .300 hitter inside or outside of SEC play for most of her career (working on in-conference average right now).

Last season, Daniel registered a .381 average on 40 hits, including two home runs, and had a .460 on-base percentage last season. She also scored 32 runs and drove in 19.

The veteran second baseman had a .970 fielding percentage in 2025 with 74 assists, 56 putouts and four errors. She had a 17-game and 13-game stretch without an error last season.

A True Overcomer

In August 2023 during a physical, it was discovered that Daniel had Wolff Parkinson White Syndrome, a heart condition that causes the heart to beat abnormally fast for periods of time.

With the help of our partners at Our Lady of the Lake, Daniel was able to have a procedure to address this issue. She missed roughly one week of practice in the fall of 2023 before being fully cleared to return with no complications.

Six Seven

Over the last 20 games post the Clearwater Invitational, infielder Kylee Edwards leads the team with 20 hits and a .351 batting average, including four three-hit games, three of which were done against Louisiana schools (ULL, McNeese, Nicholls).

On the season, K. Edwards is batting .287 with 25 hits, has scored 19 runs and is 7-for-7 in stolen bases.

NEWS AND NOTES

The Kylee Show

K. Edwards has strung together a few good outings now, but none better than at South Carolina (March 20-22). K. Edwards led LSU with a .455 batting average, a 1.000 slugging percentage and a .538 on-base percentage in the series win. She had a team-high five hits, four RBI and added three runs. She totaled 11 bases and hit her second home run and triple of the season.

K. Edwards has matched her single-game high of three hits for a fourth time in game one at South Carolina (March 20), where she was a double shy of hitting the cycle.

The junior infielder had three hits twice over a four-game stretch, and capped a three-game hitting streak with her first home run as an LSU Tiger (vs. Memphis, Feb. 27) - the 15th of her career.

K. Edwards hit a walk-off triple as part of a 3-for-4 performance and two RBI outing against UL Lafayette (Feb. 21).

In the field, the shortstop has 58 assists (No. 7 in the SEC), 45 putouts and five errors. She has also turned five double plays.

The Glove Transfer

K. Edwards has been spotted wearing LSU All-American and now assistant coach Taylor Pleasants' old glove.

K. Edwards began to wear Pleasants' glove in the fall when the former standout shortstop offered the newcomer to practice with it due to her glove being in a terrible condition.

Although she eventually got a new glove K. Edwards stated about Pleasants' glove "I found that it had the best pocket I've ever seen in my life."

"I know she [Pleasants] did good with it so I decided to keep it and it's worked pretty good for me so far."

K. Edwards plans to use the glove for the remainder of the season.

Staying in the South

K. Edwards, a 2025 NFCA South All-Region selection from Mississippi State, joined LSU with two years of eligibility remaining.

K. Edwards started in 111 games of the 112 appearances she has made in her collegiate career prior to 2026.

Last season, K. Edwards started all 58 games at shortstop and batted .290 with 47 hits, 34 runs and 37 ribbies. She had 18 extra-base hits, including nine homers, and had a .945 fielding percentage with 87 assists, 69 putouts and nine errors.

In two seasons at State, K. Edwards put together a .290 batting average with 83 hits and has 14 home runs.

Super Char

Utility player Char Lorenz has also had a big turnaround after the first two weekends of the season. In the next 17 games after the Clearwater Invitational, Lorenz led the Tigers with a .333 batting average, three home runs, 14 runs and 15 walks.

Lorenz is batting .273 on the season and has 21 hits, including four home runs, with 19 runs, 13 RBI and has drawn 20 walks.

In the field, she has seen time in left field and behind the plate, tallying 79 putouts, four assists and three errors.

Lorenz had two hits, including her fourth homer of the season in the SEC opening series at Tennessee, and recorded her fourth multi-hit game of the season at Nicholls.

Char Lorenz	Through Clearwater	Next 17 Games
Batting Average	.214	.333*
Runs	4	14*
Hits	6	14
Extra-Base Hits	2	6
Home Runs	1	3*
RBI	3	10
Walks	4	15*
Stolen Bases	0-1	3-3

* = Led team within span.

A Breakout Weekend

Lorenz turned in a big weekend prior to the start of SEC play, where she batted .400 with all four of her hits being extra-base hits, including two solo home runs at McNeese (Feb. 24). It was the second time Lorenz had two homers in a game in her career (first at LSU).

She then had two doubles and four RBI against Iowa (Feb. 28), bringing her total for the week to seven ribbies and scored a team-high five runs. She also drew seven walks.

Lorenz hit the first home run for LSU in the 2026 season, a two-run shot in the 6-2 win over Nevada (Feb. 6).

She Has Promise

Lorenz came out and established herself quickly in college softball after being named a 2025 All-ACC selection as a freshman at Louisville.

Lorenz produced a .368 batting average and a .677 slugging percentage with 25 extra-base that included 11 doubles, five triples and nine home runs last season. Overall, Lorenz had 57 hits, scored 32 runs and had 13 stolen bases. Last season in the outfield, Lorenz had a .967 fielding percentage with 87 putouts, two assists and three errors.

Reunited

K. Edwards and Lorenz grew up near each other in Indiana and played club ball for the Indiana Magic Gold.

Franklin Is A Gamer

Head Coach Beth Torina has called utility player Alix Franklin a gamer and she was not lying.

Franklin has a 10 extra-base hits this season, five of which are triples, which leads the SEC and ranks No. 3 in the country. She also has two home runs after belting her second homer of the season against Texas A&M (March 17).

Overall, Franklin has a .265 batting average with 22 hits, 13 runs and 15 RBI. She also has assisted in two double plays from the outfield, a new position for the sophomore.

Franklin had a career-high three-hit game at Nicholls, where she was a home run shy of hitting for the cycle. She also had two RBI, marking her fourth multi-RBI game of the season.

Slow Start, But Coming On

Tori Edwards leads the Tigers with five home runs after hitting her first home run against an SEC opponent in the Texas A&M series. She also leads the team with 22 RBI and 23 walks this season. She is 7-for-7 in stolen bases and is batting .241 with 20 hits.

Just Keep Swinging

Although drawing four walks in game one at South Carolina - the most walks in a game since Savannah Jaquish in 2017 - T. Edwards was 0-for-8 in the series before hitting the series-clinching two-run double in the series finale at South Carolina.

Tori Tanks

After putting up one of the greatest freshman campaigns in program history highlighted by 18 home runs, T. Edwards' second homer of the season made her the fastest player to reach 20 career home runs, taking just 68 games.

Name	Games
Tori Edwards	68
Shelbi Sunseri	69
Savannah Jaquish	70
Bianka Bell	102

The Report Card

T. Edwards was selected as a 2025 NFCA All-American, and the 2025 SEC Freshman of the Year. She is the program's third SEC Freshman of the Year and first since Bianka Bell in 2013.

T. Edwards set a single-season program record with a .802 slugging percentage and tied for a program-best 18 home runs. She also ranked inside the top 10 with 73 RBI (No. 3) and an .495 on-base percentage (No. 9). Overall, T. Edwards led LSU with a .375 batting average behind 62 hits, scored 52 runs and drew 37 walks.

In the field, T. Edwards had 346 putouts at first base. and tallied eight assists.

Multi Grand Slams in Single Season

LSU hit seven grand slams in 2025, marking a program record. Tori hit four alone, which is a program record as well. LSU has had four consecutive seasons with a player hitting multiple grand slams.

Tori Edwards - 4	2025
Shemiah Sanchez - 3	2019
Ali Newland - 2	2024
Ciara Briggs - 2	2023
Georgia Clark - 2	2022
Kellsie Kloss - 2	2016
Savannah Jaquish - 2	2015
Anissa Young - 2	2009

Louisiana's Finest

Catcher Maci Bergeron is batting .193 on 17 hits, including two home runs and six doubles. The senior has 17 RBI this season.

In the SEC home opening series against Texas A&M, Bergeron hit a two-run double for her 20th career multi-RBI game.

Bergeron is a 2025 NFCA All-American and All-SEC selection after a career season at the plate last season. She batted .364 behind 60 hits, had a .498 on-base percentage, tallied 49 RBI, 37 runs and drew 45 walks. Bergeron had 19 extra-base hits last season, including nine home runs. Bergeron's numbers in 2025 showed displayed her improvement compared to her numbers in her first two seasons.

NEWS AND NOTES

Category	2023-24	2025
Batting Average	.239	.364
Hits	53	60
Extra-Base Hits	14	19
Home Runs	5	9
RBI	27	49
Walks	25	45
Strikeouts	46	20
On-base Percentage	.320	.498

The Cajun Cannon

Bergeron has been an asset behind the plate for the Tigers. She is the program's all-time leader with a career .995 fielding percentage with a minimum of 800 chances.

Last season, Bergeron recorded a .994 fielding percentage with 312 putouts, 13 assists and had two errors. The backstop threw out five runners trying to steal and participated in two double plays.

So far in 2026, Bergeron has thrown out three runners and has been apart of one double play. She has 115 putouts and seven assists with one error.

Smash Sisters and Company

The power of the Smash Sisters return in Bergeron and T. Edwards, who hit 27 of LSU's 42 home runs last season season and combined for 227 total bases.

The Smash Sisters will receive some additional help from three of their transfers in infielders Kylee Edwards (Mississippi State) and Ally Hutchins (Kentucky), and utility player Char Lorenz (Louisville). The trio brought a collective 35 home runs, 218 hits, 158 RBI and 376 total bases to Baton Rouge entering the 2026 season.

Geaux Hodge!

Infielder Avery Hodge hit her first home run of the season at Nicholls (March 10), accompanying a season-high three RBI.

Hodge led the Tigers at the plate in the SEC opening series at Tennessee with a .429 batting average on three hits. She also drew one walk to pace the team with a .500 on-base percentage.

Won't Be Denied

Hodge, who has played the hot corner mostly this season, has been solid defensively and has 36 assists and 34 putouts with four errors and has turned seven double plays in 21 starts. She tallied two double plays in the series at South Carolina (March 20-22).

Hodge earned the No. 8 top play on SportsCenter's Top 10 Plays with her diving catch in foul territory against NC State (Feb. 6). She has seven games this season with three assists, including a season-high five at No. 1 Tennessee (March 7).

Hodge played all 58 games at shortstop last season, where she shined with 110 assists and 69 putouts. She turned six double plays and recorded a career-high six assists in the NCAA Tournament victory against UConn (May 17, 2025).

Championship Pedigree

Hodge transferred to LSU last season after winning two National Championships at Oklahoma. In 2024 she had 21 hits, 28 runs and nine RBI and totaled six extra-base hits. In the 2024 Women's College World Series, Hodge tallied four hits, including two doubles and scored four runs to help the Sooners win the title.

This Was Always Destiny

Destiny Harris is making the most of her opportunities. In nine starts and 24 games played, Harris has two two-run home runs as part of her eight hits, has 15 runs, and five RBI.

At South Carolina, Harris batted .750 in the series (3-for-4), scored a team-high four runs, drew a walk and stole a base.

Harris made her first collegiate start as a designated player, where she went 2-for-2 with two runs, two RBI and a walk against Michigan State (Feb. 21). Harris' first at-bat was a two-run shot before singling later in the game for her first multi-hit game. Harris hit her second two-run homer in the run rule victory against Memphis (Feb. 27).

Kee Kee!

In game two against South Carolina (March 21), utility player Maddox McKee went 2-for-2 at the dish, highlighted by a two-run triple. To her credit, this shows how McKee is taking advantage of any opportunity she gets when she gets it.

Overall, McKee has a .261 batting average behind six hits, has six RBI and five runs in just six starts and 20 appearances.

McKee had a three-game hitting streak that included a 2-for-3 performance against Nicholls (Feb. 27), marking her 10th career multi-hit game.

McKee's first hit of the 2026 season was a double at McNeese on Feb. 24. Against the Cowgirls in her career, McKee has at least one single, double, triple and home run.

McKee is living up to her position title as she displays the flexibility to be placed anywhere on the field. After making 37 starts last season, mostly as the designated player, and had some time in the infield throughout her first two seasons, McKee has made 20 appearances and six starts this season in left and right field, or as the designated player.

Last season, McKee had a .284 batting average behind 29 hits, scored 21 runs and had 14 RBI. She also drew 15 walks and was 10-for-12 in stolen bases.

Easy to Root For

A locker room favorite, freshman Ci'ella Pickett tallied three hits and had an RBI in six at-bats in her two starts against Texas A&M as a designated player.

Pickett got her first collegiate start in the shutout against Memphis (Feb. 28), where she hit a double, had two RBI and scored a run offensively, while also recording four putouts and one assists at third base.

Pickett made a start at first base versus Nicholls (March 10), where she hit her second double of the season, driving in another run.

Overall, the California native is batting .316 with six hits and four RBI in five starts and 11 appearances.

Welcome to the SEC

In her first SEC start, which was the series finale at Tennessee, freshman Rylie Johnson hit her first collegiate home run, a leadoff solo shot, sparking a four-run third inning.

On the season, Johnson has three hits, two RBI and three runs in eight starts and 13 appearances.

Hutchins Dons the Purple & Gold

Infielder Ally Hutchins adds another dynamic to the LSU lineup. Through the first three games, Hutchins had a .571 batting average and a 1.143 slugging percentage highlighted by a solo shot in the rally walk-off win over NC State (Feb. 6).

In totality, Hutchins has a .189 batting average on 10 hits, eight RBI and has drawn 11 walks this season, including a career-high three walks at McNeese (Feb. 24).

Hutchins also has scored nine runs, and when she plays the hot corner, she has eight putouts with 13 assists and no errors.

A Proven Vet

Over the past two seasons, Hutchins has made 102 starts and played in 112 games at Kentucky. Entering 2026, she had a .267 career batting average on 78 hits, 59 runs, 45 RBI and 12 home runs. She also had a .900 career fielding percentage with 74 assists and 34 putouts entering the 2026 season.

Hutchins started in all 58 games last season, where she batted .285, recorded 45 hits, including six home runs, and scored 41 runs. She also showed great plate discipline with 46 walks, turning in a .451 on-base percentage.

La-YES!!

Outfielder Jadyn Laneaux made 52 starts and played in 56 games last season in left field.

Laneaux had a .313 batting average with 45 hits, including eight doubles and a triple. She also had 33 runs, 24 RBI and 27 walks.

Laneaux registered a .989 fielding percentage as she led the outfield with 89 putouts and had one assist and one error.

USA Softball Top 50 Watch List

Catcher Maci Bergeron, utility player Tori Edwards and utility pitcher Jayden Heavener have been placed on USA Softball's Top 50 Watch List for the 2026 USA Softball Collegiate Player of the Year award. The SEC leads all conferences with 24 athletes on the watch list.

LSU has had multiple members on the Top 50 Watch List in each of the past four seasons, with three selections tied for the most entering a season (2016 and 2024). The Tigers have been represented on the watch list with at least one player in 14 consecutive seasons.

The Top 25 Finalists will be announced on Wednesday, April 29. While an athlete does not have to be on the watch list to be considered for the Top 25, the eventual recipient will be selected from the list of finalists. The Top 10 Finalists will be revealed on Wednesday, May 13, and the Top 3 released on Monday, May 18. The 2026 USA Softball Collegiate Player of the Year will be announced prior to the 2026 NCAA Women's College World Series, which is May 28 through June 5, in Oklahoma City.

Preseason All-SEC Rankings

The LSU Tigers have been picked to finish seventh in the 2026 SEC Softball Preseason Coaches Poll with 119 points, and has two players in 2025 NFCA All-Americans, Maci Bergeron and, Tori Edwards listed on the 2026 Preseason All-SEC Team.

Texas, the reigning National Champions is favored to win the SEC, totaling 189 points and nine first-place votes. Oklahoma, the 2025 regular season SEC Champions, come in at No. 2 with 186 votes and six first-place votes, and Tennessee rounds out the top three with 166 points. The full rankings are on page 13.

NEWS AND NOTES

Place	Team	Points
1.	Texas (9)	188
2.	Oklahoma (6)	186
3.	Tennessee	166
4.	Florida	144
5.	Arkansas	137
6.	Texas A&M	125
7.	LSU	119
8.	Georgia	105
9.	Alabama	94
10.	South Carolina	90
11.	Mississippi State	65
12.	Auburn	55
13.	Ole Miss	51
14.	Missouri	32
15.	Kentucky	17

The 2026 Schedule Notes

LSU's 2026 53-game regular season schedule will featured 30 games against 14 participants in the 2025 NCAA Tournament, including four WCWS participants (Ole Miss, Oklahoma, Tennessee and UCLA).

The Tigers will play in four tournaments, hosting three of them, participate in seven midweek games, and host a three-game series against Arizona (April 10-12) at Tiger Park.

LSU opens its SEC schedule with a three-game series at Tennessee on March 6-8 before its home opening conference series against Texas A&M on March 14-16 at Tiger Park. Other SEC series hosted by the Bayou Bengals will be Oklahoma (March 27-29), Ole Miss (April 17-19) and Auburn (April 30-May 2).

LSU's other SEC road series will be at South Carolina (March 20-22), Missouri (April 2-4) and Mississippi State (April 24-26).

The 2026 SEC Tournament will be May 5-9 at John Cropp Stadium in Lexington, Ky.

Tigers on TV

LSU will be featured in 12 nationally televised games during the 2026 season. Seven of the televised games will be broadcasted on SEC Network, three on ESPN2, and two on ESPN. Six of the broadcasts will come from Tiger Park.

Four of LSU's five games at the 2026 Shriners Children's Clearwater Invitational (Feb. 12-15) in Clearwater, Fla., will be televised.

The series finale at Tennessee to conclude the league's opening weekend (March 8) will air on SEC Network, and two of the games in LSU's SEC home opening series against Texas A&M (March 15-16) will be shown on SEC Network.

LSU and Oklahoma will have a pair of morning games at Tiger Park televised. The first on SEC Network on March 28, and the other on ESPN on March 29.

The Tigers last tv matchup on the road will be at Missouri on April 4 on SEC Network. LSU will make its second appearance on ESPN with the series finale against Arizona on April 12, and then conclude the regular season on SEC Network with a contest against Auburn on May 2 in Baton Rouge.

Built From Within

The LSU 2026 softball roster features a blend of proven experience and new talent. Although the Tigers return 12 players, including seven starters, they also welcome 11 newcomers, the most newcomers in program history. With a smaller roster size of 23 athletes, it has bred a ton of internal competition. Early in the season, multiple players have rotated in the outfield and at third base, specifically.

Portal Pickups

Of the 11 newcomers, five are transfers, making up Coach Torina's largest portal haul.

LSU picked up a pair of transfer pitchers in Cece Cellura (San Diego State) and Paytn Monticelli (Wisconsin/Oklahoma), two infielders in Kylee Edwards (Mississippi State) and Ally Hutchins (Kentucky), and utility player Char Lorenz (Louisville).

True Freshmen

For the second consecutive season, LSU welcomes six true freshmen to the family, including utility player Gracie Appling (Juliette, Ga.), pitcher Cali Deal (Quitman, La.), outfielder Rylie Johnson (Spotsylvania, Va.), utility player Ashlin Mowery (Lancaster, Ohio), utility player Ci'ella Pickett (Mentone, Calif.), and pitcher Lauryl Soeken (Katy, Texas).

Softball Signed Seven to the 2027 Roster

Head coach Beth Torina announced in the fall the signing of seven players to the 2027 roster.

The 2026 signing class ranks No. 3 in the nation according to D1Softball and Rivals/Softball America. Rivals/Softball America has the class comprised of two five-stars, four four-stars, and one three-star athlete.

The Tigers signed catcher Samantha Alekman (El Dorado Hills, Calif.), infielder Giselle De Casas (Hayward, Calif.), pitcher Addie Rackley (Buford, Ga.), outfielder Adelynn Siegel (Shiner, Texas), pitcher Ayla Tuua (Murieta, Calif.), catcher Karmen Vazquez (Hanford, Calif.), and outfielder Sydnee Williams (Phoenix, Ariz).

Tigers in the AUSL

After a successful inaugural season, the Athletes Unlimited Softball League (AUSL) has expanded to six teams and has selected host cities for each team: Chicago Bandits (Rosemont, Ill.), Carolina Blaze (Durham, N.C.), Portland Cascade (Hillsboro, Ore.), Oklahoma City Spark (Oklahoma City, Okla.), Utah Talons (Salt Lake City, Utah), and Texas Volts (Austin, Texas).

LSU will have six former athletes in the AUSL this season. Pitcher Carley Hoover and utility player Ali Newland will be on the Portland Cascade, outfielder Aliyah Andrew joins utility player Sahvanna Jaquish on the Utah Talons, who are the defending 2025 AUSL Champions coached by former LSU Assistant Coach Howard Dobson (2012-2024), and outfielder Ciara Briggs and utility player Danieca Coffey remain with the Texas Volts.

D1Softball All-Quarter Century Team

With 25 college softball seasons this century in the books, head coaches Beth Torina and Yvette Girouard, and four-time All-American Sahvanna Jaquish were named to D1Softball's All-Quarter Century Team.

Coach Torina has brought four LSU teams to the Women's College World Series (2012, 2015-2017), and Coach Girouard has brought five teams across two programs (LSU and ULL) to the WCWS. Girouard, who has an all-time record of 1,285-421-1 over 31 seasons, is one of three coaches to take multiple programs to the WCWS.

Jaquish played from 2014-2017 and is the program's all-time leader with 268 RBI, and ranks No. 2 all-time with 56 home runs, a .632 slugging percentage and 472 total bases.

Family Ties

Five former LSU Tigers, who are now head coaches returned to Tiger Park early in the season.

Opening weekend featured homecomings for the head coaches at NC State, Illinois and Nevada.

NC State's Head Coach Lindsay Leftwich returns to Tiger Park for the first time since her 12-year stint as an assistant coach for LSU from 2012-2023. Leftwich spent a total of 16 seasons as a top assistant for Coach Torina, including four seasons at Florida International (2008-2011).

Illinois' Head Coach Tyra Perry is a two-time letterwinner for LSU from 1997-1998. Perry, a 1997 NFCA All-Region selection, had a career batting average of .334 on 116 hits and 16 home runs. Her .545 slugging percentage ranks No. 9 all-time in program history.

Nevada's Head Coach Victoria Hayward was a graduate assistant under Coach Torina in 2015. That staff, which included Leftwich, was tabbed the 2015 NFCA Division I South Region Staff of the Year.

Week three of the season welcomed Michigan State's Head Coach Sharonka McDonald-Kelly back to Baton Rouge. McDonald-Kelly was a volunteer assistant at LSU from 2013-2014, where she coached the outfielders and had a role in developing 2013 NFCA All-American A.J. Andrews.

In week four, Memphis' Head Coach Trena (Peel) Prater returned home. Peel-Prater is a three-time All-American and the 2002 SEC Player of the Year. Peel-Prater has her named scattered throughout the LSU record book. She is the program's all-time leader with 27 triples and ranks in the top 10 in runs (173), hits (269), doubles (45) and stolen bases (79).

LAST TIME A TIGER....

Scored three runs in a game:	Jalia Lassiter, South Alabama, 02/17/26
Scored four runs in a game:	Aliyah Andrews & Morgan Smith, North Dakota 02/17/21
Had four hits in a game:	Raeleen Gutierrez, No. 13/15 Arkansas 04/27/24
Had five hits in a game:	Sahvanna Jaquish, at South Carolina, 04/19/14
Had five RBIs in a game:	Tori Edwards, No. 10/11 South Carolina, 03/28/25
Had six RBIs in a game:	Tori Edwards, ULM, 03/05/25
Had seven RBIs in a game:	Amanda Doyle, North Dakota, 02/17/21
Had nine RBIs in a game:	Bianka Bell, at Louisiana Tech, 03/15/16
Had two doubles in a game:	Sierra Daniel, at No. 21/24 South Carolina, 03/21/26
Had three doubles in a game:	Taylor Pleasants, at Texas A&M, 04/09/22
Had two triples in a game:	Alix Franklin, NC State, 02/05/26
Had two home runs in a game:	Char Lorenz, at McNeese, 02/24/26
Had three home runs in a game:	Bianka Bell, Kells Kloss, at Louisiana Tech, 03/15/16
Hit a grand slam:	McKenzie Redoutey, at No. 8/6 Arkansas, 05/02/25
Lead off game with home run:	Ali Newland, ULM, 04/02/24
Lead off inning with home run:	Rylie Johnson at No. 1 Tennessee, 03/08/26
Hit an inside-the-park home run:	Raeleen Gutierrez, at Southeastern Louisiana, 03/16/21
Hit a walk-off home run to win regulation game:	Jalia Lassiter, NC State, 02/06/26
Hit a walk-off home run to win an extra inning game:	Karli Petty, Southeastern Louisiana, 04/10/24
Had eight total bases in a game:	Kylee Edwards, at No. 21/24 South Carolina, 03/20/26
Had nine total bases in a game:	Tori Edwards, ULM, 03/05/25
Had 10 total bases in a game:	Taylor Pleasants, Liberty, 02/21/21
Had 13 total bases in a game:	Bianka Bell, at Louisiana Tech, 03/15/16
Had 14 total bases in a game:	Kells Kloss, at Louisiana Tech, 03/15/16
Drew three walks in a game:	Char Lorenz, Memphis, 02/28/26
Drew four walks in a game:	Tori Edwards, at No. 21/24 South Carolina, 03/20/26
Drew five walks in a game:	Taylor Pleasants, Sam Houston St., 02/22/20
Drew two intentional walks in a game:	Amanda Doyle, Auburn, 03/11/18
Drew three intentional walks in a game:	Shelbi Suneri, USC Upstate, 03/01/19
Hit by pitch twice in a game:	Jalia Lassiter, Michigan St., 02/20/26
Hit by pitch three times in a game:	Taylor Pleasants, vs. UL Lafayette, 05/22/21
Had two sacrifice hits in a game:	Madyson Manning, No. 13/15 Arkansas, 04/26/24
Had three sacrifice hits in a game:	Tara Asbill, at Alabama [Gm 1], 05/05/00
Had two sacrifice flies in a game:	Morgan Cummins, Sam Houston St., 02/22/20
Had two stolen bases in a game:	Maddox McKee, Michigan St., 02/20/26
Had three stolen bases in a game:	Ciara Briggs, Illinois State, 03/08/20
Had four stolen bases in a game:	Aliyah Andrews, Oregon State, 02/17/18
Seven-inning complete-game shutout:	Sydney Berzon, UConn, 05/17/25
Extra-inning complete-game shutout:	Shelbi Suneri, Ole Miss [8 IP], 04/01/21
Tossed a seven-inning perfect game:	Maribeth Gorsuch, Belmont [7 IP], 02/22/20
Tossed a perfect game:	Jayden Heavener, Charlotte [6 IP], 02/07/25
Tossed a no-hitter:	Jayden Heavener, Charlotte [6 IP], 02/07/25
Tossed a combined no-hitter:	Kilponen, Edwards, Abrams, Florida A&M, 02/09/20
Seven-inning no-hitter:	Kelley Lynch, Auburn, 04/13/24
Seven-inning complete-game one-hitter:	Jayden Heavener, vs. No. 17/18 Mississippi St., 04/07/25
Recorded 13 strikeouts in a game:	Jayden Heavener, Charlotte [6 IP], 02/07/25
Recorded 14 strikeouts in a game:	Ali Kilponen, Central Arkansas, 02/23/21
Recorded 15 strikeouts in a game:	Ali Kilponen, Campbell, 03/07/20
Recorded 16 strikeouts in a game:	Maribeth Gorsuch, Belmont, 02/22/20
Recorded 17 strikeouts in a game:	Brittany Mack, at No. 10 Missouri [Gm 1], 05/27/11
Recorded 18 strikeouts in a game:	Rachele Fico, vs. Syracuse, 05/20/11
Recorded 19 strikeouts in a game:	Britni Sneed, vs. Oklahoma, 05/26/01
Recorded 22 strikeouts in a game:	Rachele Fico, at Mississippi State, 03/08/13
Pitched 10+ innings:	Sydney Berzon, Boise State, 02/22/24
Pitched 11+ innings:	Ashley Czechner, vs. Harvard, 02/28/14
Pitched 13+ innings:	Sydney Berzon, vs. #20 Alabama [14 IP], 05/08/24
Pitched 19+ innings:	Allie Walljasper, Ole Miss, 04/06/18
Had 18 putouts:	Morgan Russell, vs. Syracuse, 05/20/11
Had 19 putouts:	Jennifer Schuelke, vs. Oklahoma, 05/26/01
Had 24 putouts:	Raeleen Gutierrez, vs. #20 Alabama, 05/08/24
Had 26 putouts:	Amanda Doyle, Ole Miss, 04/11/18
Had six assists:	Sierra Daniel, UL Lafayette, 02/21/26
Had seven assists:	Taylor Pleasants, No. 19/25 UL Lafayette, 04/16/24
Had eight assists:	Taylor Tidwell, vs. UL Lafayette, 05/23/21
Had nine assists:	Taylor Pleasants, vs. #20 Alabama, 05/08/24
Had 10 assists:	Becca Schulte, Ole Miss, 04/06/18

Inning-by-Inning

SCORE BY INNINGS	1	2	3	4	5	6	7	8	9	10 +	TOTALS
LSU	25	24	41	27	16	21	15	0	0	1	170
Opponents	12	9	20	19	19	14	7	0	0	1	101

HONORS & AWARDS

Maci Bergeron

- USA Softball Top 50 Watch List
- Preseason All-SEC Selection

Tori Edwards

- USA Softball Top 50 Watch List
- Preseason All-SEC Selection
- D1Softball Preseason All-American
- Softball America Preseason All-American

Jayden Heavener

- USA Softball Top 50 Watch List

Beth Torina

- D1Softball All-Quarter Century Team

Multi Hit Games, Multi RBI Games, Streaks

Multiple-Hit Games

(Career # in parentheses)

	2	3	4	5+	Total
Daniel	6 (21)	3 (4)	-	-	9 (25)
Lassiter*	5 (18)	2 (4)	- (1)	-	7 (23)
K. Edwards*	2 (2)	4 (4)	-	-	6 (6)
T. Edwards	3 (15)	1 (7)	-	-	4 (22)
Lorenz*	4 (4)	-	-	-	4 (4)
Franklin	2 (2)	1 (1)	-	-	3 (3)
Bergeron	2 (24)	- (4)	-	-	2 (28)
Hutchins*	2 (2)	-	-	-	2 (2)
McKee	2 (8)	- (3)	-	-	2 (11)
Harris	2 (2)	-	-	-	2 (2)
Pickett	1 (1)	-	-	-	1 (1)
Hodge*	- (12)	- (1)	-	-	- (13)
Laneaux	- (9)	- (2)	-	-	- (11)

Multiple-RBI Games

(Career # in parentheses)

	2	3	4	5+	Total
Lassiter*	4 (11)	1 (4)	- (1)	-	5 (16)
Bergeron	3 (10)	1 (8)	- (1)	- (1)	4 (20)
Daniel	4 (8)	- (1)	-	-	4 (9)
Franklin	3 (3)	-	1 (1)	-	4 (4)
T. Edwards	1 (10)	2 (3)	1 (6)	- (3)	4 (22)
K. Edwards*	2 (2)	-	1 (1)	-	3 (3)
Lorenz*	2 (2)	-	1 (1)	-	3 (3)
Harris	2 (2)	-	-	-	2 (2)
Hodge*	- (6)	1 (2)	-	- (1)	1 (9)
McKee	- (4)	1 (1)	-	-	1 (5)
Hutchins*	-	1 (1)	-	-	1 (1)
Pickett	1 (1)	-	-	-	1 (1)
Laneaux	- (5)	- (1)	-	-	- (6)

* = During LSU Career Only

Longest Hitting Streak

	Current	2026	Career
Pickett	4	4	4 (2026)
Harris	2	3	3 (2026)
T. Edwards	1	4	7 (2025)
Laneaux	1	-	6 (2025)
Lassiter*	-	9	9 (2026)
Franklin	-	5	5 (2026)
Daniel	-	4	10 (2025)
Hodge*	-	4	9 (2025)
Bergeron	-	3	8 (2025)
McKee	-	3	5 (2025)
K. Edwards*	-	3	3 (2026)
Hutchins*	-	3	3 (2026)
Lorenz*	-	3	3 (2026)
Johnson	-	2	2 (2026)

Longest Reached Based Streak

	Current	2026	Career
Daniel	4	10	24 (2025-26)
Bergeron	4	9	17 (2024-25, 2025)
K. Edwards*	4	5	5 (2026)
Pickett	4	4	3 (2026)
Harris	3	6	6 (2026)
Johnson	3	3	3 (2026)
T. Edwards	1	9	17 (2025)
Laneaux	1	-	11 (2025)
Lorenz	-	18	18 (2026)
Lassiter*	-	13	21 (2025-26)
Franklin	-	10	10 (2026)
Hodge*	-	7	13 (2025)
Hutchins*	-	4	4 (2026)
McKee	-	3	7 (2025)

* = During LSU Career Only

Statistic	Player	National Rank	Conference Rank	Value	National Leader	Value	Conference Leader	Value
Assists (144 ranked)	Kylee Edwards	135	7	58	Avery Weisbrook, Long Beach St.	102	Cassie Reasner, Ole Miss	65
Assists Per Game (147 ranked)					Cameron Kaufman, Bowling Green	3.62		
Batting Average (150 ranked)					Isa Torres, Florida St.	0.642	Kai Minor, Oklahoma	0.517
Caught Stealing By (99 ranked)					Maggie Klug, Lafayette	13	Kennedy Bunker, Ole Miss Lexi Winters, South Carolina	5 5
Complete Games (266 ranked)	Jayden Heavener Cece Cellura	15 266	2 18	9 3	Maya Johnson, Belmont Makayla Stephens, Georgia St.	15 15	Keagan Rothrock, Florida	10
Doubles (95 ranked)					Kaci Benton, Towson	17	Kayden Henry, Texas	13
Doubles Per Game (150 ranked)					Kaci Benton, Towson	0.63	Kayden Henry, Texas	0.45
Earned Run Average (150 ranked)	Tatum Clopton Jayden Heavener	65 145	15 24	2.10 2.79	Maya Johnson, Belmont	0.57	Leila Ammon, Mississippi St.	0.82
Games Started (239 ranked)	Jayden Heavener	176	14	11	Kasey Ricard, Boston U. Sarah Wall, LIU	22 22	Keagan Rothrock, Florida	18
Hit Batters (149 ranked)	Jayden Heavener	145	11	14	6 players tied	1	Emilee Boyer, Ole Miss	1
Hit By Pitch (217 ranked)	Jalia Lassiter Destiny Harris	35 217	2 17	8 4	Kate Linkletter, Jacksonville	17	Addy Waits, Missouri	9
Hit by Pitch per Game (146 ranked)	Jalia Lassiter	55	2	0.26	Kate Linkletter, Jacksonville	0.53	Addy Waits, Missouri	0.30
Hits (128 ranked)					Moriah Polar, Purdue	59	Taylor Shumaker, Florida	56
Hits Allowed Per Seven Innings (150 ranked)	Tatum Clopton Jayden Heavener	74 111	21 24	5.54 5.95	Erin Nuwer, Tennessee	2.32	Erin Nuwer, Tennessee	2.32
Home Runs (243 ranked)					Kendall Wells, Oklahoma	24	Kendall Wells, Oklahoma	24
Home Runs Per Game (147 ranked)					Megan Grant, UCLA	0.77	Kendall Wells, Oklahoma	0.75
Innings Pitched (249 ranked)	Jayden Heavener	91	7	77.2	Makayla Stephens, Georgia St.	122.0	Keagan Rothrock, Florida	100.2
On Base Percentage (150 ranked)					Megan Grant, UCLA	0.725	Kasidi Pickering, Oklahoma	0.630
Pitching Appearances (245 ranked)					Loula-Rae McNamara, Boise St.	28	4 players tied	21
RBIs (147 ranked)					Jordan Woolery, UCLA	62	Kendall Wells, Oklahoma	52
Runs (50 ranked)					Taylor Shumaker, Florida	51	Taylor Shumaker, Florida	51
Runs Batted In Per Game (139 ranked)					Jordan Woolery, UCLA	2.07	Kendall Wells, Oklahoma	1.63
Runs per Game (150 ranked)					Courtney Poulich, Robert Morris	1.95	Kayden Henry, Texas	1.62
Sacrifice Bunts per game (146 ranked)					Addie Lucier, Wofford	0.43	Salen Hawkins, Alabama	0.21
Sacrifice Flies (51 ranked)					Ariana Montiel, Alabama A&M	7	Des Rivera, Mississippi St. Micaela Wark, Texas A&M	5 5
Saves (127 ranked)	Tatum Clopton Jayden Heavener	127 127	8 8	1 1	Jordyn Frahm, Nebraska	7	Alyssa Faircloth, Mississippi St.	4
Shutouts (62 ranked)	Jayden Heavener	62	9	2	Maya Johnson, Belmont Kasey Ricard, Boston U.	8 8	Peja Goold, Mississippi St.	5
Slugging Percentage (300 ranked)					Megan Grant, UCLA	1.627	Kendall Wells, Oklahoma	1.175
Stolen Base Percentage (61 ranked)					12 players tied	1.000	Kennedy Powell, Texas A&M	1.000
Stolen Bases (273 ranked)	Jalia Lassiter Sierra Daniel Tori Edwards Kylee Edwards	212 273 273 273	11 14 14 14	8 7 7 7	Chelsea Mack, Louisville	27	Kayden Henry, Texas	20
Stolen Bases Per Game (144 ranked)					Ka'Liyah Gipson, Jackson St.	1.00	Kayden Henry, Texas	0.69
Strikeout-to-Walk Ratio (147 ranked)	Cece Cellura	147	24	2.50	Maya Johnson, Belmont	14.50	Jocelyn Briski, Alabama	10.50
Strikeouts (145 ranked)	Jayden Heavener	84	16	68	Maya Johnson, Belmont	203	Alyssa Faircloth, Mississippi St.	152
Strikeouts Per Seven Innings (150 ranked)					Maya Johnson, Belmont	14.5	Alyssa Faircloth, Mississippi St.	12.2
Total Bases (139 ranked)					Jordan Woolery, UCLA	115	Kendall Wells, Oklahoma	114
Toughest to Strike Out (149 ranked)	Kylee Edwards	149	10	17.4	Whitney Boone, ETSU Aglala Rudd, Robert Morris	0.0 0.0	Kenleigh Cahalan, Florida	34.7
Triples (13 ranked)	Alix Franklin Sierra Daniel	3 13	1 3	5 4	Hannah Ferguson, Saint Mary's (CA)	7	Alix Franklin, LSU Karissa Hamilton, Kentucky	5 5

2026 NCAA Individual as of March 18

Statistic	Player	National Rank	Conference Rank	Value	National Leader	Value	Conference Leader	Value
Triples Per Game (149 ranked)	Alix Franklin	8	1	0.17	Hannah Ferguson, Saint Mary's (CA)	0.24	Alix Franklin, LSU	0.17
	Sierra Daniel	36	3	0.13				
Victories (117 ranked)	Jayden Heavener	117	18	7	Morgan Reimer, Washington Keagan Rothrock, Florida	17 17	Keagan Rothrock, Florida	17
WHIP (150 ranked)	Tatum Clopton	69	19	1.12	Maya Johnson, Belmont	0.54	Leila Ammon, Mississippi St.	0.58
Walks Allowed Per Seven Innings (150 ranked)	Cece Cellura	24	5	1.21	J'dah Girigorie, FIU	0.61	Sydney Lessentine, Texas A&M	0.68
Walks Per Game (148 ranked)	Tori Edwards	43	7	0.77	Megan Grant, UCLA	1.33	Kylie Shaw, Auburn	1.10
	Sierra Daniel	73	11	0.71				
	Char Lorenz	100	17	0.67				

2026 NCAA Team Rankings as of March 18

Statistic	National Rank	Conference Rank	Value	National Leader	Value	Conference Leader	Value
Batting Average (304 ranked)	237	15	0.259	Oklahoma	0.448	Oklahoma	0.448
Double Plays (300 ranked)	7	2	19	Arizona Central Ark.	25 25	Arkansas	20
Double Plays per Game (304 ranked)	6	2	0.61	Arizona	0.81	Arkansas	0.65
Doubles (304 ranked)	157	14	37	Florida	70	Florida	70
Doubles per Game (304 ranked)	191	13	1.19	Central Conn. St.	2.56	Florida	2.12
Earned Run Average (304 ranked)	29	9	2.87	Tennessee	1.06	Tennessee	1.06
Fielding Percentage (304 ranked)	45	9	0.973	Georgia	0.987	Georgia	0.987
Hit Batters (302 ranked)	262	15	24	Morehead St.	2	Ole Miss	4
Hit By Pitch (302 ranked)	33	3	27	Indiana UCLA	43 43	South Carolina	30
Hits (304 ranked)	173	15	205	Oklahoma	412	Oklahoma	412
Hits Allowed Per Seven Innings (304 ranked)	36	10	6.51	Tennessee	2.88	Tennessee	2.88
Home Runs (297 ranked)	115	15	23	Oklahoma	127	Oklahoma	127
Home Runs per game (301 ranked)	131	15	0.74	Oklahoma	3.85	Oklahoma	3.85
On Base Percentage (304 ranked)	84	12	0.395	Oklahoma	0.540	Oklahoma	0.540
RBI's Per Game (304 ranked)	137	15	4.61	Oklahoma	12.58	Oklahoma	12.58
Runs Batted In (304 ranked)	117	15	143	Oklahoma	415	Oklahoma	415
Scoring (304 ranked)	115	14	5.48	Oklahoma	12.88	Oklahoma	12.88
Shutouts (160 ranked)	30	9	5	Tennessee	13	Tennessee	13
Slugging Percentage (304 ranked)	155	15	0.430	Oklahoma	0.940	Oklahoma	0.940
Stolen Bases per Game (304 ranked)	59	2	1.55	Prairie View	3.61	Texas	1.83
Strikeout-to-Walk Ratio (304 ranked)	59	12	1.97	Mississippi St.	6.04	Mississippi St.	6.04
Team Strikeouts Per Seven Innings (300 ranked)	101	14	5.12	Belmont	11.03	Mississippi St.	9.82
Total Runs (304 ranked)	102	14	170	Oklahoma	425	Oklahoma	425
Total Sacrifice Bunts (301 ranked)	266	11	4	South Fla.	36	Missouri	21
Total Sacrifice Flies (299 ranked)	210	15	5	Southern Miss.	22	Auburn Mississippi St.	19 19
Total Stolen Bases (304 ranked)	45	2	48	Prairie View	101	Texas	53
Triple Plays (1 ranked)				5 teams tied	1		
Triples (280 ranked)	4	1	15	Louisville Southeastern La.	17 17	LSU	15
Triples per Game (296 ranked)	7	1	0.48	Louisville	0.53	LSU	0.48
WHIP (304 ranked)	30	9	1.30	Tennessee	0.75	Tennessee	0.75
WL Percentage (303 ranked)	54	10	0.677	Grand Canyon	0.971	Texas	0.966
Walks (304 ranked)	5	3	155	Oklahoma	175	Oklahoma	175

2026 OVERALL STATS

Record: 21-10 Home: 16-2 Away: 4-4 Neutral: 1-4 SEC: 3-6

Player	avg	gp-gs	ab	r	h	2b	3b	hr	rbi	tb	slg%	bb	hp	so	gdp	ob%	sf	sh	sb-att	po	a	e	fld%	
23 Sierra Daniel	.337	31-31	89	21	30	6	4	0	15	44	.494	22	1	12	0	.465	2	0	7-7	53	46	1	.990	
7 Jalia Lassiter	.302	31-31	96	28	29	6	2	3	19	48	.500	18	8	16	1	.444	2	1	8-9	43	1	0	1.000	
67 Kylee Edwards	.287	31-31	87	19	25	3	2	2	11	38	.437	10	2	5	0	.374	0	1	7-7	45	58	5	.954	
24 Char Lorenz	.273	30-30	77	19	21	4	0	4	13	37	.481	20	3	12	0	.440	0	0	3-4	79	4	3	.965	
20 Alix Franklin	.265	29-28	83	13	22	3	5	2	15	41	.494	15	1	18	0	.384	0	0	3-3	43	2	2	.957	
42 Tori Edwards	.241	30-30	83	19	20	2	1	5	22	39	.470	23	0	17	1	.406	0	0	7-7	164	7	3	.983	
12 Maci Bergeron	.193	29-29	88	5	17	6	0	2	17	29	.330	17	0	14	1	.324	0	0	0-0	115	7	1	.992	

33 Destiny Harris	.381	24-9	21	15	8	0	0	2	5	14	.667	4	4	3	0	.552	0	0	4-4	4	0	0	1.000	
44 Ci'ella Pickett	.316	11-5	19	2	6	2	0	0	4	8	.421	0	1	2	0	.350	0	0	0-0	15	2	1	.944	
2 Maddox McKee	.261	20-6	23	5	6	1	1	0	6	9	.391	1	2	6	0	.346	0	0	4-5	15	0	0	1.000	
1 Ally Hutchins	.189	22-20	53	9	10	2	0	1	8	15	.283	11	1	15	0	.333	1	0	0-0	8	13	0	1.000	
82 Avery Hodge	.160	25-21	50	11	8	2	0	1	6	13	.260	10	2	8	0	.323	0	2	4-5	34	36	4	.946	
10 Rylie Johnson	.150	13-8	20	3	3	0	0	1	2	6	.300	4	2	3	0	.346	0	0	1-1	1	0	0	1.000	
28 Jada Phillips	.000	3-0	2	0	0	0	0	0	0	0	.000	0	0	1	0	.000	0	0	0-0	3	0	0	1.000	
0 Jayden Heavener	.000	1-0	1	0	0	0	0	0	0	0	.000	0	0	0	0	.000	0	0	0-0	0	8	1	.889	
4 Gradie Appling	.000	4-0	1	1	0	0	0	0	0	0	.000	0	0	1	0	.000	0	0	0-0	0	0	0	.000	
Totals	.259	31	793	170	205	37	15	23	143	341	.430	155	27	133	3	.395	5	4	48-52	623	200	23	.973	
Opponents	.247	31	782	101	193	33	2	21	90	293	.375	77	24	152	12	.330	9	12	10-13	592	193	29	.964	

LOB - Team (222), Opp (180). DPs turned - Team (19), Opp (7). IBB - Team (1), T. Edwards 1, Opp (1).

(All games Sorted by Earned run avg)

Player	era	w-l	app	gs	cg	sho	sv	ip	h	r	er	bb	so	2b	3b	hr	b/avg	wp	hp	bk	sfa	sha
0 Jayden Heavener	2.79	7-6	15	11	9	2/0	1	77.2	66	41	31	42	68	11	1	10	.229	15	14	0	6	5

14 Ashlin Mowery	0.72	1-0	5	1	0	0/3	0	9.2	3	1	1	1	5	1	0	0	.094	0	1	0	0	1
8 Cali Deal	1.56	1-0	4	1	0	0/0	0	9.0	5	4	2	2	7	2	0	1	.152	0	1	0	0	0
18 Tatum Clopton	2.10	6-1	10	7	1	0/2	1	36.2	29	13	11	12	23	3	0	4	.220	0	2	0	2	1
21 Cece Cellura	3.32	4-2	10	7	3	0/0	0	46.1	57	25	22	8	20	9	1	3	.310	2	1	0	1	4
17 Paytn Monticelli	4.20	2-1	9	4	1	0/1	0	28.1	33	17	17	12	29	7	0	3	.292	3	5	0	0	1
Totals	2.83	21-10	31	31	14	5/3	2	207.2	193	101	84	77	152	33	2	21	.247	20	24	0	9	12
Opponents	5.21	10-21	31	31	6	3/1	4	197.1	205	170	147	155	133	37	15	23	.259	25	27	0	5	4

PB - Team (5), Bergeron 3, Lorenz 2, Opp (1). SBA/ATT - Bergeron (6-9), Cellura (5-5), Lorenz (4-4), Heavener (2-4), Monticelli (1-2), Clopton (2-2).

2026 SEC OVERALL STATS

Record: 3-6 Home: 1-2 Away: 2-4 SEC: 3-6

Player	avg	gp-gs	ab	r	h	2b	3b	hr	rbi	tb	slg%	bb	hp	so	gdp	ob%	sf	sh	sb-att	po	a	e	fld%	
67 Kylee Edwards	.308	9-9	26	5	8	1	1	1	4	14	.538	4	0	3	0	.400	0	1	2-2	14	16	1	.968	
20 Alix Franklin	.208	7-7	24	3	5	1	0	1	1	9	.375	2	0	6	0	.269	0	0	0-0	13	0	1	.929	
24 Char Lorenz	.208	8-8	24	5	5	0	0	1	2	8	.333	3	1	5	0	.321	0	0	1-1	20	0	1	.952	
23 Sierra Daniel	.185	9-9	27	3	5	2	0	0	1	7	.259	4	0	6	0	.290	0	0	0-0	19	16	0	1.000	
42 Tori Edwards	.185	9-9	27	2	5	1	0	1	5	9	.333	6	0	6	0	.333	0	0	0-0	57	0	1	.983	
12 Maci Bergeron	.167	9-9	30	1	5	2	0	1	6	10	.333	4	0	5	0	.265	0	0	0-0	38	3	1	.976	
82 Avery Hodge	.160	9-9	25	4	4	1	0	0	3	5	.200	4	1	4	0	.300	0	1	2-3	16	16	2	.941	
7 Jalia Lassiter	.156	9-9	32	4	5	2	0	2	4	13	.406	4	1	10	1	.270	0	0	0-0	10	0	0	1.000	

33 Destiny Harris	.500	7-3	6	5	3	0	0	0	0	3	.500	1	1	2	0	.625	0	0	1-1	0	0	0	.000	
44 Ci'ella Pickett	.364	5-3	11	0	4	0	0	0	1	4	.364	0	0	2	0	.364	0	0	0-0	0	0	0	.000	
2 Maddox McKee	.250	8-3	8	1	2	0	1	0	3	4	.500	0	2	5	0	.400	0	0	0-1	8	0	0	1.000	
10 Rylie Johnson	.200	2-2	5	1	1	0	0	1	1	4	.800	1	0	0	0	.333	0	0	0-0	1	0	0	1.000	
1 Ally Hutchins	.000	2-1	6	0	0	0	0	0	0	0	.000	0	0	5	0	.000	0	0	0-0	0	0	0	.000	
4 Gradie Appling	.000	1-0	0	0	0	0	0	0	0	0	.000	0	0	0	0	.000	0	0	0-0	0	0	0	.000	
Totals	.207	9	251	34	52	10	2	8	31	90	.359	33	6	59	1	.314	0	2	6-8	196	63	8	.970	
Opponents	.276	9	261	44	72	7	0	16	44	127	.487	24	4	40	3	.341	4	4	3-4	201	66	7	.974	

LOB - Team (57), Opp (57). DPs turned - Team (4), Opp (2). IBB - Team (1), T. Edwards 1.

(SEC games only Sorted by Earned run avg)

Player	era	w-l	app	gs	cg	sho	sv	ip	h	r	er	bb	so	2b	3b	hr	b/avg	wp	hp	bk	sfa	sha
0 Jayden Heavener	3.39	1-4	5	4	3	0/0	0	31.0	29	20	15	14	20	5	0	7	.246	4	3	0	3	3
21 Cece Cellura	3.94	1-2	3	2	2	0/0	0	16.0	19	9	9	1	8	1	0	3	.292	1	0	0	0	1

18 Tatum Clopton	4.45	1-0	3	3	1	0/0	0	11.0	16	8	7	6	7	1	0	3	.333	0	0	0	1	0
8 Cali Deal	4.67	0-0	1	0	0	0/0	0	3.0	1	2	2	1	2	0	0	1	.100	0	0	0	0	0
17 Paytn Monticelli	8.08	0-0	2	0	0	0/0	0	4.1	7	5	5	2	3	0	0	2	.350	0	1	0	0	0
Totals	4.07	3-6	9	9	6	0/0	0	65.1	72	44	38	24	40	7	0	16	.276	5	4	0	4	4
Opponents	3.13	6-3	9	9	1	1/0	3	67.0	52	34	30	33	59	10	2	8	.207	4	6	0	0	2

PB - Team (3), Bergeron 3. SBA/ATT - Bergeron (3-4), Cellura (3-3), Heavener (0-1).

2026 RESULTS

DATE	OPPONENT	RESULT	INN	LSU R-H-E	OPP. R-H-E	RECORD [SEC]	PITCHER OF RECORD	ATT	TIME
Feb. 5, 2026	NC State!	W, 11-3	5	11-10-1	3-2-3	1-0 [0-0]	Heavener [1-0]	601	1:57
Feb. 6, 2026	Nevada!	W, 6-2	7	6-6-0	2-8-0	2-0 [0-0]	Monticelli [1-0]	760	2:26
Feb. 6, 2026	NC State!	W, 7-5	7	7-9-0	5-8-0	3-0 [0-0]	Clopton [1-0]	760	2:19
Feb. 7, 2026	Nevada!	W, 8-0	6	8-3-0	0-7-1	4-0 [0-0]	Heavener [2-0]	1033	2:12
Feb. 8, 2026	Illinois!	W, 9-1	5	9-5-1	1-7-2	5-0 [0-0]	Cellura [1-0]	1010	1:34
Feb. 8, 2026	Lamar!	W, 8-0	5	8-9-0	0-1-0	6-0 [0-0]	Clopton [2-0]	1010	1:33
Feb. 12, 2026	vs. No. 11/8 Nebraska\$	L, 6-0	7	0-6-3	6-8-0	6-1 [0-0]	Heavener [2-1]	2141	2:08
Feb. 12, 2026	vs. RV/No. 23 Oklahoma St.\$	W, 9-4	7	9-8-1	4-7-2	7-1 [0-0]	Cellura [2-0]	2141	2:17
Feb. 13, 2026	vs. No. 22/19 Duke\$	L, 5-3	7	3-6-2	5-10-0	7-2 [0-0]	Heavener [2-2]	5218	2:33
Feb. 14, 2026	vs. UCF\$	L, 5-1	7	1-8-0	5-13-0	7-3 [0-0]	Clopton [2-1]	5122	2:22
Feb. 15, 2026	vs. No. 6/7 UCLA\$	L, 8-0	6	0-3-1	8-11-0	7-4 [0-0]	Monticelli [1-1]	4908	2:02
Feb. 17, 2026	South Alabama	W, 10-2	5	10-7-0	2-5-3	8-4 [0-0]	Clopton [3-1]	821	1:47
Feb. 20, 2026	Michigan St.%	W, 9-0	5	9-7-0	0-3-3	9-4 [0-0]	Heavener [3-2]	770	1:46
Feb. 21, 2026	UL Lafayette%	W, 2-1	10	2-10-1	1-5-1	10-4 [0-0]	Heavener [4-2]	1780	3:00
Feb. 21, 2026	Michigan St.%	W, 5-4	7	5-6-0	4-7-1	11-4 [0-0]	Clopton [4-1]	1780	2:08
Feb. 22, 2026	Howard%	W, 1-0	7	1-5-1	0-1-1	12-4 [0-0]	Mowery [1-0]	817	1:32
Feb. 24, 2026	at McNeese	W, 9-3	7	9-10-0	3-6-1	13-4 [0-0]	Heavener [5-2]	1493	2:50
Feb. 27, 2026	Nicholls^	W, 3-1	7	3-5-0	1-1-1	14-4 [0-0]	Clopton [5-1]	1048	2:01
Feb. 27, 2026	Memphis^	W, 11-2	5	11-6-0	2-4-2	15-4 [0-0]	Cellura [3-0]	1048	1:48
Feb. 28, 2026	Iowa^	W, 5-3	7	5-6-1	3-4-0	16-4 [0-0]	Heavener [6-2]	1330	1:42
Feb. 28, 2026	Memphis^	W, 7-0	7	7-4-0	0-2-1	17-4 [0-0]	Monticelli [2-1]	1330	2:15
March 6, 2026	at No. 1 Tennessee	L, 5-0	7	0-4-1	5-9-0	17-5 [0-1]	Heavener [6-3]	2163	1:46
March 7, 2026	at No. 1 Tennessee	L, 11-6	7	6-5-0	11-14-0	17-6 [0-2]	Cellura [3-1]	2203	2:21
March 8, 2026	at No. 1 Tennessee	L, 8-5	7	5-5-1	8-8-2	17-7 [0-3]	Heavener [6-4]	2110	2:36
March 10, 2026	at Nicholls	W, 12-2	7	12-14-1	2-3-0	18-7 [0-3]	Deal [1-0]	616	2:20
March 14, 2026	No. 16 Texas A&M	L, 7-2	7	2-4-2	7-5-0	18-8 [0-4]	Heavener [6-5]	2186	2:16
March 15, 2026	No. 16 Texas A&M	L, 3-2	7	2-3-2	3-6-1	18-9 [0-5]	Cellura [3-2]	1641	2:11
March 16, 2026	No. 16 Texas A&M	W, 7-2	7	7-8-2	2-5-2	19-9 [1-5]	Clopton [6-1]	1506	2:40
March 20, 2026	at No. 21/24 South Carolina	L, 6-5	12	5-11-0	6-15-1	19-10 [1-6]	Heavener [6-6]	944	4:05
March 21, 2026	at No. 21/24 South Carolina	W, 5-1	7	5-9-0	1-8-1	20-10 [2-6]	Cellura [4-2]	1333	2:15
March 22, 2026	at No. 21/24 South Carolina	W, 2-1	7	2-2-0	1-2-1	21-11 [3-6]	Heavener [7-6]	1198	1:55

Rankings reflect NFCA and USA Softball Top 25 on day of competition; Home games are bolded and played at Tiger Park; ! - Tiger Classic; \$ - Shriners Children's Clearwater Invitational; % - Purple & Gold Challenge; ^ - LSU Invitational; [SEC] - SEC Contest; * - SEC Tournament; ~ - NCAA Tournament;

2026 HR TRACKER

NO.	PLAYER	OPPONENT (DATE)	PITCHER	ON-BASE	INNING	OUTS	COUNT	SCORE	FINAL
1	Char Lorenz [1]	Nevada (Feb. 6)	Berlingeri	1	6	0	3-2	3-2	W, 6-2
2	Ally Hutchins [1]	NC State (Feb. 6)	Gore	0	5	1	3-2	1-5	W, 7-5
3	Jalia Lassiter [1]	NC State (Feb. 6)	Talley	1	7	2	3-1	5-5	W, 7-5
4	Tori Edwards [1]	Illinois (Feb. 8)	Crawford	2	2	2	0-0	2-0	W, 9-1
5	Tori Edwards [2]	Lamar (Feb. 8)	Cuevas	2	3	0	2-1	1-0	W, 8-0
6	Tori Edwards [3]&	vs. RV/#23 Oklahoma St. (Feb. 12)	Meylan	0	2	0	3-2	0-0	W, 9-4
7	Alix Franklin [1]&	vs. No. 22/19 Duke (Feb. 13)	Curd	0	4	0	0-0	1-5	L, 5-3
8	Destiny Harris [1]	Michigan State (Feb. 21)	Cassady	1	2	1	2-0	0-1	W, 5-4
9	Tori Edwards [4]&	Michigan State (Feb. 21)	Cassady	0	3	0	0-0	2-1	W, 5-4
10	Char Lorenz [2]	at McNeese (Feb. 24)	Taylor	0	3	1	0-1	4-0	W, 9-3
11	Char Lorenz [3]	at McNeese (Feb. 24)	Chapman	0	4	2	2-1	7-0	W, 9-3
12	Kylee Edwards [1]	Memphis (Feb. 27)	Stutts	0	2	1	2-0	0-1	W, 11-2
13	Destiny Harris [2]	Memphis (Feb. 27)	Chavez	1	4	1	1-0	9-2	W, 11-2
14	Maci Bergeron [1]	Memphis (Feb. 28)	Caton	1	6	2	0-0	5-0	W, 7-0
15	Maci Bergeron [2]	at No. 1 Tennessee (March 7)	Nuwer	2	1	0	3-2	1-0	L, 11-6
16	Jalia Lassiter [2]	at No. 1 Tennessee (March 7)	Rutan	0	5	1	2-0	4-7	L, 11-6
17	Char Lorenz [4]	at No. 1 Tennessee (March 7)	Rutan	0	5	2	0-0	5-7	L, 11-6
18	Rylie Johnson [1]&	at No. 1 Tennessee (March 8)	Hardenburger	0	3	0	1-0	0-0	L, 8-5
19	Jalia Lassiter [3]	at No. 1 Tennessee (March 8)	Mardjetko	1	3	0	0-2	1-0	L, 8-5
20	Avery Hodge [1]	at Nicholls (March 10)	Paden	2	4	1	2-2	3-1	W, 12-2
21	Tori Edwards [5]	No. 16 Texas A&M (March 15)	Peters	0	6	1	2-0	0-3	L, 3-2
22	Alix Franklin [2]	No. 16 Texas A&M (March 16)	Lessentine	0	2	2	3-2	0-0	W, 7-2
23	Kylee Edwards [2]	at No. 21/24 South Carolina (March 20)	Heard	1	5	0	1-2	3-3	L, 6-5

Bold represents game tying or go-ahead home run

***Back-to-Back Home Runs
& Leadoff Home Run**

2026 TEAM GAME-BY-GAME BATTING

Date	Opponent	ab	r	h	rbi	2b	3b	hr	tb	bb	ibb	sb	cs	hbp	sac	sf	gdp	k	po	a	e	lob	avg
Feb 05	NC STATE	23	11	10	10	3	2	0	17	5	0	1	0	0	0	1	0	2	15	3	1	6	.435
Feb 06	NEVADA	24	6	6	6	3	0	1	12	6	0	2	0	0	0	0	0	4	21	7	0	6	.340
Feb 06	NC STATE	29	7	9	5	1	1	2	18	7	0	3	0	1	0	0	0	4	21	5	0	10	.329
Feb 07	NEVADA	19	8	3	6	1	0	0	4	9	0	0	0	2	1	0	0	6	18	2	0	7	.295
Feb 08	ILLINOIS	18	9	5	7	0	0	1	8	7	0	9	0	1	0	1	0	3	15	10	1	6	.292
Feb 08	LAMAR	21	8	9	8	3	2	1	19	5	0	4	0	1	0	1	0	2	15	7	0	6	.313
Feb 12	vs Nebraska	27	0	6	0	1	0	0	7	1	0	1	0	0	0	0	0	11	21	3	3	7	.298
Feb 12	vs Oklahoma St	31	9	8	6	0	1	1	13	2	0	2	0	1	0	0	0	5	21	10	1	4	.292
Feb 13	vs Duke	27	3	6	3	1	1	1	12	5	0	0	0	0	0	0	0	3	21	6	2	8	.283
Feb 14	vs UCF	27	1	8	1	0	0	0	8	3	0	0	1	0	0	0	0	3	21	8	2	8	.285
Feb 15	vs UCLA	20	0	3	0	0	1	0	5	2	0	0	0	0	0	0	1	4	16	8	1	4	.274
Feb 17	SOUTH ALABAMA	20	10	7	6	0	1	0	9	8	0	5	0	3	0	0	0	2	15	10	0	9	.280
Feb 20	MICHIGAN ST	20	9	7	6	1	0	0	8	5	0	3	0	3	0	1	0	4	15	2	0	8	.284
Feb 21	ULL	39	2	10	2	1	2	0	15	5	0	1	0	0	0	0	0	6	30	10	1	13	.281
Feb 21	MICHIGAN ST	24	5	6	4	0	0	2	12	7	0	2	0	0	0	1	0	1	21	6	0	9	.279
Feb 22	HOWARD	24	1	5	1	0	0	0	5	2	0	0	0	1	0	0	0	1	21	7	1	8	.275
Feb 24	at McNeese	30	9	10	8	1	0	2	17	11	0	0	1	0	0	0	0	2	21	5	0	11	.279
Feb 27	NICHOLLS	21	3	5	3	1	0	0	6	5	0	2	0	2	0	0	0	3	21	4	0	7	.277
Feb 27	MEMPHIS	19	11	6	8	2	0	2	14	8	0	1	0	1	0	0	0	1	15	10	0	5	.279
Feb 28	IOWA	23	5	6	5	3	0	0	9	4	0	0	0	1	1	0	0	1	21	3	1	6	.278
Feb 28	MEMPHIS	21	7	4	5	2	0	1	9	11	0	5	0	1	0	0	1	1	21	4	0	8	.274
*Mar 06	at Tennessee	24	0	4	0	0	0	0	4	0	0	0	0	0	0	0	1	6	18	9	1	3	.269
*Mar 07	at Tennessee	24	6	5	5	0	0	3	14	3	0	0	1	1	0	0	0	8	18	9	0	1	.267
*Mar 08	at Tennessee	28	5	6	5	1	0	2	13	6	0	1	0	0	0	0	0	2	20	5	1	8	.264
Mar 10	at Nicholls	35	12	14	12	3	2	1	24	4	0	1	0	3	0	0	0	5	21	7	1	9	.272
*Mar 14	TEXAS A&M	25	2	4	2	0	0	0	4	3	0	0	0	0	0	0	0	4	21	3	2	5	.267
*Mar 15	TEXAS A&M	23	2	3	2	0	0	1	6	3	0	0	0	3	1	0	0	7	21	10	2	7	.263
*Mar 16	TEXAS A&M	26	7	8	6	1	0	1	12	5	0	2	1	1	0	0	0	8	21	2	2	7	.264
*Mar 20	at South Carolina	48	5	11	5	4	1	1	20	6	1	0	0	0	0	0	0	10	35	11	0	13	.262
*Mar 21	at South Carolina	30	5	9	4	3	1	0	14	4	0	3	0	0	0	0	0	5	21	9	0	8	.264
*Mar 22	at South Carolina	23	2	2	2	1	0	0	3	3	0	0	0	1	1	0	0	9	21	5	0	5	.259
Totals		793	170	205	143	37	15	23	341	155	1	48	4	27	4	5	3	133	623	200	23	222	.259

2026 TEAM GAME-BY-GAME PITCHING

Date	Opponent	ip	h	r	er	bb	so	2b	3b	hr	wp	bk	hbp	dp	ibb	score	w-l	sv	era
Feb 05	NC STATE	5.0	2	3	3	3	10	0	0	1	3	0	2	0	0	11-3	1-0	0	4.20
Feb 06	NEVADA	7.0	8	2	2	2	5	1	0	1	2	0	0	1	0	6-2	2-0	0	2.92
Feb 06	NC STATE	7.0	8	5	5	4	7	1	0	0	0	0	0	0	0	7-5	3-0	0	3.68
Feb 07	NEVADA	6.0	7	0	0	3	7	1	0	0	1	0	1	1	0	8-0	4-0	0	2.80
Feb 08	ILLINOIS	5.0	7	1	0	0	1	1	0	0	0	0	1	1	0	9-1	5-0	0	2.33
Feb 08	LAMAR	5.0	1	0	0	0	4	1	0	0	0	0	1	0	0	8-0	6-0	0	2.00
Feb 12	vs Nebraska	7.0	8	6	2	1	2	4	0	0	1	0	1	1	0	0-6	6-1	0	2.00
Feb 12	vs Oklahoma St	7.0	7	4	4	2	3	3	0	0	0	0	0	2	0	9-4	7-1	0	2.29
Feb 13	vs Duke	7.0	10	5	5	4	5	0	1	0	1	0	4	0	0	3-5	7-2	0	2.62
Feb 14	vs UCF	7.0	11	5	2	3	7	1	0	1	0	0	0	2	0	1-5	7-3	0	2.56
Feb 15	vs UCLA	5.1	11	8	7	3	5	5	0	1	1	0	3	0	1	0-8	7-4	0	3.07
Feb 17	SOUTH ALABAMA	5.0	5	2	2	3	2	0	0	0	0	0	0	2	0	10-2	8-4	0	3.05
Feb 20	MICHIGAN ST	5.0	3	0	0	4	4	0	0	0	2	0	0	0	0	9-0	9-4	0	2.86
Feb 21	ULL	10.0	5	1	0	0	6	1	1	0	0	0	1	0	0	2-1	10-4	0	2.54
Feb 21	MICHIGAN ST	7.0	7	4	4	3	7	1	0	0	0	0	2	1	0	5-4	11-4	0	2.64
Feb 22	HOWARD	7.0	1	0	0	1	4	0	0	0	0	0	0	1	0	1-0	12-4	1	2.46
Feb 24	at McNeese	7.0	6	3	3	7	11	2	0	1	2	0	0	2	0	9-3	13-4	1	2.50
Feb 27	NICHOLLS	7.0	1	1	1	1	4	0	0	0	0	0	2	0	0	3-1	14-4	2	2.41
Feb 27	MEMPHIS	5.0	4	2	2	2	3	1	0	0	1	0	1	1	0	11-2	15-4	2	2.42
Feb 28	IOWA	7.0	4	3	3	3	2	1	0	0	1	0	0	0	0	5-3	16-4	2	2.45
Feb 28	MEMPHIS	7.0	2	0	0	2	9	0	0	0	0	0	1	0	0	7-0	17-4	2	2.33
*Mar 06	at Tennessee	6.0	9	5	3	1	1	1	0	2	1	0	1	0	0	0-5	17-5	2	2.38
*Mar 07	at Tennessee	6.0	14	11	11	3	1	1	0	4	0	0	0	1	0	6-11	17-6	2	2.80
*Mar 08	at Tennessee	6.2	8	8	7	5	4	2	0	3	0	0	1	0	0	5-8	17-7	2	3.00
Mar 10	at Nicholls	7.0	3	2	1	2	4	2	0	0	0	0	0	0	0	12-2	18-7	2	2.91
*Mar 14	TEXAS A&M	7.0	5	7	5	6	6	1	0	2	1	0	0	0	0	2-7	18-8	2	3.00
*Mar 15	TEXAS A&M	7.0	6	3	3	0	6	0	0	1	0	0	0	1	0	2-3	18-9	2	3.00
*Mar 16	TEXAS A&M	7.0	5	2	1	5	6	1	0	0	0	0	0	0	0	7-2	19-9	2	2.92
*Mar 20	at South Carolina	11.2	15	6	6	1	9	1	0	2	1	0	2	1	0	5-6	19-10	2	2.96
*Mar 21	at South Carolina	7.0	8	1	1	0	2	0	0	1	1	0	0	1	0	5-1	20-10	2	2.90
*Mar 22	at South Carolina	7.0	2	1	1	3	5	0	0	1	1	0	0	0	0	2-1	21-10	2	2.83
Totals		207.2	193	101	84	77	152	33	2	21	20	0	24	19	1	170-101	21-10	2	2.83

TIGER FINDINGS: PLAYER FACTS

NO. 00 JAYDEN HEAVENER

Aspires to have a job in radiology...majoring in sports administration...on her bucket list includes bungee jumping and swimming with sharks...is an avid sneaker head...would have selected Kobe Bryant as a mentor...favorite sport outside of softball is volleyball...would like to learn how to tumble...her favorite fictional character is Elsa from Frozen.

NO. 1 ALLY HUTCHINS

Aspires to be a doctor...majoring in biology...would like to live in Boston...would not want just one mentor, rather would like to pull from a multitude of people to be the best she can be...her favorite sport outside of softball is volleyball...was one belt shy of becoming a black belt in Tae Kwon Do.

NO. 2 MADDOX MCKEE

A sports administration major...if she does well in a game, she must have her hair done the same way for the next game and eat the same things...some items on her bucket list include skydiving, riding in a hot air balloon and seeing the Northern Lights...if she could pick anyone to be her mentor, it would be Carlos Correa...fun fact, she has an extra vertebrae in her back...favorite sport outside of softball is volleyball...loves pandas and sea turtles...if she could be a fictional character she would be Moana.

NO. 4 GRADIE APPLING

Wants to be a large animal veterinarian...majoring in animal science...wants to visit Hawaii and Jamaica, and wants to see Hamilton on Broadway...would like Muhammad Ali because they are birthday twins (January 17) and he is the greatest...she is the only child...her favorite sport outside of softball is basketball...would like to learn how to surf.

NO. 7 JALIA LASSITER

Interested in becoming an ESPN broadcaster, be in real estate and/or work in forensics...majoring in sociology with a minor in broadcasting...wants to go to Jamaica and visit New York during Christmas...would have liked to have Pete Rose as a mentor...loves to hunt and enjoys being outdoors...favorite sports out of softball is basketball, track and volleyball...black panthers are her favorite type of animals...if she could be any fictional character it would be Spiderman.

NO. 8 CALI DEAL

Desires to have a career as a physical therapist...majoring in kinesiology...Although she would entertain the thought of Hawaii, she would rather remain living in her home state of Louisiana...her hometown, Quitman, has around 300 residents according to recent surveys...items on her bucket list include riding a camel in Egypt, visiting Greece and spending Christmas in New York...would have liked Kobe Bryant as mentor due to his mentality towards sports...favorite sport outside of softball is basketball...would like to learn how to sing.

NO. 10 RYLIE JOHNSON

Wants to be an attorney or political figure...majoring in political communications...wants to visit Greece and Wales...would like to live in Montana...Jesus is her mentor...enjoys going to bed early so that she can wake up early...favorite sport outside of softball is basketball...wants to learn how to juggle.

NO. 11 LAURYN SOEKEN

Interested in becoming an aesthetic nurse...majoring in biological sciences...wants to live in Florida...has skydiving, riding in a helicopter, horseback riding in the Grand Canyon, and going to Italy as items on her bucket list...would have liked to have David from the Bible as her mentor. He demonstrated that public confidence must come from a personal relationship with God and confidence important in not just sports, but in society...she loves to ride horses...favorite sports outside of softball is volleyball, but is interested in learning how to golf.

NO. 12 MACI BERGERON

Majoring in finance and wants to be a CFO of a company...she is left handed, but plays sports right handed...wants to visit Bora Bora, Italy and Maldives...also wants to go to a MLB World Series with her dad...would love for Nick Saban to be her mentor... her favorite sport outside of softball is volleyball...if she could learn any skill, it would be how to fly a plane and surfing.

NO. 14 ASHLIN MOWERY

Aspires to be a physical therapist...studying kinesiology...would love to live in Greece...a couple of items on her bucket list is to go skydiving and learn how to do a backflip...credits her father as her biggest mentor ...played piano for three years as a kid...favorite sport outside of softball is baseball and football...if she could learn any skill, it would be sign language or photography.

NO. 15 JADYN LANEUX

Wants to be a Sports Nutritionist...majoring in kinesiology...superstition pet peeve is when people split poles...being a runway model and going to the Amazon Rainforest are on her bucket list...would love Kobe Bryant to be her mentor...took two years of American sign language in high school...outside of softball, her favorite sport to play is volleyball and likes to watch is gymnastics... if she could learn a skill, it would be to become fluent in Spanish... as a fictional character, she would like to be Black Widow from Marvel.

NO. 17 PAYTN MONTICELLI

Studying broadcast journalism with a dream of working at ESPN as a play-by-play analyst...would love to live in Cambridge, England...was born on a Royal Airforce Base in Lakenheath, England...on her bucket list is skydiving, seeing the 7 Wonders of the World, and visiting all of the National Parks...would like to be mentored by Michael Jordan...favorite sport outside of softball is volleyball...wants to learn how to do a backflip.

NO. 18 TATUM CLOPTON

Wants to be a Lawyer and eventually a Judge...majoring in philosophy pre-law...is not superstitious, believes everything is already planned by God...items on her bucket list include running a marathon, visit all 50 states and visit every National Park...if she could pick anyone to be her mentor, it would be Queen Esther from the Bible and ask her advice on trust and faithfulness while honoring God's plan and timing...wears No. 18 because it was her mom's high school number that is retired. Her mom was a pitcher at Kansas...favorite sport outside of softball is hockey...favorite type of animal is an elephant...would like to learn how to weld and how to fix cars from nothing...if she could be a fictional character it would be Elizabeth Bennet from Pride and Prejudice.

NO. 20 ALIX FRANKLIN

Desires to be a clinical psychologist...majoring in psychology...wants to go on mission trips and travel to Bora Bora...if she could, she would have The Apostle Paul be her mentor...she already has a baking business...favorite sports outside of softball is basketball...if she could be a fictional character it would be The Flash.

NO. 21 CECE CELLURA

Studying nutrition and would like to be a dietitian for collegiate and professional athletes...if she could live anywhere, it would be the country side of Italy to have land and a farm...is not superstitious, but she does like listening to either house music or rap before games...one item on her bucket list is cage free shark diving...her parents are her greatest mentors...can cook very well...her favorite sports outside of softball is gymnastics...would like to learn how to do hair and nails in order to save money.

NO. 23 SIERRA DANIEL

Wants to be an event coordinator for a professional team...majoring in sports administration...would like to be mentored by Kobe Bryant...favorite sport outside of softball is basketball...if she could be a fictional character it would be Miley Stewart.

TIGER FINDINGS: PLAYER FACTS

NO. 24 CHAR LORENZ

Wants to be an infertility nurse practitioner...majoring in kinesiology...is not sure where she wants to live, but knows she wants a big house with land to put a ball field in the backyard... bucket list items is to travel the world, see the Northern Lights, learn a new language and become a good guitarist...her dad is her biggest mentor...she is a good writer across genres: essays, stories and creative writing...also loves to play Fortnite...other than softball, her favorite sport to play is pickleball and favorite sports to watch is football and college basketball.

NO. 28 JADA PHILLIPS

Aspires to be a physical therapist...majoring in kinesiology...would like to live abroad...would like Michael Jordan to be her mentor... she can sing...favorite sport outside of softball is basketball...wants to learn how to do a backflip...favorite fictional character is Wonder Woman.

NO. 33 DESTINY HARRIS

Aspires to be an ultrasound technician...majoring in sports administration with a minor in business...wants to travel outside of the country...would select Kobe Bryant as a mentor...loves building legos...likes women's volleyball outside of softball...would love to learn how to play a whole bunch of instruments...if she could be any fictional character, it would be SpongeBob.

NO. 42 TORI EDWARDS

Desires to be a Sports Analyst on ESPN...majoring in mass communications with a concentration in journalism and broadcasting...not superstitious, but she does look at a picture of herself playing softball before every game...if she could have any mentor, it would be Kobe Bryant...played AAU basketball until her junior year of high school...she is a certified scuba diver...loves dolphins and Tigers...wants to learn how to tumble...if she could be a fictional character, it would be Tip from Home.

NO. 44 CI'ELLA PICKETT

Majoring in forensic psychology and aspires to do something that has to do with the study of criminals or crime scenes...desires to live in California or anywhere her family is...on her bucket list is winning the WCWS, becoming an All-American, and traveling to Jamaica and the Bahamas...would select Savannah Jaquish as a mentor. They are from the same area, SJ is a four-time All-American at LSU, and she just has that dawg in her...her favorite sport outside of softball is basketball and she would like to learn how to crochet.

NO. 67 KYLEE EDWARDS

Wants to own her own business...majoring in interdisciplinary studies...although from the midwest, would like to stay down in the south and acquire land...items on her bucket list includes traveling to the Cayman Islands, go snorkeling and go on a cruise...a true country gal, she uses to barrel race and show livestock in 4-H shows and fairs...favorite sport outside of softball is basketball... would like to become a good cook because she is tired of her taco bowls.

NO. 82 AVERY HODGE

Wants to have a job in social media marketing or something in sales...majoring in communications...wants to travel to Greece and see the Northern Lights...her mentor is her dad...favorite sport outside of softball is volleyball...hates putting sheets on her bed and folding the fitted sheet...if she could learn a skill it would be playing the harmonica...if she could be a fictional character it would be Katniss Everdeen.



JAYDEN HEAVENER

00

Pitcher / Utility · 5-6 · Sophomore · L/L · 1L · Pace, Fla. (Pace HS)

SINGLE-GAME SEASON HIGHS

Hits	N/A
Doubles	N/A
Triples	N/A
Home Runs	N/A
Total Bases	N/A
RBI's	N/A
Runs Scored	N/A
Walks	N/A
Hit By Pitch	N/A
Sacrifice Flies	N/A
Sac Hits	N/A
At Bats	1, South Alabama (02/17/26)
Stolen Bases	N/A
Innings Pitched	7.1 at #21/24 South Carolina (03/20/26)
Strikeouts	11 at McNeese (02/24/26)
Batters Faced	35 at #1 Tennessee (03/08/26)
Putouts	N/A
Assists	2, at #1 Tennessee (03/08/26) vs. #11/8 Nebraska (02/12/26)
Runners CS	N/A

SINGLE-GAME CAREER HIGHS

Hits	N/A
Doubles	N/A
Triples	N/A
Home Runs	N/A
Total Bases	N/A
RBI's	N/A
Runs Scored	N/A
Walks	N/A
Hit By Pitch	N/A
Sacrifice Flies	N/A
Sac Hits	N/A
At Bats	1, South Alabama (02/17/26)
Stolen Bases	N/A
Innings Pitched	7.1 at #21/24 South Carolina (03/20/26)
Strikeouts	13, Charlotte (02/07/25)
Batters Faced	35, at #1 Tennessee (03/08/26) at #8/6 Arkansas (05/02/25)
Putouts	1, at #8/6 Arkansas (05/02/25) at McNeese (04/01/25)
Assists	4, Southeastern La. (05/16/25)
Runners CS	N/A

Complete bio

Sophomore Season (2026)

- A 2025 NFCA Gulf All-Region Second Team and 2025 All-SEC Second Team selection.
- Threw a perfect game in her collegiate debut vs. Charlotte (Feb. 7, 2025) and had 13 strikeouts.
- Tallied 152 strikeouts and ranked No. 7 in the program's single season record book with a .164 opposing batting average.
- Allowed 68 hits, which is a program record for fewest in a single season.
- First true left-handed pitcher in program history since 1997-2000.

2026 SEASON GAME-BY-GAME

Date	Opponent	Pos	AB	R	H	RBI	2B	3B	HR	BB	SB	CS	HBP	SAC	SF	GDP	K	PO	A	E	Avg
Feb 12	vs Nebraska	*p	0	0	0	0	0	0	0	0	0	0	0	0	0	0	0	0	0	0	0.000
Feb 17	SOUTH ALABAMA	ph	1	0	0	0	0	0	0	0	0	0	0	0	0	0	0	0	0	0	0.000
Feb 20	MICHIGAN ST	*p	0	0	0	0	0	0	0	0	0	0	0	0	0	0	0	0	0	0	0.000
Mar 06	at Tennessee	*p	0	0	0	0	0	0	0	0	0	0	0	0	0	0	0	0	0	2	1.000
Mar 08	at Tennessee	*p	0	0	0	0	0	0	0	0	0	0	0	0	0	0	0	0	0	0	0.000
Mar 14	TEXAS A&M	*p	0	0	0	0	0	0	0	0	0	0	0	0	0	0	0	0	0	0	0.000
Mar 20	at South Carolina	*p	0	0	0	0	0	0	0	0	0	0	0	0	0	0	0	0	0	0	0.000
Mar 22	at South Carolina	*p	0	0	0	0	0	0	0	0	0	0	0	0	0	0	0	0	0	0	0.000
Totals			6gs	1	0	0	0	0	0	0	0	0	0	0	0	0	0	0	0	8	1.000

On base pct. .000 · Slugging pct. .000

#0 Jayden Heavener - 15 appearances (All games)

Date	Opponent	GS	IP	H	R	ER	BB	SO	2B	3B	HR	WP	BK	HBP	IBB	Score	W-L	Sv	ERA	NP
Feb 05	NC STATE	*	5.0	2	3	3	3	10	0	0	1	3	0	2	0	11-3	1-0	0	4.20	98
Feb 07	NEVADA	*	6.0	7	0	0	3	7	1	0	0	1	0	1	0	8-0	2-0	0	1.91	118
Feb 12	vs Nebraska	*	3.2	4	5	1	1	1	2	0	0	1	0	1	0	0-6	2-1	0	1.91	67
Feb 13	vs Duke	*	7.0	10	5	5	4	5	0	1	0	1	0	4	0	3-5	2-2	0	2.91	135
Feb 15	vs UCLA	*	2.0	1	2	1	2	3	0	0	1	0	0	2	1	0-8	2-2	0	2.96	48
Feb 20	MICHIGAN ST	*	5.0	3	0	0	4	4	0	0	0	2	0	0	0	9-0	3-2	0	2.44	87
Feb 21	ULL	*	2.0	0	0	0	0	3	0	0	0	0	0	1	0	2-1	4-2	0	2.28	29
Feb 24	at McNeese	*	7.0	6	3	3	7	11	2	0	1	2	0	0	0	9-3	5-2	0	2.42	156
Feb 27	NICHOLLS	*	2.0	0	0	0	1	2	0	0	0	0	0	0	0	3-1	5-2	1	2.29	31
Feb 28	IOWA	*	7.0	4	3	3	3	2	1	0	0	1	0	0	0	5-3	6-2	1	2.40	88
Mar 06	at Tennessee	*	6.0	9	5	3	1	1	1	0	2	1	0	1	0	0-5	6-3	1	2.53	98
Mar 08	at Tennessee	*	6.2	8	8	7	5	4	2	0	3	0	0	1	0	5-8	6-4	1	3.07	157
Mar 14	TEXAS A&M	*	4.0	4	5	3	5	4	1	0	1	1	0	0	0	2-7	6-5	1	3.21	95
Mar 20	at South Carolina	*	7.1	6	1	1	0	6	1	0	0	1	0	1	0	5-6	6-6	1	2.97	111
Mar 22	at South Carolina	*	7.0	2	1	1	3	5	0	0	1	1	0	0	0	2-1	7-6	1	2.79	103
Totals			11	77.2	66	41	31	42	68	11	1	10	15	0	14	1 64-57	7-6	1	2.79	-

HEAVENER'S CAREER STATS

Year	avg	gp-gs	ab	r	h	2b	3b	hr	rbi	tb	slg%	bb	hbp	so	gdp	ob%	sf	sh	sb-att	po	a	e	fld%
2025	.000	0-0	0	0	0	0	0	0	0	0	.000	0	0	0	0	.000	0	0	0-0	2	16	1	.947
2026	.000	1-0	1	0	0	0	0	0	0	0	.000	0	0	0	0	.000	0	0	0-0	0	8	1	.889
TOTAL	.000	1-0	1	0	0	0	0	0	0	0	.000	0	0	0	0	.000	0	0	0-0	2	24	2	.929

Year	era	w-l	app	gs	cg	sho	sv	ip	h	r	er	bb	so	2b	3b	hr	bf	bavg	wp	hbp	bk	sfa	sha
2025	2.75	13-5	25	21	11	5/0	1	119.2	68	52	47	77	152	6	0	9	530	.164	15	27	0	2	10
2026	2.79	7-6	15	11	9	2/0	1	77.2	66	41	31	42	68	11	1	10	355	.229	15	14	0	6	5
TOTAL	2.77	20-11	40	32	20	7/0	2	197.1	134	93	78	119	220	17	1	19	885	.191	30	41	0	8	15



ALLY HUTCHINS

1

Infield • 5-10 • Junior • R/R • TR • Paducah, Ky. (Kentucky)

SINGLE-GAME SEASON HIGHS

Hits	2, Howard (02/22/26) NC State (02/05/26)
Doubles	1, vs. #11/8 Nebraska (02/12/26) Nevada (02/06/26)
Triples	N/A
Home Runs	1, NC State (02/06/26)
Total Bases	4, NC State (02/06/26)
RBIs	3, Nevada (02/06/26)
Runs Scored	2, Michigan St. (02/20/26) NC State (02/06/26)
Walks	3 at McNeese (02/24/26)
Hit By Pitch	1, Michigan St. (02/20/26)
Sacrifice Flies	1, Illinois (02/08/26)
Sac Hits	N/A
At Bats	5, UL Lafayette (02/21/26)
Stolen Bases	N/A
Putouts	2, Michigan St. (02/21/26) South Alabama (02/17/26)
Assists	4, Lamar (02/08/26)

SINGLE-GAME CAREER HIGHS

Hits	3, Missouri (03/08/25)*
Doubles	1, Nine Times*
Triples	1 vs. #8 Duke (02/09/25)* vs. Wisconsin (02/15/24)*
Home Runs	1, 13 Times*
Total Bases	6, Missouri (03/08/25)*
RBIs	3, Four Times*
Runs Scored	3 at Western Ky. (02/28/25)*
Walks	3 at McNeese (02/24/26) at Georgia Tech (02/22/25)*
Hit By Pitch	1, Four Times*
Sacrifice Flies	1, Illinois (02/08/26) #7 Georgia (04/14/24)*
Sac Hits	1, Nine Times*
At Bats	5, UL Lafayette (02/21/26) vs. #14 North Carolina (02/15/24)*
Stolen Bases	1, Five Times*
Putouts	4 at Boston (04/11/25)*
Assists	4, Lamar (02/08/26)

* Includes games played at Kentucky

Complete bio

Junior Season (2026)

- Recorded a multi-hit game in season opener and hit a home run in her third game, both against NC State.
- Logged a career-high four assists vs. Lamar (Feb. 8), her only game at third base during opening weekend.
- Appeared in all 58 games last season at Kentucky at the hot corner.
- Batted .285 on 45 hits, including six home runs, and had 41 runs and 19 RBI last season.

2026 SEASON GAME-BY-GAME

Date	Opponent	Pos	AB	R	H	RBI	2B	3B	HR	BB	SB	CS	HBP	SAC	SF	GDP	K	PO	A	E	Avg	
Feb 05	NC STATE	*dh	3	1	2	0	0	0	0	0	0	0	0	0	0	0	0	0	0	0	0	.667
Feb 06	NEVADA	*dh	2	0	1	3	1	0	0	1	0	0	0	0	0	0	0	0	0	0	0	.600
Feb 06	NC STATE	*dh	2	2	1	1	0	0	1	2	0	0	0	0	0	0	0	0	0	0	0	.571
Feb 07	NEVADA	*dh	1	1	0	0	0	0	0	2	0	0	0	0	0	0	1	0	0	0	0	.500
Feb 08	ILLINOIS	*dh	2	0	0	1	0	0	0	0	0	0	0	0	1	0	1	0	0	0	0	.400
Feb 08	LAMAR	*3b	2	0	0	0	0	0	0	1	0	0	0	0	0	0	0	1	4	0	0	.333
Feb 12	vs Nebraska	*dh	3	0	1	0	1	0	0	0	0	0	0	0	0	0	1	0	0	0	0	.333
Feb 12	vs Oklahoma St	*3b	4	1	1	1	0	0	0	0	0	0	0	0	0	0	0	1	3	0	0	.316
Feb 13	vs Duke	*dh	4	0	0	0	0	0	0	0	0	0	0	0	0	0	1	0	0	0	0	.261
Feb 14	vs UCF	*dh	3	0	0	0	0	0	0	0	0	0	0	0	0	0	0	1	0	0	0	.231
Feb 15	vs UCLA	*3b	2	0	0	0	0	0	0	0	0	0	0	0	0	0	0	0	1	0	0	.214
Feb 17	SOUTH ALABAMA	*dh/3	2	1	1	1	0	0	0	1	0	0	0	0	0	0	0	2	1	0	0	.233
Feb 20	MICHIGAN ST	*3b	2	2	0	0	0	0	0	0	0	0	1	0	0	0	0	1	0	0	0	.219
Feb 21	ULL	*3b	5	0	1	0	0	0	0	0	0	0	0	0	0	0	2	0	0	0	0	.216
Feb 21	MICHIGAN ST	*3b	3	0	0	0	0	0	0	0	0	0	0	0	0	0	1	2	2	0	0	.200
Feb 22	HOWARD	*dh	3	0	2	0	0	0	0	0	0	0	0	0	0	0	0	0	0	0	0	.233
Feb 24	at McNeese	*3b	0	1	0	1	0	0	0	3	0	0	0	0	0	0	0	1	1	0	0	.233
Feb 27	NICHOLLS	*3b	2	0	0	0	0	0	0	1	0	0	0	0	0	0	0	0	1	0	0	.222
Feb 28	IOWA	*3b	1	0	0	0	0	0	0	0	0	0	0	0	0	0	1	0	0	0	0	.217
Mar 07	at Tennessee	*dh	3	0	0	0	0	0	0	0	0	0	0	0	0	0	3	0	0	0	0	.204
Mar 10	at Nicholls	ph	1	0	0	0	0	0	0	0	0	0	0	0	0	0	1	0	0	0	0	.200
Mar 20	at South Carolina	ph/d	3	0	0	0	0	0	0	0	0	0	0	0	0	0	2	0	0	0	0	.189
Totals			20gs	53	9	10	8	2	0	1	11	0	0	1	0	1	0	15	8	13	0	.189

On base pct. .333 • Slugging pct. .283

HUTCHINS' CAREER STATS (AT KENTUCKY 2024-2025)

Year	avg	gp-gs	ab	r	h	2b	3b	hr	rbi	tb	slg%	bb	hbp	so	gdp	ob%	sf	sh	sb-att	po	a	e	fld%
2024	.246	54-44	134	18	33	3	1	6	26	56	.418	18	1	35	0	.338	1	4	1-1	3	1	0	1.000
2025	.285	58-58	158	41	45	4	1	6	19	69	.437	46	2	28	0	.451	0	5	4-4	31	73	12	.897
TOTAL	.267	112-102	292	59	78	7	2	12	45	125	.428	64	3	63	0	.403	1	9	5-5	34	74	12	.900

HUTCHINS' CAREER STATS (AT LSU)

Year	avg	gp-gs	ab	r	h	2b	3b	hr	rbi	tb	slg%	bb	hbp	so	gdp	ob%	sf	sh	sb-att	po	a	e	fld%
2026	.189	22-20	53	9	10	2	0	1	8	15	.283	11	1	15	0	.333	1	0	0-0	8	13	0	1.000
TOTAL	.189	22-20	53	9	10	2	0	1	8	15	.283	11	1	15	0	.333	1	0	0-0	8	13	0	1.000



MADDOX MCKEE

2

Utility • 5-4 • Junior • L/R • 2L • Montgomery, Texas (Lake Creek HS)

SINGLE-GAME SEASON HIGHS

Hits	2 at #21/24 South Carolina (03/21/26) Nicholls (02/27/26)
Doubles	1 at McNeese (02/24/26)
Triples	1 at #21/24 South Carolina (03/21/26)
Home Runs	N/A
Total Bases	4 at #21/24 South Carolina (03/21/26)
RBIs	3 at #21/24 South Carolina (03/21/26)
Runs Scored	1, Five Times
Walks	1, South Alabama (02/17/26)
Hit By Pitch	1, Texas A&M (03/15/26) at #1 Tennessee (03/07/26)
Sacrifice Flies	N/A
Sac Hits	N/A
At Bats	5 at McNeese (02/24/26)
Stolen Bases	2, Michigan St. (02/20/26)
Putouts	5, Nicholls (02/27/26)
Assists	N/A

SINGLE-GAME CAREER HIGHS

Hits	3, Three Times
Doubles	1, Six Times
Triples	1 at #21/24 South Carolina (03/21/26) McNeese (04/22/25)
Home Runs	1, at McNeese (04/01/25)
Total Bases	5, at McNeese (04/01/25)
RBIs	3 at #21/24 South Carolina (03/21/26)
Runs Scored	2, Five Times
Walks	2, at #8/6 Arkansas (05/02/25) #11/12 Texas A&M (03/30/24)
Hit By Pitch	2, Southeastern La. (02/09/25)
Sacrifice Flies	1, Three Times
Sac Hits	1, McNeese (04/22/25) #21/22 Northwestern (02/14/25)
At Bats	5 at McNeese (02/24/26)
Stolen Bases	2, Michigan St. (02/20/26) vs. UConn (05/17/25)
Putouts	5, Nicholls (02/27/26)
Assists	5, Southeastern La. (02/09/25)

Complete bio

Junior Season (2026)

- Recorded a career-high four RBI at No. 21/24 South Carolina on two hits (March 21).
- Logged her first hit of the season, a double, at McNeese (Feb. 24).
- Made 37 starts and appeared in 43 games with a .284 batting average with 29 hits, 21 runs and 14 RBI in 2025.
- Put together a five-game hitting streak and seven-game reach streak last season.
- Hit her first collegiate home run at McNeese (April 1), and first career triple vs. McNeese (April 22).

2026 SEASON GAME-BY-GAME

Date	Opponent	Pos	AB	R	H	RBI	2B	3B	HR	BB	SB	CS	HBP	SAC	SF	GDP	K	PO	A	E	Avg
Feb 08	ILLINOIS	of	1	0	0	1	0	0	0	0	0	0	0	0	0	0	0	1	0	0	.000
Feb 12	vs Oklahoma St	pr	0	0	0	0	0	0	0	0	1	0	0	0	0	0	0	0	0	0	.000
Feb 13	vs Duke	of	0	0	0	0	0	0	0	0	0	0	0	0	0	0	0	0	0	0	.000
Feb 14	vs UCF	of	0	0	0	0	0	0	0	0	0	0	0	0	0	0	0	0	0	0	.000
Feb 17	SOUTH ALABAMA	pr/of	0	1	0	0	0	0	0	1	0	0	0	0	0	0	0	0	0	0	.000
Feb 20	MICHIGAN ST	*dh/of	3	1	0	1	0	0	0	2	0	0	0	0	0	0	1	1	0	0	.000
Feb 21	ULL	ph/d	2	0	0	0	0	0	0	0	0	0	0	0	0	0	0	0	0	0	.000
Feb 21	MICHIGAN ST	pr	0	0	0	0	0	0	0	0	0	0	0	0	0	0	0	0	0	0	.000
Feb 24	at McNeese	*of	5	1	1	1	1	0	0	0	0	0	0	0	0	0	0	0	0	0	.091
Feb 27	NICHOLLS	*of	3	0	2	0	0	0	0	0	1	0	0	0	0	0	0	5	0	0	.214
Feb 28	IOWA	ph	1	1	1	0	0	0	0	0	0	0	0	0	0	0	0	0	0	0	.267
Feb 28	MEMPHIS	of	0	0	0	0	0	0	0	0	0	0	0	0	0	0	0	0	0	0	.000
Mar 06	at Tennessee	*of	2	0	0	0	0	0	0	0	0	0	0	0	0	0	0	1	3	0	.235
Mar 07	at Tennessee	*of	1	0	0	0	0	0	0	0	0	1	1	0	0	0	0	1	2	0	.222
Mar 08	at Tennessee	of	0	0	0	0	0	0	0	0	0	0	0	0	0	0	0	0	1	0	.222
Mar 14	TEXAS A&M	of	0	0	0	0	0	0	0	0	0	0	0	0	0	0	0	0	0	0	.222
Mar 15	TEXAS A&M	ph	0	1	0	0	0	0	0	0	0	1	0	0	0	0	0	0	0	0	.222
Mar 16	TEXAS A&M	pr	0	0	0	0	0	0	0	0	0	0	0	0	0	0	0	0	0	0	.222
Mar 21	at South Carolina	of	2	0	2	3	0	1	0	0	0	0	0	0	0	0	0	0	1	0	.300
Mar 22	at South Carolina	*of	3	0	0	0	0	0	0	0	0	0	0	0	0	0	0	3	1	0	.261
Totals		6gs	23	5	6	6	1	1	0	1	4	1	2	0	0	0	0	6	15	0	.261

On base pct. .346 • Slugging pct. .391

MCKEE'S CAREER STATS

Year	avg	gp-gs	ab	r	h	2b	3b	hr	rbi	tb	slg%	bb	hbp	so	gdp	ob%	sf	sh	sb-att	po	a	e	fld%
2024	.237	32-17	59	11	14	2	0	0	7	16	.271	5	1	7	0	.299	2	0	1-2	13	20	5	.868
2025	.284	43-37	102	21	29	3	1	1	14	37	.363	15	4	11	1	.393	1	2	10-12	23	18	2	.953
2026	.261	20-6	23	5	6	1	1	0	6	9	.391	1	2	6	0	.346	0	0	4-5	15	0	0	1.000
TOTAL	.266	95-60	184	37	49	6	2	1	27	62	.337	21	7	24	1	.358	3	2	15-19	51	38	7	.927



GRADIE APPLING

4

Utility • 5-5 • Freshman • R/R • HS • Juliette, Ga. (Tattnall Square Academy)

SINGLE-GAME SEASON HIGHS

Hits	N/A
Doubles	N/A
Triples	N/A
Home Runs	N/A
Total Bases	N/A
RBI	N/A
Runs Scored	1 at Nicholls (03/10/26)
Walks	N/A
Hit By Pitch	N/A
Sacrifice Flies	N/A
Sac Hits	N/A
At Bats	1, Illinois (02/08/26)
Stolen Bases	N/A
Putouts	N/A
Assists	N/A

SINGLE-GAME CAREER HIGHS

Hits	N/A
Doubles	N/A
Triples	N/A
Home Runs	N/A
Total Bases	N/A
RBI	N/A
Runs Scored	1 at Nicholls (03/10/26)
Walks	N/A
Hit By Pitch	N/A
Sacrifice Flies	N/A
Sac Hits	N/A
At Bats	1, Illinois (02/08/26)
Stolen Bases	N/A
Putouts	N/A
Assists	N/A

Complete bio

Freshman Season (2026)

- Scored first career run at Nicholls (March 10).
- A four-year letterwinner at Tattnall Square Academy.
- Led her high school team to a 2024 Georgia Independent School Association State Championship title.
- A four-time All-State selection and two-time Region Player of the Year.

2026 SEASON GAME-BY-GAME

Date	Opponent	Pos	AB	R	H	RBI	2B	3B	HR	BB	SB	CS	HBP	SAC	SF	GDP	K	PO	A	E	Avg
Feb 08	ILLINOIS	ph	1	0	0	0	0	0	0	0	0	0	0	0	0	0	1	0	0	0	.000
Feb 27	NICHOLLS	pr	0	0	0	0	0	0	0	0	0	0	0	0	0	0	0	0	0	0	.000
Mar 10	at Nicholls	pr	0	1	0	0	0	0	0	0	0	0	0	0	0	0	0	0	0	0	.000
Mar 22	at South Carolina	pr	0	0	0	0	0	0	0	0	0	0	0	0	0	0	0	0	0	0	.000
Totals		ogs	1	1	0	0	0	0	0	0	0	0	0	0	0	0	1	0	0	0	.000

On base pct. .000 • Slugging pct. .000

APPLING'S CAREER STATS

Year	avg	gp-gs	ab	r	h	2b	3b	hr	rbi	tb	slg%	bb	hbp	so	gdp	ob%	sf	sh	sb-att	po	a	e	fld%
2026	.000	4-0	1	1	0	0	0	0	0	0	.000	0	0	1	0	.000	0	0	0-0	0	0	0	.000
TOTAL	.000	4-0	1	1	0	0	0	0	0	0	.000	0	0	1	0	.000	0	0	0-0	0	0	0	.000



JALIA LASSITER

7

Outfielder • 5-7 • Senior • R/R • 1L • Atmore, Ala. (Ole Miss)

SINGLE-GAME SEASON HIGHS

Hits	3 vs. UCF (02/14/26) vs. #22/19 Duke (02/13/26)
Doubles	2 at #21/24 South Carolina (03/20/26)
Triples	1 vs. #22/19 Duke (02/13/26) Lamar (02/08/26)
Home Runs	1, Three Times
Total Bases	6 vs. #22/19 Duke (02/13/26)
RBI's	3, NC State (02/05/26)
Runs Scored	3, South Alabama (02/17/26)
Walks	2, Four Times
Hit By Pitch	2, Michigan St. (02/20/26) Nevada (02/07/26)
Sacrifice Flies	1, Michigan St. (02/20/26) NC State (02/05/26)
Sac Hits	1, Iowa (02/28/26)
At Bats	6 at #21/24 South Carolina (03/20/26)
Stolen Bases	2, South Alabama (02/17/26)
Putouts	5 at #21/24 South Carolina (03/20/26)
Assists	1, Memphis (02/27/26)

SINGLE-GAME CAREER HIGHS

Hits	4, at #13/15 Georgia (03/22/25)
Doubles	2, Four Times*
Triples	1, 12 Times*
Home Runs	1, 13 Times*
Total Bases	8, at #13/15 Georgia (03/22/25)
RBI's	4, Three Times*
Runs Scored	3, Five Times*
Walks	3 at Texas A&M (04/20/2024)* at LSU (03/18/2024)*
Hit By Pitch	2, Michigan St. (02/20/26) Nevada (02/07/26)
Sacrifice Flies	1, Nine Times*
Sac Hits	1, 10 Times*
At Bats	6 at #21/24 South Carolina (03/20/26) Auburn (04/26/2024)*
Stolen Bases	3, Memphis (03/28/2023)*
Putouts	8 vs. LSU (05/10/2023)*
Assists	1, Seven Times*

* Includes games played at Ole Miss

Complete bio

Senior Season (2026)

- Leads the team with 28 runs, 11 extra-base hits and eight stolen bases.
- Secured LSU rally with a two-run walk-off home run vs. NC State (Feb. 6). Added two homers at No. 1 Tennessee.
- Selected to the 2025 NFCA Gulf All-Region Third Team, making her a three-time NFCA All-Region Selection (2 - South, 1 - Gulf).
- Logged a .330 batting average with 61 hits, including 19 extra-base hits in 2025.
- Was 4-for-4 with four RBI and hit her first career grand slam at No. 13/15 Georgia (March 22, 2025).

2026 SEASON GAME-BY-GAME

Date	Opponent	Pos	AB	R	H	RBI	2B	3B	HR	BB	SB	CS	HBP	SAC	SF	GDP	K	PO	A	E	Avg	
Feb 05	NC STATE	*of	2	2	2	3	0	0	0	1	0	0	0	0	1	0	0	0	0	0	1.000	
Feb 06	NEVADA	*of	3	1	0	0	0	0	1	1	0	0	0	0	0	0	1	1	0	0	.400	
Feb 06	NC STATE	*of	3	1	1	2	0	0	1	2	1	0	0	0	0	0	0	3	0	0	.375	
Feb 07	NEVADA	*of	2	2	0	1	0	0	0	0	0	0	2	0	0	0	0	1	2	0	.300	
Feb 08	ILLINOIS	*of	3	1	1	1	0	0	0	0	1	0	0	0	0	0	0	0	0	0	.308	
Feb 08	LAMAR	*of	3	2	2	2	1	1	0	1	1	0	0	0	0	0	0	1	0	0	.375	
Feb 12	vs Nebraska	*of	4	0	1	0	0	0	0	0	0	0	0	0	0	0	2	4	0	0	.350	
Feb 12	vs Oklahoma St	*of	4	2	1	0	0	0	0	0	0	0	0	0	0	0	0	2	0	0	.333	
Feb 13	vs Duke	*of	4	1	3	0	1	1	0	0	0	0	0	0	0	0	0	3	0	0	.393	
Feb 14	vs UCF	*of	3	1	3	0	0	0	0	1	0	0	0	0	0	0	0	0	0	0	.452	
Feb 15	vs UCLA	*of	2	0	1	0	0	0	0	1	0	0	0	0	0	0	1	2	0	0	.455	
Feb 17	SOUTH ALABAMA	*of	1	3	1	0	0	0	2	0	1	0	0	0	0	0	0	0	0	0	.471	
Feb 20	MICHIGAN ST	*of	1	1	1	2	0	0	0	0	0	0	2	0	1	0	0	1	0	0	.486	
Feb 21	ULL	*of	5	0	0	0	0	0	0	0	0	0	0	0	0	0	0	2	0	0	.425	
Feb 21	MICHIGAN ST	*of	3	0	2	0	0	0	0	1	1	0	0	0	0	0	0	0	0	0	.442	
Feb 22	HOWARD	*of	3	1	0	0	0	0	0	0	0	0	0	0	0	0	0	1	0	0	.413	
Feb 24	at McNeese	*of	3	1	1	1	0	0	2	0	1	0	0	0	0	0	0	2	0	0	.408	
Feb 27	NICHOLLS	*of	3	1	1	1	0	0	0	0	0	0	1	0	0	0	1	4	0	0	.404	
Feb 27	MEMPHIS	*of	4	1	1	1	1	0	0	0	0	0	0	0	0	0	0	0	1	0	.393	
Feb 28	IOWA	*of	2	1	0	0	0	0	0	1	0	0	0	1	0	0	0	3	0	0	.379	
Feb 28	MEMPHIS	*of	3	1	1	0	1	0	0	1	1	0	0	0	0	0	1	0	0	0	.377	
Mar 06	at Tennessee	*of	3	0	0	0	0	0	0	0	0	0	0	0	0	1	0	1	0	0	.359	
Mar 07	at Tennessee	*of	4	2	2	1	0	0	1	0	0	0	0	0	0	0	1	0	0	0	.368	
Mar 08	at Tennessee	*of	2	1	1	2	0	0	1	2	0	0	0	0	0	0	0	0	0	0	.371	
Mar 10	at Nicholls	*of	3	1	1	1	0	0	0	0	0	0	1	0	0	0	0	1	0	0	.370	
Mar 14	TEXAS A&M	*of	4	0	0	0	0	0	0	0	0	0	0	0	0	2	0	0	0	0	.351	
Mar 15	TEXAS A&M	*of	2	0	0	0	0	0	0	1	0	0	1	0	0	0	1	0	0	0	.342	
Mar 16	TEXAS A&M	*of	3	0	0	1	0	0	0	1	0	0	0	0	0	0	2	1	0	0	.329	
Mar 20	at South Carolina	*of	6	1	2	0	2	0	0	0	0	0	0	0	0	0	1	5	0	0	.330	
Mar 21	at South Carolina	*of	4	0	0	0	0	0	0	0	0	0	0	0	0	0	2	2	0	0	.315	
Mar 22	at South Carolina	*of	4	0	0	0	0	0	0	0	0	0	0	0	0	0	1	1	0	0	.302	
Totals			31gs	96	28	29	19	6	2	3	18	8	1	8	1	2	1	16	43	1	0	.302

On base pct. .444 • Slugging pct. .500

LASSITER'S CAREER STATS (AT OLE MISS 2023-2024)

YEAR	AVG	GS-GP	AB	R	H	2B	3B	HR	RBI	TB	SLG%	BB	HBP	SO	GDP	OB%	SF	SH	SB-ATT	PO	A	E	FLD%
2023	.287	59-60	167	38	48	8	5	3	22	75	.449	18	4	18	0	.366	2	4	18-22	96	2	0	1.000
2024	.314	58-58	194	34	61	8	4	4	29	89	.459	29	1	26	2	.404	1	2	19-25	74	2	1	.987
Total	.302	117-118	361	72	109	16	9	7	51	164	.454	47	5	44	2	.387	3	6	37-47	170	4	1	.991

LASSITER'S CAREER STATS (AT LSU)

Year	avg	gp-gs	ab	r	h	2b	3b	hr	rbi	tb	slg%	bb	hbp	so	gdp	ob%	sf	sh	sb-att	po	a	e	fld%
2025	.330	58-58	185	51	61	15	1	3	41	87	.470	22	4	20	0	.405	4	3	5-6	57	2	0	1.000
2026	.302	31-31	96	28	29	6	2	3	19	48	.500	18	8	16	1	.444	2	1	8-9	43	1	0	1.000
TOTAL	.320	89-89	281	79	90	21	3	6	60	135	.480	40	12	36	1	.419	6	4	13-15	100	3	0	1.000



CALI DEAL

8

Pitcher • 6-0 • Freshman • R/L • HS • Quitman, La. (Quitman HS)

SINGLE-GAME SEASON HIGHS

Innings Pitched	4.0 at Nicholls (03/10/26)
Strikeouts	3 at Nicholls (03/10/26)
Batters Faced	15 at Nicholls (03/10/26)
Putouts	N/A
Assists	2 at Nicholls (03/10/26)
Runners CS	N/A

Complete bio

Freshman Season (2026)

- Earned win in first collegiate start at Nicholls (March 10).
- A three-time LHSCA First Team selection and three-time LSWA First Team honoree at Quitman High.
- Was a finalist for the 2024 Louisiana Gatorade Player of the Year award.
- Won a National Championship in the 2023-24 Patriot Game Tournament with her club team, the Texas Bombers.

2026 SEASON GAME-BY-GAME

Date	Opponent	Pos	AB	R	H	RBI	2B	3B	HR	BB	SB	CS	HBP	SAC	SF	GDP	K	PO	A	E	Avg
Feb 08	ILLINOIS	p	0	0	0	0	0	0	0	0	0	0	0	0	0	0	0	0	0	1	.000
Mar 10	at Nicholls	*p	0	0	0	0	0	0	0	0	0	0	0	0	0	0	0	0	2	0	.000
Totals		1gs	0	0	0	0	0	0	0	0	0	0	0	0	0	0	0	0	2	1	.000

On base pct. .000 • Slugging pct. .000

SINGLE-GAME CAREER HIGHS

Innings Pitched	4.0 at Nicholls (03/10/26)
Strikeouts	3 at Nicholls (03/10/26)
Batters Faced	15 at Nicholls (03/10/26)
Putouts	N/A
Assists	2 at Nicholls (03/10/26)
Runners CS	N/A

#8 Cali Deal - 4 appearances (All games)

Date	Opponent	GS	IP	H	R	ER	BB	SO	2B	3B	HR	WP	BK	HBP	IBB	Score	W-L	Sv	ERA	NP
Feb 08	ILLINOIS		1.0	2	1	0	0	0	1	0	0	0	0	0	0	9-1	0-0	0	0.00	16
Feb 27	MEMPHIS		1.0	0	0	0	0	2	0	0	0	0	0	0	1	11-2	0-0	0	0.00	15
Mar 10	at Nicholls	*	4.0	2	1	0	1	3	1	0	0	0	0	0	0	12-2	1-0	0	0.00	65
Mar 14	TEXAS A&M		3.0	1	2	2	1	2	0	0	1	0	0	0	0	2-7	1-0	0	1.56	37
Totals		1	9.0	5	4	2	2	7	2	0	1	0	0	1	0	34-12	1-0	0	1.56	-

DEAL'S CAREER STATS

Year	avg	gp-gs	ab	r	h	2b	3b	hr	rbi	tb	slg%	bb	hbp	so	gdp	ob%	sf	sh	sb-att	po	a	e	fld%
2026	.000	0-0	0	0	0	0	0	0	0	0	.000	0	0	0	0	.000	0	0	0-0	0	2	1	.667
TOTAL	.000	0-0	0	0	0	0	0	0	0	0	.000	0	0	0	0	.000	0	0	0-0	0	2	1	.667

Year	era	w-l	app	gs	cg	sho	sv	ip	h	r	er	bb	so	2b	3b	hr	bf	bavg	wp	hbp	bk	sfa	sha
2026	1.56	1-0	4	1	0	0/0	0	9.0	5	4	2	2	7	2	0	1	36	.152	0	1	0	0	0
TOTAL	1.56	1-0	4	1	0	0/0	0	9.0	5	4	2	2	7	2	0	1	36	.152	0	1	0	0	0



RYLIE JOHNSON

10

Outfield • 5-6 • Freshman • L/L • HS • Spotsylvania, Va. (Fredericksburg HS)

SINGLE-GAME SEASON HIGHS

Hits	1, Three Times
Doubles	N/A
Triples	N/A
Home Runs	1 at #1 Tennessee (03/08/26)
Total Bases	4 at #1 Tennessee (03/08/26)
RBlS	1 at #1 Tennessee (03/08/26) Nevada (02/07/26)
Runs Scored	1, Three Times
Walks	1, Four Times
Hit By Pitch	1 vs. RV/#23 Oklahoma St. (02/12/26) Lamar (02/08/26)
Sacrifice Flies	N/A
Sac Hits	N/A
At Bats	4 at Nicholls (03/10/26)
Stolen Bases	1, South Alabama (02/17/26)
Putouts	1 at #1 Tennessee (03/08/26)
Assists	N/A

Complete bio

Freshman Season (2026)

- Hit her first career home run in her first SEC start and at-bat at No. 1 Tennessee (March 8).
- Recorded first RBI against Nevada (Feb. 7), and made first start and got a hit vs. Lamar (Feb. 8).
- A three-time champion at Fredericksburg Christian High School.
- A 2023 and 2025 Virginia Christian Athletic Conference Player of the Year.
- Played club for Virginia Unity, where she is a five-time champion and 2025 PGF Senior All-American

2026 SEASON GAME-BY-GAME

Date	Opponent	Pos	AB	R	H	RBI	2B	3B	HR	BB	SB	CS	HBP	SAC	SF	GDP	K	PO	A	E	Avg
Feb 06	NC STATE	*of	1	0	0	0	0	0	0	0	0	0	0	0	0	0	1	0	0	0	.000
Feb 07	NEVADA	ph	0	0	0	1	0	0	0	1	0	0	0	0	0	0	0	0	0	0	.000
Feb 08	LAMAR	*of	2	1	1	0	0	0	0	0	0	1	0	0	0	0	0	0	0	0	.333
Feb 12	vs Oklahoma St	*dh	1	1	0	0	0	0	0	1	0	0	1	0	0	0	0	0	0	0	.250
Feb 14	vs UCF	ph	1	0	0	0	0	0	0	0	0	0	0	0	0	0	1	0	0	0	.200
Feb 15	vs UCLA	*of	2	0	0	0	0	0	0	0	0	0	0	0	0	0	0	0	0	0	.143
Feb 17	SOUTH ALABAMA	ph	0	0	0	0	0	0	0	1	1	0	0	0	0	0	0	0	0	0	.143
Feb 21	ULL	*dh	2	0	0	0	0	0	0	0	0	0	0	0	0	0	0	0	0	0	.111
Feb 22	HOWARD	ph	1	0	0	0	0	0	0	0	0	0	0	0	0	0	1	0	0	0	.100
Feb 28	MEMPHIS	ph/of	1	0	0	0	0	0	0	0	0	0	0	0	0	0	0	0	0	0	.091
Mar 08	at Tennessee	*of	3	1	1	1	0	0	1	0	0	0	0	0	0	0	0	1	0	0	.143
Mar 10	at Nicholls	*dh	4	0	1	0	0	0	0	0	0	0	0	0	0	0	0	0	0	0	.167
Mar 14	TEXAS A&M	*dh	2	0	0	0	0	0	0	1	0	0	0	0	0	0	0	0	0	0	.150
Totals			8gs	20	3	3	2	0	1	4	1	0	2	0	0	0	3	1	0	0	.150

On base pct. .346 • Slugging pct. .300

SINGLE-GAME CAREER HIGHS

Hits	1, Three Times
Doubles	N/A
Triples	N/A
Home Runs	1 at #1 Tennessee (03/08/26)
Total Bases	4 at #1 Tennessee (03/08/26)
RBlS	1 at #1 Tennessee (03/08/26) Nevada (02/07/26)
Runs Scored	1, Three Times
Walks	1, Four Times
Hit By Pitch	1 vs. RV/#23 Oklahoma St. (02/12/26) Lamar (02/08/26)
Sacrifice Flies	N/A
Sac Hits	N/A
At Bats	4 at Nicholls (03/10/26)
Stolen Bases	1, South Alabama (02/17/26)
Putouts	1 at #1 Tennessee (03/08/26)
Assists	N/A

JOHNSON'S CAREER STATS

Year	avg	gp-gs	ab	r	h	2b	3b	hr	rbi	tb	slg%	bb	hbp	so	gdp	ob%	sf	sh	sb-att	po	a	e	fld%
2026	.150	13-8	20	3	3	0	0	1	2	6	.300	4	2	3	0	.346	0	0	1-1	1	0	0	1.000
TOTAL	.150	13-8	20	3	3	0	0	1	2	6	.300	4	2	3	0	.346	0	0	1-1	1	0	0	1.000



LAURYN SOEKEN

11

Pitcher • 5-9 • Freshman • R/R • HS • Katy, Texas (Katy HS)

SINGLE-GAME SEASON HIGHS

Innings Pitched	N/A
Strikeouts	N/A
Batters Faced	N/A
Putouts	N/A
Assists	N/A
Runners CS	N/A

[Complete bio](#)

Freshman Season (2026)

- Played at Katy High School.
- Selected to the 19-6A All-District First Team.
- Played club for Impact Gold and won the USSSA State Gold Glove Award.

2026 SEASON GAME-BY-GAME

SINGLE-GAME CAREER HIGHS

Innings Pitched	N/A
Strikeouts	N/A
Batters Faced	N/A
Putouts	N/A
Assists	N/A
Runners CS	N/A

SOEKEN'S CAREER STATS



MACI BERGERON

12

Catcher · 5-4 · Senior · R/R · 3L · Rayne, La. (Notre Dame HS)

SINGLE-GAME SEASON HIGHS

Hits	2 at #1 Tennessee (03/06/26) vs. UCF (02/14/26)
Doubles	1, Six Times
Triples	N/A
Home Runs	1 at #1 Tennessee (03/07/25) Memphis (02/28/26)
Total Bases	4 at #1 Tennessee (03/08/26) Memphis (02/28/26)
RBI	3 at #1 Tennessee (03/08/26)
Runs Scored	2, Memphis (02/28/26)
Walks	2 at Nicholls (03/10/26) vs. #22/19 Duke (02/13/26)
Hit By Pitch	N/A
Sacrifice Flies	N/A
Sac Hits	N/A
At Bats	6 at #21/24 South Carolina (03/20/26)
Stolen Bases	N/A
Putouts	9 at #21/24 South Carolina (03/20/26) NC State (02/05/26)
Assists	2, #16 Texas A&M (03/15/26)
Runners CS	1, Three Times

SINGLE-GAME CAREER HIGHS

Hits	3, Four Times
Doubles	2, at #10 Florida (04/07/24)
Triples	N/A
Home Runs	2, #23 Kentucky (03/16/25)
Total Bases	8, #23 Kentucky (03/16/25)
RBI	5, #23 Kentucky (03/16/25)
Runs Scored	3, #10/11 South Carolina (03/28/25)
Walks	3, Charlotte (02/07/25)
Hit By Pitch	1, Four Times
Sacrifice Flies	1, Five Times
Sac Hits	N/A
At Bats	6 at #21/24 South Carolina (03/20/26)
Stolen Bases	N/A
Putouts	14, at #10 Florida (04/07/24)
Assists	2, Five Times
Runners CS	1, 23 Times

Complete bio

Senior Season (2026)

- Tabbed a 2025 NFCA All-American and All-SEC selection.
- Is the program's all-time leader with a .995 fielding percentage with a minimum of 800 chances.
- Logged two RBI in the finale against Texas A&M (March 16), for her 20th career multi-RBI game.
- Her first home run in 2026 was the 15th of her career (Feb. 28 vs. Memphis).
- Has hit three home runs in the NCAA Tournament. (two in 2024, two on May 19).

2026 SEASON GAME-BY-GAME

Date	Opponent	Pos	AB	R	H	RBI	2B	3B	HR	BB	SB	CS	HBP	SAC	SF	GDP	K	PO	A	E	Avg	
Feb 05	NC STATE	*c	3	1	1	1	1	0	0	0	0	0	0	0	0	0	0	9	1	0	.333	
Feb 06	NEVADA	*c	4	0	0	0	0	0	0	0	0	0	0	0	0	0	2	6	0	0	.143	
Feb 06	NC STATE	*c	3	0	0	0	0	0	0	1	0	0	0	0	0	0	0	7	0	0	.100	
Feb 07	NEVADA	*c	3	0	1	2	1	0	0	1	0	0	0	0	0	0	0	8	0	0	.154	
Feb 08	ILLINOIS	*c	2	0	1	0	0	0	0	1	0	0	0	0	0	0	0	1	0	0	.200	
Feb 08	LAMAR	*dh	2	1	1	1	1	0	0	1	0	0	0	0	0	0	1	0	0	0	.235	
Feb 12	vs Nebraska	*c	3	0	0	0	0	0	0	0	0	0	0	0	0	0	2	2	0	0	.200	
Feb 12	vs Oklahoma St	*c	4	0	0	0	0	0	0	0	0	0	0	0	0	0	0	3	0	0	.167	
Feb 13	vs Duke	*c	2	0	0	1	0	0	0	2	0	0	0	0	0	0	0	7	0	0	.154	
Feb 14	vs UCF	*c	4	0	2	1	0	0	0	0	0	0	0	0	0	0	0	7	0	0	.200	
Feb 15	vs UCLA	*c	3	0	1	0	0	0	0	0	0	0	0	0	0	0	1	1	5	0	.212	
Feb 17	SOUTH ALABAMA	*c	2	0	0	0	0	0	0	1	0	0	0	0	0	0	0	0	1	0	.200	
Feb 20	MICHIGAN ST	*c/dh	3	0	1	1	0	0	0	0	0	0	0	0	0	0	0	1	3	0	.211	
Feb 21	ULL	*c	5	0	1	0	1	0	0	0	0	0	0	0	0	0	0	0	8	1	.209	
Feb 21	MICHIGAN ST	*c	3	0	0	0	0	0	0	1	0	0	0	0	0	0	0	8	1	0	.196	
Feb 27	NICHOLLS	*dh	2	0	1	1	0	0	0	1	0	0	0	0	0	0	0	1	0	0	.208	
Feb 27	MEMPHIS	*dh	1	0	0	1	0	0	0	1	0	0	0	0	0	0	0	1	0	0	.204	
Feb 28	IOWA	*c	3	0	0	0	0	0	0	0	0	0	0	0	0	0	0	2	1	0	.192	
Feb 28	MEMPHIS	*dh	3	2	1	2	0	0	1	1	0	0	0	0	0	0	0	0	0	0	.200	
Mar 06	at Tennessee	*c	3	0	2	0	0	0	0	0	0	0	0	0	0	0	0	2	0	0	.224	
Mar 07	at Tennessee	*c	3	1	1	3	0	0	1	0	0	0	0	0	0	0	0	1	0	0	.230	
Mar 08	at Tennessee	*c	3	0	0	0	0	0	0	1	0	0	0	0	0	0	0	4	0	0	.219	
Mar 10	at Nicholls	*c/dh	3	0	1	0	0	0	0	2	0	0	0	0	0	0	0	0	3	0	.224	
Mar 14	TEXAS A&M	*c	3	0	0	0	0	0	0	0	0	0	0	0	0	0	0	0	5	0	.214	
Mar 15	TEXAS A&M	*c	4	0	0	0	0	0	0	0	0	0	0	0	0	0	2	4	2	1	.203	
Mar 16	TEXAS A&M	*c	3	0	1	2	1	0	0	1	0	0	0	0	0	0	0	1	6	0	.208	
Mar 20	at South Carolina	*c	6	0	1	1	1	0	0	0	0	0	0	0	0	0	1	9	1	0	.205	
Mar 21	at South Carolina	*c	3	0	0	0	0	0	0	1	0	0	0	0	0	0	0	1	2	0	.198	
Mar 22	at South Carolina	*c	2	0	0	0	0	0	0	1	0	0	0	0	0	0	0	0	5	0	.193	
Totals			29gs	88	5	17	17	6	0	2	17	0	0	0	0	0	1	14	115	7	1	.193

On base pct. .324 • Slugging pct. .330

BERGERON'S CAREER STATS

Year	avg	gp-gs	ab	r	h	2b	3b	hr	rbi	tb	slg%	bb	hbp	so	gdp	ob%	sf	sh	sb-att	po	a	e	fld%
2023	.214	37-32	84	7	18	3	0	1	8	24	.286	11	3	22	1	.323	1	0	0-0	189	11	1	.995
2024	.254	53-49	138	10	35	6	0	4	19	53	.384	14	0	24	1	.318	2	1	0-0	305	23	1	.997
2025	.364	58-58	165	37	60	10	0	9	49	97	.588	45	1	20	1	.498	2	0	0-0	312	13	2	.994
2026	.193	29-29	88	5	17	6	0	2	17	29	.330	17	0	14	1	.324	0	0	0-0	115	7	1	.992
TOTAL	.274	177-168	475	59	130	25	0	16	93	203	.427	87	4	80	4	.387	5	1	0-0	921	54	5	.995



ASHLIN MOWERY

14

Utility • 5-11 • Freshman • R/R • HS • Lancaster, Ohio (Lancaster HS)

SINGLE-GAME SEASON HIGHS

Hits	N/A
Doubles	N/A
Triples	N/A
Home Runs	N/A
Total Bases	N/A
RBI	N/A
Runs Scored	N/A
Walks	N/A
Hit By Pitch	N/A
Sacrifice Flies	N/A
Sac Hits	N/A
At Bats	N/A
Stolen Bases	N/A
Innings Pitched	5.1, Howard (02/22/26)
Strikeouts	4, Howard (02/22/26)
Batters Faced	19, Howard (02/22/26)
Putouts	N/A
Assists	1, Howard (02/22/26)
Runners CS	N/A

Complete bio

Freshman Season (2026)

- Threw a combined shutout in her first collegiate start with 5.1 innings against Howard (Feb. 22).
- Retired three of four batters she faced, including a strikeout, in her collegiate debut (vs. Lamar, Feb. 8).
- Played at Lancaster High School where she was named the 2025 Central Division I Player of the Year.
- A four-time Ohio Capital Conference First Team selection.
- Played club for Virginia Unity, helping her team win a PGF championship in 2024.

2026 SEASON GAME-BY-GAME

Date	Opponent	Pos	AB	R	H	RBI	2B	3B	HR	BB	SB	CS	HBP	SAC	SF	GDP	K	PO	A	E	Avg	
Feb 22	HOWARD	*p	0	0	0	0	0	0	0	0	0	0	0	0	0	0	0	0	1	0	0	.000
Totals		1gs	0	0	0	0	0	0	0	0	0	0	0	0	0	0	0	0	1	0	0	.000

On base pct. .000 • Slugging pct. .000

#14 Ashlin Mowery - 5 appearances (All games)

Date	Opponent	GS	IP	H	R	ER	BB	SO	2B	3B	HR	WP	BK	HBP	IBB	Score	W-L	Sv	ERA	NP
Feb 08	LAMAR		1.0	0	0	0	0	1	0	0	0	0	0	0	1	8-0	0-0	0	0.00	19
Feb 15	vs UCLA		0.1	2	1	1	0	0	1	0	0	0	0	0	0	0-8	0-0	0	5.25	9
Feb 22	HOWARD	*	5.1	1	0	0	1	4	0	0	0	0	0	0	0	1-0	1-0	0	1.05	61
Feb 28	MEMPHIS		1.0	0	0	0	0	0	0	0	0	0	0	0	0	7-0	1-0	0	0.91	9
Mar 10	at Nicholls		2.0	0	0	0	0	0	0	0	0	0	0	0	0	12-2	1-0	0	0.72	24
Totals		1	9.2	3	1	1	1	5	1	0	0	0	0	0	1	0 28-10	1-0	0	0.72	-

SINGLE-GAME CAREER HIGHS

Hits	N/A
Doubles	N/A
Triples	N/A
Home Runs	N/A
Total Bases	N/A
RBI	N/A
Runs Scored	N/A
Walks	N/A
Hit By Pitch	N/A
Sacrifice Flies	N/A
Sac Hits	N/A
At Bats	N/A
Stolen Bases	N/A
Innings Pitched	5.1, Howard (02/22/26)
Strikeouts	4, Howard (02/22/26)
Batters Faced	19, Howard (02/22/26)
Putouts	N/A
Assists	1, Howard (02/22/26)
Runners CS	N/A

MOWERY'S CAREER STATS

Year	avg	gp-gs	ab	r	h	2b	3b	hr	rbi	tb	slg%	bb	hbp	so	gdp	ob%	sf	sh	sb-att	po	a	e	fld%
2026	.000	0-0	0	0	0	0	0	0	0	0	.000	0	0	0	0	.000	0	0	0-0	0	1	0	1.000
TOTAL	.000	0-0	0	0	0	0	0	0	0	0	.000	0	0	0	0	.000	0	0	0-0	0	1	0	1.000

Year	era	w-l	app	gs	cg	sho	sv	ip	h	r	er	bb	so	2b	3b	hr	bf	bavg	wp	hbp	bk	sfa	sha
2026	0.72	1-0	5	1	0	0/3	0	9.2	3	1	1	1	5	1	0	0	35	.094	0	1	0	0	1
TOTAL	0.72	1-0	5	1	0	0/3	0	9.2	3	1	1	1	5	1	0	0	35	.094	0	1	0	0	1



JADYN LANEAUX

15

Outfield • 5-10 • Junior • L/R • 2L • Marietta, Ga. (Pope HS)

SINGLE-GAME SEASON HIGHS

Hits	N/A
Doubles	N/A
Triples	N/A
Home Runs	N/A
Total Bases	N/A
RBlS	N/A
Runs Scored	N/A
Walks	N/A
Hit By Pitch	N/A
Sacrifice Flies	N/A
Sac Hits	N/A
At Bats	N/A
Stolen Bases	N/A
Putouts	N/A
Assists	N/A

Complete bio

Junior Season (2026)

- Made 52 starts and played in 56 games in left field in 2025.
- Concluded last season with a .313 batting average on 45 hits and had a .420 on-base percentage.
- Logged 11 multi-hit games, six multi-RBI games, and a six-game hitting streak.
- Led the outfield in 2025 with 89 putouts and had one assist and one error (.989 fielding percentage).

2025 SEASON GAME-BY-GAME

Date	Opponent	Pos	AB	R	H	RBI	2B	3B	HR	BB	SB	CS	HBP	SAC	SF	GDP	K	PO	A	E	Avg
Feb 07	CHARLOTTE	*of	4	0	1	0	0	0	0	0	0	0	0	0	0	0	1	2	0	0	.250
Feb 08	CENTRAL ARK	*of	1	1	1	0	0	1	0	0	0	0	0	0	0	0	0	2	0	0	.400
Feb 09	SOUTHEASTERN LA	*of	2	0	0	0	0	0	1	0	0	0	0	0	0	0	0	2	0	0	.286
Feb 14	UT ARLINGTON	of	1	0	0	0	0	0	0	0	0	0	0	0	0	0	0	0	0	0	.250
Feb 14	NORTHWESTERN	of	0	0	0	0	0	0	0	0	0	0	0	0	0	0	0	0	0	0	.250
Feb 15	NORTHWESTERN	ph/lf	1	1	1	0	1	0	0	0	0	0	0	0	0	0	0	0	0	0	.333
Feb 15	VIRGINIA TECH	*of	3	0	3	2	0	0	1	0	0	0	0	0	0	0	4	0	0	0	.500
Feb 16	VIRGINIA TECH	*of	2	2	1	1	0	0	0	0	0	0	0	0	1	0	0	0	0	0	.500
Feb 21	PENN ST	*of	1	1	1	1	0	0	0	1	0	0	0	0	1	0	0	1	0	0	.533
Feb 21	SOUTHERN MISS	*of	3	0	1	3	0	0	0	0	0	0	0	0	0	0	0	0	0	0	.500
Feb 22	SOUTHERN MISS	*of	3	1	1	0	0	0	0	1	0	1	0	0	0	0	1	0	0	1	.476
Feb 22	NICHOLLS	*of	1	1	0	0	0	0	0	1	0	0	0	0	0	0	0	2	0	0	.455
Feb 27	vs UCLA	*of	2	0	0	0	0	0	0	1	0	0	0	0	0	1	0	3	0	0	.417
Feb 27	at Cal State Fullerton	*of	3	2	2	0	1	0	0	1	0	0	0	0	0	0	0	0	0	0	.444
Feb 28	vs Utah	*of	3	0	2	0	0	0	0	0	0	0	0	0	0	0	0	1	0	0	.467
Feb 28	vs Notre Dame	*of	4	1	2	1	0	0	0	0	1	0	0	0	0	0	1	0	0	0	.471
Mar 01	vs Weber St.	*of	3	0	0	0	0	0	0	0	0	0	0	0	0	0	0	2	0	0	.432
Mar 05	ULLM	*of	3	1	1	1	0	0	0	1	0	0	0	0	0	0	0	1	0	0	.425
Mar 07	SOUTH ALABAMA	*of	3	0	0	0	0	0	0	1	1	0	0	0	0	0	0	0	0	0	.395
Mar 07	SOUTH ALABAMA	*of	0	1	0	0	0	0	0	2	0	0	0	0	0	0	0	0	0	0	.395
Mar 08	MINNESOTA	*of	2	2	0	0	0	0	0	1	0	0	0	0	0	0	0	0	0	0	.378
Mar 09	MINNESOTA	*of	2	0	0	0	0	0	0	1	0	0	0	0	0	0	0	2	0	0	.362
Mar 11	ULL	*of	1	3	1	1	1	0	0	2	0	0	0	0	0	0	0	1	0	0	.375
Mar 14	KENTUCKY	*of	2	0	0	0	0	0	0	0	0	0	0	0	0	0	2	1	0	0	.360
Mar 15	KENTUCKY	*of	3	0	2	0	0	0	0	0	0	0	0	0	0	0	0	1	0	0	.377
Mar 16	KENTUCKY	*of	4	0	0	0	0	0	0	0	0	0	0	0	0	0	0	2	0	0	.351
Mar 21	at Georgia	*of	3	0	1	0	0	0	0	0	0	0	0	0	0	0	0	1	0	0	.350
Mar 22	at Georgia	*of	2	1	1	0	0	0	0	1	0	0	0	0	0	0	0	0	0	0	.355
Mar 23	at Georgia	*of	3	0	2	1	0	0	0	0	0	0	0	0	0	0	0	0	0	0	.369
Mar 25	at ULL	*of	3	2	2	1	0	0	0	1	1	0	0	0	0	0	0	3	0	0	.382
Mar 28	SOUTH CAROLINA	*of	2	0	0	0	0	0	0	1	0	0	0	0	0	0	0	1	0	0	.371
Mar 30	SOUTH CAROLINA-1	*of	3	0	0	0	0	0	0	0	0	0	0	0	0	0	2	2	0	0	.356
Mar 30	SOUTH CAROLINA-2	*of	3	0	2	0	0	0	0	0	0	0	0	0	0	0	0	3	0	0	.368
Apr 01	at McNeese	*of	4	1	2	1	1	0	0	0	0	0	0	0	0	0	0	4	0	0	.375
Apr 04	ALABAMA	*of	2	0	0	0	0	0	0	0	0	0	0	0	0	0	1	1	0	0	.366
Apr 05	ALABAMA	*of	3	1	1	0	1	0	0	0	0	0	0	0	0	0	1	1	0	0	.365
Apr 06	ALABAMA	*of	2	0	1	0	0	0	0	1	0	0	0	0	0	0	0	3	0	0	.368
Apr 09	LOUISIANA TECH	*of	3	1	1	1	0	0	0	1	0	0	0	0	0	0	0	0	0	0	.367
Apr 11	at Texas A&M	*of	3	1	1	2	1	0	0	1	0	0	0	0	0	0	1	3	1	0	.366
Apr 12	at Texas A&M	*of	2	0	0	0	0	0	0	0	0	0	0	0	0	0	1	3	0	0	.358
Apr 13	at Texas A&M	*of	3	0	0	0	0	0	0	0	0	0	0	0	0	0	0	5	0	0	.347
Apr 17	at Texas	*of	4	0	0	0	0	0	0	0	0	0	0	0	0	0	0	0	3	0	.333
Apr 18	at Texas	*of	2	0	0	0	0	0	0	1	0	0	0	0	0	0	0	2	0	0	.327
Apr 19	at Texas	*of	2	1	0	0	0	0	0	1	0	0	0	0	0	0	0	2	0	0	.321
Apr 22	MCNEESE	*of	3	1	1	0	0	0	0	1	0	0	0	0	0	0	0	0	0	0	.321
Apr 26	FLORIDA	*of	2	1	1	0	1	0	0	0	0	0	0	0	0	0	0	1	0	0	.324
Apr 27	FLORIDA	*of	2	0	0	0	0	0	0	1	0	0	0	0	0	0	0	3	0	0	.319
Apr 28	FLORIDA	*of	3	1	3	2	0	0	0	1	0	0	0	0	0	0	0	3	0	0	.336
May 01	at Arkansas	*of	3	1	1	2	1	0	0	2	0	0	0	0	0	0	0	4	0	0	.336
May 02	at Arkansas	*of	4	1	1	1	0	0	0	1	0	0	0	0	0	0	1	0	0	0	.333
May 03	at Arkansas	*of	3	0	0	0	0	0	0	0	0	0	0	0	0	0	0	2	3	0	.325
May 07	vs Mississippi State	*of	4	1	1	0	0	0	0	0	0	0	0	0	0	0	0	2	3	0	.323
May 08	vs Oklahoma	*of	3	0	0	0	0	0	0	0	0	0	0	0	0	0	0	2	3	0	.316
May 16	SOUTHEASTERN LA	*of	3	0	1	1	0	0	0	0	0	0	0	0	0	0	1	1	4	0	.316
May 17	UCONN	*of	4	0	0	0	0	0	0	0	0	0	0	0	0	0	0	1	0	0	.307
May 17	SOUTHEASTERN LA	*of	4	1	2	2	0	0	0	0	0	0	0	0	0	0	0	1	0	1	.312
Totals			52gs	144	32	45	24	8	1	0	27	6	0	1	0	2	2	21	89	1	.312

On base pct. .420 • Slugging pct. .382

LANEAUX'S CAREER STATS

Year	avg	gp-gs	ab	r	h	2b	3b	hr	rbi	tb	slg%	bb	hbp	so	gdp	ob%	sf	sh	sb-att	po	a	e	fld%
2024	.167	6-0	6	1	1	0	0	0	0	1	.167	0	0	1	0	.167	0	0	1-1	1	0	0	1.000
2025	.313	56-52	144	32	45	8	1	0	24	55	.382	27	1	21	2	.420	2	0	6-6	89	1	1	.989
TOTAL	.307	62-52	150	33	46	8	1	0	24	56	.373	27	1	22	2	.411	2	0	7-7	90	1	1	.989



PAYTN MONTICELLI

17

Pitcher • 6-2 • Senior • R/R • TR • Cedarburg, Wisc. (Oklahoma)

SINGLE-GAME SEASON HIGHS

Innings Pitched	7.0, Nevada (02/06/26)
Strikeouts	9, Memphis (02/28/26)
Batters Faced	30, Nevada (02/06/26)
Putouts	N/A
Assists 1 at #21.24	South Carolina (03/20/26)
Runners CS	N/A

SINGLE-GAME CAREER HIGHS

Innings Pitched	7.0, Nevada (02/06/26) vs. North Carolina (02/24/23)*
Strikeouts	13 vs. North Carolina (02/24/23)*
Batters Faced	31 vs. North Carolina (02/25/23)*
Putouts	1 at UT Arlington (04/01/25)** vs. North Carolina (02/25/23)*
Assists	1, 11 Times^
Runners CS	1 vs. North Carolina (02/24/23)*

* Includes games played at Wisconsin
 ** Includes games played at Oklahoma
 ^ Includes games played at Oklahoma & Wisconsin

Complete bio

Senior Season (2026)

- Registered her 10th career win in the circle in her first appearance as an LSU Tiger (vs. Nevada, Feb. 6).
- Pitched a combined shutout with a season-high nine strikeouts versus Memphis (Feb. 28).
- Played two seasons at Oklahoma (2024-2025) after beginning her collegiate career at Wisconsin (2023).
- Is a two-time Wisconsin Gatorade Player of the Year.
- Won a bronze medal at the 2025 European Tournament with Great Britain.

2026 SEASON GAME-BY-GAME

Date	Opponent	Pos	AB	R	H	RBI	2B	3B	HR	BB	SB	CS	HBP	SAC	SF	GDP	K	PO	A	E	Avg	
Feb 12	vs Nebraska	p	0	0	0	0	0	0	0	0	0	0	0	0	0	0	0	0	0	0	1	.000
Mar 20	at South Carolina	p	0	0	0	0	0	0	0	0	0	0	0	0	0	0	0	0	0	1	1	.000
Totals		0gs	0	0	0	0	0	0	0	0	0	0	0	0	0	0	0	0	0	1	1	.000

On base pct. .000 • Slugging pct. .000

#17 Paytn Monticelli - 9 appearances (All games)

Date	Opponent	GS	IP	H	R	ER	BB	SO	2B	3B	HR	WP	BK	HBP	IBB	Score	W-L	Sv	ERA	NP
Feb 06	NEVADA	*	7.0	8	2	2	2	5	1	0	1	2	0	0	0	6-2	1-0	0	2.00	135
Feb 12	vs Nebraska		3.1	4	1	1	0	1	2	0	0	0	0	0	0	0-6	1-0	0	2.03	45
Feb 15	vs UCLA	*	1.1	3	3	3	1	2	2	0	0	1	0	1	0	0-8	1-1	0	3.60	39
Feb 17	SOUTH ALABAMA	*	1.0	2	1	1	1	2	0	0	0	0	0	0	0	10-2	1-1	0	3.87	38
Feb 21	MICHIGAN ST	*	4.1	6	4	4	3	6	1	0	0	0	0	2	0	5-4	1-1	0	4.53	82
Feb 28	MEMPHIS	*	6.0	2	0	0	2	9	0	0	0	0	0	1	0	7-0	2-1	0	3.35	99
Mar 07	at Tennessee		2.0	4	3	3	1	1	0	0	2	0	0	0	0	6-11	2-1	0	3.92	60
Mar 10	at Nicholls		1.0	1	1	1	1	1	1	0	0	0	0	0	0	12-2	2-1	0	4.04	18
Mar 20	at South Carolina		2.1	3	2	2	1	2	0	0	0	0	0	1	0	5-6	2-1	0	4.20	50
Totals		4	28.1	33	17	17	12	29	7	0	3	3	0	5	0	51-41	2-1	0	4.20	-

MONTICELLI'S CAREER STATS (AT WISCONSIN & OKLAHOMA 2023-2025)

Year	era	w-l	app	gs	cg	sho	sv	ip	h	r	er	bb	so	2b	3b	hr	bf	bavg	wp	hbp	bk	sfa	sha
2023	2.71	7-4	21	13	3	1/2	0	80.0	72	39	31	21	82	11	5	8	350	.235	9	16	0	3	4
TOTAL	2.71	7-4	21	13	3	1/2	0	80.0	72	39	31	21	82	11	5	8	350	.235	9	16	0	3	4
Year	era	w-l	app	gs	cg	sho	sv	ip	h	r	er	bb	so	2b	3b	hr	bf	bavg	wp	hbp	bk	sfa	sha
2024	1.09	0-0	18	1	0	0/8	0	19.1	10	3	3	8	23	0	0	1	80	.149	0	5	0	0	0
2025	3.94	2-0	16	2	0	0/4	0	21.1	15	14	12	13	20	2	0	4	96	.190	3	3	0	1	0
TOTAL	2.58	2-0	34	3	0	0/12	0	40.2	25	17	15	21	43	2	0	5	176	.171	3	8	0	1	0

MONTICELLI'S CAREER STATS (AT LSU)

Year	era	w-l	app	gs	cg	sho	sv	ip	h	r	er	bb	so	2b	3b	hr	bf	bavg	wp	hbp	bk	sfa	sha
2026	4.20	2-1	9	4	1	0/1	0	28.1	33	17	17	12	29	7	0	3	131	.292	3	5	0	0	1
TOTAL	4.20	2-1	9	4	1	0/1	0	28.1	33	17	17	12	29	7	0	3	131	.292	3	5	0	0	1



TATUM CLOPTON

18

Pitcher • 5-10 • 5th-Year Senior • L/R • 1L • Lawrence, Kan. (Oklahoma State)

SINGLE-GAME SEASON HIGHS

Hits	N/A
Doubles	N/A
Triples	N/A
Home Runs	N/A
Total Bases	N/A
RBIs	N/A
Runs Scored	N/A
Walks	N/A
Hit By Pitch	N/A
Sacrifice Flies	N/A
Sac Hits	N/A
At Bats	N/A
Stolen Bases	N/A
Innings Pitched	7.0, #16 Texas A&M (03/16/26)
Strikeouts	6, #16 Texas A&M (03/16/26) NC State (02/06/26)
Batters Faced	33, #16 Texas A&M (03/16/26)
Putouts	N/A
Assists	1, Three Times
Runners CS	N/A

SINGLE-GAME CAREER HIGHS

Hits	N/A
Doubles	N/A
Triples	N/A
Home Runs	N/A
Total Bases	N/A
RBIs	N/A
Runs Scored	N/A
Walks	N/A
Hit By Pitch	N/A
Sacrifice Flies	N/A
Sac Hits	N/A
At Bats	1, Texas Tech (03/27/22)* at Memphis (03/10/22)*
Stolen Bases	N/A
Innings Pitched	7.0, Three Times
Strikeouts	10, UT Arlington (02/14/25)
Batters Faced	33, #16 Texas A&M (03/16/26)
Putouts	1, at #3 Texas A&M (04/13/25) ULM (03/05/25)
Assists	2, Southern Miss (02/22/25)
Runners CS	1, ULM (03/05/25)

* Includes games played at Oklahoma St.

Complete bio

5th-Year Senior Season (2026)

- Returned to the circle in 2025 for the first time since 2022 (1,057 days) due to injury and had a 7-2 record.
- Tallied 45 strikeouts in 58.0 innings pitched and held opposing batters to a .186 average in 2025.
- Pitched a career-high 7.0 innings with 10 strikeouts against UT Arlington (Feb. 14).
- Part of two WCWS appearances at Oklahoma State (2022-23).
- Made eight starts, 15 appearances, and threw three complete games and one solo shutout in 2025.

2026 SEASON GAME-BY-GAME

Date	Opponent	Pos	AB	R	H	RBI	2B	3B	HR	BB	SB	CS	HBP	SAC	SF	GDP	K	PO	A	E	Avg
Feb 17	SOUTH ALABAMA	*p	0	0	0	0	0	0	0	0	0	0	0	0	0	0	0	0	1	0	.000
Feb 27	NICHOLLS	*p	0	0	0	0	0	0	0	0	0	0	0	0	0	0	0	0	1	0	.000
Mar 16	TEXAS A&M	*p	0	0	0	0	0	0	0	0	0	0	0	0	0	0	0	0	1	0	.000
Totals		3gs	0	0	0	0	0	0	0	0	0	0	0	0	0	0	0	0	3	0	.000

On base pct. .000 • Slugging pct. .000

#18 Tatum Clopton - 10 appearances (All games)

Date	Opponent	GS	IP	H	R	ER	BB	SO	2B	3B	HR	WP	BK	HBP	IBB	Score	W-L	Sv	ERA	NP
Feb 06	NC STATE		4.2	1	0	0	2	6	0	0	0	0	0	0	0	7-5	1-0	0	0.00	62
Feb 08	LAMAR	*	4.0	1	0	0	0	3	1	0	0	0	0	0	0	8-0	2-0	0	0.00	47
Feb 14	vs UCF	*	3.2	6	3	2	2	4	1	0	1	0	0	0	0	1-5	2-1	0	1.14	86
Feb 17	SOUTH ALABAMA	*	4.0	3	1	1	2	0	0	0	0	0	0	0	0	10-2	3-1	0	1.29	44
Feb 21	MICHIGAN ST		2.2	1	0	0	0	1	0	0	0	0	0	0	0	5-4	4-1	0	1.11	21
Feb 22	HOWARD		1.2	0	0	0	0	0	0	0	0	0	0	0	0	1-0	4-1	1	1.02	12
Feb 27	NICHOLLS	*	5.0	1	1	1	0	2	0	0	0	0	0	2	0	3-1	5-1	1	1.09	65
Mar 07	at Tennessee	*	2.0	5	3	3	1	0	0	0	1	0	0	0	0	6-11	5-1	1	1.77	45
Mar 16	TEXAS A&M	*	7.0	5	2	1	5	6	1	0	0	0	0	0	0	7-2	6-1	1	1.62	131
Mar 20	at South Carolina	*	2.0	6	3	3	0	1	0	0	2	0	0	0	0	5-6	6-1	1	2.10	40
Totals		7	36.2	29	13	11	12	23	3	0	4	0	0	2	0	53-36	6-1	1	2.10	-

CLOPTON'S CAREER STATS (AT OKLAHOMA STATE 2022)

Year	era	w-l	app	gs	cg	sho	sv	ip	h	r	er	bb	so	2b	3b	hr	bf	bavg	wp	hbp	bk	sfa	sha
2022	3.89	1-0	5	1	0	0/1	0	9.0	9	6	5	5	8	1	0	1	44	.237	2	1	0	0	0
TOTAL	3.89	1-0	5	1	0	0/1	0	9.0	9	6	5	5	8	1	0	1	44	.237	2	1	0	0	0

CLOPTON'S CAREER STATS (AT LSU)

Year	era	w-l	app	gs	cg	sho	sv	ip	h	r	er	bb	so	2b	3b	hr	bf	bavg	wp	hbp	bk	sfa	sha
2025	3.14	7-2	15	8	3	1/1	0	58.0	39	34	26	41	45	8	1	5	259	.186	3	2	0	2	4
2026	2.10	6-1	10	7	1	0/2	1	36.2	29	13	11	12	23	3	0	4	149	.220	0	2	0	2	1
TOTAL	2.74	13-3	25	15	4	1/3	1	94.2	68	47	37	53	68	11	1	9	408	.199	3	4	0	4	5



ALIX FRANKLIN

20

Utility • 5-7 • Sophomore • L/R • 1L • St. Amant, La. (St. Amant HS)

SINGLE-GAME SEASON HIGHS

Hits	3 at Nicholls (03/10/26)
Doubles	1, Three Times
Triples	2, NC State (02/05/26)
Home Runs	1, #16 Texas A&M (03/16/26) vs. #22/19 Duke (02/13/26)
Total Bases	6 at Nicholls (03/10/26) NC State (02/05/26)
RBIs	4, South Alabama (02/17/26)
Runs Scored	2, #16 Texas A&M (03/16/26)
Walks	2, Three Times
Hit By Pitch	1, Memphis (02/28/26)
Sacrifice Flies	N/A
Sac Hits	N/A
At Bats	5 at #21/24 South Carolina (03/20/26) at Nicholls (03/10/26)
Stolen Bases	2, Illinois (02/08/26)
Putouts	5, UL Lafayette (02/21/26)
Assists	1, Michigan St. (02/21/26) Nevada (02/07/26)

SINGLE-GAME CAREER HIGHS

Hits	3 at Nicholls (03/10/26)
Doubles	1, Three Times
Triples	2, NC State (02/05/26)
Home Runs	1, #16 Texas A&M (03/16/26) vs. #22/19 Duke (02/13/26)
Total Bases	6 at Nicholls (03/10/26) NC State (02/05/26)
RBIs	4, South Alabama (02/17/26)
Runs Scored	2, #16 Texas A&M (03/16/26)
Walks	2, Three Times
Hit By Pitch	1, Memphis (02/28/26)
Sacrifice Flies	N/A
Sac Hits	N/A
At Bats	5 at #21/24 South Carolina (03/20/26) at Nicholls (03/10/26)
Stolen Bases	2, Illinois (02/08/26)
Putouts	5, UL Lafayette (02/21/26)
Assists	1, Michigan St. (02/21/26) Nevada (02/07/26)

Complete bio

Sophomore Season (2026)

- Enters the week leading the SEC with five triples, and has nine extra-base hits.
- Hit her first career home run vs. No. 22/19 Duke (Feb. 13).
- Recorded a career-high three hits at Nicholls (March 10).
- A three-time Louisiana 5A State Champion (2022-24) and four-time All-State selection.
- Won the 2024 Alliance Fastpitch National Championship with the Texas Bombers Gold Scott Smith club.

2026 SEASON GAME-BY-GAME

Date	Opponent	Pos	AB	R	H	RBI	2B	3B	HR	BB	SB	CS	HBP	SAC	SF	GDP	K	PO	A	E	Avg	
Feb 05	NC STATE	*of	3	1	2	2	0	2	0	0	0	0	0	0	0	0	0	1	0	0	.667	
Feb 06	NEVADA	*of	3	0	0	0	0	0	0	0	0	0	0	0	0	0	0	0	0	0	.333	
Feb 06	NEVADA	ph/of	3	1	1	1	1	0	0	0	0	0	0	0	0	0	0	2	0	0	.333	
Feb 07	NC STATE	*of	1	1	1	0	0	0	0	2	0	0	0	0	0	0	0	0	2	1	.400	
Feb 07	NEVADA	*of	3	1	1	0	0	0	0	0	0	0	0	0	0	0	0	1	0	0	.385	
Feb 08	ILLINOIS	*of	3	1	1	0	0	0	0	0	2	0	0	0	0	0	0	1	0	0	.375	
Feb 08	LAMAR	*of	3	0	1	0	0	0	0	0	1	0	0	0	0	0	0	0	1	0	.368	
Feb 12	vs Nebraska	*of	3	0	1	0	0	0	0	0	0	0	0	0	0	0	1	4	0	0	.304	
Feb 12	vs Oklahoma St	*of	4	0	0	0	0	0	0	0	0	0	0	0	0	0	3	0	0	0	.308	
Feb 13	vs Duke	*of	3	1	1	1	0	0	1	0	0	0	0	0	0	0	0	2	0	1	.286	
Feb 14	vs UCF	*of	2	0	0	0	0	0	0	1	0	0	0	0	0	0	0	0	0	0	.300	
Feb 15	vs UCLA	*of	2	0	1	0	0	1	0	0	0	0	0	0	0	0	1	1	0	0	.333	
Feb 17	SOUTH ALABAMA	*of	3	0	2	4	0	1	0	0	0	0	0	0	0	0	1	1	0	0	.353	
Feb 20	MICHIGAN ST	*of	1	1	1	1	0	0	0	2	0	0	0	0	0	0	0	0	0	0	.316	
Feb 21	ULL	*of	4	0	0	0	0	0	0	1	0	0	0	0	0	0	2	5	0	0	.293	
Feb 21	MICHIGAN ST	*of	3	1	0	0	0	0	0	1	0	0	0	0	0	0	0	1	1	0	.302	
Feb 22	HOWARD	*of	2	0	1	0	0	0	0	1	0	0	0	0	0	0	0	2	0	0	.283	
Feb 24	at McNeese	*of	3	1	0	0	0	0	0	2	0	0	0	0	0	0	1	1	0	0	.265	
Feb 27	NICHOLLS	*of	3	0	0	0	0	0	0	0	0	0	0	0	0	0	0	2	0	0	.275	
Feb 27	MEMPHIS	*of	2	1	1	2	0	0	0	1	0	0	0	0	0	0	0	0	1	0	.264	
Feb 28	IOWA	*of	2	0	0	0	0	0	0	1	0	0	0	0	0	0	0	3	0	0	.259	
Feb 28	MEMPHIS	*of	1	0	1	0	0	0	0	1	0	0	1	0	0	0	0	1	0	0	.286	
Mar 08	at Tennessee	*dh	4	0	1	0	0	0	0	0	0	0	0	0	0	0	0	1	0	0	.288	
Mar 10	at Nicholls	*of	5	1	3	2	1	1	0	0	0	0	0	0	0	0	0	1	1	0	.279	
Mar 14	TEXAS A&M	*of	3	1	1	0	0	0	0	0	0	0	0	0	0	0	0	0	3	0	.282	
Mar 15	TEXAS A&M	*of	2	0	0	0	0	0	0	1	0	0	0	0	0	0	0	2	0	0	.276	
Mar 16	TEXAS A&M	*of	3	2	1	1	0	0	1	0	0	0	0	0	0	0	0	1	0	0	.275	
Mar 20	at South Carolina	*of	5	0	1	0	1	0	1	0	0	0	0	0	0	0	2	4	0	0	.265	
Mar 21	at South Carolina	*of	4	0	1	0	0	0	0	0	0	0	0	0	0	0	1	2	0	0	.265	
Mar 22	at South Carolina	*of	3	0	0	0	0	0	0	0	0	0	0	0	0	0	0	1	2	0	.265	
Totals			28gs	83	13	22	15	3	5	2	15	3	0	1	0	0	0	18	43	2	2	.265

On base pct. .384 • Slugging pct. .494

FRANKLIN'S CAREER STATS

Year	avg	gp-gs	ab	r	h	2b	3b	hr	rbi	tb	slg%	bb	hbp	so	gdp	ob%	sf	sh	sb-att	po	a	e	fld%
2025	.000	2-1	3	0	0	0	0	0	0	0	.000	0	0	1	0	.000	0	0	0-0	0	0	0	.000
2026	.265	29-28	83	13	22	3	5	2	15	41	.494	15	1	18	0	.384	0	0	3-3	43	2	2	.957
TOTAL	.256	31-29	86	13	22	3	5	2	15	41	.477	15	1	19	0	.373	0	0	3-3	43	2	2	.957



CECE CELLURA

21

Pitcher • 6-0 • Junior • R/R • TR • Glendale, Calif. (San Diego State)

SINGLE-GAME SEASON HIGHS

Innings Pitched	8.0, UL Lafayette (02/21/26)
Strikeouts	6, # 16 Texas A&M (03/15/26)
Batters Faced	30, UL Lafayette (02/21/26)
Putouts	1 vs. RV/#23 Oklahoma St. (02/12/26)
Assists	3, #16 Texas A&M (03/15/26)
Runners CS	N/A

SINGLE-GAME CAREER HIGHS

Innings Pitched	8.0, UL Lafayette (02/21/26)
Strikeouts	7, Three Times*
Batters Faced	33, UC Santa Barbara (05/17/25)*
Putouts	1, Six Times
Assists	4 at UNLV (05/03/24)* #17 Oregon (02/17/24)*
Runners CS	N/A

* Includes games played at San Diego State

Complete bio

Junior Season (2026)

- Coming off back-to-back complete games against Texas A&M (March 15) and South Carolina (March 21).
- Threw a season-best six strikeouts against No. 16 Texas A&M (March 15).
- Led San Diego State to consecutive Mountain West Conference Tournament titles.
- Was a 2025 All-Mountain West First Team selection.
- Posted a 19-9 record in the circle last season with a 2.28 ERA behind 94 strikeouts.
- Led the Mountain West with a 4.70 strikeout-to-walk ratio and a 1.10 WHIP last season.

2026 SEASON GAME-BY-GAME

Date	Opponent	Pos	AB	R	H	RBI	2B	3B	HR	BB	SB	CS	HBP	SAC	SF	GDP	K	PO	A	E	Avg
Feb 12	vs Oklahoma St	*p	0	0	0	0	0	0	0	0	0	0	0	0	0	0	0	1	0	0	.000
Feb 15	vs UCLA	*p	0	0	0	0	0	0	0	0	0	0	0	0	0	0	0	0	2	0	.000
Feb 21	ULL	*p	0	0	0	0	0	0	0	0	0	0	0	0	0	0	0	0	2	0	.000
Feb 27	MEMPHIS	*p	0	0	0	0	0	0	0	0	0	0	0	0	0	0	0	0	1	0	.000
Mar 15	TEXAS A&M	*p	0	0	0	0	0	0	0	0	0	0	0	0	0	0	0	0	3	0	.000
Mar 21	at South Carolina	*p	0	0	0	0	0	0	0	0	0	0	0	0	0	0	0	0	1	0	.000
Totals			5gs	0	0	0	0	0	0	0	0	0	0	0	0	0	0	1	9	0	.000

On base pct. .000 • Slugging pct. .000

#21 Cece Cellura - 10 appearances (All games)

Date	Opponent	GS	IP	H	R	ER	BB	SO	2B	3B	HR	WP	BK	HBP	IBB	Score	W-L	Sv	ERA	NP	
Feb 06	NC STATE	*	2.1	7	5	5	2	1	1	0	0	0	0	0	0	7-5	0-0	0	15.00	75	
Feb 08	ILLINOIS	*	4.0	5	0	0	0	1	0	0	0	0	0	1	0	9-1	1-0	0	5.53	54	
Feb 12	vs Oklahoma St	*	7.0	7	4	4	2	3	3	0	0	0	0	0	0	9-4	2-0	0	4.72	106	
Feb 14	vs UCF	*	3.1	5	2	0	1	3	0	0	0	0	0	0	0	1-5	2-0	0	3.78	59	
Feb 15	vs UCLA	*	1.2	5	2	2	0	0	2	0	0	0	0	0	0	0-8	2-0	0	4.20	25	
Feb 21	ULL	*	8.0	5	1	0	0	3	1	1	0	0	0	0	0	2-1	2-0	0	2.92	110	
Feb 27	MEMPHIS	*	4.0	4	2	2	2	1	1	0	0	1	0	0	0	11-2	3-0	0	3.00	58	
Mar 07	at Tennessee	*	2.0	5	5	5	1	0	1	0	1	0	0	0	0	6-11	3-1	0	3.90	48	
Mar 15	TEXAS A&M	*	7.0	6	3	3	0	6	0	0	1	0	0	0	0	2-3	3-2	0	3.74	108	
Mar 21	at South Carolina	*	7.0	8	1	1	0	2	0	0	1	1	0	0	0	5-1	4-2	0	3.32	98	
Totals			7	46.1	57	25	22	8	20	9	1	3	2	0	1	0	52-41	4-2	0	3.32	-

CELLURA'S CAREER STATS (AT SAN DIEGO STATE 2024-2025)

YEAR	ERA	W - L	APP	GS	CG	SHO	SV	IP	H	R	ER	BB	SO	2B	3B	HR	BF	BAVG	WP	HBP	BK	SFA	SHA
2024	2.78	8-5	31	19	0	0	4	108.1	128	51	43	8	45	20	6	4	466	0.285	5	2	0	0	7
2025	2.28	19-9	39	20	3	0	3	153.2	149	61	50	20	94	29	4	7	640	0.248	5	10	0	0	10
Total	2.48	27-14	70	39	3	0	7	262	277	112	93	28	139	49	10	11	1106	0.264	10	12	0	0	17

CELLURA'S CAREER STATS (AT LSU)

Year	era	w-l	app	gs	cg	sho	sv	ip	h	r	er	bb	so	2b	3b	hr	bf	bavg	wp	hbp	bk	sfa	sha
2026	3.32	4-2	10	7	3	0/0	0	46.1	57	25	22	8	20	9	1	3	198	.310	2	1	0	1	4
TOTAL	3.32	4-2	10	7	3	0/0	0	46.1	57	25	22	8	20	9	1	3	198	.310	2	1	0	1	4



SIERRA DANIEL

23

Utility • 5-4 • Junior • L/R • 2L • Chandler, Ariz. (Seton Catholic Prep HS)

SINGLE-GAME SEASON HIGHS

Hits	3, Three Times
Doubles	2 at #21/24 South Carolina (03/21/26) NC State (02/05/26)
Triples	1, Four Times
Home Runs	N/A
Total Bases	5, UL Lafayette (02/21/26) vs. RV/#23 Oklahoma St. (02/12/26)
RBlS	2, Four Times
Runs Scored	2, Six Times
Walks	2, Eight Times
Hit By Pitch	1, Illinois (02/08/26)
Sacrifice Flies	1, Michigan St. (02/21/26) Lamar (02/08/26)
Sac Hits	N/A
At Bats	6 at #21/24 South Carolina (03/20/26)
Stolen Bases	1, Seven Times
Putouts	5 at #21.24 South Carolina (03/20/26)
Assists	6, UL Lafayette (02/21/26)

Complete bio

Junior Season (2026)

- Has a team-leading .337 batting average, 30 hits, and has turned 12 double plays.
- Has 21 runs and 15 RBI, and 22 walks.
- Named to 2025 the NFCA Gulf All-Region Second Team
- Has a career .300 batting average

2026 SEASON GAME-BY-GAME

Date	Opponent	Pos	AB	R	H	RBI	2B	3B	HR	BB	SB	CS	HBP	SAC	SF	GDP	K	PO	A	E	Avg	
Feb 05	NC STATE	*2b	4	2	2	2	2	0	0	0	0	0	0	0	0	0	1	0	2	0	.500	
Feb 06	NEVADA	*2b	2	1	2	1	0	0	0	2	0	0	0	0	0	0	0	3	1	0	.667	
Feb 06	NC STATE	*2b	4	0	1	0	0	0	0	0	0	0	0	0	0	0	1	1	1	0	.500	
Feb 07	NEVADA	*2b	4	1	1	1	0	0	0	0	0	0	0	0	0	0	0	1	0	0	.429	
Feb 08	ILLINOIS	*2b	1	2	0	0	0	0	1	0	0	1	0	0	0	0	0	3	1	0	.400	
Feb 08	LAMAR	*2b	2	2	2	2	0	1	0	0	1	0	0	0	1	0	0	0	1	0	.471	
Feb 12	vs Nebraska	*2b	3	0	2	0	0	0	0	0	1	0	0	0	0	0	1	2	1	0	.500	
Feb 12	vs Oklahoma St	*2b	4	2	3	2	0	1	0	0	0	0	0	0	0	0	1	3	2	0	.542	
Feb 13	vs Duke	*2b	2	0	0	1	0	0	0	2	0	0	0	0	0	0	0	1	1	0	.500	
Feb 14	vs UCF	*2b	3	0	1	0	0	0	0	1	0	0	0	0	0	0	0	3	2	1	.483	
Feb 15	vs UCLA	*2b	3	0	0	0	0	0	0	0	0	0	0	0	0	0	0	0	2	0	.438	
Feb 17	SOUTH ALABAMA	*2b	3	1	1	0	0	0	0	1	0	0	0	0	0	0	1	1	1	0	.429	
Feb 20	MICHIGAN ST	*2b	4	1	3	1	1	0	0	0	1	0	0	0	0	0	0	1	0	0	.462	
Feb 21	ULL	*2b	5	0	3	0	0	1	0	0	0	0	0	0	0	0	0	3	6	0	.477	
Feb 21	MICHIGAN ST	*2b	2	0	0	1	0	0	0	1	1	0	0	0	1	0	0	0	2	0	.457	
Feb 22	HOWARD	*2b	3	0	1	0	0	0	0	0	0	0	0	0	0	0	0	0	2	0	.449	
Feb 24	at McNeese	*2b	3	1	0	1	0	0	0	2	0	0	0	0	0	0	0	3	2	0	.423	
Feb 27	NICHOLLS	*2b	1	0	0	0	0	0	0	2	0	0	0	0	0	0	0	1	0	0	.415	
Feb 27	MEMPHIS	*2b	1	1	0	0	0	0	0	2	0	0	0	0	0	0	0	1	3	0	.407	
Feb 28	IOWA	*2b	2	2	1	0	1	0	0	2	0	0	0	0	0	0	0	3	0	0	.411	
Feb 28	MEMPHIS	*2b	2	0	1	0	0	0	0	2	1	0	0	0	0	0	0	0	1	0	.414	
Mar 06	at Tennessee	*2b	3	0	0	0	0	0	0	0	0	0	0	0	0	0	1	3	3	0	.393	
Mar 07	at Tennessee	*2b	1	1	0	0	0	0	0	2	0	0	0	0	0	0	0	1	2	0	.387	
Mar 08	at Tennessee	*2b	3	0	0	0	0	0	0	1	0	0	0	0	0	0	0	3	2	0	.369	
Mar 10	at Nicholls	*2b	4	2	1	2	0	1	0	1	1	0	0	0	0	0	1	0	1	0	.362	
Mar 14	TEXAS A&M	*2b	3	0	0	0	0	0	0	0	0	0	0	0	0	0	1	0	0	0	.347	
Mar 15	TEXAS A&M	*2b	2	0	0	0	0	0	0	0	0	0	0	0	0	0	1	1	0	0	.338	
Mar 16	TEXAS A&M	*2b	3	1	1	0	0	0	0	0	0	0	0	0	0	0	2	1	1	0	.338	
Mar 20	at South Carolina	*2b	6	0	2	0	0	0	0	0	0	0	0	0	0	0	0	5	3	0	.337	
Mar 21	at South Carolina	*2b	4	0	2	1	2	0	0	0	0	0	0	0	0	0	0	2	2	0	.345	
Mar 22	at South Carolina	*2b	2	1	0	0	0	0	0	1	0	0	0	0	0	0	1	3	3	0	.337	
Totals			31gs	89	21	30	15	6	4	0	22	7	0	1	0	2	0	12	53	46	1	.337

On base pct. .465 • Slugging pct. .494

SINGLE-GAME CAREER HIGHS

Hits	3, Four Times
Doubles	2 at #21/24 South Carolina (03/21/26) NC State (02/05/26)
Triples	1, Five Times
Home Runs	1, at #13/15 Georgia (03/21/25) vs. Weber State (03/01/25)
Total Bases	5, UL Lafayette (02/21/26) vs. RV/#23 Oklahoma St. (02/12/26)
RBlS	3, at #13/15 Georgia (03/22/25)
Runs Scored	3, Minnesota (03/09/25) Austin Peay (02/24/24)
Walks	2, Nine Times
Hit By Pitch	1, Four Times
Sacrifice Flies	1, Four Times
Sac Hits	1, Six Times
At Bats	6 at #21/24 South Carolina (03/20/26) vs. #20 Alabama (05/08/24)
Stolen Bases	2, Austin Peay (02/24/24)
Putouts	5, Three Times
Assists	6, UL Lafayette (02/21/26)

DANIEL'S CAREER STATS

Year	avg	gp-gs	ab	r	h	2b	3b	hr	rbi	tb	slg%	bb	hbp	so	gdp	ob%	sf	sh	sb-att	po	a	e	fld%
2024	.300	40-32	90	22	27	1	1	0	4	30	.333	11	0	8	0	.376	0	3	5-5	21	34	7	.887
2025	.381	50-43	105	32	40	5	0	2	19	51	.486	14	3	15	0	.460	2	3	8-9	56	74	4	.970
2026	.337	31-31	89	21	30	6	4	0	15	44	.494	22	1	12	0	.465	2	0	7-7	53	46	1	.990
TOTAL	.342	121-106	284	75	97	12	5	2	38	125	.440	47	4	35	0	.437	4	6	20-21	130	154	12	.959



CHAR LORENZ

24

Utility • 5-5 • Redshirt Sophomore • R/R • TR • Munster, Ind. (Louisville)

SINGLE-GAME SEASON HIGHS

Hits	2, Four Times
Doubles	2, Iowa (02/28/26)
Triples	N/A
Home Runs	2 at McNeese (02/24/26)
Total Bases	8 at McNeese (02/24/26)
RBIs	2 at McNeese (02/24/26) Nevada (02/06/26)
Runs Scored	2, Four Times
Walks	3, Memphis (02/28/26)
Hit By Pitch	1, Three Times
Sacrifice Flies	N/A
Sac Hits	N/A
At Bats	5 at #21/24 South Carolina (03/20/26)
Stolen Bases	1, Memphis (02/28/26) South Alabama (02/17/26)
Putouts	11 at McNeese (02/24/26)
Assists	1, Four Times

SINGLE-GAME CAREER HIGHS

Hits	4 at Northern Ky. (03/18/25)* vs. Cleveland St. (02/09/25)*
Doubles	3 at Northern Ky. (03/18/25)*
Triples	1, Five Times*
Home Runs	2 at McNeese (02/24/26) vs. Cleveland St. (02/09/25)*
Total Bases	12, vs. Cleveland St. (02/09/25)*
RBIs	6 vs. Cleveland St. (02/09/25)*
Runs Scored	4 vs. Cleveland St. (02/09/25)*
Walks	3, Memphis (02/28/26)
Hit By Pitch	1, 11 Times
Sacrifice Flies	1 at Northern Ky. (03/18/25)*
Sac Hits	1, Four Times*
At Bats	6, Notre Dame (03/09/25)*
Stolen Bases	3, Bellarmine (02/26/25)*
Putouts	11 at McNeese (02/24/26)
Assists	1, Six Times*

* Includes games played at Louisville

Complete bio

Redshirt Sophomore Season (2026)

- Has four home runs on the season, including two homers at McNeese (Feb. 24).
- Had a team-leading 18-game reach base streak.
- Recorded a career-high 11 putouts at McNeese (Feb. 24) after making her third start at catcher.
- Drove in a season-high four RBI against Iowa (Feb. 28).
- A 2025 All-ACC Second Team selection.
- Led Louisville with a .368 batting average on 57 hits and set a freshman record with 53 RBI.

2026 SEASON GAME-BY-GAME

Date	Opponent	Pos	AB	R	H	RBI	2B	3B	HR	BB	SB	CS	HBP	SAC	SF	GDP	K	PO	A	E	Avg
Feb 05	NC STATE	*of	2	1	1	1	0	0	0	1	0	0	0	0	0	0	0	0	0	0	.500
Feb 06	NEVADA	*of	3	1	1	2	0	0	1	0	0	0	0	0	0	0	1	1	0	0	.400
Feb 06	NC STATE	*of	3	0	1	0	0	0	0	0	0	0	1	0	0	0	2	3	0	0	.375
Feb 07	NEVADA	*of	2	1	0	0	0	0	0	1	0	0	0	0	0	0	1	1	0	0	.300
Feb 08	ILLINOIS	*of	1	0	0	0	0	0	0	1	0	0	0	0	0	0	0	0	0	0	.273
Feb 08	LAMAR	*c	2	1	1	0	1	0	0	1	0	0	0	0	0	0	0	4	0	0	.308
Feb 12	vs Nebraska	*of	3	0	1	0	0	0	0	0	0	0	0	0	0	0	1	3	0	0	.312
Feb 12	vs Oklahoma St	*of	4	0	0	0	0	0	0	0	0	0	0	0	0	0	1	1	0	0	.250
Feb 13	vs Duke	*of	3	0	0	0	0	0	0	0	0	0	0	0	0	0	0	0	0	0	.217
Feb 14	vs UCF	*of	3	0	1	0	0	0	0	0	0	0	1	0	0	0	0	1	0	0	.231
Feb 15	vs UCLA	*dh	2	0	0	0	0	0	0	0	0	0	0	0	0	0	0	0	0	0	.214
Feb 17	SOUTH ALABAMA	*of/c	2	1	1	0	0	0	0	1	0	1	0	0	0	0	2	1	0	0	.233
Feb 20	MICHIGAN ST	*of/c	2	1	1	0	0	0	0	1	0	0	0	0	0	0	2	0	0	0	.250
Feb 21	ULL	*of	3	1	2	0	0	0	0	2	0	0	0	0	0	0	0	2	0	1	.286
Feb 21	MICHIGAN ST	*of	2	0	0	0	0	0	0	1	0	0	0	0	0	0	0	2	1	0	.270
Feb 22	HOWARD	*c	2	0	0	0	0	0	0	1	0	0	0	0	0	0	0	4	0	0	.256
Feb 24	at McNeese	*c	3	2	2	2	0	0	2	1	0	0	0	0	0	0	11	1	1	0	.286
Feb 27	NICHOLLS	*c	2	0	0	0	0	0	0	1	0	0	0	0	0	0	1	4	0	0	.273
Feb 27	MEMPHIS	*c	1	1	0	1	0	0	0	2	0	0	0	0	0	0	0	1	1	0	.267
Feb 28	IOWA	*of	3	0	2	4	2	0	0	0	0	0	0	0	0	0	0	5	0	0	.292
Feb 28	MEMPHIS	*c	1	2	0	0	0	0	0	3	1	0	0	0	0	0	0	9	0	0	.286
Mar 06	at Tennessee	*of	3	0	1	0	0	0	0	0	0	0	0	0	0	0	0	1	0	0	.288
Mar 07	at Tennessee	*of	2	2	1	1	0	0	1	1	0	0	0	0	0	0	1	4	0	0	.296
Mar 08	at Tennessee	*of	3	1	0	1	0	0	0	1	1	0	0	0	0	0	0	5	0	0	.281
Mar 10	at Nicholls	*of	4	2	2	1	1	0	0	1	0	0	0	0	0	0	3	0	1	0	.295
Mar 14	TEXAS A&M	*of	3	1	1	0	0	0	0	0	0	0	0	0	0	0	0	4	0	1	.297
Mar 15	TEXAS A&M	*of	2	0	0	0	0	0	0	0	0	0	1	0	0	0	2	1	0	0	.288
Mar 16	TEXAS A&M	*of	4	0	1	0	0	0	0	0	0	0	0	0	0	0	0	4	0	0	.286
Mar 20	at South Carolina	*of	5	1	1	0	0	0	0	1	0	0	0	0	0	0	1	1	0	0	.280
Mar 21	at South Carolina	*of	2	0	0	0	0	0	0	0	0	0	0	0	0	0	1	0	0	0	.273
Totals			30gs	77	19	21	13	4	0	4	20	3	1	3	0	0	12	79	4	3	.273

On base pct. .440 • Slugging pct. .481

LORENZ'S CAREER STATS (AT LOUISVILLE 2025)

Year	avg	gp-gs	ab	r	h	2b	3b	hr	rbi	tb	slg%	bb	hbp	so	gdp	ob%	sf	sh	sb-att	po	a	e	fld%
2025	.368	50-50	155	32	57	11	5	9	53	105	.677	17	8	24	0	.453	1	4	13-20	87	2	3	.967
TOTAL	.368	50-50	155	32	57	11	5	9	53	105	.677	17	8	24	0	.453	1	4	13-20	87	2	3	.967

LORENZ'S CAREER STATS (AT LSU)

Year	avg	gp-gs	ab	r	h	2b	3b	hr	rbi	tb	slg%	bb	hbp	so	gdp	ob%	sf	sh	sb-att	po	a	e	fld%
2026	.273	30-30	77	19	21	4	0	4	13	37	.481	20	3	12	0	.440	0	0	3-4	79	4	3	.965
TOTAL	.273	30-30	77	19	21	4	0	4	13	37	.481	20	3	12	0	.440	0	0	3-4	79	4	3	.965



JADA PHILLIPS

28

Catcher/Utility · 5-4 · Sophomore · R/R · 1L · Bradenton, Fla. (Braden River HS)

SINGLE-GAME SEASON HIGHS

Hits	N/A
Doubles	N/A
Triples	N/A
Home Runs	N/A
Total Bases	N/A
RBI	N/A
Runs Scored	N/A
Walks	N/A
Hit By Pitch	N/A
Sacrifice Flies	N/A
Sac Hits	N/A
At Bats	1 at Nicholls (03/10/26) South Alabama (02/17/26)
Stolen Bases	N/A
Putouts	2, Memphis (02/27/26)
Assists	N/A

Complete bio

Sophomore Season (2026)

- Made four starts as a catcher and appeared in six games in 2025.
- Recorded first collegiate RBI with a groundout versus South Alabama (March 7, 2025).
- Won 2023 Atlanta Legacy Tournament with LLG Corn DPS club.
- Played club ball for Hotshots/Mojo Ross (2018-2020), Tampa Mustangs/LLG Maguire (2020-2021), Tampa Mustangs TJ (2021) and LLG Corn DPS (2021-2024).

2026 SEASON GAME-BY-GAME

Date	Opponent	Pos	AB	R	H	RBI	2B	3B	HR	BB	SB	CS	HBP	SAC	SF	GDP	K	PO	A	E	Avg	
Feb 17	SOUTH ALABAMA	ph	1	0	0	0	0	0	0	0	0	0	0	0	0	0	0	0	0	0	0	.000
Feb 27	MEMPHIS	c	0	0	0	0	0	0	0	0	0	0	0	0	0	0	0	2	0	0	0	.000
Mar 10	at Nicholls	ph/c	1	0	0	0	0	0	0	0	0	0	0	0	0	0	1	1	0	0	0	.000
Totals			0gs	2	0	0	0	0	0	0	0	0	0	0	0	0	0	1	3	0	0	.000

On base pct. .000 · Slugging pct. .000

SINGLE-GAME CAREER HIGHS

Hits	N/A
Doubles	N/A
Triples	N/A
Home Runs	N/A
Total Bases	N/A
RBI	1, South Alabama (03/07/25)
Runs Scored	N/A
Walks	N/A
Hit By Pitch	N/A
Sacrifice Flies	N/A
Sac Hits	N/A
At Bats	2, Four Times
Stolen Bases	N/A
Putouts	10, UT Arlington (02/14/25)
Assists	2, UT Arlington (02/14/25)

PHILLIPS' CAREER STATS

Year	avg	gp-gs	ab	r	h	2b	3b	hr	rbi	tb	slg%	bb	hbp	so	gdp	ob%	sf	sh	sb-att	po	a	e	fld%
2025	.000	6-4	10	0	0	0	0	0	1	0	.000	0	0	3	0	.000	0	0	0-0	29	3	0	1.000
2026	.000	3-0	2	0	0	0	0	0	0	0	.000	0	0	1	0	.000	0	0	0-0	3	0	0	1.000
TOTAL	.000	9-4	12	0	0	0	0	0	1	0	.000	0	0	4	0	.000	0	0	0-0	32	3	0	1.000



DESTINY HARRIS

33

Outfield · 5-4 · Sophomore · R/R · 1L · Norfolk, Va. (Granby HS)

SINGLE-GAME SEASON HIGHS

Hits	2 at #21/24 South Carolina (03/21/26) Michigan St. (02/21/26)
Doubles	N/A
Triples	N/A
Home Runs	1, Memphis (02/27/26) Michigan St. (02/21/26)
Total Bases	5, Michigan St. (02/21/26)
RBI	2, Memphis (02/27/26) Michigan St. (02/21/26)
Runs Scored	2, Three Times
Walks	1, Four Times
Hit By Pitch	1, Four Times
Sacrifice Flies	N/A
Sac Hits	N/A
At Bats	3, Iowa (02/28/26) at McNeese (02/24/26)
Stolen Bases	1, Four Times
Putouts	4, Howard (02/22/26)
Assists	N/A

SINGLE-GAME CAREER HIGHS

Hits	2 at #21/24 South Carolina (03/21/26) Michigan St. (02/21/26)
Doubles	N/A
Triples	N/A
Home Runs	1, Memphis (02/27/26) Michigan St. (02/21/26)
Total Bases	5, Michigan St. (02/21/26)
RBI	2, Memphis (02/27/26) Michigan St. (02/21/26)
Runs Scored	2, Three Times
Walks	1, Four Times
Hit By Pitch	1, Four Times
Sacrifice Flies	N/A
Sac Hits	N/A
At Bats	3, Iowa (02/28/26) at McNeese (02/24/26)
Stolen Bases	1, Four Times
Putouts	4, Howard (02/22/26)
Assists	N/A

Complete bio

Sophomore Season (2026)

- Recorded a multi-hit and multi-RBI game in her first collegiate start (Feb. 21 vs. Michigan St.).
- Hit a home run in her first at-bat of her first collegiate start.
- Has two two-run homers this season.
- Named 2024 Regional Player of the Year at Granby High School.
- A two-time Player of the Year, High School All-Region selection and All-State honoree.

2026 SEASON GAME-BY-GAME

Date	Opponent	Pos	AB	R	H	RBI	2B	3B	HR	BB	SB	CS	HBP	SAC	SF	GDP	K	PO	A	E	Avg
Feb 05	NC STATE	pr	0	1	0	0	0	0	0	0	0	0	0	0	0	0	0	0	0	0	.000
Feb 06	NC STATE	pr	0	1	0	0	0	0	0	0	0	0	0	0	0	0	0	0	0	0	.000
Feb 07	NEVADA	pr	0	1	0	0	0	0	0	0	0	0	0	0	0	0	0	0	0	0	.000
Feb 08	ILLINOIS	pr	0	1	0	0	0	0	0	0	1	0	0	0	0	0	0	0	0	0	.000
Feb 08	LAMAR	pr	0	0	0	0	0	0	0	0	0	0	0	0	0	0	0	0	0	0	.000
Feb 12	vs Nebraska	pr	0	0	0	0	0	0	0	0	0	0	0	0	0	0	0	0	0	0	.000
Feb 12	vs Oklahoma St	pr	0	0	0	0	0	0	0	0	0	0	0	0	0	0	0	0	0	0	.000
Feb 14	vs UCF	ph	1	0	0	0	0	0	0	0	0	0	0	0	0	0	1	0	0	0	.000
Feb 17	SOUTH ALABAMA	pr/of	0	0	0	0	0	0	0	0	0	0	0	0	0	0	0	0	0	0	.000
Feb 21	ULL	pr	0	0	0	0	0	0	0	0	0	0	0	0	0	0	0	0	0	0	.000
Feb 21	MICHIGAN ST	*dn	2	2	2	2	0	0	1	1	0	0	0	0	0	0	0	0	0	0	.667
Feb 22	HOWARD	*of	2	0	0	0	0	0	0	0	1	0	0	0	0	0	0	4	0	0	.400
Feb 24	at McNeese	*dh	3	0	1	1	0	0	0	1	0	0	0	0	0	0	0	0	0	0	.375
Feb 27	MEMPHIS	*of	2	2	1	2	0	0	1	0	1	0	1	0	0	0	0	0	0	0	.400
Feb 28	IOWA	*dh	3	1	1	0	0	0	0	0	0	0	0	0	0	0	0	0	0	0	.385
Feb 28	MEMPHIS	*of	2	0	0	0	0	0	0	1	1	0	0	0	0	0	0	0	0	0	.333
Mar 06	at Tennessee	*dh	2	0	0	0	0	0	0	0	0	0	0	0	0	0	0	2	0	0	.294
Mar 08	at Tennessee	pr	0	0	0	0	0	0	0	0	0	0	0	0	0	0	0	0	0	0	.294
Mar 10	at Nicholls	ph	0	1	0	0	0	0	0	0	0	0	1	0	0	0	0	0	0	0	.294
Mar 15	TEXAS A&M	pr	0	0	0	0	0	0	0	0	0	0	0	0	0	0	0	0	0	0	.294
Mar 16	TEXAS A&M	pr	0	1	0	0	0	0	0	0	0	0	0	0	0	0	0	0	0	0	.294
Mar 20	at South Carolina	pr	0	1	0	0	0	0	0	0	0	0	0	0	0	0	0	0	0	0	.294
Mar 21	at South Carolina	*dh	2	2	2	0	0	0	1	1	0	0	0	0	0	0	0	0	0	0	.368
Mar 22	at South Carolina	*dh	2	1	1	0	0	0	0	0	0	1	0	0	0	0	0	0	0	0	.381
Totals			9gs	21	15	8	5	0	2	4	4	0	4	0	0	0	3	4	0	0	.381

On base pct. .552 · Slugging pct. .667

HARRIS' CAREER STATS

Year	avg	gp-gs	ab	r	h	2b	3b	hr	rbi	tb	slg%	bb	hbp	so	gdp	ob%	sf	sh	sb-att	po	a	e	fld%
2025	.500	2-0	2	0	1	0	0	0	1	1	.500	0	0	0	0	.500	0	0	0-0	0	0	0	.000
2026	.381	24-9	21	15	8	0	0	2	5	14	.667	4	4	3	0	.552	0	0	4-4	4	0	0	1.000
TOTAL	.391	26-9	23	15	9	0	0	2	6	15	.652	4	4	3	0	.548	0	0	4-4	4	0	0	1.000



TORI EDWARDS

42

Utility • 5-11 • Redshirt Sophomore • R/R • 1L • Flower Mound, Texas (Edward S. Marcus HS)

SINGLE-GAME SEASON HIGHS

Hits	3 vs. RV/#23 Oklahoma St. (02/12/26)
Doubles	1 at #21/24 South Carolina (03/22/26) Memphis (02/27/26)
Triples	1, NC State (02/06/26)
Home Runs	1, Five Times
Total Bases	6 vs. RV/#23 Oklahoma St. (02/12/26)
RBIs	4, Illinois (02/08/26)
Runs Scored	2, Five Times
Walks	4 at #21/24 South Carolina (03/20/26)
Hit By Pitch	N/A
Sacrifice Flies	N/A
Sac Hits	N/A
At Bats	5 at McNeese (02/24/26)
Stolen Bases	2, Illinois (02/08/26)
Putouts	12, #16 Texas A&M (03/15/26) UL Lafayette (02/21/26)
Assists	1, Seven Times

SINGLE-GAME CAREER HIGHS

Hits	3, Seven Times
Doubles	1, 16 Times
Triples	1, NC State (02/06/26)
Home Runs	2, ULM (03/05/25) Central Arkansas (02/08/25)
Total Bases	9, ULM (03/05/25) Central Arkansas (02/08/25)
RBIs	6, ULM (03/05/25)
Runs Scored	3, ULM (03/05/25) Southern Miss (02/21/25)
Walks	4 at #21/24 South Carolina (03/20/26)
Hit By Pitch	1, Four Times
Sacrifice Flies	1, Five Times
Sac Hits	N/A
At Bats	5 at McNeese (02/24/26)
Stolen Bases	2, Illinois (02/08/26) Louisiana Tech (04/09/25)
Putouts	12, #16 Texas A&M (03/15/26) UL Lafayette (02/21/26)
Assists	1, 15 Times

Complete bio

Redshirt Sophomore Season (2026)

- Hit game-winning and series-clinching two-run double in the South Carolina finale (March 22).
- A 2025 NFCA All-American and 2025 SEC Freshman of the Year.
- Set a program single-season record with an .802 slugging percentage and tied the record with 18 homers in 2025.
- Has a program record four grand slams and is the eighth Tiger in program history with multiple grand slams in a season.
- First career home run was a grand slam against Charlotte (Feb. 8, 2025).

2026 SEASON GAME-BY-GAME

Date	Opponent	Pos	AB	R	H	RBI	2B	3B	HR	BB	SB	CS	HBP	SAC	SF	GDP	K	PO	A	E	Avg	
Feb 05	NC STATE	*1b	1	0	0	1	0	0	0	2	1	0	0	0	0	0	0	3	0	1	.000	
Feb 06	NEVADA	*1b	2	1	0	0	0	0	0	1	0	0	0	0	0	0	0	5	1	0	.000	
Feb 06	NC STATE	*1b	4	2	2	0	0	1	0	0	0	0	0	0	0	0	0	3	0	0	.286	
Feb 07	NEVADA	*1b	2	0	0	1	0	0	0	2	0	0	0	0	0	0	2	1	0	0	.222	
Feb 08	ILLINOIS	*1b	2	2	2	4	0	0	1	1	2	0	0	0	0	0	0	6	1	0	.364	
Feb 08	LAMAR	*1b	2	1	1	3	0	0	1	1	1	0	0	0	0	0	0	7	0	0	.385	
Feb 12	vs Nebraska	*1b	2	0	0	0	0	0	0	1	0	0	0	0	0	0	2	3	0	0	.333	
Feb 12	vs Oklahoma St	*1b	4	2	3	3	0	0	1	0	1	0	0	0	0	0	0	8	1	0	.421	
Feb 13	vs Duke	*1b	3	0	0	0	0	0	0	1	0	0	0	0	0	0	0	1	5	0	.364	
Feb 14	vs UCF	*1b	3	0	0	0	0	0	0	0	0	0	0	0	0	0	0	8	1	0	.320	
Feb 15	vs UCLA	*1b	2	0	0	0	0	0	0	1	0	0	0	0	0	0	0	1	7	0	.296	
Feb 17	SOUTH ALABAMA	*1b	1	2	1	1	0	0	0	2	0	0	0	0	0	0	0	6	1	0	.321	
Feb 20	MICHIGAN ST	*1b	2	1	0	0	0	0	0	1	0	0	0	0	0	0	0	2	4	0	.300	
Feb 21	ULL	*1b	4	1	0	0	0	0	0	1	1	0	0	0	0	0	2	12	1	0	.265	
Feb 21	MICHIGAN ST	*1b	3	1	1	1	0	0	1	1	0	0	0	0	0	0	0	3	0	0	.270	
Feb 22	HOWARD	*1b	3	0	1	1	0	0	0	0	0	0	0	0	0	0	0	7	0	0	.275	
Feb 24	at McNeese	*1b	5	1	2	0	0	0	0	0	0	0	0	0	0	0	0	1	3	1	.289	
Feb 27	NICHOLLS	*1b	3	1	0	1	0	0	0	1	0	0	0	0	0	0	0	3	0	0	.271	
Feb 27	MEMPHIS	*1b	3	2	1	0	1	0	0	1	0	0	0	0	0	0	0	6	0	0	.280	
Feb 28	IOWA	*1b	3	0	1	1	0	0	0	0	0	0	0	0	0	0	0	2	0	1	.283	
Feb 28	MEMPHIS	*1b	3	0	0	0	0	0	0	1	0	0	0	0	0	0	1	5	0	0	.288	
Mar 06	at Tennessee	*1b	3	0	0	0	0	0	0	0	0	0	0	0	0	0	0	5	0	0	.254	
Mar 07	at Tennessee	*1b	3	0	0	0	0	0	0	0	0	0	0	0	0	0	2	7	0	0	.242	
Mar 08	at Tennessee	*1b	4	0	1	1	0	0	0	0	0	0	0	0	0	0	1	2	0	0	.242	
Mar 14	TEXAS A&M	*1b	2	0	1	1	0	0	0	1	0	0	0	0	0	0	1	4	0	0	.250	
Mar 15	TEXAS A&M	*1b	2	1	1	1	0	0	1	1	0	0	0	0	0	0	0	12	0	0	.257	
Mar 16	TEXAS A&M	*1b	4	0	1	0	0	0	0	0	0	0	0	0	0	0	0	3	0	1	.257	
Mar 20	at South Carolina	*1b	2	1	0	0	0	0	0	4	0	0	0	0	0	0	1	9	0	0	.250	
Mar 21	at South Carolina	*1b	4	0	0	0	0	0	0	0	0	0	0	0	0	0	0	9	0	0	.237	
Mar 22	at South Carolina	*1b	3	0	1	2	1	0	0	0	0	0	0	0	0	0	1	6	0	0	.241	
Totals		30gs	83	19	20	22	2	1	5	23	7	0	0	0	0	0	1	17	164	7	3	.241

On base pct. .406 • Slugging pct. .470

T. EDWARDS' CAREER STATS

Year	avg	gp-gs	ab	r	h	2b	3b	hr	rbi	tb	slg%	bb	hbp	so	gdp	ob%	sf	sh	sb-att	po	a	e	fld%
2024	.167	3-2	6	2	1	0	0	0	0	1	.167	3	0	2	0	.444	0	0	0-0	0	0	0	.000
2025	.383	58-58	162	52	62	14	0	18	73	130	.802	37	4	33	2	.495	5	0	7-8	346	8	5	.986
2026	.241	30-30	83	19	20	2	1	5	22	39	.470	23	0	17	1	.406	0	0	7-7	164	7	3	.983
TOTAL	.331	91-90	251	73	83	16	1	23	95	170	.677	63	4	52	3	.464	5	0	14-15	510	15	8	.985



CI'ELLA PICKETT

44

Utility • 5-8 • Freshman • R/R • HS • Mentone, Calif. (Cajon HS)

SINGLE-GAME SEASON HIGHS

Hits	2, #16 Texas A&M (03/16/26)
Doubles	1 at Nicholls (03/10/26) Memphis (02/28/26)
Triples	N/A
Home Runs	N/A
Total Bases	2, Three Times
RBIs	2, Memphis (02/28/26)
Runs Scored	1 at Nicholls (03/10/26) Memphis (02/28/26)
Walks	N/A
Hit By Pitch	1 at Nicholls (03/10/26)
Sacrifice Flies	N/A
Sac Hits	N/A
At Bats	3, Five Times
Stolen Bases	N/A
Putouts	10 at Nicholls (03/10/26)
Assists	1, Memphis (02/28/26) vs. UCF (02/14/26)

SINGLE-GAME CAREER HIGHS

Hits	2, #16 Texas A&M (03/16/26)
Doubles	1 at Nicholls (03/10/26) Memphis (02/28/26)
Triples	N/A
Home Runs	N/A
Total Bases	2, Three Times
RBIs	2, Memphis (02/28/26)
Runs Scored	1 at Nicholls (03/10/26) Memphis (02/28/26)
Walks	N/A
Hit By Pitch	1 at Nicholls (03/10/26)
Sacrifice Flies	N/A
Sac Hits	N/A
At Bats	3, Five Times
Stolen Bases	N/A
Putouts	10 at Nicholls (03/10/26)
Assists	1, Memphis (02/28/26) vs. UCF (02/14/26)

Complete bio

Freshman Season (2026)

- Recorded a season-high two hits against No. 16 Texas A&M (March 16)
- Had an RBI double, scored a run and had four putouts and an assist in first collegiate start (Feb. 28).
- Named the 2025 Citrus Belt League MVP and four-time Citrus Belt League First Team selection (Cajon HS).
- Played club with the Corona Angels organization and won the 2021 Alliance National Championship.

2026 SEASON GAME-BY-GAME

Date	Opponent	Pos	AB	R	H	RBI	2B	3B	HR	BB	SB	CS	HBP	SAC	SF	GDP	K	PO	A	E	Avg
Feb 08	ILLINOIS	1b	0	0	0	0	0	0	0	0	0	0	0	0	0	0	0	1	0	0	.000
Feb 14	vs UCF	ph/3	1	0	0	0	0	0	0	0	0	0	0	0	0	0	0	0	1	0	.000
Feb 15	vs UCLA	3b	0	0	0	0	0	0	0	0	0	0	0	0	0	0	0	0	0	1	.000
Feb 27	MEMPHIS	pr/dh	1	0	0	0	0	0	0	0	0	0	0	0	0	0	0	0	0	0	.000
Feb 28	MEMPHIS	*3b	3	1	2	1	0	0	0	0	0	0	0	0	0	0	0	4	1	0	.200
Mar 07	at Tennessee	ph	1	0	0	0	0	0	0	0	0	0	0	0	0	0	0	0	0	0	.167
Mar 08	at Tennessee	ph	1	0	0	0	0	0	0	0	0	0	0	0	0	0	0	0	0	0	.143
Mar 10	at Nicholls	*1b	3	1	1	1	1	0	0	0	0	0	1	0	0	0	0	10	0	0	.200
Mar 15	TEXAS A&M	*dh	3	0	1	0	0	0	0	0	0	0	0	0	0	0	0	0	0	0	.231
Mar 16	TEXAS A&M	*dh	3	0	2	1	0	0	0	0	0	0	0	0	0	0	1	0	0	0	.312
Mar 20	at South Carolina	*dh	3	0	1	0	0	0	0	0	0	0	0	0	0	0	1	0	0	0	.316
Totals		5gs	19	2	6	4	2	0	0	0	0	0	1	0	0	0	2	15	2	1	.316

On base pct. .350 • Slugging pct. .421

PICKETT'S CAREER STATS

Year	avg	gp-gs	ab	r	h	2b	3b	hr	rbi	tb	slg%	bb	hbp	so	gdp	ob%	sf	sh	sb-att	po	a	e	fld%
2026	.316	11-5	19	2	6	2	0	0	4	8	.421	0	1	2	0	.350	0	0	0-0	15	2	1	.944
TOTAL	.316	11-5	19	2	6	2	0	0	4	8	.421	0	1	2	0	.350	0	0	0-0	15	2	1	.944



KYLEE EDWARDS

67

Infield • 5-6 • Junior • R/R • TR • Waldron, Ind. (Mississippi State)

SINGLE-GAME SEASON HIGHS

Hits	3, Four Times
Doubles	1, Three Times
Triples	1 at #21/24 South Carolina (03/20/26) UL Lafayette (02/21/26)
Home Runs	1 at #21/24 South Carolina (03/20/26) Memphis (02/27/26)
Total Bases	8 at #21/24 South Carolina (03/20/26)
RBIs	4 at #21/24 South Carolina (03/20/26)
Runs Scored	2, Three Times
Walks	2, #16 Texas A&M (03/16/26)
Hit By Pitch	1, Iowa (02/28/26) Nicholls (02/27/26)
Sacrifice Flies	N/A
Sac Hits	1, #16 Texas A&M (03/15/26)
At Bats	6 at #21/24 South Carolina (03/20/26)
Stolen Bases	2, Illinois (02/08/26) NC State (02/06/26)
Putouts	4, Nevada (02/06/26)
Assists	6, Illinois (02/08/26)

SINGLE-GAME CAREER HIGHS

Hits	3, Four Times
Doubles	1, 20 Times*
Triples	1, Four Times*
Home Runs	1, 16 Times*
Total Bases	8 at #21/24 South Carolina (03/21/26)
RBIs	4, Four Times*
Runs Scored	2, Eight Times*
Walks	2, Eight Times*
Hit By Pitch	1, Nine Times*
Sacrifice Flies	1, Five Times*
Sac Hits	1, Four Times*
At Bats	6 at #21/24 South Carolina (03/20/26)
Stolen Bases	2, Three Times*
Putouts	4, Nevada (02/06/26)
Assists	7, #10 Florida (03/29/24)*

* Includes games played at Mississippi State

Complete bio

Junior Season (2026)

- Has logged a career-high three hits four times this season, including at South Carolina (March 20).
- Hit first home run as an LSU Tiger against Memphis (Feb. 27).
- Hit a walk-off triple against UL Lafayette (Feb. 21) and set a career-high three hits in that game.
- Was a 2025 NFCA South All-Region selection after starting all 58 games at shorstop for Mississippi St.
- Had a .945 fielding percentage with 87 assists, 69 putouts and nine errors in 2025.

2026 SEASON GAME-BY-GAME

Date	Opponent	Pos	AB	R	H	RBI	2B	3B	HR	BB	SB	CS	HBP	SAC	SF	GDP	K	PO	A	E	Avg	
Feb 05	NC STATE	*ss	3	1	0	0	0	0	0	0	0	0	0	0	0	0	0	1	0	0	.000	
Feb 06	NEVADA	*ss	3	1	1	0	1	0	0	0	0	0	0	0	0	0	4	2	0	0	.167	
Feb 06	NC STATE	*ss	4	0	2	1	0	0	0	2	0	0	0	0	0	0	0	4	0	0	.300	
Feb 07	NEVADA	*ss	3	0	0	0	0	0	0	0	0	0	0	0	0	0	1	1	0	0	.231	
Feb 08	ILLINOIS	*ss	2	1	0	0	0	0	0	1	2	0	0	0	0	0	0	0	6	0	.200	
Feb 08	LAMAR	*ss	3	0	0	0	0	0	0	0	0	0	0	0	0	0	1	1	2	0	.167	
Feb 12	vs Nebraska	*ss	3	0	0	0	0	0	0	0	0	0	0	0	0	0	0	1	0	1	.143	
Feb 12	vs Oklahoma St	*ss	2	1	0	0	0	0	0	1	0	0	0	0	0	0	0	2	4	1	.130	
Feb 13	vs Duke	*ss	3	1	1	0	0	0	0	0	0	0	0	0	0	0	0	3	2	1	.154	
Feb 14	vs UCF	*ss	2	0	1	0	0	0	0	0	0	0	0	0	0	0	0	0	1	2	.179	
Feb 15	vs UCLA	*ss	2	0	0	0	0	0	0	0	0	0	0	0	0	0	0	0	2	0	.167	
Feb 17	SOUTH ALABAMA	*ss	3	0	0	0	0	0	0	0	0	0	0	0	0	0	2	1	0	0	.152	
Feb 20	MICHIGAN ST	*ss	2	1	0	0	0	0	0	1	0	0	0	0	0	0	0	2	1	0	.143	
Feb 21	ULL	*ss	4	0	3	2	0	1	0	1	0	0	0	0	0	0	0	0	1	0	.205	
Feb 21	MICHIGAN ST	*ss	3	1	1	0	0	0	0	0	0	0	0	0	0	0	0	3	1	0	.214	
Feb 22	HOWARD	*ss	3	0	0	0	0	0	0	0	0	0	0	0	0	0	1	3	1	0	.200	
Feb 24	at McNeese	*ss	4	1	3	1	0	0	0	0	0	0	0	0	0	0	0	0	0	0	.245	
Feb 27	NICHOLLS	*ss	2	1	1	0	1	0	0	0	0	0	1	0	0	0	0	2	2	0	.255	
Feb 27	MEMPHIS	*ss	2	2	1	1	0	0	1	1	0	0	0	0	0	0	0	2	1	0	.264	
Feb 28	IOWA	*ss	2	0	0	0	0	0	0	0	0	1	0	0	0	0	0	2	1	0	.255	
Feb 28	MEMPHIS	*ss	2	1	0	0	0	0	0	1	1	0	0	0	0	0	0	2	2	0	.246	
Mar 06	at Tennessee	*ss	3	0	0	0	0	0	0	0	0	0	0	0	0	0	2	2	4	0	.233	
Mar 07	at Tennessee	*ss	3	0	0	0	0	0	0	0	0	0	0	0	0	0	0	0	2	0	.222	
Mar 08	at Tennessee	*ss	3	0	1	0	0	0	0	0	0	0	0	0	0	0	0	1	1	0	.227	
Mar 10	at Nicholls	*ss	4	2	3	2	0	0	0	0	0	0	0	0	0	0	0	1	4	0	.257	
Mar 14	TEXAS A&M	*ss	3	0	1	0	0	0	0	0	0	0	0	0	0	0	3	0	1	0	.260	
Mar 15	TEXAS A&M	*ss	2	0	0	0	0	0	0	0	0	0	0	1	0	0	0	1	3	0	.253	
Mar 16	TEXAS A&M	*ss	1	2	1	0	0	0	2	1	0	0	0	0	0	0	0	3	0	0	.263	
Mar 20	at South Carolina	*ss	6	1	3	4	0	1	1	0	0	0	0	0	0	0	0	1	2	0	.280	
Mar 21	at South Carolina	*ss	3	2	2	0	1	0	0	1	1	0	0	0	0	0	0	2	3	0	.294	
Mar 22	at South Carolina	*ss	2	0	0	0	0	0	0	1	0	0	0	0	0	0	1	1	1	0	.287	
Totals			31gs	87	19	25	11	3	2	2	10	7	0	2	1	0	0	5	45	58	5	.287

On base pct. .374 • Slugging pct. .437

K. EDWARDS' CAREER STATS (AT MISSISSIPPI STATE 2024-2025)

Year	avg	gp-gs	ab	r	h	2b	3b	hr	rbi	tb	slg%	bb	hbp	so	gdp	ob%	sf	sh	sb-att	po	a	e	fld%
2024	.269	54-53	134	25	36	8	2	5	23	63	.470	14	3	11	1	.344	3	1	4-6	43	98	12	.922
2025	.290	58-58	162	34	47	9	0	9	37	83	.512	24	4	13	1	.391	2	2	7-7	69	87	9	.945
TOTAL	.280	112-111	296	59	83	17	2	14	60	146	.493	38	7	24	2	.370	5	3	11-13	112	185	21	.934

K. EDWARDS' CAREER STATS (AT LSU)

Year	avg	gp-gs	ab	r	h	2b	3b	hr	rbi	tb	slg%	bb	hbp	so	gdp	ob%	sf	sh	sb-att	po	a	e	fld%
2026	.287	31-31	87	19	25	3	2	2	11	38	.437	10	2	5	0	.374	0	1	7-7	45	58	5	.954
TOTAL	.287	31-31	87	19	25	3	2	2	11	38	.437	10	2	5	0	.374	0	1	7-7	45	58	5	.954



AVERY HODGE

82

Infield • 5-6 • Senior • L/R • 1L • Richmond, Texas (Oklahoma)

SINGLE-GAME SEASON HIGHS

Hits	1, Eight Times
Doubles	1 at #1 Tennessee (03/08/26) Nevada (02/06/26)
Triples	N/A
Home Runs	1 at Nicholls (03/10/26)
Total Bases	4 at Nicholls (03/10/26)
RBIs	3 at Nicholls (03/10/26)
Runs Scored	2 at #1 Tennessee (03/08/26)
Walks	2, Illinois (02/08/26) NC State (02/06/26)
Hit By Pitch	1, #16 Texas A&M (03/16/26) South Alabama (02/17/26)
Sacrifice Flies	N/A
Sac Hits	1 at #21/24 South Carolina (03/22/26) Nevada (02/07/26)
At Bats	6 at #21/24 South Carolina (03/20/26)
Stolen Bases	1, Four Times
Putouts	3, Four Times
Assists	5 at #1 Tennessee (03/07/26)

Complete bio

Senior Season (2026)

- Hit her first home run of the season at Nicholls (March 10).
- Logged a career-high six assists against UConn (May 17, 2025).
- Hit first career home run, a two-run go-ahead shot at ULL (March 25, 2025).
- A two-time National Champion at Oklahoma.
- Played on the U.S. Women's National Team at the 2023 Japan All-Star Series.

2026 SEASON BATTING GAME-BY-GAME

Date	Opponent	Pos	AB	R	H	RBI	2B	3B	HR	BB	SB	CS	HBP	SAC	SF	GDP	K	PO	A	E	Avg	
Feb 05	NC STATE	*3b	2	1	0	0	0	0	0	1	0	0	0	0	0	0	1	1	0	0	.000	
Feb 06	NEVADA	*3b	2	1	1	0	1	0	0	1	1	0	0	0	0	0	1	3	0	0	.250	
Feb 06	NC STATE	*3b	2	0	0	0	0	0	0	2	0	0	0	0	0	0	2	0	0	0	.167	
Feb 07	NEVADA	*3b	1	1	0	0	0	0	0	0	0	0	1	0	0	0	2	0	0	0	.143	
Feb 08	ILLINOIS	*3b	0	1	0	0	0	0	0	2	1	0	0	0	0	0	3	2	0	0	.143	
Feb 12	vs Nebraska	*3b	3	0	0	0	0	0	0	0	0	0	0	0	0	0	1	2	1	1	.100	
Feb 13	vs Duke	*3b	3	0	1	0	0	0	0	0	0	0	0	0	0	0	1	0	3	0	.154	
Feb 14	vs UCF	*3b	1	0	0	0	0	0	0	0	0	0	0	0	0	0	0	1	2	1	.143	
Feb 15	vs UCLA	ss	0	0	0	0	0	0	0	0	0	0	0	0	0	0	1	1	0	0	.143	
Feb 17	SOUTH ALABAMA	*3b/d	1	1	0	0	0	0	0	0	0	0	1	0	0	0	1	3	0	0	.133	
Feb 22	HOWARD	*3b	2	0	0	0	0	0	0	0	0	0	0	0	0	0	0	1	0	0	.118	
Feb 24	at McNeese	pr/3b	1	0	0	0	0	0	0	0	0	0	0	0	0	0	0	0	0	0	.111	
Feb 27	MEMPHIS	*3b	3	1	1	0	0	0	0	0	0	0	0	0	0	0	2	3	0	0	.143	
Feb 28	IOWA	*3b	1	0	0	0	0	0	0	0	0	0	0	0	0	0	1	1	0	0	.136	
Feb 28	MEMPHIS	*3b	0	0	0	0	0	0	0	0	0	0	0	0	0	0	0	0	0	0	.136	
Mar 06	at Tennessee	*3b	2	0	1	0	0	0	0	0	0	0	0	0	0	0	1	0	0	0	.167	
Mar 07	at Tennessee	*3b	3	0	1	0	0	0	0	0	0	0	0	0	0	0	3	5	0	0	.185	
Mar 08	at Tennessee	*3b	2	2	1	0	1	0	0	1	0	0	0	0	0	0	3	1	1	0	.207	
Mar 10	at Nicholls	*3b	3	1	1	3	0	0	1	0	0	0	0	0	0	0	1	1	0	0	.219	
Mar 14	TEXAS A&M	*3b	2	0	0	1	0	0	0	1	0	0	0	0	0	0	2	2	0	0	.206	
Mar 15	TEXAS A&M	*3b	4	0	1	1	0	0	0	0	0	0	0	0	0	0	1	0	2	1	.211	
Mar 16	TEXAS A&M	*3b	2	1	0	1	0	0	0	1	1	1	1	0	0	0	1	3	0	0	.200	
Mar 20	at South Carolina	*3b	6	0	0	0	0	0	0	0	0	0	0	0	0	0	1	3	0	0	.174	
Mar 21	at South Carolina	*3b	2	1	0	0	0	0	0	1	1	0	0	0	0	0	1	3	0	0	.167	
Mar 22	at South Carolina	*3b	2	0	0	0	0	0	0	0	0	0	1	0	0	0	1	2	0	0	.160	
Totals			21gs	50	11	8	6	2	0	1	10	4	1	2	2	0	0	8	34	36	4	.180

On base pct. .323 • Slugging pct. .260

SINGLE-GAME CAREER HIGHS

Hits	3, at McNeese (04/01/25)
Doubles	1, 12 Times*
Triples	1, Three Times*
Home Runs	1 at Nicholls (03/10/26) at UL Lafayette (03/25/25)
Total Bases	4, Five Times
RBIs	5, Minnesota (03/08/25)
Runs Scored	3, South Alabama (03/07/25) Southern Miss (02/22/25)
Walks	3, Charlotte (02/07/25)
Hit By Pitch	1, Nine Times*
Sacrifice Flies	1, Six Times*
Sac Hits	1, Six Times*
At Bats	6 at #21/24 South Carolina (03/20/26)
Stolen Bases	2, Three Times*
Putouts	4, Three Times
Assists	6, vs. UConn (05/17/25)

* Includes games played at Oklahoma

HODGE'S CAREER STATS (AT OKLAHOMA 2023-2024)

Year	avg	gp-gs	ab	r	h	2b	3b	hr	rbi	tb	slg%	bb	hbp	so	gdp	ob%	sf	sh	sb-att	po	a	e	fld%
2023	.261	56-3	23	21	6	1	0	0	3	7	.304	2	0	1	0	.320	0	0	4-4	11	7	1	.947
2024	.284	63-25	74	28	21	5	1	0	9	28	.378	11	3	9	0	.389	2	1	4-5	44	68	6	.949
TOTAL	.278	119-28	97	49	27	6	1	0	12	35	.361	13	3	10	0	.374	2	1	8-9	55	75	7	.949

HODGE'S CAREER STATS (AT LSU)

Year	avg	gp-gs	ab	r	h	2b	3b	hr	rbi	tb	slg%	bb	hbp	so	gdp	ob%	sf	sh	sb-att	po	a	e	fld%
2025	.319	58-58	144	34	46	4	2	1	30	57	.396	20	4	18	1	.407	4	3	11-13	69	110	13	.932
2026	.160	25-21	50	11	8	2	0	1	6	13	.260	10	2	8	0	.323	0	2	4-5	34	36	4	.946
TOTAL	.278	83-79	194	45	54	6	2	2	36	70	.361	30	6	26	1	.385	4	5	15-18	103	146	17	.936

2026 TV/Radio Chart



00
Jayden Heavener
 Pitcher / Utility
 5-6 • So.-1L • L/L
 Pace, Fla.



1
Ally Hutchins
 Infield
 5-10 • Jr.-TR • R/R
 Paducah, Ky.



2
Maddox McKee
 Utility
 5-4 • Jr.-2L • L/R
 Montgomery, Texas



4
Gradie Appling
 Utility
 5-5 • Fr.-HS • R/R
 Juliette, Ga.



7
Jalia Lassiter
 Outfield
 5-7 • Sr.-1L • R/R
 Atmore, Ala.



8
Cali Deal
 Pitcher
 6-0 • Fr.-HS • R/L
 Quitman, La.



10
Rylie Johnson
 Outfield
 5-6 • Fr.-HS • L/L
 Spotsylvania, Va.



11
Lauryn Soeken
 Pitcher
 5-9 • Fr.-HS • R/R
 Katy, Texas



12
Maci Bergeron
 Catcher
 5-4 • Sr.-3L • R/R
 Rayne, La.



14
Ashlin Mowery
 Utility
 5-11 • Fr.-HS • R/R
 Lancaster, Ohio



15
Jady Laneaux
 Outfield
 5-10 • Jr.-2L • L/R
 Marietta, Ga.



17
Paytn Monticelli
 Pitcher
 6-2 • Sr.-TR • R/R
 Cedarburg, Wisc.



18
Tatum Clopton
 Pitcher
 5-10 • 5Y-Sr.-1L • L/R
 Lawrence, Kan.



20
Alix Franklin
 Utility
 5-7 • So.-1L • R/R
 St. Amant, La.




21
Cece Cellura
 Pitcher
 6-0 • Jr.-TR • R/R
 Glendale, Calif.



23
Sierra Daniel
 Utility
 5-4 • Jr.-2L • L/R
 Chandler, Ariz.



24
Char Lorenz
 Utility
 5-5 • RS-So.-TR • R/R
 Munster, Ind.



28
Jada Phillips
 Catcher / Utility
 5-4 • So.-1L • R/R
 Bradenton, Fla.



33
Destiny Harris
 Outfield
 5-4 • So.-1L • R/R
 Norfolk, Va.



42
Tori Edwards
 Utility
 5-11 • RS-So.-1L • R/R
 Flower Mound, Texas




44
Ci'ella Pickett
 Utility
 5-8 • Fr.-HS • R/R
 Mentone, Calif.




67
Kylee Edwards
 Infield
 5-6 • Jr.-TR • R/R
 Waldron, Ind.




82
Avery Hodge
 Infield
 5-5 • Sr.-1L • L/R
 Richmond, Texas




Beth Torina
 Head Coach
 15th Season




Bryce Neal
 Assistant Coach
 3rd Season



Sandra Moton
 Assistant Coach
 8th Season



Taylor Pleasants
 Assistant Coach
 1st Season



Zach Jermain
 Director of Player
 Performance &
 Analytics
 3rd Season