

#LSU

X @LSUsoftball

X @BethTorina

f /LSUsoftball

@LSUsoftball

LSU

2026 SOFTBALL

**SEC CHAMPIONS**  
 1999 · 2000 · 2001 · 2002 · 2004  
**SEC TOURNAMENT CHAMPIONS**  
 1999 · 2001 · 2002 · 2004 · 2007  
**WCWS APPEARANCES**  
 2001 · 2004 · 2012  
 2015 · 2016 · 2017

## 2026 SCHEDULE/RESULTS

Date	Opponent	TV/Stream	Time/Result
<b>FEBRUARY (17-4)</b>			
5	NC State!	SECN+	W, 11-3 (5)
6	Nevada!	SECN+	W, 6-2
6	NC State!	SECN+	W, 7-5
7	Nevada!	SECN+	W, 8-0 (6)
8	Illinois!	SECN+	W, 9-1 (5)
8	Lamar!	SECN+	W, 8-0 (5)
12	vs. #11/8 Nebraska\$	ESPN2	L, 6-0
12	vs. RV/23 Oklahoma State\$	ESPN2	W, 9-4
13	vs. #22/19 Duke\$	ESPN+	L, 5-3
14	vs. UCF\$	SECN	L, 5-1
15	vs. #6/7 UCLA\$	ESPN2	L, 8-0 (6)
17	South Alabama	SECN+	W, 10-2 (5)
20	Michigan State%	SECN+	W, 9-0 (5)
21	UL-Lafayette%	SECN+	W, 2-1 (10)
21	Michigan State%	SECN+	W, 5-4
22	Howard%	SECN+	W, 1-0
24	at McNeese		W, 9-3
27	Nicholls^	SECN+	W, 3-1
27	Memphis^	SECN+	W, 11-2 (5)
28	Iowa^	SECN+	W, 5-3
28	Memphis^	SECN+	W, 7-0

## MARCH (6-8)

6	at #1 Tennessee*	SECN+	L, 5-0
7	at #1 Tennessee*	SECN+	L, 11-6
8	at #1 Tennessee*	SECN	L, 8-5
10	at Nicholls	ESPN+	W, 12-2
14	#16 Texas A&M*	SECN+	L, 7-2
15	#16 Texas A&M*	SECN	L, 3-2
16	#16 Texas A&M*	SECN	W, 7-2
20	at #21/24 South Carolina*	SECN+	L, 6-5 (12)
21	at #21/24 South Carolina*	SECN+	W, 5-1
22	at #21/24 South Carolina*	SECN+	W, 2-1
24	Louisiana Tech	SECN+	W, 9-0 (5)
27	#5/3 Oklahoma*	SECN+	L, 3-2 (8)
28	#5/3 Oklahoma*	SECN	W, 3-1
29	#5/3 Oklahoma*	ESPN	L, 8-4

## APRIL (12-4)

2	at Missouri*	SECN+	W, 9-1 (6)
3	at Missouri*	SECN+	W, 16-4
4	at Missouri*	SECN	L, 1-0
7	Central Arkansas	SECN+	W, 9-1 (6)
10	#12/11 Arizona	SECN+	W, 4-1
11	#12/11 Arizona	SECN+	W, 3-1
12	#12/11 Arizona	ESPN	L, 4-2
14	at UL-Lafayette	ESPN+	W, 8-0 (5)
17	Ole Miss*	SECN+	W, 6-4
18	Ole Miss*	SECN+	W, 7-6
19	Ole Miss*	SECN+	W, 8-5
24	at #17/19 Mississippi St.*	SECN+	L, 5-3
25	at #17/19 Mississippi St.*	SECN+	L, 5-2
26	at #17/19 Mississippi St.*	SECN+	W, 5-3
28	McNeese	SECN+	W, 16-0 (5)
30	Auburn*	SECN+	W, 3-0

## MAY (2-0)

2	Auburn*	SECN+	W, 25-0 (5)
2	Auburn*	SECN	W, 7-2
6	vs. (9) Georgia ~	SECN	7 p.m.
15-17	NCAA Regionals		TBD
21-24	NCAA Super Regionals		TBD

## JUNE (0-0)

May 28-5	Women's College World Series		TBD
----------	------------------------------	--	-----

All times are central and subject to change. Home games are bolded and played at Tiger Park; ! - Tiger Classic [Baton Rouge, La.]; \$ - Clearwater Invitational [Clearwater, Fla.]; % - Purple & Gold Challenge [Baton Rouge, La.]; ^ - LSU Invitational [Baton Rouge, La.]; \* - SEC Contest; SECN - SEC Network; SECN+ - SEC Network+; ~ - SEC Tournament; - - NCAA Tournament

## No. 18 LSU (37-16) AT SEC TOURNAMENT

## BREAKDOWN

LSU

## No. 18 LSU

<b>2026 Record</b>	37-16, 13-11 SEC
<b>Head Coach</b>	Beth Torina
<b>LSU Record</b>	615-269 (15th Season)
<b>Overall Record</b>	744-379 (19th Season)



## SEC Tournament

<b>LSU Record</b>	48-28
<b>Under Torina</b>	12-13
<b>Loaction</b>	Lexington, Ky.
<b>Watch</b>	SEC Network/ESPN

## BREAKDOWN

## Notes Guide:

- Team Notes - pages 7-8
- Pitching Notes - pages 8-10
- Hitting Notes - pages 10-14
- Miscellaneous Notes - pages 14-15

LSU ranks No. 18 in both the ESPN/USA Softball Poll and the NFCA/GoRoute Division I Softball Poll.

LSU has a No. 11 RPI ranking and No. 8 strength of schedule in the country, including a No. 16 non-conference strength of schedule.

The Tigers have eight ranked wins (one against then-No. 23 Oklahoma State in the USA Softball Poll).

Head Coach Beth Torina enters her 15th season at the helm of LSU softball and has coached the Tigers to four Women's College World Series appearances.

Coach Torina is the program's all-time wins leader and won her 600th game at LSU in the 9-0 run-rule victory against Louisiana Tech (March 24). Torina claimed her 700th career victory as a head coach versus LA Tech on April 9, 2025. Torina averages 41 wins per season and has logged 40 or more wins in the last three consecutive seasons.

LSU had a 12-4 record in April and is 8-2 in its last 10 games.

The Tigers lead the SEC with 18 triples, ranks fourth in the league with 25 double plays, and fifth with 52 stolen bases.

The LSU pitching staff has a 2.68 ERA with 258 strikeouts and has 10 shutouts on the season, including a no-hitter at UL Lafayette (April 14).

LSU is batting .289 on the season behind 396 hits, including 53 home runs, and has drawn 252 walks, ranking No. 6 in DI Softball.

- The Tigers have outscored their opponents 170-69 in the first three innings and is 28-6 when scoring first.
- LSU is 48-28 in the SEC Tournament, claiming the most wins and finals appearances (11) than any team in the SEC.
- LSU is 47-28 against Georgia all-time, including a 5-3 mark when the teams face each other in the SEC Tournament.
- Pitcher Jayden Heavener is 12-7 in the circle with a 2.67 ERA and a team-high 104 strikeouts in 123.0 innings. Heavener has four shutouts, including a no-hitter, a save, and three double-digit strikeout games this season.
- Pitcher Cece Cellura has an 8-5 record with a 3.35 ERA and 45 strikeouts in 92.0 innings.
- Paytn Monticelli has been hot in the circle, with a 5-0 record in her last six appearances. She is 8-3 this season with a 2.44 ERA and 60 strikeouts over 66.0 frames.
- Jalia Lassiter, the final SEC Player of the Week for 2026, paces the team with a .361 batting average, 60 hits and 58 runs. She is on a 22-game reach streak and 12-game hitting streak.
- Kylee Edwards has a .350 batting average behind 55 hits, including 10 home runs. She became the first LSU Tiger to hit for the cycle on April 3.
- Sierra Daniel bats .342 and has 54 hits this season. She boasts a .983 fielding percentage and has turned 14 double plays this season.
- Alix Franklin is batting .295 with 43 hits, including five homers and six triples.
- Tori Edwards has increased her batting average to .291 on 41 hits and leads the team with 12 home runs, 43 RBI and 44 walks.

## 2026 QUICK FACTS

### SOFTBALL STAFF

Head Coach	Beth Torina
Alma Mater, Year	Florida, 2000
Record at LSU (Seasons)	615-269 (15)
Career Record (Seasons)	744-380 (19)
Year at LSU	15th Season
Year in Career	19th Season
Assistant Coach	Bryce Neal
Alma Mater, Year	University of Arkansas-Fort Smith, 2015
Year at LSU	3rd Season
Assistant Coach	Sandra Moton
Alma Mater, Year	LSU, 2016
Year at LSU	8th Season
Assistant Coach	Taylor Pleasants
Alma Mater, Year	LSU, 2022
Year at LSU	1st Season
Director of Player Performance & Analytics	Zach Jermain
Alma Mater, Year	LSU, 2024 (PhD)
Year at LSU	3rd Season
Video Coordinator	Matt Karin
Alma Mater, Year	Alabama, 2016
Year at LSU	10th Season
Director of Operations	Mary Wood
Alma Mater, Year	Eastern Illinois, 2005
Year at LSU	2nd Season

### TEAM INFORMATION

2025 Overall Record	42-16
2025 SEC Record (Finish)	12-12 (T-9th)
2025 SEC Tournament Finish	Quarterfinals
2025 Postseason	NCAA Regionals
2025 Final Ranking (NFCA/USA Softball)	19/19
Starters Returning/Lost	7/2
Pitchers Returning/Lost	2/3
Newcomers	11

### PROGRAM HISTORY

All-Time Record	1425-550-1 (.721)
AIW Record (1979-82)	67-60 (.515)
NCAA Record (1997-2026)	1359-491-1 (.734)
All-Time SEC Record	500-264-1 (.654)
SEC Western Division Titles	9
Seasons	1997-2002, 2004, 2007, 2013
SEC Regular Season Titles	5
Seasons	1999, 2000, 2001, 2002, 2004
All-Time SEC Tournament Record	48-28 (.631)
SEC Tournament Titles	5
Seasons	1999, 2001, 2002, 2004, 2007
NCAA Tournament Record	88-60 (.594)
NCAA Tournament Appearances	26
Seasons	1998-2004, 2006-2019, 2021-2025
Women's College World Series Appearances	6
Seasons	2001, 2004, 2012, 2015, 2016, 2017

### UNIVERSITY

Location	Baton Rouge, La.
Founded	1860
Enrollment	43,385
Nickname	Tigers or Fighting Tigers
Colors	Purple (PMS 268) & Gold (PMS 123)
Mascot	Mike (Bengal tiger)
Conference	Southeastern
President	Dr. Wade Rouse
NCAA Faculty Representative	Dr. Lori Martin



### ATHLETICS COMMUNICATIONS

LSU Assistant Communications Director Keonte' Herrera handles the media relations duties for the LSU softball team. Herrera can be reached on his cell phone at (254) 338-7609 or by e-mail at [kkh@lsu.edu](mailto:kkh@lsu.edu).

### WWW.LSUSPORTS.NET

Information about the Tiger softball team, including player bios, game recaps and notes packets are available online at the Official Website of LSU Athletics, [www.LSUsports.net](http://www.LSUsports.net).

Live statistics for all games will be carried on [LSUsports.net](http://LSUsports.net).

### TIGERS ON THE RADIO

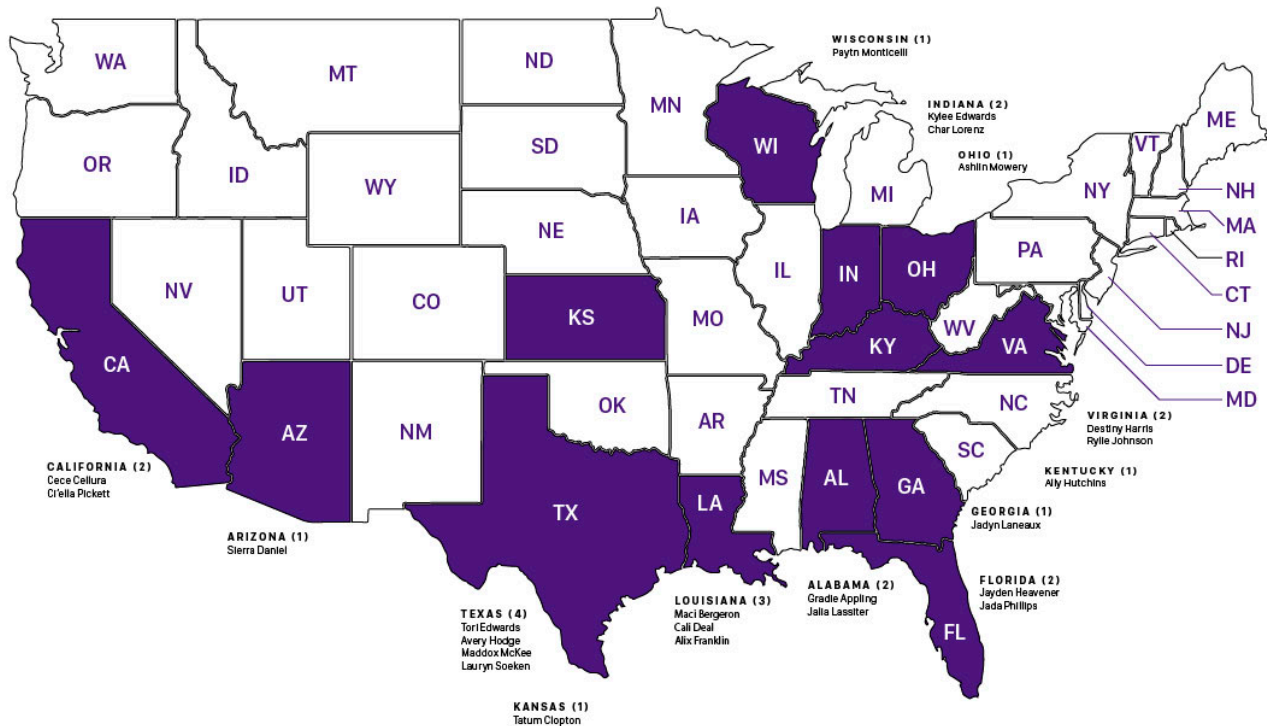
The LSU Sports Radio Network gives Tiger softball one of the most comprehensive audiences in all of collegiate softball. The broadcasts will be available in the Baton Rouge area on 107.3 FM in addition to streaming for free online at [LSUsports.net/live](http://LSUsports.net/live). Patrick Wright, the voice of Tiger softball, will provide the play-by-play action. The 30+ game broadcast schedule includes every SEC contest. A full broadcast schedule is available on [LSUsports.net](http://LSUsports.net).

# 2026 ROSTER

## NUMERICAL

NO.	NAME	POS.	H-T	B-T	CL.-EXP.-LETTERS	HOMETOWN (PREVIOUS SCHOOL)
00	Jayden Heavener	P/UTL	5-6	L/L	So.-1L	Pace, Fla. (Pace HS)
1	Ally Hutchins	INF	5-10	R/R	Jr.-TR	Paducah, Ky. (Kentucky)
2	Maddox McKee	UTL	5-4	L/R	Jr.-2L	Montgomery, Texas (Lake Creek HS)
4	Gradie Appling	UTL	5-5	R/R	Fr.-HS	Juliette, Ga. (Tattnall Square Academy)
7	Jalia Lassiter	OF	5-7	R/R	Sr.-1L	Atmore, Ala. (Ole Miss)
8	Cali Deal	P	6-0	R/L	Fr.-HS	Quitman, La. (Quitman HS)
10	Rylie Johnson	OF	5-6	L/L	Fr.-HS	Spotsylvania, Va. (Fredericksburg HS)
11	Lauryn Soeken	P	5-9	R/R	Fr.-HS	Katy, Texas (Katy HS)
12	Maci Bergeron	C	5-4	R/R	Sr.-3L	Rayne, La. (Notre Dame HS)
14	Ashlin Mowery	UTL	5-11	R/R	Fr.-HS	Lancaster, Ohio (Lancaster HS)
15	Jadyn Laneaux	OF	5-10	L/R	Jr.-2L	Marietta, Ga. (Pope HS)
17	Paytn Monticelli	P	6-2	R/R	Sr.-TR	Cedarburg, Wisc. (Oklahoma)
18	Tatum Clopton	P	5-10	L/R	Sr.-1L	Lawrence, Kan. (Oklahoma State)
20	Alix Franklin	UTL	5-7	R/R	So.-1L	St. Amant, La. (St. Amant HS)
21	Cece Cellura	P	6-0	R/R	Jr.-TR	Glendale, Calif. (San Diego State)
23	Sierra Daniel	UTL	5-4	L/R	Jr.-2L	Chandler, Ariz. (Seton Catholic Prep HS)
24	Char Lorenz	UTL	5-5	R/R	R-So.-TR	Munster, Ind. (Louisville)
28	Jada Phillips	C/UTL	5-4	R/R	So.-1L	Bradenton, Fla. (Braden River HS)
33	Destiny Harris	OF	5-4	R/R	So.-1L	Norfolk, Va. (Granby HS)
42	Tori Edwards	UTL	5-11	R/R	R-So.-1L	Flower Mound, Texas (Edward S. Marcus HS)
44	Ci'ella Pickett	UTL	5-8	R/R	Fr.-HS	Mentone, Calif. (Cajon HS)
67	Kylee Edwards	INF	5-6	R/R	Jr.-TR	Waldron, Ind. (Mississippi State)
82	Avery Hodge	INF	5-6	L/R	Sr.-1L	Richmond, Texas (Oklahoma)

## TIGERS BY STATE



## PRONUNCIATION GUIDE

00 - Jayden **Heavener** - Heeve-ner  
 2 - **Maddox** McKee - Maa-duhx  
 4 - **Gradie** Appling - Gray-dee  
 7 - **Jalia** Lassiter - Jay-luh Laah-sit-er  
 8 - **Cali** Deal - Cal-ee  
 11 - Lauryn **Soeken** - So-kin

12 - Maci **Bergeron** - Baa-zher-on  
 14 - Ashlin **Mowery** - Mau-ree (like cow)  
 15 - Jadyn **Laneaux** - Leh-no  
 17 - Paytn **Monticelli** - Mont-ih-sell-ee  
 21 - **Cece** Cellura - See See Suh-lure-uh  
 24 - **Char** Lorenz - Shar Luh-rinz

28 - **Jada** Phillips - Jade-uh  
 44 - **Ci'ella** Pickett - See-el-uh



# Beth Torina

Head Coach • 19th Season Overall • 15th Season at LSU • Career Record: 744-380

Beth Torina heads into her 15th season at the helm of the LSU softball program after she returned the Tigers to national prominence with two 50-win seasons, eight 40-win seasons and four trips to the Women's College World Series in 2012, 2015, 2016 and 2017.

Since taking the reins of the program prior to the 2012 season, Torina has led the Tigers to the pinnacle of the sport more than any other LSU head coach. Torina is the program's all-time wins leader with 578 victories entering the 2026 season and is the first skipper to lead the team to Oklahoma City in consecutive seasons in program history (2015-17). She is averaging 41 wins per season in Baton Rouge and had a streak of 123 consecutive weeks ranked in the Top 25 (2014-2022). Under Torina, the Tigers have played a Top 10 strength of schedule every year.

In the 2025 campaign, LSU earned the No. 10 overall seed in the NCAA Tournament, marking its 19th consecutive tournament appearance and 26th appearance overall. The Tigers boasted a 42-16 record for the program's third consecutive 40-win season and eighth over an 11-year span. LSU claimed 18 Top 25 victories, and Coach Torina won her 700th career game as a head coach with a 9-1 win over Louisiana Tech on April 9, 2025.

The 2025 offense finished with seven single season marks ranking in the top five of the program's record book, including a program record .438 on-base percentage. LSU's .332 batting average ranked No. 3, and the club's .484 slugging percentage sits at No. 5. In the circle, the Tigers recorded a 2.74 ERA with 322 strikeouts in 363.1 innings. LSU totaled 14 shutouts, including the program's sixth perfect game in the season opener

against Charlotte on Feb. 7, 2025. The pitching staff allowed 287 hits, marking the sixth-lowest total in a season.

LSU will return two NFCA All-Americans and All-SEC selections from the 2025 roster in catcher Maci Bergeron and utility player Tori Edwards. Edwards was named the 2025 SEC Freshman of the Year, becoming the third player in program history to be the league's top freshman, and first since 2013. In addition to Bergeron and Edwards, LSU returns three NFCA All-Region selections; infielder Sierra Daniel, pitcher Jayden Heavener, who threw the perfect game against Charolette, and outfielder Jalia Lassiter.

Torina earned her B.S. in health sciences and occupational therapy from Florida in 2000. During her playing career with the Gators, she was a member of the 1998 Southeastern Conference regular season championship team as the squad's top pitcher. In the classroom, Torina was a GTE Academic All-American and a finalist for the 2000 H. Boyd McWhorter SEC Scholar-Athlete of the Year.

Before joining the LSU program in June 2011, Torina took Florida International of the Sun Belt Conference to new heights. The two-time SBC Coach of the Year led the Golden Panthers to a 129-111 record in four seasons and directed FIU to its first NCAA Tournament victory in 2010.

Torina and her husband, Nick, were married in January 2010. The couple has three daughters: Taryn, Tatum, and Tenley. They currently reside in Baton Rouge.



### Celebrating Coach Torina's Milestone:

Beth Torina, All-Time Games Coached Leader for LSU Softball, celebrates with former head coaches Carol Smith and NFCA Hall of Famer Yvette Girouard.



**Career Record: 744-380**  
**Record at LSU: 615-269**  
**Record at FIU: 129-111**

**Head Coach – LSU**

Year	Record
2012	40-25
2013	42-16
2014	38-24
2015	52-14
2016	52-18
2017	48-22
2018	45-17
2019	43-19

Year	Record
2020	21-3
2021	35-22
2022	34-23
2023	42-17
2024	44-17
2025	42-16
2026	37-16

**Head Coach – FIU**

Year	Record
2011	31-27
2010	38-21
2009	31-29
2008	29-34

YEARS	SCHOOL	NOTES
2012-Present	LSU Head Coach	7x Regional Champion, 2012, 2015, 2016, 2017 Women's College World Series
2008-11	Florida International University Head Coach	2010 NCAA Regionals
2003-07	University of Houston Assistant Coach	Two NCAA Regionals, 2007 Conference USA Champions
2000-02	Stetson University Assistant Coach	2001 Atlantic Sun Regular Season Champions
1997-2000	University of Florida pitcher	1998 SEC Championship Team

**TORINA VS. OPPONENTS**

Opponent	LSU	FIU	Totals
Alabama	15-17	0-2	15-19
Alcorn State	1-0	0-0	1-0
Arizona	6-4	0-0	6-4
Arizona State	3-2	0-1	3-3
Arkansas	19-11	1-1	20-12
Austin Peay	1-0	0-0	1-0
Auburn	16-13	0-1	16-14
Ball State	1-0	0-1	1-1
Baylor	3-1	0-2	3-3
Belmont	2-0	0-0	2-0
Bethune-Cookman	2-0	3-0	5-0
Bradley	0-0	0-1	0-1
Boise State	2-0	0-0	2-0
Boston College	0-0	1-0	1-0
Boston University	1-0	1-1	2-1
Bucknell	2-0	0-0	2-0
Buffalo	1-0	0-0	1-0
BYU	5-0	0-0	5-0
Campbell	2-0	0-0	2-0
California	1-2	0-0	1-2
Cal Poly	1-0	0-0	1-0
Cal State Fullerton	2-2	0-1	2-3
Cal State Northridge	2-0	0-0	2-0
Central Arkansas	14-1	0-0	14-1
Central Connecticut State	3-0	0-0	3-0
Charlotte	2-0	0-0	2-0
Colorado State	1-0	0-0	1-0
Columbia	0-0	1-0	1-0
Connecticut	2-0	2-0	4-0
Creighton	0-0	0-1	0-1
DePaul	0-1	0-1	0-2
Drake	2-0	0-1	2-1
Duke	0-2	0-0	0-2
East Tennessee State	0-0	0-1	0-1
Eastern Illinois	1-0	2-0	3-0
Eastern Michigan	0-0	1-0	1-0
Fairfield	1-0	0-0	1-0
Florida	11-22	1-4	12-25
Florida A&M	2-0	0-0	2-0
Florida Atlantic	5-0	7-5	12-5
Florida Gulf Coast	0-0	7-3	7-3
Florida State	5-6	0-2	5-8
Fordham	1-0	0-2	1-2
Fresno State	1-0	0-0	1-0
George Washington	2-0	3-0	5-0
Georgetown	0-0	1-0	1-0
Georgia	18-10	0-1	18-11
Georgia Southern	4-0	0-0	4-0
Georgia Tech	2-0	2-0	4-0
Hampton	1-0	0-0	1-0
Harvard	0-1	1-2	1-3
Hofstra	3-1	0-0	3-1
Houston	3-0	0-0	3-0
Howard	1-0	0-0	1-0
Illinois	4-1	0-3	4-4
Illinois-Chicago	1-0	1-0	2-0
Illinois State	7-0	1-1	8-1
Indiana	0-1	2-0	2-1
Iowa	3-0	0-1	3-1
Iowa State	1-0	0-0	1-0
Jacksonville	0-0	1-0	1-0
Jackson State	2-0	0-0	2-0
James Madison	2-1	0-0	2-1
Kansas	2-0	0-0	2-0
Kentucky	15-16	0-1	15-17
Kent St.	1-0	0-0	1-0
Lamar	3-0	0-0	3-0
Liberty	5-1	0-0	5-1
Longwood	2-0	0-0	2-0
Long Beach State	2-0	1-0	3-0
Long Island	1-0	3-0	4-0
Louisiana-Lafayette	17-10	4-11	21-21
Louisiana-Monroe	10-0	10-4	20-4
Louisiana Tech	14-0	0-0	14-0
Louisville	1-1	0-1	1-2
Loyola Marymount	1-1	1-0	2-1
Massachusetts	1-0	0-2	1-2
McNeese State	23-2	0-0	23-2
Memphis	8-0	1-0	9-0
Michigan	4-4	0-0	4-4
Michigan State	2-0	2-1	4-1
Middle Tennessee	0-0	12-2	12-2
Minnesota	3-4	0-0	3-4
Mississippi State	21-9	0-0	21-9
Mississippi Valley State	2-0	0-0	2-0
Missouri	17-14	0-3	17-17
Monmouth	1-0	0-0	1-0
Murray State	1-0	0-0	1-0
Nebraska	2-1	0-0	2-1
Nevada	3-0	0-1	3-1
New Mexico	2-0	0-2	2-2
New Mexico State	1-0	0-0	1-0
Nicholls	16-0	0-0	16-0
Northwestern	5-0	0-0	5-0
Northwestern State	7-0	0-0	7-0
North Carolina	1-1	0-2	1-3
North Carolina State	8-0	1-0	9-0
North Dakota	2-0	0-0	2-0
North Dakota State	1-1	0-0	1-1
North Florida	1-0	4-0	5-0
North Texas	0-0	8-6	8-6
Notre Dame	3-1	0-0	3-1
Ohio	1-0	0-0	1-0
Ohio State	3-0	1-2	4-2
Oklahoma	3-9	0-0	3-9
Oklahoma State	10-3	0-0	10-3
Ole Miss	20-11	0-0	20-11
Omaha	1-0	0-0	1-0
Oregon	0-5	0-0	0-5
Oregon State	4-0	1-1	5-1
Pacific	2-1	0-0	2-1
Pittsburgh	2-0	0-3	2-3
Penn State	5-3	2-1	7-4
Purdue	4-0	0-0	4-0
Prairie View A&M	1-0	0-0	1-0
Providence	0-0	3-0	3-0
Quinnipiac	0-0	2-1	2-1
Radford	0-0	1-0	1-0
Robert Morris	0-0	1-0	1-0
Rutgers	0-0	0-1	0-1
Samford	3-0	0-0	3-0
Sam Houston State	2-0	0-0	2-0
San Diego State	3-1	0-0	3-1
San Jose State	2-0	0-1	2-1
Stanford	1-2	0-0	1-2
Stephen F. Austin	6-0	0-0	6-0
St. John's	0-0	0-1	0-1
St. Joseph's	0-0	0-1	0-1
South Alabama	13-2	6-7	19-9
South Carolina	22-9	0-0	22-9
South Florida	1-0	0-0	1-0
Southeast Missouri	1-0	0-0	1-0
Southeastern Louisiana	10-2	0-0	10-2
Southern Illinois	2-0	1-0	3-0
Southern Utah	1-0	0-0	1-0
SIU	1-0	0-0	1-0
Southern Miss	7-0	0-0	7-0
Stanford	2-3	0-0	2-3
Stetson	0-0	4-1	4-1
Syracuse	1-0	1-0	2-0
Temple	0-0	1-0	1-0
Tennessee	11-21	0-0	11-21
Tennessee State	1-0	0-0	1-0
Tennessee Tech	2-0	2-0	2-0
Texas	5-7	0-0	5-7
Texas-Arlington	2-0	1-1	3-1
Texas A&M-CC	2-0	1-0	3-0
Texas A&M	20-13	0-0	20-13
Texas State	1-0	0-0	1-0
Texas Southern	1-0	0-0	1-0
Texas Tech	6-1	0-0	6-1
Troy	5-1	6-7	11-8
Tulsa	3-1	0-0	3-1
UCF	1-1	2-2	3-3
UCLA	3-4	0-1	3-5
UC Santa Barbara	1-0	0-0	1-0
UNLV	1-0	0-0	1-0
USC Upstate	1-0	0-0	1-0
Utah	3-1	0-0	3-1
Utah State	1-0	0-0	1-0
Virginia	2-0	0-0	2-0
Virginia Tech	2-0	0-1	2-1
Washington	3-3	0-0	3-3
Weber State	1-0	0-0	1-0
Western Kentucky	1-0	7-5	8-5
Western Michigan	0-0	1-0	1-0
Wichita State	1-0	0-0	1-0
Wisconsin	0-0	0-1	0-1

# SEC Tournament History



## SEC TOURNAMENT

**Appearances:** 29 (1997-2026; No SEC Tournament in 2020 due to COVID-19)

**All-Time Record:** 48-28 (.631) • **Best Finish:** Champions (1999, 2001, 2002, 2004, 2007- Pictured above)

### 1997 • COLUMBUS, GA.

Game 1	May 9, 1997	Auburn 4, LSU 2
Game 2	May 10, 1997	LSU 4, Alabama 2
Game 3	May 10, 1997	Florida 4, LSU 3

### 1998 • COLUMBUS, GA.

Game 1	May 8, 1998	LSU 2, Arkansas 1
Game 2	May 9, 1998	Alabama 5, LSU 3 (10 Innings)
Game 3	May 9, 1998	LSU 8, Tennessee 1
Game 4	May 9, 1998	LSU 8, Alabama 4
Game 5	May 10, 1998	Alabama 8, LSU 1

### 1999 • COLUMBUS, GA. • CHAMPIONS

Game 1	May 13, 1999	LSU 8, Georgia 0 (6 Innings)
Game 2	May 14, 1999	LSU 10, Arkansas 0 (5 Innings)
Game 3	May 15, 1999	LSU 2, Mississippi State 0 (9 Innings)
Final	May 16, 1999	LSU 4, Arkansas 3 (10 Innings)

### 2000 • COLUMBUS, GA.

Game 1	May 11, 2000	LSU 8, Auburn 0 (5 Innings)
Game 2	May 12, 2000	LSU 2, Arkansas 0
Game 3	May 13, 2000	LSU 5, Alabama 2
Final	May 14, 2000	South Carolina 1, LSU 0 (8 Innings)

### 2001 • CHATTANOOGA, TENN. • CHAMPIONS

Game 1	May 10, 2001	LSU 6, Auburn 0
Game 2	May 11, 2001	LSU 2, Mississippi State 1
Game 3	May 12, 2001	LSU 4, Auburn 1
Final	May 13, 2001	LSU 1, South Carolina 0

### 2002 • CHATTANOOGA, TENN. • CHAMPIONS

Game 1	May 9, 2002	LSU 5, Florida 0
Game 2	May 10, 2002	LSU 2, Georgia 1
Game 3	May 11, 2002	LSU 6, Alabama 2
Final	May 12, 2002	LSU 1, Georgia 0

### 2003 • PLANT CITY, FLA.

Game 1	May 8, 2003	LSU 1, Tennessee 0 (9 Innings)
Game 2	May 9, 2003	Alabama 3, LSU 1
Game 3	May 10, 2003	LSU 5, South Carolina 1
Game 4	May 10, 2003	LSU 1, Florida 0
Game 5	May 11, 2003	LSU 3, Florida 1
Final	May 11, 2003	Alabama 3, LSU 1

### 2004 • TUSCALOOSA, ALA. • CHAMPIONS

Game 1	May 13, 2004	LSU 2, South Carolina 0
Game 2	May 14, 2004	LSU 2, Alabama 1
Game 3	May 15, 2004	Auburn 2, LSU 0
Game 4	May 16, 2004	LSU 1, Auburn 0
Final	May 16, 2004	LSU 4, Georgia 1

### 2005 • GAINESVILLE, FLA.

Game 1	May 12, 2005	Georgia 2, LSU 1
Game 2	May 13, 2005	LSU 9, Florida 1 (6 Innings)
Game 3	May 14, 2005	Auburn 4, LSU 3

### 2006 • ATHENS, GA.

Game 1	May 11, 2006	LSU 4, Auburn 1
Game 2	May 12, 2006	LSU 5, Georgia 0
Final	May 13, 2006	Tennessee 3, LSU 0

### 2007 • AUBURN, ALA. • CHAMPIONS

Game 1	May 10, 2007	LSU 2, South Carolina 1 (10 Innings)
Game 2	May 11, 2007	LSU 4, Alabama 1
Final	May 12, 2007	LSU 1, Florida 0 (9 Innings)

### 2008 • BATON ROUGE, LA.

Game 1	May 8, 2008	LSU 4, Auburn 0
Game 2	May 9, 2008	Alabama 7, LSU 4

### 2009 • KNOXVILLE, TENN.

Game 1	May 7, 2009	Tennessee 6, LSU 5
--------	-------------	--------------------

### 2010 • FAYETTEVILLE, ARK.

Game 1	May 13, 2010	LSU 2, Kentucky 1
Game 2	May 14, 2010	LSU 9, Florida 1
Final	May 15, 2010	Alabama 5, LSU 4

### 2011 • OXFORD, MISS.

Game 1	May 12, 2011	Georgia 9, LSU 0
--------	--------------	------------------

### 2012 • TUSCALOOSA, ALA.

Game 1	May 10, 2012	Florida 1, LSU 0
--------	--------------	------------------

### 2013 • LEXINGTON, KY.

Game 1	May 19, 2013	Georgia 7, LSU 0
--------	--------------	------------------

# SEC Tournament History



**ALIYAH ANDREWS**

## 2014 - COLUMBIA, S.C.

Game 1	May 8, 2014	LSU 6, Missouri 0
Game 2	May 9, 2014	Kentucky 4, LSU 3 (9 Innings)

## 2015 - BATON ROUGE, LA

Game 1	May 7, 2015	Tennessee 7, LSU 5
--------	-------------	--------------------

## 2016 - STARKVILLE, MISS.

Game 1	May 11, 2016	LSU 5, Texas A&M 4
Game 2	May 12, 2016	LSU 3, Kentucky 1
Game 3	May 13, 2016	LSU 3, Tennessee 1 (8 innings)
Final	May 14, 2016	Auburn 7, LSU 1

## 2017 - KNOXVILLE, TENN.

Game 1	May 10, 2017	LSU 6, Missouri 5
Game 2	May 11, 2017	LSU 6, Tennessee 2
Game 3	May 13, 2017	LSU 6, Auburn 0
Final	May 13, 2017	Ole Miss 5, LSU 1

## 2018 - COLUMBIA, MO.

Game 1	May 9, 2018	LSU 4, Ole Miss 1
Game 2	May 10, 2018	Tennessee 1, LSU 0

## 2019 - COLLEGE STATION, TEXAS

Game 1	May 9, 2019	Florida 3, LSU 0
--------	-------------	------------------

## 2021 - TUSCALOOSA, ALA.

Game 1	May 12, 2021	LSU 7, South Carolina 3
Game 2	May 13, 2021	Missouri 4, LSU 1

## 2022 - GAINESVILLE, FLA.

Game 1	May 11, 2022	Mississippi State 7, LSU 4 (9 innings)
--------	--------------	--

## 2023 - FAYETTEVILLE, ARK.

Game 1	May 10, 2023	Ole Miss 5, LSU 3 (10 innings)
--------	--------------	--------------------------------

## 2024 - AUBURN, ALA.

Game 1	May 8, 2024	LSU 3, Alabama 2 (14 innings)
Game 2	May 9, 2024	LSU 2, Tennessee 1
Game 3	May 10, 2024	Missouri 2, LSU 1 (8 innings)

## 2025 - ATHENS, GA.

Game 1	May 7, 2025	LSU 5, Mississippi State 0
Game 2	May 8, 2025	Oklahoma 4, LSU 1

## SEC TOURNAMENT WINS

TEAM	WINS (TOURNAMENT TITLES)
<b>LSU</b>	<b>48 (5)</b>
Alabama	47 (6)
Florida	40 (6)
Tennessee	34 (3)
South Carolina	26 (2)
Georgia	23 (1)
Auburn	22 (2)
Arkansas	16 (1)
Mississippi State	15 (0)
Missouri	11 (0)
Ole Miss	11 (1)
Kentucky	7 (0)
Texas A&M	4 (1)
Oklahoma	2 (1)
Texas	1 (0)

## SEC TOURNAMENT SHUTOUTS: (19)

PITCHER(S)	OPPONENT	DATE
Britni Sneed	vs. Georgia (6 IP)	05/13/99
Ashley Lewis and Julie Stashko	vs. Arkansas (5 IP)	05/14/99
Britni Sneed and Ashley Lewis	vs. Mississippi State (9 IP)	05/15/99
Britni Sneed	vs. Auburn (5 IP)	05/11/00
Ashley Lewis	vs. Arkansas	05/12/00
Britni Sneed and Sarah Meadors	vs. Auburn	05/10/01
Britni Sneed	vs. South Carolina	05/13/02
Britni Sneed and Kristin Schmidt	vs. Florida	05/09/02
Britni Sneed	vs. Georgia	05/12/02
Kristin Schmidt	vs. Tennessee (9 IP)	05/08/03
Kristin Schmidt	vs. Florida	05/10/03
Kristin Schmidt	vs. South Carolina	05/13/04
Kristin Schmidt	vs. Auburn	05/16/04
Emily Turner	at Georgia	05/12/06
Emily Turner and Dani Hofer	vs. Florida (9 IP)	05/12/07
Cody Trahan	Auburn	05/08/08
Ashley Czechner	vs. Missouri	05/08/14
Allie Walljasper and Carley Hoover	vs. Auburn	05/13/17
Jayden Heavener	vs. Mississippi State	05/07/25

## TOTAL SHUTOUTS

PITCHER	SHUTOUTS (COMPLETE GAME/SHARED)
Britni Sneed	7 (4/3)
Kristin Schmidt	5 (4/1)
Ashley Lewis	3 (1/2)
Emily Turner	2 (1/1)
Ashley Czechner	1 (1/0)
Jayden Heavener	1 (1/0)
Dani Hofer	1 (0/1)
Carley Hoover	1 (0/1)
Sarah Meadors	1 (0/1)
Julie Stashko	1 (0/1)
Cody Trahan	1 (1/0)
Allie Walljasper	1 (0/1)

# SEC Tournament History

## BATTING · INDIVIDUAL

### AT-BATS

7	Ciara Briggs	Alabama	05/08/24
6	Sierra Daniel	Alabama	05/08/24
	Raeleen Gutierrez	Alabama	05/08/24
	Ali Newland	Alabama	05/08/24
	Karli Petty	Alabama	05/08/24
	McKenzie Redoutey	Alabama	05/08/24

### RUNS SCORED

3	Ashley Langoni	Florida	05/14/10
3	Jodi Otten	Tennessee	05/09/98

### HITS

4	Jodi Otten	Tennessee	05/09/98
---	------------	-----------	----------

### DOUBLES

2	Bailey Landry	Tennessee	05/11/17
2	Rachel Mitchell	South Carolina	05/10/07

### TRIPLES

2	Dee Douglas	Georgia	05/13/99
---	-------------	---------	----------

### HOME RUNS

1	34 times, most recently by...		
1	Morgan Smith	Mississippi St.	05/11/22
1	Michaela Schlattman	Ole Miss	05/09/18
1	Sahvanna Jaquish	Missouri	05/10/17

### RUNS BATTED IN

4	Michaela Schlattman	Ole Miss	05/09/18
4	Sahvanna Jaquish	Missouri	05/10/17
4	Stephanie Hill	Florida	05/13/05
4	Stephanie Hill	Georgia	05/16/04
4	Trena Peel	Arkansas	05/14/99

### WALKS

3	Taylor Pleasants	Alabama	05/08/24
3	Bianka Bell	Texas A&M	05/11/16

### HIT-BY-PITCHES

2	3 times, most recently by...		
2	Anissa Young	Alabama	05/15/10

### STOLEN BASES

2	Stephanie Hastings	Auburn	05/11/00
2	Dee Douglas	Auburn	05/11/00

## BATTING · TEAM

### AT-BATS

51	Alabama	05/08/24
----	---------	----------

### RUNS SCORED

10	Arkansas	05/14/99
----	----------	----------

### HITS

13	Auburn	05/11/00
----	--------	----------

### DOUBLES

4	4 times, most recently vs...		
4	South Carolina	05/10/07	

### TRIPLES

2	Georgia	05/10/02
2	Georgia	05/13/99

### HOME RUNS

2	Missouri	05/10/17
2	Tennessee	05/13/16
2	Florida	05/14/10
2	Alabama	05/09/98
2	Florida	05/10/97

### RUNS BATTED IN

8	Auburn	05/11/00
8	Tennessee	05/09/98

### WALKS

8	Tennessee	05/07/15
8	Auburn	05/08/08
7	Mississippi St.	05/11/22

### HIT-BY-PITCHES

4	Alabama	05/09/08
---	---------	----------

### STOLEN BASES

4	Auburn	05/11/00
---	--------	----------

## PITCHING · INDIVIDUAL

### INNINGS PITCHED

14.0	Sydney Berzon	Alabama	05/08/24
10.0	Dani Hofer	South Carolina	05/10/07
10.0	Ashley Lewis	Arkansas	05/16/99
10.0	Brandi Landry	Alabama	05/09/98

### STRIKEOUTS

14	Kristin Schmidt	South Carolina	05/13/04
14	Britni Sneed	Georgia	05/12/02

### FEWEST RUNS ALLOWED [MIN 7 IP]

0	11 times, most recently by...		
0	Jayden Heavener	Mississippi St.	05/07/25

### FEWEST ER ALLOWED [MIN 7 IP]

0	14 times, most recently by...		
0	Jayden Heavener	Mississippi St.	05/07/25

### MOST RUNS ALLOWED

6	Brittany Mack	Georgia	05/12/11
6	Cody Trahan	Tennessee	05/07/09

### MOST EARNED RUNS ALLOWED

6	Brittany Mack	Georgia	05/12/11
---	---------------	---------	----------

### FEWEST HITS ALLOWED [MIN 7 IP]

1	Jayden Heavener	Mississippi St.	05/07/25
1	Kristin Schmidt	Florida	05/10/03

### MOST HITS ALLOWED

12	Brandi Landry	Alabama	05/09/98
----	---------------	---------	----------

## PITCHING · TEAM

### INNINGS PITCHED

14.0	Alabama	05/08/24
10.0	South Carolina	05/10/07
10.0	Arkansas	05/16/99
10.0	Alabama	05/09/98

### STRIKEOUTS

14	Florida	05/12/07
14	South Carolina	5/13/04
14	Georgia	05/12/02

### FEWEST RUNS ALLOWED

0	19 times, most recently by...	
0	Mississippi St.	05/07/25
0	Auburn	05/13/17
0	Missouri	05/08/14
0	Auburn	05/08/08

### MOST EARNED RUNS ALLOWED

8	Alabama	5/10/98
---	---------	---------

### FEWEST HITS ALLOWED [MIN 7 IP]

1	Mississippi St.	05/07/25
1	Florida	05/10/03

### MOST HITS ALLOWED

12	Mississippi State	05/11/22
12	Ole Miss	05/13/17
12	Alabama	05/10/98
12	Alabama	05/09/98

## FIELDING · INDIVIDUAL

### PUTOUTS

24	Raeleen Gutierrez	Alabama	05/08/24
----	-------------------	---------	----------

### ASSISTS

9	Taylor Pleasants	Alabama	05/08/24
8	Tara Asbill	South Carolina	05/14/00

### ERRORS

2	7 times, most recently by...		
2	Bianka Bell	Kentucky	05/09/14

## FIELDING · TEAM

### PUTOUTS

42	Alabama	05/08/24
----	---------	----------

### ASSISTS

25	Alabama	05/08/24
----	---------	----------

### ERRORS

4	Tennessee	05/07/09
4	South Carolina	05/14/00
4	Auburn	05/09/97

### DOUBLE PLAYS

3	South Carolina	05/10/03
---	----------------	----------

## TIGERS IN THE POLLS

### NFCA/GoRoute Coaches Poll (5/5/26)

Rank	Team (1st Votes)	Record	Points	Prev.
1	Oklahoma (18)	48-7	753	1
2	Nebraska (11)	43-6	742	3
3	Texas Tech (1)	50-5	720	2
4	Alabama (1)	47-6	695	4
5	Tennessee	42-9	598	8
6	UCLA	45-7	595	5
7	Florida	47-9	569	6
8	Florida State	46-8	556	9
9	Arkansas	41-10	548	10
10	Texas	39-10	521	7
11	Oregon	40-11	491	11
12	Duke	38-13	425	12
13	Virginia Tech	44-9	398	13
14	Stanford	36-12	352	15
15	Texas A&M	36-16	338	14
16	Oklahoma State	37-13	306	16
17	Georgia	36-17	288	17
<b>18</b>	<b>LSU</b>	<b>37-16</b>	<b>248</b>	<b>20</b>
19	Mississippi State	37-17	184	18
20	Arizona	35-15	178	19
21	Grand Canyon	48-7	146	21
22	UCF	43-11	132	22
23	Virginia	38-15-1	91	23
24	Arizona State	38-16	87	25
25	Louisville	37-12	70	24

**Receiving Votes:** Belmont (11), Clemson (11), Omaha (11), South Carolina (7), Southeastern Louisiana (2), Kansas (1), Ole Miss (1).

### ESPN.com/USA Softball Poll (5/5/26)

Rank	Team (1st Votes)	Conference	Record	Points	Prev.
1	Oklahoma (18)	SEC (20-4)	48-7	618	1
2	Nebraska (6)	Big Ten (23-1)	43-6	595	2
3	Alabama (1)	SEC (19-5)	47-6	574	3
4	Texas Tech	Big 12 (21-3)	50-5	541	4
5	Arkansas	SEC (15-9)	41-10	517	7
6	Texas	SEC (16-8)	39-10	503	5
7	Tennessee	SEC (16-8)	42-9	464	9
8	UCLA	Big Ten (20-4)	45-7	429	6
9	Florida	SEC (17-7)	47-9	408	8
10	Florida State	ACC (21-3)	46-8	395	10
11	Oregon	Big Ten (20-4)	40-11	367	15
12	Duke	ACC (20-4)	38-13	359	11
T13	Texas A&M	SEC (15-7)	36-16	331	12
T13	Georgia	SEC (12-12)	36-17	331	14
15	Oklahoma State	Big 12 (16-8)	37-14	293	13
16	Virginia Tech	ACC (18-6)	44-9	228	17
17	Stanford	ACC (18-6)	36-12	221	18
<b>18</b>	<b>LSU</b>	<b>SEC (13-11)</b>	<b>37-16</b>	<b>214</b>	<b>19</b>
19	Mississippi State	SEC (9-15)	37-17	186	16
20	Arizona	Big 12 (16-8)	35-15	130	20
21	Clemson	ACC (13-11)	32-19	109	22
22	UCF	Big 12 (14-9-1)	38-15-1	92	23
23	South Carolina	SEC (7-17)	30-25	83	21
24	Louisville	ACC (18-6)	43-11	54	24
T25	Arizona State	Big 12 (11-13)	38-16	16	RV
T25	Grand Canyon	Mountain West (21-4)	48-7	16	RV

**Receiving Votes:** Belmont (11), Washington (11), Virginia (10), Saint Mary's (9), Jacksonville State (4), Ole Miss (3), Indiana (2), Kansas (2)

### D1Softball Top 25 Poll (5/5/26)

Rank	Team	Record	Last Week	Prev.
1	Oklahoma	48-7	2-1	1
2	Nebraska	43-6	3-0	2
3	Alabama	47-6	3-1	4
4	Texas Tech	49-5	2-1	3
5	Arkansas	41-10	2-1	8
6	Texas	39-10	1-2	5
7	Tennessee	42-9	3-1	7
8	Florida State	46-8	3-1	10
9	Florida	47-9	2-2	9
10	Oregon	40-11	2-1	14
11	UCLA	45-7	1-2	6
12	Georgia	36-17	2-1	13
13	Duke	38-13	0-0	11
14	Oklahoma State	37-13	3-1	12
15	Virginia Tech	44-9	3-0	17
16	Texas A&M	36-16	1-2	15
<b>17</b>	<b>LSU</b>	<b>37-16</b>	<b>4-0</b>	<b>20</b>
18	Mississippi State	37-17	1-2	16
19	Stanford	36-12	2-0	19
20	Arizona	35-15	1-2	18
21	UCF	38-15-1	2-1	21
22	Clemson	32-19	0-0	22
23	Arizona State	38-16	3-0	NR
24	Louisville	43-11	2-1	25
25	South Carolina	30-25	1-3	23

**Also receiving votes:** Grand Canyon, Belmont, Virginia, Washington, Ole Miss, Boston, Indiana, South Florida

### Softball America Poll (5/4/26)

Rank	Team	Record	Last Week	Prev.
1	Oklahoma	48-7	2-1	1
2	Nebraska	43-6	3-0	2
3	Texas Tech	50-5	3-1	4
4	Alabama	47-6	3-1	3
5	Arkansas	41-10	2-1	7
6	Tennessee	42-9	3-1	11
7	Florida State	46-8	3-1	8
8	Texas	39-10	1-2	6
9	Oregon	40-11	2-1	13
10	UCLA	45-7	1-2	5
11	Duke	38-13	0-0	10
12	Florida	47-9	2-2	9
13	Oklahoma State	37-14	3-1	12
14	Georgia	36-17	2-1	15
15	Stanford	36-12	2-0	16
16	Texas A&M	36-16	1-2	14
<b>17</b>	<b>LSU</b>	<b>37-16</b>	<b>4-0</b>	<b>19</b>
18	Virginia Tech	44-9	3-0	17
19	Mississippi State	37-17	1-2	18
20	Louisville	43-11	2-1	22
21	UCF	38-15-1	2-1	23
22	Clemson	32-19	0-0	24
23	South Carolina	30-25	1-3	21
24	Arizona	35-16	1-2	20
25	Indiana	41-13	4-0	NR

## LSU's RECORD WHEN....

WIN-LOSS SUMMARY	OVERALL
<b>Overall</b>	37-16
<b>Non-Conference</b>	24-5
<b>SEC</b>	13-11
<b>SEC Tournament</b>	0-0
<b>NCAA Tournament</b>	0-0
<b>Home</b>	28-5
<b>Away</b>	8-7
<b>Neutral</b>	1-4
<b>*vs. Top 10</b>	1-6
<b>*vs. Top 25</b>	7-14
<b>Louisiana Teams</b>	7-0
<b>Day Games</b>	17-10
<b>Night Games</b>	20-6
<b>February</b>	17-4
<b>March</b>	6-8
<b>April</b>	12-4
<b>May</b>	2-0
<b>June</b>	0-0
<b>Sunday</b>	6-5
<b>Monday</b>	1-0
<b>Tuesday</b>	7-0
<b>Wednesday</b>	0-0
<b>Thursday</b>	4-1
<b>Friday</b>	8-5
<b>Saturday</b>	11-5
<b>RHP Starter</b>	33-11
<b>LHP Starter</b>	4-5
<b>Shutouts</b>	10-4
<b>Run-rule Games</b>	13-1
<b>Extra-inning Games</b>	1-2
<b>One-run Games</b>	5-4
<b>Two-run Games</b>	7-3
<b>Five-run + Games</b>	20-5
<b>Scored 0-2 Runs</b>	3-10
<b>Scored 3-5 Runs</b>	9-5
<b>Scored 6-9 Runs</b>	18-1
<b>Scored 10 + Runs</b>	7-0
<b>Opp. Scored 0-2 Runs</b>	26-1
<b>Opp. Scored 3-5 Runs</b>	10-8
<b>Opp. Scored 6-9 Runs</b>	1-6
<b>Opp. Scored 10 + Runs</b>	0-1
<b>Scored in 1st Inning</b>	21-4
<b>Opp. Scored in 1st Inning</b>	8-7
<b>Scored First</b>	28-6
<b>Opp. Scored First</b>	9-10
<b>Leading after 5 Innings</b>	20-2
<b>Trailing after 5 Innings</b>	3-13
<b>Tied after 5 Innings</b>	4-1
<b>Leading after 6 Innings</b>	22-1
<b>Trailing after 6 Innings</b>	1-12
<b>Tied after 6 Innings</b>	1-2
<b>Out-hit Opp.</b>	30-1
<b>Out-hit by Opp.</b>	5-14
<b>Hits are Tied</b>	2-1

\* Rankings based on NFCA Poll

## NEWS AND NOTES

### Rooted in Tigers

LSU softball's theme for the 2026 season is Rooted in Tigers. Rooted in Tigers represents the foundation, resilience, and legacy of LSU softball. Like the oaks that define LSU's campus, this program is built on deep roots planted by generations before. This team embraces the responsibility to grow those roots through daily work, unity, and resilience—weathering every storm together. Honoring the past while building the future, LSU softball is strong as oak and rooted in Tigers.

### LSU SEC Tournament History

LSU enters the 2026 SEC Tournament as the No. 8 seed. The Tigers are 48-28 in the conference tournament, marking the most wins of any team in the history of the tournament.

LSU has won the SEC Tournament Championship five times (1999, 2001, 2002, 2004, 2007) and has made the tournament final a league record 11 times. The Tigers last finals appearance was in 2017.

### The Series

LSU will face No. 9 seed Georgia in the second round, and with a win, it will take on top-seeded Oklahoma in the quarterfinals, a rematch of the 2025 SEC Tournament quarter finals.

LSU leads Georgia in the all-time series 47-28, holds a 6-3 advantage in neutral site games, and has a 5-3 edge in SEC Tournament games. The Tigers have won 17 of the last 21 games in the series, however, UGA has won the last two meetings in the SEC Tournament. The last conference tournament matchup between the two clubs was in 2013 at John Cropp Stadium.

The Tigers trail the Sooners in the all-time series 9-14, including OU's 2-1 series win over LSU earlier this season. OU defeated LSU last season in the quarterfinal round, 4-1.

### Tigers in the Polls

LSU ranks No. 18 in both the ESPN.com/USA Softball Top 25 Poll and the NFCA/GoRoute Division I Top 25 Poll. The Tigers also rank No. 17 in both the D1Softball Poll and Softball America Poll.

### SEC - Softball Elite Conference

The SEC has 11 teams in the USA Softball poll, including three in the top five and six in the top 10. The NFCA poll has 10 teams in its top 25 poll, three in the top five, and six in the top 10. Both polls have Oklahoma as the top-ranked team.

In 2025, 14 of the SEC's 15 member schools reached the 2025 NCAA Tournament. Seven were seeded in the top eight, and nine were among the top 16 national seeds.

The 2024 season saw members of the then 13 member league reach the NCAA Tournament, marking the fourth time the league had a 100 percent rate in league history. The other three times came in 2017-2019.

### Strength of Schedule

The Tigers have played a Top 10 strength of schedule every year under Coach Torina. LSU currently has the No. 8 toughest schedule in the country and is ranked No. 11 in the RPI. The Tigers also have a No. 16 non-conference strength of schedule and is 8-2 in its last 10 games.

### LSU Strength of Schedule Rankings

2025 - No. 8  
 2024 - No. 4  
 2023 - No. 5  
 2022 - No. 3  
 2021 - No. 2  
 2020 - N/A (Covid-19)  
 2019 - No. 7  
 2018 - No. 10  
 2017 - No. 5  
 2016 - No. 9  
 2015 - No. 3  
 2014 - No. 2  
 2013 - No. 6  
 2012 - No. 7

### Last Time Out

LSU closed its season with its second consecutive SEC series sweep at home, outscoring Auburn 35-2, including a historic 25-0 victory in game two. LSU's 25 runs on 24 hits was the most in program history against an SEC program, and the second-most all-time (at LA Tech, 2016; 30 runs on 27 hits).

In the series, LSU batted .472 on 42 hits, and had 30 RBI. The pitching staff logged a 0.74 ERA, two shutouts, 21 strikeouts and six walks in 19.0 innings.

### Getting it Done with the Longball

Over the last 22 games, LSU has homered in 16 of them, totaling 29 home runs in that span. Also in that stretch, LSU has 10 multi-home run games, including a season-high four against Missouri (April 3).

Sixteen of LSU's 53 home runs this season have been go-ahead or game-tying home runs.

## NEWS AND NOTES

### Leading the Way

LSU leads the SEC with 18 triples (No. 12 in the NCAA), a mark that is currently tied at No. 8 in the program's single-season record book. Alix Franklin remains at the top spot of the league and ranks No. 16 in the nation with six triples, and Sierra Daniel and Kylee Edwards are behind her with four each.

The Tigers' had five triples in the first six games, tying for the most through the first six games of a season (1999).

### Walk That Walk

The Tigers have continued to show great plate discipline, drawing 252 walks, which ranks third in the SEC and No. 6 in Division I Softball.

LSU has drawn a season-high 11 walks four times this season, and has done it twice against SEC opponents (Missouri and Ole Miss).

### A Problem on the Base Pads

LSU set the tone for the season with a perfect 19-of-19 in stolen bases during its opening weekend. The Tigers are now 52-of-59 in stolen bases this season.

Against Illinois (Feb. 8), The Tigers stole nine bases, tying the program's second most stolen bases in a game. Kylee Edwards, Tori Edwards and Alix Franklin each had two steals in the contest. It was the most stolen bases since LSU had 10 against Nicholls on Feb. 16, 2008.

### Don't Forget the Defense

The Tigers' have a .975 fielding percentage (No. 18 in the country) and has turned 25 double plays, which is the fourth most in the SEC.

LSU turned three double plays against Mississippi State on April 26, tying a program's single-game record for a sixth time.

This season LSU's fielding percentage sits at No. 3 in the program's single-season record book, and their double plays rank No. 5 in the program's single-season record book.

### Single-Season Record Watch

The 2026 team has inserted themselves in a few spots in the single-season record book, both offensively and defensively. The list and their current rankings are below:

Category	Stat	Rank
Fewest Errors	35	1st
Fielding Percentage	.975	T-3rd
On-Base Percentage	.413	4th
Walks	252	4th
Double Plays Turned	25	5th
Slugging Percentage	.481	6th
Triples	18	T-8th

### Tiger Trends

LSU has outscored its opponents by 101 runs (170-69) in the first three innings, highlighted by +37 and +38 margins in the second and third innings, respectively. LSU also outscored its opponents 55-23 in the fourth. The Tigers are 28-6 when scoring first, 25-1 when scoring six or more runs, and 26-1 when keeping its opponents to 0-2 runs scored this season.

### Building Momentum

After starting SEC play 0-5, LSU fought its way back to a 13-11 SEC record, going 13-6 down the stretch. LSU won four of its last six SEC series.

LSU enters the 2026 SEC Tournament on an overall five-game winning streak

### It's A Marathon

LSU's first game against South Carolina (March 20) lasted four hours and five minutes. It was the fifth game under Head Coach Beth Torina that the Tigers played in a game four hours or longer. LSU is 4-1 in four-hour games in Torina's tenure.

### On the Contrary...

LSU defeated LA Tech on Tuesday night at Tiger Park in one hour and 22 minutes. It was the 40th game in program history that had a duration of 1:22 or less. LSU is 39-1 in those games, and 31-0 in those contests that were played at Tiger Park.

Last season, LSU played a game at Tiger Park that lasted 1:16. It was a 6-0 seven-inning victory against Central Arkansas (Feb. 8).

The shortest game in program history for LSU was at Tiger Park against Grambling State on Feb. 15, 2006. LSU won 11-0 in five innings in one hour and two minutes (1:02).

### The Coaching Staff

Head Coach Beth Torina enters her 15th season at the helm of LSU softball and is the program's all-time leader in wins. The next longest tenured coach on staff is former LSU standout player and Assistant Coach Sandra [Simmons] Moton, who is in her eighth season overall, including her stint as a volunteer coach from 2019-23. Moton oversees outfielders and base running, and will coach at third base on offense.

Assistant Coach Bryce Neal enters his third season leading LSU's hitting game, and Taylor Pleasants joins the coaching staff as an assistant coach. Pleasants will coach the infielders and first base on offense.

Zach Jermain, the Director of Player Performance and Analytics is in his second year with the program in this role. Jermain earned his PhD in mathematics from LSU in 2024, specializing in material science and plasmonic metamaterials.

### A Living Legend

Coach Torina has a 615-269 record at LSU and is 744-380 overall in her 19 seasons as a head coach.

Torina claimed her 600th victory at LSU in the 9-0 decision against Louisiana Tech on March 24, 2026. She is now one of three coaches in head-to-head team sports, to achieve 600 wins at LSU. Torina is the only active coach at LSU with 600 wins.

Torina won her 700th career game as a head coach in a 9-1 run-rule victory against Louisiana Tech on April 9, 2025.

Torina won her 527th game at LSU to become the program's all-time leader in wins in the 1-0 shutout at No. 4 Tennessee on April 20, 2024. She surpassed LSU Hall of Fame Coach Yvette Girouard (2001-2011) who has 526 wins in 11 seasons.

### LSU Coaches

### Record

Skip Bertman (Baseball)	870-330-3
DD Breaux (Gymnastics)	868-467-7*
Paul Mainieri (Baseball)	641-285-3
<b>Beth Torina (Softball)</b>	<b>615-269</b>
Harry Rabenhorst (2 sports)	569-505-7
Men's Basketball	340-264
Baseball	229-241-7
Yvette Girouard (Softball)	526-171-1

\* Gymnastics not considered a head-to-head team sport.

\*\* Sports such as golf, cross country and track & field were not listed.

### Four WCWS Trips Under Torina

The LSU softball program has advanced to the Women's College World Series (WCWS) four times under Torina. LSU and UCLA were the only programs that advanced to Oklahoma City during three-consecutive seasons during 2015-2017. LSU last appeared in the WCWS in 2017.

### Torina's All-American Aces

Coach Torina has developed five All-American pitchers during her time in the Bayou.

Rachel Fico	2012, 2013
Allie Walljasper	2015, 2017, 2018
Carley Hoover	2015, 2018
Shelbi Sunseri	2019
Sydney Berzon	2023, 2024

### The LSU 2026 Pitching Staff

The LSU Tigers 2026 pitching staff will take a pitching by committee approach. All six of the pitchers that have made an appearance for LSU has a winning record.

The staff is made up by returners in Tatum Clopton and Jayden Heavener, two transfers in Cece Cellura and Paytn Monticelli, and then a pair of freshmen in Cali Deal and Lauryn Soeken. Utility player Ashlin Mowery has a background in pitching as well.

### Taking Over as Ace

Jayden Heavener is 12-7 on the season with a staff-best 104 strikeouts in 123.0 innings. She has a 2.67 ERA, four complete game shutouts, including a no-hitter at UL Lafayette (April 14), and 14 complete games this season, which ranks No. 2 in the SEC.

The southpaw has three double-digit strikeout games this season, including a season-high 11 strikeouts twice. One of those 11 strikeout games serves as a career-high against an SEC opponent (Missouri).

Heavener recorded her 25th career win in the historic 25-0 victory over Auburn (May 2). She is one save shy of entering the all-time list at No. 9 in career saves.

## SEC STANDINGS

TEAM	CONF	CONF %	OVERALL	OVERALL %	STRK
Oklahoma	20-4	.833	48-7	.873	W2
Alabama	19-5	.792	47-6	.887	W3
Florida	17-7	.708	47-9	.839	L2
Texas	16-8	.667	39-10	.796	W1
Tennessee	16-8	.667	42-9	.824	L1
Texas A&M	16-8	.667	36-16	.692	L2
Arkansas	15-9	.625	41-10	.804	L1
LSU	13-11	.542	37-16	.698	W5
Georgia	12-12	.500	36-17	.679	W2
Mississippi St.	9-15	.375	37-17	.685	L2
Missouri	9-15	.375	28-28	.500	W1
South Carolina	7-17	.292	30-25	.545	L3
Ole Miss	6-18	.250	32-23	.582	W2
Auburn	4-20	.167	25-27	.481	L3
Kentucky	1-23	.042	26-28	.481	L3

## INDIVIDUAL CAREER RECORD WATCH

### FIELDING PERCENTAGE

#	Player (Chances)	Years
<b>.995</b>	<b>Maci Bergeron (1,040 chances)</b>	<b>2023-Present</b>
.9923	Kristen Hobbs (647 chances)	2004-2007
.9917	Killian Roessner (1,678 chances)	2005-2008
.9911	Jennie Reeves (1,239 chances)	2000-2003
.9908	Leigh Ann Danos (759 chances)	2002-2004
.9897	Raeleen Gutierrez (1,166 chances)	2020-2024
.9885	Kelsi Kloss (1,046 chances)	2013-2016
.9885	Jennifer Schuelke (1,300 chances)	1998-2001
.9884	Shaunte' Fremin (1,726 chances)	1997-2000
.9881	Anissa Young (1,007 chances)	2009-2011

### PUTOUTS

1,616	Shaunte' Fremin	1997-2000
1,512	Killian Roessner	2005-2008
1,301	Sandra Simmons	2013-2016
1,193	Jennifer Schuelke	1998-2001
1,152	Amanda Doyle	2017-2021
1,125	Jennie Reeves	2000-2003
1,112	Raeleen Gutierrez	2020-2024
1,012	Morgan Russell	2009-2012
<b>1,008</b>	<b>Maci Bergeron</b>	<b>2023-Present</b>
1,003	Stephanie Hill	2003-2006

### WALKS

165	Sahvanna Jaquish	2014-2017
141	Bianka Bell	2013-2016
130	Georgia Clark	2019-2023
122	Rachel Mitchell	2007-2010
121	Danieca Coffey	2021-2025
119	Taylor Pleasants	2020-2024
116	A.J. Andrews	2012-2015
115	Shelbi Sunseri	2018-2022
115	Julie Wiese	2001-2004
110	Ashley Langoni	2009-2012

<b>95</b>	<b>Maci Bergeron</b>	<b>2023-Present</b>
-----------	----------------------	---------------------

## NEWS AND NOTES

### Another No-No for 00

Heavener threw her second career no-hitter in the 8-0 victory at UL Lafayette on April 14, 2026. She fired off just 68 pitches and faced 17 batters, logging two strikeouts and allowing two walks in the program's 48th no-hitter.

Heavener's first no-hitter came in her collegiate debut last season, which was actually a perfect game.

She becomes the first LSU Tiger to throw a no-hitter in consecutive seasons since Shelby Wickersham did it in 2019 and 2020, and the sixth overall to achieve such feat. It was also the first true road no-hitter since Emily Turner did it in 2007 at Arkansas (April 21, 2007).

Player	Years
<b>Jayden Heavener</b>	<b>2025, 2026</b>
Shelby Wickersham	2019, 2020
Carley Hoover	2016, 2017, 2018
Tiffany Garcia	2006, 2007
Dani Hofer	2006, 2007
Britni Sneed	2000, 2001, 2002

### A Perfect Start

Heavener began her college career by throwing the program's sixth perfect game in the 2025 season opener against Charlotte (Feb. 7, 2025). She had 13 strikeouts in 6.0 innings of work. Heavener is the third pitcher under Coach Torina to throw a perfect game, the second to throw a complete game as a freshman, and the first in program history to throw a perfect game in their collegiate debut.

### LSU's List of Perfect Games

Heavener's perfect game in 2025 was the first since 2020. Below is a list of the perfect games thrown at LSU:

#### 1. Jayden Heavener\*

Charlotte (6 IP) Feb. 7, 2025

#### 2. Maribeth Gorsuch

Belmont (7 IP) Feb. 22, 2020

#### 3. Sydney Smith\*

Tennessee Tech (5 IP) March 4, 2016

#### 4. Rachele Fico

Southeastern La. (5 IP) Feb. 16, 2011

#### 5. Tiffany Garcia

Grambling St. (5 IP) Feb. 16, 2006

#### 6. Britni Sneed/Sarah Meadors\*

Tennessee (5 IP) March 18, 2001

#### \* Freshman Season

### HEAVE HO!

Heavener looks to build off a solid freshman season that placed her on the 2025 NFCA Gulf All-Region Second Team.

In 21 starts and 25 appearances, Heavener was 13-5 in the circle and had a 2.75 ERA behind 152 strikeouts in 119.2 innings pitched. She tossed 11 complete games and five shutouts, including a perfect game.

Heavener allowed 68 hits, setting a program record for fewest hits allowed in a season, and her .164 opposing batting average is the seventh-lowest average allowed in the club's single season record book.

### An LSU Lefty?

Heavener is in rare air as she is the first left-handed pitcher with considerable innings pitched for LSU since Julie Stashko (1997-2000). Stashko had a 29-6 career record with a 1.68 ERA in 274.1 innings pitched. The Tigers will add another lefty to the fold this season in freshman pitcher Cali Deal.

Two other players in program history logged a few innings as a left-handed pitcher, but were utility players who played more in the field rather than pitched.

Two-time All-American outfielder Kirsten Shortridge (2009-2010) made 23 appearances in the circle and was 8-5 with 64 strikeouts in 81.1 innings pitched. Leslie Barron spent one season with LSU in 2002, and mostly played at first base. She threw 2.0 innings in two appearances and never was the pitcher of record.

**21 Savage**

Pitcher Cece Cellura is 8-5 this season and has pitched the second-most innings at 92.0. She has 45 strikeouts and a 3.35 ERA this season. Cellura has allowed 16 walks this season, which is the least of any SEC pitcher with a minimum of 90.0 innings pitched.

Cellura had a stretch of 36.2 innings (seven appearances), where she had a 6:1 strikeout to walk ratio with 18 punchouts and three walks (March 15-April 12). She also pitched 7.0 innings in five of those seven games.

**Cellura Settles In**

Cellura logged her seventh complete game of the season in the regular season finale against Auburn (May 2), where she struck out a season-high seven batters.

At Missouri (April 3) she had two strikeouts and allowed four runs on five hits with two walks over 7.0 frames in the series clincher.

Against South Carolina, Cellura had two strikeouts and allowed only one run on eight hits. Against A&M, she fanned six batters and allowed three runs on three hits. In the opener versus Oklahoma, Cellura had three strikeouts and gave up three runs on 10 hits, but no walks in any of those games.

Cellura pitched a career-high 8.0 innings in the 10-inning classic against UL Lafayette (Feb. 21). In that game, Cellura struck out three batters and gave up five hits and one unearned run.

**The Legend of Cellura**

Cellura, the most experienced arm in the bullpen in terms of innings pitched, is a two-time Mountain West Conference Tournament Champion at San Diego State and came to LSU with a 27-14 career record in the circle with a 2.48 ERA and 139 strikeouts in 262.0 innings.

Cellura, a 2025 All-Mountain West First Team selection who led SDSU to the NCAA Tournament last season, posted a 19-9 record, a 2.28 ERA and 94 strikeouts in 153.2 innings pitched. She threw four shutouts, led the Mountain West with a 4.70 strikeout-to-walk ratio, and ranked No. 3 in NCAA Division I softball with 0.91 walks per seven innings.

**Stuntin' Like Her Daddy**

Cece's father Mike, played professional men's slow pitch softball and was inducted into the United States Specialty Sports Association's Hall of Fame in 1988.

He is a two-time World Champion and was named to the All-World Team six times. A true slugger, he hit over 1,000 home runs in tournament play and batted over .600 at the World Series seven different times.

**Monticelli for the Win**

Pitcher Paytn Monticelli has been on fire, picking up five consecutive wins in six appearances with four of them coming in relief. She is 8-3 this season with a 2.44 ERA and 60 strikeouts in 66.0 innings.

Monticelli is coming off her first complete game shutout as an LSU Tiger, and second in her career, in the 3-0 win in the series opener against Auburn (April 30). She had a season-best nine strikeouts in the game.

In her last five appearances as the pitcher of record, Monticelli has a 0.33 ERA with 16 strikeouts, and has held opposing batters to a .171 average. She has allowed only one earned run and five walks over 21.0 innings pitched.

**Monticelli Earns SEC Pitcher of the Week**

Paytn Monticelli stole the show in the Ole Miss series, picking up all three wins on the weekend in relief, and named the SEC Pitcher of the Week (April 21). Monticelli had a 0.00 ERA with four strikeouts, and allowed four hits and two walks in 7.0 innings. Monticelli held the Rebels to a .174 batting average.

Monticelli is LSU's first SEC Pitcher of the Week since Maribeth Gorsuch in 2020.

**Other Notable Monticelli Appearances**

Monticelli pitched a solid 5.1 innings with four strikeouts and gave up two runs on three hits in the series finale loss against Arizona (April 12).

Monticelli had a dominant midweek performance against Louisiana Tech (March 24), where the first seven outs of the game were strikeouts. In 3.0 innings, she allowed one hit and one walk in her second combined shutout of the season.

Monticelli's first combined shutout was against Memphis (Feb. 28), where she struck out a season-high nine batters and held the opposing offense to a .100 clip over 6.0 inings.

The senior earned her first win in the circle as a Tiger in a complete game against Nevada (Feb. 6). Monticelli struck out five batters and gave up eight hits, two runs and two walks. It was her 10th career win in the circle.

**Lady Whistledown in Louisiana**

Dearest gentle readers,

It would seem that Paytn Monticelli has arrived in Baton Rouge with both reputation and results firmly in tow. Born in Lakenheath, England, this globally seasoned right-hander has long carried an air of distinction about her game. A two-time Wisconsin Gatorade Player of the Year, Monticelli first announced herself at Wisconsin before polishing her craft under the brightest of spotlights at Oklahoma, where she played a hand in the Sooners' 2024 Women's College World Series championship.

Her international ties proved no mere novelty, as she claimed a bronze medal with Great Britain at the 2025 European Championships. In that tournament, she was nothing short of ruthless in the circle—posting a pristine 0.00 ERA, striking out 33 over 16.1 innings, and holding opposing batters to a paltry .073 average. One suspects this Tiger's presence will not go unnoticed... or unanswered.

**Clopton Clamp**

Tatum Clopton, who is 7-1 in the circle, has a 2.53 ERA, has held opposing batters to a .224 average and has 32 strikeouts. Clopton has combined for two shutouts this season and has one save.

Clopton registered a season-high seven strikeouts in 4.1 innings against Central Arkansas, where she allowed one run on three hits. Clopton shined in the series finale against Texas A&M (March 16) where she tallied six strikeouts and picked up the win in her first complete game of the season.

Clopton had a phenomenal start to the 2026 season. Clopton's first appearance came in relief trailing 5-0 to NC State (Feb. 6) before dealing six strikeouts, and giving up one hit and no runs over 4.2 innings in what was LSU's walkoff victory. She then started in the weekend finale against Lamar (Feb. 8), where she retired 12 of the 13 batters she faced with three strikeouts, one hit, no runs and no walks in 4.0 innings.

**The Comeback**

Clopton returned to the circle in 2025 for the first time since 2022 at Oklahoma State due to injuries. Clopton finished the season with a 7-2 record and 3.14 ERA with 45 strikeouts in 58.0 innings pitched.

Clopton started in eight games, appeared in 15, and threw three complete games and one shutout. Clopton held opposing batters to a .186 average, and allowed 39 hits. Clopton threw a career-high 10 strikeouts in 7.0 innings against UT Arlington (Feb. 14, 2025).

The fifth-year senior is 15-3 all-time in the circle with a 2.79 ERA behind 83 strikeouts in 108.0 innings pitched.

**One Thousand and Fifty-Seven Days**

Clopton was sidelined for the 2023 and 2024 seasons, approximately 1,057 days, due to a shoulder injury. She was part of two WCWS teams at Oklahoma State before transferring to LSU after the 2023 season. In her return, Clopton earned a win against Charlotte (Feb. 8, 2025), where she combined for a shutout, throwing four strikeouts and gave up only one hit and one walk in her LSU debut.

As a freshman in 2022, Clopton was 1-0 in the circle with two appearances. She had eight strikeouts and joined in on one shutout. She logged five strikeouts and no earned runs on two hits in her lone career start, capturing her first win against Cal Baptist (Feb. 12, 2022).

Clopton is a two-time Kansas Gatorade Player of the Year.

**The Newbies**

The freshmen hurlers are Cali Deal (Quitman, La.), Lauryn Soeken (Katy, Texas) and potentially, utility player Ashlin Mowery (Lancaster, Ohio).

Deal is a three-time Louisiana Sports Writers Association First Team selection, and a finalist for the 2024 Louisiana Gatorade Player of the Year.

Soeken was selected to the 19-6A All-District First team and won the USSSA State Gold Glove Award, and Mowery is a four-time Ohio Capital Conference First Team selection and was named the 2025 Central District Division I Player of the Year.

**The Real Deal**

Deal has made seven appearances this season, where she is 1-0 with a 1.66 ERA, part of two combined shutouts, and has 10 strikeouts in 12.2 innings.

In her first career start, Cali Deal picked up a win, after striking out three and surrendered one run, two hits and one walk in 4.0 innings at Nicholls (March 10).

She made her first SEC appearance against Texas A&M (March 14), where she struck out two batters in 3.0 innings in relief.

Deal slammed the door in the run-rule victory over Memphis (Feb. 27). Deal struck out the first two batters she faced, marking her first two collegiate strikeouts.

Deal entered the circle during opening weekend in relief for the final inning against Illinois on Feb. 8. Deal surrendered two hits and one unearned run against the Fighting Illini.

## NEWS AND NOTES

### Money Mowery

Mowery earned her first decision after striking out four and allowed one hit, one walk and no runs in 5.1 innings against Howard in her first career start (Feb. 22).

Mowery made her debut against Lamar on Feb. 8, where she retired three of the four batters she faced, capped by her first collegiate strikeout.

Overall this season, Mowery is 1-0, has a 0.60 ERA, combined for five shutouts and has seven strikeouts in 11.2 innings.

### Maestro Neal

Bryce Neal, the conductor of this LSU offense, put together an explosive unit in 2025 behind a philosophy based off efficiency, quality plate decision-making within at-bats, and sustained pressure. Power was not the foundation of the unit, which had just 42 home runs, yet still ranked in the top five in the program's single-season record book, including a program record .438 on-base percentage, a .332 batting average that ranked No. 3, and a .484 slugging percentage that sits at No. 5. The Tigers 398 runs ranked No. 6 in the SEC and had 359 RBI, both of which ranks No. 3 in the program's record book.

### Keep Building

It has been an up-and-down season offensively in 2026, but the offense will look to continue to build on its efficiency from a year ago, but also add more power.

We have seen glimpses of that power with a season-best six home runs against Missouri (April 2-4) and five home runs in the SEC series at Tennessee (March 6-8) and against Oklahoma (March 27-29).

### Hits All Around!

LSU has tallied 396 hits this season on a .289 batting average and have reached double-digit hits 12 times this season, including a 24-hit outburst against Auburn (May 2), which is the Tigers fifth 20-plus hit game in program history.

### LassitHER

Jalia Lassiter is the club leader with a .361 batting average, 60 hits, 58 runs, and is on a team-best 22-game reached base streak, including a 12-game hitting streak. Lassiter also leads the team with 23 extra-base hits, including 13 doubles, eight homers and two triples.

Lassiter has the clutch gene, recording a team-high .512 batting average and 21 hits with runners in scoring position.

### Lassiter Named SEC Player of the Week

Lassiter has finally got the attention of some talking heads after being named the SEC Player of the Week for the first time in her career on May 4. During the week, Lassiter led the team with nine hits over four games, where she batted .600 and had a 1.000 slugging percentage behind three doubles and a homer. She scored six runs, had seven RBI, and defensively, robbed a two-run homer against Auburn that came in at No. 7 in SportsCenter's Top 10 Plays.

### Lucky No. 7

Lassiter is the seventh player in program history to record multiple seasons with 60 hits and 50 runs. The complete list is below:

Player	Years
<b>Jalia Lassiter</b>	<b>2025, 2026</b>
Bailey Landry	2015, 2016, 2017
Bianka Bell	2015, 2016
Leslie Klein	2004, 2006
Stephanie Hastings	2000, 2001
Dee Douglas	1999, 2000
Tara Asbill	1998, 2000

### Lassiter's Lists of Blasts

Lassiter's most recent homer was a two-run shot that capped an eight-run second inning against McNeese (April 28).

Lassiter capped the 16-4 route at Missouri (April 3) with a two-run homer, a game in which she matched a career-high three runs.

The senior's fifth home run of the season against Oklahoma (March 27) was her 15th of her career.

Her fourth homer this year came against LA Tech (March 24), where she went 2-for-3 at the plate for her eighth multi-hit game of the season.

Two of Lassiter's home runs came in the SEC opening series at No. 1 Tennessee.

During opening weekend, Lassiter smacked a two-run home run to walk-off NC State (Feb. 6) after overcoming a 5-0 deficit.

### Home Run Walk-Off History

Lassiter's walk-off home run was the program's first since Karli Petty did it on April 10, 2024 versus Southeastern Louisiana.

Lassiter was the first walk-off in regulation since Taylor Pleasants launched one against Utah on Feb. 17, 2023.

### The Active Career Lists

Lassiter is all over the active career lists in Division I Softball.

Entering the tournament, Lassiter ranks No. 15 with 181 career runs, No. 26 with 12 career triples, No. 34 with 230 career hits, and No. 44 with 98 walks.

### Outfield U Continues with 7 at the Center

Lassiter became a three-time NFCA All-Region selection after batting .330 with 61 hits, including 15 doubles, one triple and three homers, highlighted by one grand slam in her first season with the Tigers. She also scored 51 runs and had 41 RBI.

Lassiter locked down the centerfield position in all 58 games last season, turning in a perfect fielding percentage with 57 putouts and two assists.

### Six Seven

Kylee Edwards enters the tournament with a .350 batting average on 55 hits, and paces the team with a .631 slugging percentage. She has scored 39 runs and has 35 RBI.

Against SEC opponents, K. Edwards leads the team with a .408 average, 31 hits, eight home runs, 23 RBI and 62 total bases.

### Showing Out in the SEC

In league games only, K. Edwards ranks in the top 10 of the SEC in several offensive categories:

Category	Stat	Rank
Hit-By-Pitch	6	1st
Batting Average	.408	T-2nd
Total Bases	62	T-2nd
Triples	2	T-2nd
Strikeouts (Fewest)	6	T-3rd
On-Base Pct.	.500	4th
OPS	1.316	4th
Home Runs	8	T-4th
Hits	31	T-4th
Slugging Pct.	.816	5th
RBI	23	6th

### K. Edwards Goes Yard

Pitchers have been dreading seeing 67 in the batter's box, and eventually see the 6-7 trend at home plate. K. Edwards homered in four of six games from March 24-April 3, including twice in game two against Oklahoma (March 29). The streak went back further to five home runs in eight games, and six in 11 contests, ending on April 3. Over the 11-game stretch, K. Edwards had seven total homers.

K. Edwards leads the team with five game-tying or go-ahead home runs, including her last three home runs, and has 10 total this season.

### Making History

K. Edwards became the first LSU Tiger to hit for the cycle in game two against Missouri (April 3).

In her career-high four-hit game, K. Edwards started with a home run in the third inning, a single in the fifth, a double in the sixth and a triple in the seventh.

K. Edwards is one of two SEC players to hit for the cycle this season, but the only to do so against another SEC team. She recorded the SEC's fifth cycle all-time, and just the second in a conference game.

### All-Time Cycles by SEC Softball Players

Player (School)	Opponent	Date
Kylee Edwards (LSU)	Missouri	April 3, 2026
Karissa Hamilton (UK)	No. Illinois	Feb. 20, 2026
Tonya Callahan (TENN)	Hofstra	Feb. 16, 2008
Holly Currie (AUB)	Arkansas	March 12, 2005
Angie Del Pozzo (UK)	Akron	March 9, 2001

### Settled In

Since the Clearwater Invitational, which was the second weekend of the season, K. Edwards has been the top producer for the offense.

Kylee Edwards	Through Clearwater	Since Clearwater
Batting Average	.167	.394*
Hits	5	50*
Extra-Base Hits	1	19*
Slugging Pct.	.200	.732*
Home Runs	0	10*
RBI	1	34*
Total Bases	6	93*
Runs	4	34

\* = Leads team within span.

**The Glove Transfer**

As good as she is at the plate, K. Edwards has made some stellar plays out in the field, perhaps thanks to Taylor's Secret Sauce.

K. Edwards has been spotted wearing LSU All-American and now assistant coach Taylor Pleasants' old glove.

K. Edwards' began to wear Pleasants' glove in the fall when the former standout shortstop offered the newcomer to practice with it due to her glove being in a terrible condition.

Although she eventually got a new glove K. Edwards stated about Pleasants' glove "I found that it had the best pocket I've ever seen in my life."

"I know she [Pleasants] did good with it so I decided to keep it and it's worked pretty good for me so far."

K. Edwards plans to use the glove for the remainder of the season.

On the season, she has 92 assists, 71 putouts and six errors. The shortstop has also turned 10 double plays.

**Staying in the South**

K. Edwards, a 2025 NFCA South All-Region selection from Mississippi State, joined LSU with two years of eligibility remaining.

K. Edwards started in 111 games of the 112 appearances she has made in her collegiate career prior to 2026.

Last season, K. Edwards started all 58 games at shortstop and batted .290 with 47 hits, 34 runs and 37 ribbies. She had 18 extra-base hits, including nine homers, and had a .945 fielding percentage with 87 assists, 69 putouts and nine errors.

In two seasons at State, K. Edwards put together a .290 batting average with 83 hits and has 14 home runs.

**AND SHE CAN HOOP!**

K. Edwards' first love was actually basketball. At Shelbyville High School in Waldron, Ind., K. Edwards is the school's all-time leader in points (1,563), rebounds (570) and blocks (67, ironically). She is second all-time in steals (275) and third all-time in assists (196). She also holds the single-game record with 45 points.

**The Hit Queen**

Infielder Sierra Daniel is a consistent presence for LSU throughout her career.

This season, Daniel has a .342 batting average behind 54 hits. Daniel has scored 40 runs, and has 28 RBI and 32 walks.

Daniel enters the tournament with a hit in 13 of the last 19 games, including six multi-hit games over that span, and highlighted by a career-high 4-for-4 performance with three runs versus Auburn (May 2).

Two of Daniel's three home runs have been against nationally ranked teams with her most recent homer being a go-ahead blast at then No. 17/19 Mississippi State (April 25).

Against No. 12/11 Arizona (April 10), Daniel hit the go-ahead home run in the series opener for her second homer in as many games. Versus Central Arkansas (April 7), Daniel went 2-for-4 at the dish, including her first home run of the season.

**Don't Sleep on 23**

Daniel is just as clutch at second base, tallying a .983 fielding percentage with 87 assists, 85 putouts, and three errors. Daniel has turned 14 double plays this year.

**Miss Consistent**

Daniel's numbers are nothing new for LSU fans. The 2025 NFCA All-Region selection is a career .300 hitter inside or outside of SEC play for most of her career.

Last season, Daniel registered a .381 average on 40 hits, including two home runs, and had a .460 on-base percentage last season. She also scored 32 runs and drove in 19.

The veteran second baseman had a .970 fielding percentage in 2025 with 74 assists, 56 putouts and four errors. She had a 17-game and 13-game stretch without an error last season.

**A True Overcomer**

In August 2023 during a physical, it was discovered that Daniel had Wolff Parkinson White Syndrome, a heart condition that causes the heart to beat abnormally fast for periods of time.

With the help of our partners at Our Lady of the Lake, Daniel was able to have a procedure to address this issue. She missed roughly one week of practice in the fall of 2023 before being fully cleared to return with no complications.

**Slow Start, But Coming On**

Tori Edwards has logged a hit in nine of the last 10 games, and leads the Tigers with 12 home runs after hitting one dinger against Mississippi State (April 26). That homer in Starkville was T. Edwards' 100th career hit and 30th career home run.

T. Edwards hit three homers in the series against Ole Miss (April 17-19), including her third career multi-homer game, and first against an SEC opponent.

T. Edwards also leads the team with 43 RBI and 44 walks this season. She is 8-for-8 in stolen bases and is batting .291 with 41 hits.

**42 Dominates the Sixth Inning vs. Ole Miss**

In the series against Ole Miss, Tori had a .750 batting average on six hits, including three home runs, scored three runs, had eight RBI and drew four walks. Tori had a 2.000 slugging percentage and .833 on-base percentage.

Tori did much of her damage in the sixth inning alone in the series, where she produced two home runs, including the program's second inside-the-park grand slam, five RBI and two runs.

T. Edwards hit the game-winning grand slam in game one, drove in the game-winning run with a walk in game two, and added an insurance home run in game three, which was her second home run in the game.

**Some Tori Notes**

Tori needs one more home run to tie Julie Wiese (2001-2004) at No. 10 all-time with 31 career home runs.

She ties for a team-best 21 hits with runners in scoring position and leads the way outright 16 two-out RBI.

Her 20 double plays is tied at No. 2 in the program's single-season record book.

**Edwards and Edwards**

Kylee and Tori account for 22 of the club's 53 home runs and nine of the 16 go-ahead or game-tying homers. The duo has hit six of LSU's last 11 home runs entering the SEC Tournament.

Kylee and Tori had a run where they combined for nine of LSU's 15 home runs and 11 of 19. The duo also had a stretch of five consecutive home runs for the Tigers (March 29 - April 3).

**Just Keep Swinging**

Although drawing four walks in game one at South Carolina - the most walks in a game since Savannah Jaquish in 2017 - T. Edwards was 0-for-8 in the series at South Carolina before hitting the series-clinching two-run double in the weekend finale.

**Tori Tanks**

After putting up one of the greatest freshman campaigns in program history highlighted by 18 home runs, T. Edwards' second homer of the 2026 season made her the fastest player to reach 20 career home runs, taking just 68 games.

Name	Games
Tori Edwards	68
Shelbi Sunseri	69
Savannah Jaquish	70
Bianka Bell	102

**Multi Grand Slams in Single Season**

As mentioned earlier, T. Edwards' grand slam against Ole Miss was the team's first of the season, but her fifth in her career after setting a program record with four in the 2025 season.

LSU hit seven grand slams in 2025, marking a program record, and has had four consecutive seasons with a player hitting multiple grand slams.

Tori Edwards - 4	2025
Shemiah Sanchez - 3	2019
Ali Newland - 2	2024
Ciara Briggs - 2	2023
Georgia Clark - 2	2022
Kellsie Kloss - 2	2016
Savannah Jaquish - 2	2015
Anissa Young - 2	2009

**The Report Card**

T. Edwards was selected as a 2025 NFCA All-American, and the 2025 SEC Freshman of the Year. She is the program's third SEC Freshman of the Year and first since Bianka Bell in 2013.

T. Edwards set a single-season program record with a .802 slugging percentage and tied for a program-best 18 home runs. She also ranked inside the top 10 with 73 RBI (No. 3) and an .495 on-base percentage (No. 9). Overall, T. Edwards led LSU with a .375 batting average behind 62 hits, scored 52 runs and drew 37 walks.

In the field, T. Edwards had 346 putouts at first base. and tallied eight assists.

**Franklin Is A Gamer**

Head Coach Beth Torina has called utility player Alix Franklin a gamer and she was not lying.

Franklin, who enters the tournament with a career-best 22-game reach streak, and a six-game hitting streak, has a 16 extra-base hits this season, six of which are triples that leads the SEC and ranks No. 16 in the country. She also has five home runs after belting two in the Auburn series, including her first career grand slam (May 2).

**Hometown Kid Numbers**

Overall, Franklin, a local resident and fan favorite, has a .295 batting average with 43 hits, 29 runs and 36 RBI. She also has assisted in two double plays from the outfield, a new position for the sophomore.

Franklin totaled five hits, four runs, and eight RBI in the Auburn series, and logged a career-high five RBI in the series clinching 25-0 game (May 2).

In the Ole Miss series, Franklin, who batted .455, tallied five hits, including a double and a triple, and scored three runs.

Franklin had a career-high three-hit game at Nicholls, where she was a home run shy of hitting for the cycle.

**The Cajun Cannon**

Maci Bergeron has been an asset behind the plate for the Tigers. She is the program's all-time leader with a career .995 fielding percentage and ranks No. 8 all-time with 1,008 career putouts. Bergeron has caught 26 runners stealing, in her career, including six this season, and has been a part of one double play. Bergeron has 202 putouts and 10 assists with one error in 2026.

Last season, Bergeron recorded a .994 fielding percentage with 312 putouts, 13 assists and had two errors. The backstop threw out five runners trying to steal and participated in two double plays.

**Don't Let Her Get Hot**

Bergeron has picked up steam offensively, recording hits in 11 of the last 15 games she has played in, including four multi-hit games.

Bergeron matched a career-high three hits (3-for-4) and had three RBI against Central Arkansas. It was her 30th career multi-hit game and fifth career three-hit game. It was also her fifth multi-RBI game of the season.

Overall, Bergeron is batting .239 on 33 hits, including two home runs and 10 doubles. The senior has 27 RBI this season.

**Louisiana's Finest**

Bergeron is a 2025 NFCA All-American and All-SEC selection after a career season at the plate last season. She batted .364 behind 60 hits, had a .498 on-base percentage, tallied 49 RBI, 37 runs and drew 45 walks. Bergeron had 19 extra-base hits last season, including nine home runs. Bergeron's numbers in 2025 showed displayed her improvement compared to her numbers in her first two seasons.

Category	2023-24	2025
Batting Average	.239	.364
Hits	53	60
Extra-Base Hits	14	19
Home Runs	5	9
RBI	27	49
Walks	25	45
Strikeouts	46	20
On-base Percentage	.320	.498

**Smash Sisters and Company**

The power of the Smash Sisters return in Bergeron and T. Edwards, who hit 27 of LSU's 42 home runs last season season and combined for 227 total bases.

The Smash Sisters will receive some additional help from three of their transfers in infielders Kylee Edwards (Mississippi State) and Ally Hutchins (Kentucky), and utility player Char Lorenz (Louisville). The trio brought a collective 35 home runs, 218 hits, 158 RBI and 376 total bases to Baton Rouge entering the 2026 season.

**Won't Be Denied**

Infielder Avery Hodge, who has played the hot corner mostly this season, has 62 assists and 43 putouts with five errors, and has turned seven double plays in 40 starts.

Hodge earned the No. 8 top play on SportsCenter's Top 10 Plays with her diving catch in foul territory against NC State (Feb. 6). She has nine games this season with three or more assists, including a season-high five at No. 1 Tennessee (March 7).

Hodge played all 58 games at shortstop last season, where she shined with 110 assists and 69 putouts. She turned six double plays and recorded a career-high six assists in the NCAA Tournament victory against UConn (May 17, 2025).

**Geaux Hodge!**

Hodge has seven hits over the last 10 games, including two hits in game two alone against Auburn. She hit her first home run of the season at Nicholls (March 10), accompanying a season-high three RBI.

Hodge led the Tigers at the plate in the SEC opening series at Tennessee with a .429 batting average on three hits. She also drew one walk to pace the team with a .500 on-base percentage.

Hodge had two RBI in game two against Missouri (April 3), marking her 10th multi-RBI game as a Tiger.

**Championship Pedigree**

Hodge transferred to LSU last season after winning two National Championships at Oklahoma. In 2024 she had 21 hits, 28 runs and nine RBI and totaled six extra-base hits. In the 2024 Women's College World Series, Hodge tallied four hits, including two doubles and scored four runs to help the Sooners win the title.

**Super Char**

Utility player Char Lorenz is batting .248 on the season and has 32 hits, 26 runs, 21 RBI and has drawn 32 walks.

Lorenz had another 2-for-2 day at the dish versus McNeese (April 28), where she scored a run, had two RBI and a walk.

Lorenz batted 2-for-2 with two runs and two RBI at UL Lafayette (April 14), all of which tied for season-highs. One of those two hits was her sixth home run of the season.

Lorenz had two hits, including her fourth homer of the season in the SEC opening series at Tennessee. Her lone hit of the series against Oklahoma was her fifth homer.

In the field, she has seen time in left field and behind the plate, tallying 121 putouts, four assists and four errors.

**Lorenz On a Come Up**

Lorenz had a big turnaround after the first two weekends of the season. In the next 17 games after the Clearwater Invitational, Lorenz led the Tigers with a .333 batting average, three home runs, 14 runs and 15 walks.

Char Lorenz	Through Clearwater	Next 17 Games
Batting Average	.214	.333*
Runs	4	14*
Hits	6	14
Extra-Base Hits	2	6
Home Runs	1	3*
RBI	3	10
Walks	4	15*
Stolen Bases	0-1	3-3

\* = Led team within span.

**A Breakout Weekend**

Lorenz turned in a big weekend prior to the start of SEC play, where she batted .400 with all four of her hits being extra-base hits, including two solo home runs at McNeese (Feb. 24). It was the second time Lorenz had two homers in a game in her career (first at LSU).

She then had two doubles and four RBI against Iowa (Feb. 28), bringing her total for the week to seven ribbies and scored a team-high five runs. She also drew seven walks.

Lorenz hit the first home run for LSU in the 2026 season, a two-run shot in the 6-2 win over Nevada (Feb. 6).

**She Has Promise**

Lorenz came out and established herself quickly in college softball after being named a 2025 All-ACC selection as a freshman at Louisville.

Lorenz produced a .368 batting average and a .677 slugging percentage with 25 extra-base that included 11 doubles, five triples and nine home runs last season. Overall, Lorenz had 57 hits, scored 32 runs and had 13 stolen bases. Last season in the outfield, Lorenz had a .967 fielding percentage with 87 putouts, two asists and three errors.

**Reunited**

K. Edwards and Lorenz grew up near each other in Indiana and played club ball for the Indiana Magic Gold.

**Hutchins Dons the Purple & Gold**

Infielder Ally Hutchins adds another dynamic to the LSU lineup.

Against Ole Miss, Hutchins recorded her third multi-hit game of the season (April 18).

Hutchins batted .333 in the weekend series versus Arizona with two hits, including her 10th career double in the series opener (April 10). She also scored a run, had an RBI and drew two walks.

Through the first three games of the season, Hutchins had a .571 batting average and a 1.143 slugging percentage highlighted by a solo shot in the rally walk-off win over NC State (Feb. 6).

In totality, Hutchins has a .203 batting average on 16 hits, has 16 runs, nine RBI, and has drawn 20 walks this season, including a career-high three walks at McNeese (Feb. 24).

When she plays the hot corner, Hutchins has 11 putouts with 13 assists and no errors.

**A Proven Vet**

Over the past two seasons, Hutchins has made 102 starts and played in 112 games at Kentucky. Entering 2026, she had a .267 career batting average on 78 hits, 59 runs, 45 RBI and 12 home runs. She also had a .900 career fielding percentage with 74 assists and 34 putouts entering the 2026 season.

Hutchins started in all 58 games last season, where she batted .285, recorded 45 hits, including six home runs, and scored 41 runs. She also showed great plate discipline with 46 walks, turning in a .451 on-base percentage.

**It Was Always Destiny**

Destiny Harris is making the most of her opportunities. In 17 starts and 41 games played, Harris has two two-run home runs as part of her 13 hits, has 20 runs, and 11 RBI, including a career-best three ribbies versus McNeese (April 28).

In her start at UL Lafayette (April 14), Harris hit a two RBI single, to log her third multi-RBI game this season.

At South Carolina, Harris batted .750 in the series (3-for-4), scored a team-high four runs, drew a walk and stole a base.

Harris made her first collegiate start as a designated player, where she went 2-for-2 with two runs, two RBI and a walk against Michigan State (Feb. 21). Harris' first at-bat was a two-run shot before singling later in the game for her first multi-hit game. Harris hit her second two-run homer in the run rule victory against Memphis (Feb. 27).

**Kee Kee!**

Utility player Maddox McKee is also taking advantage of whatever chances she gets to play. In game two against South Carolina (March 21), McKee went 2-for-2 at the dish, highlighted by a two-run triple. She also had two ribbies in a game versus Missouri (April 3).

Overall, McKee has a .229 batting average behind eight hits, eight runs, and nine RBI in just eight starts and 32 appearances.

McKee had a three-game hitting streak that included a 2-for-3 performance against Nicholls (Feb. 27), marking her 10th career multi-hit game.

McKee's first hit of the season was a double at McNeese on Feb. 24. Against the Cowgirls in her career, McKee has at least one single, double, triple and home run.

**Staying Versatile**

McKee is living up to her position title as she displays the flexibility to be placed anywhere on the field. After making 37 starts last season, mostly as the designated player, and had some time in the infield throughout her first two seasons, McKee has appeared in left and right field, or as the designated player in 2026.

Last season, McKee had a .284 batting average behind 29 hits, scored 21 runs and had 14 RBI. She also drew 15 walks and was 10-for-12 in stolen bases.

**Welcome to the SEC**

In her first SEC start, which was the series finale at Tennessee, freshman Rylie Johnson hit her first collegiate home run, a leadoff solo shot, sparking a four-run third inning.

Johnson's second homer of the season, another leadoff blast, was against Central Arkansas on April 7.

On the season, Johnson has eight hits, including two doubles and two homers, seven runs, and five RBI in 12 starts and 27 games played.

**Special Hits for a Special Player**

Jada Phillips has captured the hearts of fans at Tiger Park, receiving a rare curtain call after hitting her first collegiate home run versus Auburn (May 2).

It all started when she entered the Ole Miss game to catch the final out (April 18). Phillips made her first start of the season in the finale the next day, where she turned on a pitch for her first career hit. She also scored a run, her second of the season.

In the midweek game against McNeese (April 28), Phillips tagged her first RBI single before her moment in the Auburn series.

**Gradie Gets the Hit**

Freshman infielder Gradie Appling's first career hit was an RBI double against LA Tech (March 24) in the fourth inning to cap the 9-0 run-rule victory. She added another hit against McNeese (April 28), and days later, she registered her first SEC hit against Auburn (May 2). Appling has scored two runs in eight games played as a pinch hitter or pinch runner.

**Easy to Root For**

A locker room favorite, freshman Ci'ella Pickett tallied three hits and had an RBI in six at-bats in her two starts against Texas A&M as a designated player.

Pickett got her first collegiate start in the shutout against Memphis (Feb. 28), where she hit a double, had two RBI and scored a run offensively, while also recording four putouts and one assists at third base.

Pickett made a start at first base versus Nicholls (March 10), where she hit her second double of the season, driving in another run.

Overall, the California native is batting .240 with six hits, has three runs and four RBI in six starts and 16 appearances.

**La-YES!!**

Outfielder Jadyn Laneaux made 52 starts and played in 56 games last season in left field.

Laneaux had a .313 batting average with 45 hits, including eight doubles and a triple. She also had 33 runs, 24 RBI and 27 walks.

Laneaux registered a .989 fielding percentage as she led the outfield with 89 putouts and had one assist and one error.

**USA Softball Top 50 Watch List**

Catcher Maci Bergeron, utility player Tori Edwards and utility pitcher Jayden Heavener have been placed on USA Softball's Top 50 Watch List for the 2026 USA Softball Collegiate Player of the Year award. The SEC led all conferences with 24 athletes on the watch list.

LSU has had multiple members on the Top 50 Watch List in each of the past four seasons, with three selections tied for the most entering a season (2016 and 2024). The Tigers have been represented on the watch list with at least one player in 14 consecutive seasons.

**Built From Within**

The LSU 2026 softball roster features a blend of proven experience and new talent. Although the Tigers return 12 players, including seven starters, they also welcome 11 newcomers, the most newcomers in program history. With a smaller roster size of 23 athletes, it has bred a ton of internal competition. Early in the season, multiple players have rotated in the outfield and at third base, specifically.

**Portal Pickups**

Of the 11 newcomers, five are transfers, making up Coach Torina's largest portal haul.

LSU picked up a pair of transfer pitchers in Cece Cellura (San Diego State) and Paytn Monticelli (Wisconsin/Oklahoma), two infielders in Kylee Edwards (Mississippi State) and Ally Hutchins (Kentucky), and utility player Char Lorenz (Louisville).

**True Freshmen**

For the second consecutive season, LSU welcomes six true freshmen to the family, including utility player Gradie Appling (Juliette, Ga.), pitcher Cali Deal (Quitman, La.), outfielder Rylie Johnson (Spotsylvania, Va.), utility player Ashlin Mowery (Lancaster, Ohio), utility player Ci'ella Pickett (Mentone, Calif.), and pitcher Lauryn Soeken (Katy, Texas).

**Softball Signed Seven to the 2027 Roster**

Head coach Beth Torina announced in the fall the signing of seven players to the 2027 roster.

The 2026 signing class ranks No. 3 in the nation according to D1Softball and Rivals/Softball America. Rivals/Softball America has the class comprised of two five-stars, four four-stars, and one three-star athlete.

The Tigers signed catcher Samantha Alekman (El Dorado Hills, Calif.), infielder Giselle De Casas (Hayward, Calif.), pitcher Addie Rackley (Buford, Ga.), outfielder Adelynn Siegel (Shiner, Texas), pitcher Ayla Tuua (Murieta, Calif.), catcher Karmen Vazquez (Hanford, Calif.), and outfielder Sydnee Williams (Phoenix, Ariz).

**Tigers in the AUSL**

After a successful inaugural season, the Athletes Unlimited Softball League (AUSL) has expanded to six teams and has selected host cities for each team: Chicago Bandits (Rosemont, Ill.), Carolina Blaze (Durham, N.C.), Portland Cascade (Hillsboro, Ore.), Oklahoma City Spark (Oklahoma City, Okla.), Utah Talons (Salt Lake City, Utah), and Texas Volts (Austin, Texas).

LSU will have six former athletes in the AUSL this season. Pitcher Carley Hoover and utility player Ali Newland will be on the Portland Cascade, outfielder Aliyah Andrew joins utility player Savannah Jaquish on the Utah Talons, who are the defending 2025 AUSL Champions - a team that was coached by former LSU Assistant Coach Howard Dobson (2012-2024) - and outfielder Ciara Briggs and utility player Danieca Coffey remain with the Texas Volts.

## NEWS AND NOTES

### D1Softball All-Quarter Century Team

With 25 college softball seasons this century in the books, head coaches Beth Torina and Yvette Girouard, and four-time All-American Savannah Jaquish were named to D1Softball's All-Quarter Century Team.

Coach Torina has brought four LSU teams to the Women's College World Series (2012, 2015-2017), and Coach Girouard has brought five teams across two programs (LSU and ULL) to the WCWS. Girouard, who has an all-time record of 1,285-421-1 over 31 seasons, is one of three coaches to take multiple programs to the WCWS.

Jaquish played from 2014-2017 and is the program's all-time leader with 268 RBI, and ranks No. 2 all-time with 56 home runs, a .632 slugging percentage and 472 total bases.

### Preseason All-SEC Rankings

The LSU Tigers have been picked to finish seventh in the 2026 SEC Softball Preseason Coaches Poll with 119 points, and has two players in 2025 NFCA All-Americans, Maci Bergeron and, Tori Edwards listed on the 2026 Preseason All-SEC Team.

Texas, the reigning National Champions is favorited to win the SEC, totaling 189 points and nine first-place votes. Oklahoma, the 2025 regular season SEC Champions, come in at No. 2 with 186 votes and six first-place votes, and Tennessee rounds out the top three with 166 points. The full rankings are on page 13.

Place	Team	Points
1.	Texas (9)	188
2.	Oklahoma (6)	186
3.	Tennessee	166
4.	Florida	144
5.	Arkansas	137
6.	Texas A&M	125
7.	LSU	119
8.	Georgia	105
9.	Alabama	94
10.	South Carolina	90
11.	Mississippi State	65
12.	Auburn	55
13.	Ole Miss	51
14.	Missouri	32
15.	Kentucky	17

## LAST TIME A TIGER....

<b>Scored three runs in a game:</b>	Sierra Daniel, Tori Edwards, Jalia Lassiter, Auburn, 05/02/26
<b>Scored four runs in a game:</b>	Kylee Edwards, Auburn, 05/02/26
<b>Hit for the cycle:</b>	Kylee Edwards, at Missouri, 04/03/26
<b>Had four hits in a game:</b>	Sierra Daniel, Jalia Lassiter, Auburn, 05/02/26
<b>Had five hits in a game:</b>	Sahvanna Jaquish, at South Carolina, 04/19/14
<b>Had five RBIs in a game:</b>	Alix Franklin, Auburn, 05/02/26
<b>Had six RBIs in a game:</b>	Tori Edwards, ULM, 03/05/25
<b>Had seven RBIs in a game:</b>	Amanda Doyle, North Dakota, 02/17/21
<b>Had nine RBIs in a game:</b>	Bianka Bell, at Louisiana Tech, 03/15/16
<b>Had two doubles in a game:</b>	Jalia Lassiter, Auburn, 05/02/26
<b>Had three doubles in a game:</b>	Taylor Pleasants, at Texas A&M, 04/09/22
<b>Had two triples in a game:</b>	Alix Franklin, NC State, 02/05/26
<b>Had two home runs in a game:</b>	Tori Edwards, Ole Miss, 04/19/26
<b>Had three home runs in a game:</b>	Bianka Bell, Kellsi Kloss, at Louisiana Tech, 03/15/16
<b>Hit a grand slam:</b>	Alix Franklin, Auburn, 05/02/26
<b>Lead off game with home run:</b>	Ali Newland, ULM, 04/02/24
<b>Lead off inning with home run:</b>	Tori Edwards, Ole Miss, 04/19/26
<b>Hit an inside-the-park home run:</b>	Tori Edwards, Ole Miss, 04/17/26
<b>Hit a walk-off home run to win regulation game:</b>	Jalia Lassiter, NC State, 02/06/26
<b>Hit a walk-off home run to win an extra inning game:</b>	Karli Petty, Southeastern Louisiana, 04/10/24
<b>Had eight total bases in a game:</b>	Kylee Edwards, No. 5/3 Oklahoma, 03/29/26
<b>Had nine total bases in a game:</b>	Tori Edwards, Ole Miss, 04/19/26
<b>Had 10 total bases in a game:</b>	Kylee Edwards, at Missouri, 04/03/26
<b>Had 13 total bases in a game:</b>	Bianka Bell, at Louisiana Tech, 03/15/16
<b>Had 14 total bases in a game:</b>	Kellsi Kloss, at Louisiana Tech, 03/15/16
<b>Drew three walks in a game:</b>	Jalia Lassiter & Char Lorenz, Ole Miss, 04/17/26
<b>Drew four walks in a game:</b>	Tori Edwards, at No. 21/24 South Carolina, 03/20/26
<b>Drew five walks in a game:</b>	Taylor Pleasants, Sam Houston St., 02/22/20
<b>Drew two intentional walks in a game:</b>	Amanda Doyle, Auburn, 03/11/18
<b>Drew three intentional walks in a game:</b>	Shelbi Suneri, USC Upstate, 03/01/19
<b>Hit by pitch twice in a game:</b>	Kylee Edwards, Auburn, 05/02/26
<b>Hit by pitch three times in a game:</b>	Taylor Pleasants, vs. UL Lafayette, 05/22/21
<b>Had two sacrifice hits in a game:</b>	Madyson Manning, No. 13/15 Arkansas, 04/26/24
<b>Had three sacrifice hits in a game:</b>	Tara Asbill, at Alabama [Gm 1], 05/05/00
<b>Had two sacrifice flies in a game:</b>	Morgan Cummins, Sam Hosuton St., 02/22/20
<b>Had two stolen bases in a game:</b>	Maddox McKee, Michigan St., 02/20/26
<b>Had three stolen bases in a game:</b>	Ciara Briggs, Illinois State, 03/08/20
<b>Had four stolen bases in a game:</b>	Aliyah Andrews, Oregon State, 02/17/18
<b>Seven-inning complete-game shutout:</b>	Paytn Monticelli, Auburn, 04/30/26
<b>Extra-inning complete-game shutout:</b>	Shelbi Suneri, Ole Miss [8 IP], 04/01/21
<b>Tossed a seven-inning perfect game:</b>	Maribeth Gorsuch, Belmont [7 IP], 02/22/20
<b>Tossed a perfect game:</b>	Jayden Heavener, Charlotte [6 IP], 02/07/25
<b>Tossed a no-hitter:</b>	Jayden Heavener, at UL Lafayette, 04/14/26
<b>Tossed a combined no-hitter:</b>	Kilponen, Edwards, Abrams, Florida A&M, 02/09/20
<b>Seven-inning no-hitter:</b>	Kelley Lynch, Auburn, 04/13/24
<b>Seven-inning complete-game one-hitter:</b>	Jayden Heavener, vs. No. 17/18 Mississippi St., 04/07/25
<b>Recorded 13 strikeouts in a game:</b>	Jayden Heavener, Charlotte [6 IP], 02/07/25
<b>Recorded 14 strikeouts in a game:</b>	Ali Kilponen, Central Arkansas, 02/23/21
<b>Recorded 15 strikeouts in a game:</b>	Ali Kilponen, Campbell, 03/07/20
<b>Recorded 16 strikeouts in a game:</b>	Maribeth Gorsuch, Belmont, 02/22/20
<b>Recorded 17 strikeouts in a game:</b>	Brittany Mack, at No. 10 Missouri [Gm 1], 05/27/11
<b>Recorded 18 strikeouts in a game:</b>	Rachele Fico, vs. Syracuse, 05/20/11
<b>Recorded 19 strikeouts in a game:</b>	Britni Sneed, vs. Oklahoma, 05/26/01
<b>Recorded 22 strikeouts in a game:</b>	Rachele Fico, at Mississippi State, 03/08/13
<b>Pitched 10+ innings:</b>	Sydney Berzon, Boise State, 02/22/24
<b>Pitched 11+ innings:</b>	Ashley Czechner, vs. Harvard, 02/28/14
<b>Pitched 13+ innings:</b>	Sydney Berzon, vs. #20 Alabama [14 IP], 05/08/24
<b>Pitched 19+ innings:</b>	Allie Walljasper, Ole Miss, 04/06/18
<b>Had 18 putouts:</b>	Morgan Russell, vs. Syracuse, 05/20/11
<b>Had 19 putouts:</b>	Jennifer Schuelke, vs. Oklahoma, 05/26/01
<b>Had 24 putouts:</b>	Raeleen Gutierrez, vs. #20 Alabama, 05/08/24
<b>Had 26 putouts:</b>	Amanda Doyle, Ole Miss, 04/11/18
<b>Had six assists:</b>	Sierra Daniel, UL Lafayette, 02/21/26
<b>Had seven assists:</b>	Taylor Pleasants, No. 19/25 UL Lafayette, 04/16/24
<b>Had eight assists:</b>	Taylor Tidwell, vs. UL Lafayette, 05/23/21
<b>Had nine assists:</b>	Taylor Pleasants, vs. #20 Alabama, 05/08/24
<b>Had 10 assists:</b>	Becca Schulte, Ole Miss, 04/06/18

## Inning-by-Inning

SCORE BY INNINGS	1	2	3	4	5	6	7	8	9	10 +	TOTALS
LSU	56	52	62	55	21	50	24	0	0	1	321
Opponents	30	15	24	23	27	24	11	1	0	1	156

## HONORS & AWARDS

### Maci Bergeron

- USA Softball Top 50 Watch List
- Preseason All-SEC Selection

### Tori Edwards

- USA Softball Top 50 Watch List
- Preseason All-SEC Selection
- D1Softball Preseason All-American
- Softball America Preseason All-American

### Jayden Heavener

- USA Softball Top 50 Watch List

### Jalia Lassiter

- SEC Player of the Week (May 4)

### Paytn Monticelli

- SEC Pitcher of the Week (April 21)

### Beth Torina

- D1Softball All-Quarter Century Team

## Multi Hit Games, Multi RBI Games, Streaks

### Multiple-Hit Games

(Career # in parentheses)

	2	3	4	5+	Total
K. Edwards*	11 (11)	4 (4)	1 (1)	-	16 (16)
Daniel	10 (25)	3 (4)	2 (2)	-	15 (31)
Lassiter*	10 (23)	4 (6)	1 (2)	-	15 (31)
T. Edwards	6 (18)	2 (8)	-	-	8 (26)
Franklin	7 (7)	1 (1)	-	-	8 (8)
Lorenz*	7 (7)	-	-	-	7 (7)
Bergeron	5 (27)	1 (5)	-	-	6 (32)
Hutchins*	3 (3)	-	-	-	3 (3)
Harris	3 (3)	-	-	-	3 (3)
McKee	2 (8)	- (3)	-	-	2 (11)
Hodge*	1 (13)	- (1)	-	-	1 (14)
Pickett	1 (1)	-	-	-	1 (1)
Phillips	1 (1)	-	-	-	1 (1)
Laneaux	- (9)	- (2)	-	-	- (11)

### Multiple-RBI Games

(Career # in parentheses)

	2	3	4	5+	Total
K. Edwards*	8 (8)	1 (1)	2 (2)	-	11 (11)
T. Edwards	7 (16)	2 (3)	2 (7)	- (3)	11 (29)
Lassiter*	7 (14)	3 (6)	- (1)	-	10 (21)
Daniel	5 (9)	3 (4)	-	-	8 (13)
Bergeron	4 (11)	3 (10)	- (1)	- (1)	7 (23)
Franklin	5 (5)	-	1 (1)	1 (1)	7 (7)
Lorenz*	4 (4)	-	1 (1)	-	5 (5)
Harris	3 (3)	1 (1)	-	-	4 (4)
Hodge*	1 (7)	1 (2)	-	- (1)	2 (10)
McKee	1 (5)	1 (1)	-	-	2 (6)
Hutchins*	-	1 (1)	-	-	1 (1)
Johnson	1 (1)	-	-	-	1 (1)
Pickett	1 (1)	-	-	-	1 (1)
Phillips	1 (1)	-	-	-	1 (1)
Laneaux	- (5)	- (1)	-	-	- (6)

\* = During LSU Career Only

### Longest Hitting Streak

	Current	2026	Career
Lassiter*	12	12	12 (2026)
Franklin	6	7	7 (2026)
Daniel	6	6	10 (2025)
K. Edwards*	6	6	6 (2026)
Appling	3	3	3 (2026)
T. Edwards	2	7	7 (2025, 2026)
Hodge*	2	4	9 (2025)
Bergeron	2	3	8 (2025)
Lorenz*	2	3	3 (2026)
Harris	1	4	4 (2026)
McKee	1	3	5 (2025)
Laneaux	1	-	6 (2025)
Pickett	-	4	4 (2026)
Hutchins*	-	3	3 (2026)
Phillips	-	3	3 (2026)
Johnson	-	2	2 (2026)

### Longest Reached Based Streak

	Current	2026	Career
Franklin	22	22	22 (2026)
Lassiter*	22	22	22 (2026)
K. Edwards*	13	13	13 (2026)
Bergeron	9	9	17 (2024-25, 2025)
Daniel	6	10	24 (2025-26)
Lorenz	4	18	18 (2026)
Appling	4	4	4 (2026)
T. Edwards	2	12	17 (2025)
Hodge*	2	7	13 (2025)
Hutchins*	1	8	8 (2026)
Harris	1	6	6 (2026)
McKee	1	3	7 (2025)
Laneaux	1	-	11 (2025)
Pickett	-	4	4 (2026)
Johnson	-	3	3 (2026)
Phillips	-	3	3 (2026)

\* = During LSU Career Only

## 2026 RESULTS

DATE	OPPONENT	RESULT	INN	LSU R-H-E	OPP. R-H-E	RECORD [SEC]	PITCHER OF RECORD	ATT	TIME
Feb. 5, 2026	<b>NC State!</b>	<b>W, 11-3</b>	<b>5</b>	<b>11-10-1</b>	<b>3-2-3</b>	<b>1-0 [0-0]</b>	<b>Heavener [1-0]</b>	<b>601</b>	<b>1:57</b>
Feb. 6, 2026	<b>Nevada!</b>	<b>W, 6-2</b>	<b>7</b>	<b>6-6-0</b>	<b>2-8-0</b>	<b>2-0 [0-0]</b>	<b>Monticelli [1-0]</b>	<b>760</b>	<b>2:26</b>
Feb. 6, 2026	<b>NC State!</b>	<b>W, 7-5</b>	<b>7</b>	<b>7-9-0</b>	<b>5-8-0</b>	<b>3-0 [0-0]</b>	<b>Clopton [1-0]</b>	<b>760</b>	<b>2:19</b>
Feb. 7, 2026	<b>Nevada!</b>	<b>W, 8-0</b>	<b>6</b>	<b>8-3-0</b>	<b>0-7-1</b>	<b>4-0 [0-0]</b>	<b>Heavener [2-0]</b>	<b>1033</b>	<b>2:12</b>
Feb. 8, 2026	<b>Illinois!</b>	<b>W, 9-1</b>	<b>5</b>	<b>9-5-1</b>	<b>1-7-2</b>	<b>5-0 [0-0]</b>	<b>Cellura [1-0]</b>	<b>1010</b>	<b>1:34</b>
Feb. 8, 2026	<b>Lamar!</b>	<b>W, 8-0</b>	<b>5</b>	<b>8-9-0</b>	<b>0-1-0</b>	<b>6-0 [0-0]</b>	<b>Clopton [2-0]</b>	<b>1010</b>	<b>1:33</b>
Feb. 12, 2026	vs. No. 11/8 Nebraska\$	L, 6-0	7	0-6-3	6-8-0	6-1 [0-0]	Heavener [2-1]	2141	2:08
Feb. 12, 2026	vs. RV/No. 23 Oklahoma St.\$	W, 9-4	7	9-8-1	4-7-2	7-1 [0-0]	Cellura [2-0]	2141	2:17
Feb. 13, 2026	vs. No. 22/19 Duke\$	L, 5-3	7	3-6-2	5-10-0	7-2 [0-0]	Heavener [2-2]	5218	2:33
Feb. 14, 2026	vs. UCF\$	L, 5-1	7	1-8-0	5-13-0	7-3 [0-0]	Clopton [2-1]	5122	2:22
Feb. 15, 2026	vs. No. 6/7 UCLA\$	L, 8-0	6	0-3-1	8-11-0	7-4 [0-0]	Monticelli [1-1]	4908	2:02
Feb. 17, 2026	<b>South Alabama</b>	<b>W, 10-2</b>	<b>5</b>	<b>10-7-0</b>	<b>2-5-3</b>	<b>8-4 [0-0]</b>	<b>Clopton [3-1]</b>	<b>821</b>	<b>1:47</b>
Feb. 20, 2026	<b>Michigan St.%</b>	<b>W, 9-0</b>	<b>5</b>	<b>9-7-0</b>	<b>0-3-3</b>	<b>9-4 [0-0]</b>	<b>Heavener [3-2]</b>	<b>770</b>	<b>1:46</b>
Feb. 21, 2026	<b>UL Lafayette%</b>	<b>W, 2-1</b>	<b>10</b>	<b>2-10-1</b>	<b>1-5-1</b>	<b>10-4 [0-0]</b>	<b>Heavener [4-2]</b>	<b>1780</b>	<b>3:00</b>
Feb. 21, 2026	<b>Michigan St.%</b>	<b>W, 5-4</b>	<b>7</b>	<b>5-6-0</b>	<b>4-7-1</b>	<b>11-4 [0-0]</b>	<b>Clopton [4-1]</b>	<b>1780</b>	<b>2:08</b>
Feb. 22, 2026	<b>Howard%</b>	<b>W, 1-0</b>	<b>7</b>	<b>1-5-1</b>	<b>0-1-1</b>	<b>12-4 [0-0]</b>	<b>Mowery [1-0]</b>	<b>817</b>	<b>1:32</b>
Feb. 24, 2026	at McNeese	W, 9-3	7	9-10-0	3-6-1	13-4 [0-0]	Heavener [5-2]	1493	2:50
Feb. 27, 2026	<b>Nicholls^</b>	<b>W, 3-1</b>	<b>7</b>	<b>3-5-0</b>	<b>1-1-1</b>	<b>14-4 [0-0]</b>	<b>Clopton [5-1]</b>	<b>1048</b>	<b>2:01</b>
Feb. 27, 2026	<b>Memphis^</b>	<b>W, 11-2</b>	<b>5</b>	<b>11-6-0</b>	<b>2-4-2</b>	<b>15-4 [0-0]</b>	<b>Cellura [3-0]</b>	<b>1048</b>	<b>1:48</b>
Feb. 28, 2026	<b>Iowa^</b>	<b>W, 5-3</b>	<b>7</b>	<b>5-6-1</b>	<b>3-4-0</b>	<b>16-4 [0-0]</b>	<b>Heavener [6-2]</b>	<b>1330</b>	<b>1:42</b>
Feb. 28, 2026	<b>Memphis^</b>	<b>W, 7-0</b>	<b>7</b>	<b>7-4-0</b>	<b>0-2-1</b>	<b>17-4 [0-0]</b>	<b>Monticelli [2-1]</b>	<b>1330</b>	<b>2:15</b>
March 6, 2026	at No. 1 Tennessee	L, 5-0	7	0-4-1	5-9-0	17-5 [0-1]	Heavener [6-3]	2163	1:46
March 7, 2026	at No. 1 Tennessee	L, 11-6	7	6-5-0	11-14-0	17-6 [0-2]	Cellura [3-1]	2203	2:21
March 8, 2026	at No. 1 Tennessee	L, 8-5	7	5-5-1	8-8-2	17-7 [0-3]	Heavener [6-4]	2110	2:36
March 10, 2026	at Nicholls	W, 12-2	7	12-14-1	2-3-0	18-7 [0-3]	Deal [1-0]	616	2:20
March 14, 2026	<b>No. 16 Texas A&amp;M</b>	<b>L, 7-2</b>	<b>7</b>	<b>2-4-2</b>	<b>7-5-0</b>	<b>18-8 [0-4]</b>	<b>Heavener [6-5]</b>	<b>2186</b>	<b>2:16</b>
March 15, 2026	<b>No. 16 Texas A&amp;M</b>	<b>L, 3-2</b>	<b>7</b>	<b>2-3-2</b>	<b>3-6-1</b>	<b>18-9 [0-5]</b>	<b>Cellura [3-2]</b>	<b>1641</b>	<b>2:11</b>
March 16, 2026	<b>No. 16 Texas A&amp;M</b>	<b>W, 7-2</b>	<b>7</b>	<b>7-8-2</b>	<b>2-5-2</b>	<b>19-9 [1-5]</b>	<b>Clopton [6-1]</b>	<b>1506</b>	<b>2:40</b>
March 20, 2026	at No. 21/24 South Carolina	L, 6-5	12	5-11-0	6-15-1	19-10 [1-6]	Heavener [6-6]	944	4:05
March 21, 2026	at No. 21/24 South Carolina	W, 5-1	7	5-9-0	1-8-1	20-10 [2-6]	Cellura [4-2]	1333	2:15
March 22, 2026	at No. 21/24 South Carolina	W, 2-1	7	2-2-0	1-2-1	21-10 [3-6]	Heavener [7-6]	1198	1:55
March 24, 2026	<b>Louisiana Tech</b>	<b>W, 9-0</b>	<b>5</b>	<b>9-8-0</b>	<b>0-2-1</b>	<b>22-10 [3-6]</b>	<b>Monticelli [3-1]</b>	<b>693</b>	<b>1:22</b>
March 27, 2026	<b>No. 5/3 Oklahoma</b>	<b>L, 3-2</b>	<b>8</b>	<b>2-6-0</b>	<b>3-10-0</b>	<b>22-11 [3-7]</b>	<b>Cellura [4-3]</b>	<b>2065</b>	<b>2:54</b>
March 28, 2026	<b>No. 5/3 Oklahoma</b>	<b>W, 3-1</b>	<b>7</b>	<b>3-5-1</b>	<b>1-2-0</b>	<b>23-11 [4-7]</b>	<b>Heavener [8-6]</b>	<b>2280</b>	<b>1:51</b>
March 29, 2026	<b>No. 5/3 Oklahoma</b>	<b>L, 8-4</b>	<b>7</b>	<b>4-7-0</b>	<b>8-10-0</b>	<b>23-12 [4-8]</b>	<b>Cellura [4-4]</b>	<b>1928</b>	<b>2:38</b>
April 2, 2026	at Missouri	W, 9-1	6	9-9-1	1-5-1	24-12 [5-8]	Heavener [9-6]	1935	2:16
April 3, 2026	at Missouri	W, 16-4	7	16-15-0	4-5-1	25-12 [6-8]	Cellura [5-4]	2128	2:36
April 4, 2026	at Missouri	L, 1-0	7	0-4-0	1-4-0	25-13 [6-9]	Monticelli [3-2]	2135	1:51
April 7, 2026	<b>Central Arkansas</b>	<b>W, 9-1</b>	<b>6</b>	<b>9-11-0</b>	<b>1-3-1</b>	<b>26-13 [6-9]</b>	<b>Clopton [7-1]</b>	<b>720</b>	<b>2:13</b>
April 10, 2026	<b>No. 12/11 Arizona</b>	<b>W, 4-1</b>	<b>7</b>	<b>4-5-2</b>	<b>1-5-0</b>	<b>27-13 [6-9]</b>	<b>Heavener [10-6]</b>	<b>1262</b>	<b>1:59</b>
April 11, 2026	<b>No. 12/11 Arizona</b>	<b>W, 3-1</b>	<b>7</b>	<b>3-3-1</b>	<b>1-7-0</b>	<b>28-13 [6-9]</b>	<b>Cellura [6-4]</b>	<b>1374</b>	<b>1:48</b>
April 12, 2026	<b>No. 12/11 Arizona</b>	<b>L, 4-2</b>	<b>7</b>	<b>2-8-0</b>	<b>4-4-1</b>	<b>28-14 [6-9]</b>	<b>Monticelli [3-3]</b>	<b>1053</b>	<b>2:09</b>
April 14, 2026	at UL Lafayette	W, 8-0	5	8-6-0	0-0-1	29-14 [6-9]	Heavener [11-6]	2607	1:36
April 17, 2026	<b>Ole Miss</b>	<b>W, 6-4</b>	<b>7</b>	<b>6-8-1</b>	<b>4-7-0</b>	<b>30-14 [7-9]</b>	<b>Monticelli [4-3]</b>	<b>2208</b>	<b>2:28</b>
April 18, 2026	<b>Ole Miss</b>	<b>W, 7-6</b>	<b>7</b>	<b>7-10-0</b>	<b>6-5-1</b>	<b>31-14 [8-9]</b>	<b>Monticelli [5-3]</b>	<b>1920</b>	<b>2:42</b>
April 19, 2026	<b>Ole Miss</b>	<b>W, 8-5</b>	<b>7</b>	<b>8-11-1</b>	<b>5-8-3</b>	<b>32-14 [9-9]</b>	<b>Monticelli [6-3]</b>	<b>1788</b>	<b>2:23</b>
April 24, 2026	at No. 17/19 Mississippi St.	L, 5-3	7	3-5-2	5-6-0	32-15 [9-10]	Heavener [11-7]	839	2:23
April 25, 2026	at No. 17/19 Mississippi St.	L, 5-2	7	2-7-1	5-8-0	32-16 [9-11]	Cellura [6-5]	2606	1:52
April 26, 2026	at No. 17/19 Mississippi St.	W, 5-3	7	5-7-0	3-6-0	33-16 [10-11]	Monticelli [7-3]	780	2:03
April 28, 2026	<b>McNeese</b>	<b>W, 16-0</b>	<b>5</b>	<b>16-14-1</b>	<b>0-1-0</b>	<b>34-16 [10-11]</b>	<b>Cellura [7-5]</b>	<b>794</b>	<b>1:58</b>
April 30, 2026	<b>Auburn</b>	<b>W, 3-0</b>	<b>7</b>	<b>3-6-1</b>	<b>0-4-3</b>	<b>35-16 [11-11]</b>	<b>Monticelli [8-3]</b>	<b>1478</b>	<b>2:02</b>
May 2, 2026	<b>Auburn</b>	<b>W, 25-0</b>	<b>5</b>	<b>25-24-0</b>	<b>0-3-4</b>	<b>36-16 [12-11]</b>	<b>Heavener [12-7]</b>	<b>1553</b>	<b>2:10</b>
May 2, 2026	<b>Auburn</b>	<b>W, 7-2</b>	<b>7</b>	<b>7-12-0</b>	<b>2-5-2</b>	<b>37-16 [13-11]</b>	<b>Cellura [8-5]</b>	<b>1882</b>	<b>2:00</b>

Rankings reflect NFCA and USA Softball Top 25 on day of competition; Home games are bolded and played at Tiger Park; ! - Tiger Classic; \$ - Shrinters Children's Clearwater Invitational; % - Purple & Gold Challenge; ^ - LSU Invitational; [SEC] - SEC Contest; \* - SEC Tournament; ~ - NCAA Tournament;

## 2026 HR TRACKER

NO.	PLAYER	OPPONENT (DATE)	PITCHER	ON-BASE	INNING	OUTS	COUNT	SCORE	FINAL
1	Char Lorenz [1]	Nevada (Feb. 6)	Berlinger	1	6	0	3-2	3-2	W, 6-2
2	Ally Hutchins [1]	NC State (Feb. 6)	Gore	0	5	1	3-2	1-5	W, 7-5
<b>3</b>	<b>Jalia Lassiter [1]</b>	<b>NC State (Feb. 6)</b>	<b>Talley</b>	<b>1</b>	<b>7</b>	<b>2</b>	<b>3-1</b>	<b>5-5</b>	<b>W, 7-5</b>
4	Tori Edwards [1]	Illinois (Feb. 8)	Crawford	2	2	2	0-0	2-0	W, 9-1
5	Tori Edwards [2]	Lamar (Feb. 8)	Cuevas	2	3	0	2-1	1-0	W, 8-0
<b>6</b>	<b>Tori Edwards [3]&amp;</b>	<b>vs. RV/#23 Oklahoma St. (Feb. 12)</b>	<b>Meylan</b>	<b>0</b>	<b>2</b>	<b>0</b>	<b>3-2</b>	<b>0-0</b>	<b>W, 9-4</b>
7	Alix Franklin [1]&	vs. No. 22/19 Duke (Feb. 13)	Curd	0	4	0	0-0	1-5	L, 5-3
<b>8</b>	<b>Destiny Harris [1]</b>	<b>Michigan State (Feb. 21)</b>	<b>Cassady</b>	<b>1</b>	<b>2</b>	<b>1</b>	<b>2-0</b>	<b>0-1</b>	<b>W, 5-4</b>
9	Tori Edwards [4]&	Michigan State (Feb. 21)	Cassady	0	3	0	0-0	2-1	W, 5-4
10	Char Lorenz [2]	at McNeese (Feb. 24)	Taylor	0	3	1	0-1	4-0	W, 9-3
11	Char Lorenz [3]	at McNeese (Feb. 24)	Chapman	0	4	2	2-1	7-0	W, 9-3
<b>12</b>	<b>Kylee Edwards [1]</b>	<b>Memphis (Feb. 27)</b>	<b>Stutts</b>	<b>0</b>	<b>2</b>	<b>1</b>	<b>2-0</b>	<b>0-1</b>	<b>W, 11-2</b>
13	Destiny Harris [2]	Memphis (Feb. 27)	Chavez	1	4	1	1-0	9-2	W, 11-2
14	Maci Bergeron [1]	Memphis (Feb. 28)	Caton	1	6	2	0-0	5-0	W, 7-0
15	Maci Bergeron [2]	at No. 1 Tennessee (March 7)	Nuwer	2	1	0	3-2	1-0	L, 11-6
16	Jalia Lassiter [2]	at No. 1 Tennessee (March 7)	Rutan	0	5	1	2-0	4-7	L, 11-6
17	Char Lorenz [4]	at No. 1 Tennessee (March 7)	Rutan	0	5	2	0-0	5-7	L, 11-6
<b>18</b>	<b>Rylie Johnson [1]&amp;</b>	<b>at No. 1 Tennessee (March 8)</b>	<b>Hardenburger</b>	<b>0</b>	<b>3</b>	<b>0</b>	<b>1-0</b>	<b>0-0</b>	<b>L, 8-5</b>
19	Jalia Lassiter [3]	at No. 1 Tennessee (March 8)	Mardjetko	1	3	0	0-2	1-0	L, 8-5
20	Avery Hodge [1]	at Nicholls (March 10)	Paden	2	4	1	2-2	3-1	W, 12-2
21	Tori Edwards [5]	No. 16 Texas A&M (March 15)	Peters	0	6	1	2-0	0-3	L, 3-2
22	Alix Franklin [2]	No. 16 Texas A&M (March 16)	Lessentine	0	2	2	3-2	0-0	W, 7-2
<b>23</b>	<b>Kylee Edwards [2]</b>	<b>at No. 21/24 South Carolina (March 20)</b>	<b>Heard</b>	<b>1</b>	<b>5</b>	<b>0</b>	<b>1-2</b>	<b>3-3</b>	<b>L, 6-5</b>
24	Jalia Lassiter [4]&	Louisiana Tech (March 24)	Fidge	0	2	0	2-0	4-0	W, 9-0
25	Tori Edwards [6]	Louisiana Tech (March 24)	Fidge	0	2	1	2-0	5-0	W, 9-0
26	Kylee Edwards [3]	Louisiana Tech (March 24)	Campos	1	2	1	0-0	6-0	W, 9-0
<b>27</b>	<b>Jalia Lassiter [5]</b>	<b>No. 5/3 Oklahoma (March 27)</b>	<b>Lowry</b>	<b>0</b>	<b>3</b>	<b>1</b>	<b>1-0</b>	<b>0-0</b>	<b>L, 3-2</b>
28	Kylee Edwards [4]	No. 5/3 Oklahoma (March 28)	Parker	1	4	0	1-0	1-0	W, 3-1
29	Kylee Edwards [5]&*	No. 5/3 Oklahoma (March 29)	Guachino	0	2	0	3-2	0-4	L, 8-4
30	Char Lorenz [5]*	No. 5/3 Oklahoma (March 29)	Guachino	0	2	0	0-0	1-4	L, 8-4
31	Kylee Edwards [6]&	No. 5/3 Oklahoma (March 29)	Guachino	0	6	0	0-2	2-8	L, 8-4
32	Tori Edwards [7]	at Missouri (April 2)	Harrison	1	6	0	2-2	2-0	W, 9-1
33	Kylee Edwards [7]	at Missouri (April 2)	Donahue	1	6	2	1-1	7-0	W, 9-1
34	Tori Edwards [8]&	at Missouri (April 3)	McCann	0	2	0	1-0	0-3	W, 16-4
<b>35</b>	<b>Kylee Edwards [8]</b>	<b>at Missouri (April 3)</b>	<b>McCann</b>	<b>1</b>	<b>3</b>	<b>0</b>	<b>0-0</b>	<b>1-3</b>	<b>W, 16-4</b>
36	Alix Franklin [3]	at Missouri (April 3)	McCann	1	4	1	2-1	4-3	W, 16-4
37	Jalia Lassiter [6]	at Missouri (April 3)	Touchet	1	6	1	0-1	9-4	W, 16-4
38	Rylie Johnson [2]&	Central Arkansas (April 7)	Runner	0	4	0	0-0	3-1	W, 9-1
39	Sierra Daniel [1]	Central Arkansas (April 7)	Crowder	1	6	0	3-1	5-1	W, 9-1
<b>40</b>	<b>Sierra Daniel [2]</b>	<b>No. 12/11 Arizona (April 10)</b>	<b>Berry</b>	<b>2</b>	<b>3</b>	<b>0</b>	<b>0-0</b>	<b>0-1</b>	<b>W, 4-1</b>
41	Jalia Lassiter [7]	at UL Lafayette (April 14)	Noble	1	2	1	1-0	3-0	W, 8-0
42	Char Lorenz [6]	at UL Lafayette (April 14)	Hoover	1	4	1	1-2	6-0	W, 8-0
<b>43</b>	<b>Kylee Edwards [9]</b>	<b>Ole Miss (April 17)</b>	<b>Boyer</b>	<b>0</b>	<b>1</b>	<b>2</b>	<b>1-2</b>	<b>0-0</b>	<b>W, 6-4</b>
<b>44</b>	<b>Tori Edwards [9]</b>	<b>Ole Miss (April 17)</b>	<b>Boyer</b>	<b>3</b>	<b>6</b>	<b>2</b>	<b>1-0</b>	<b>2-4</b>	<b>W, 6-4</b>
<b>45</b>	<b>Tori Edwards [10]&amp;</b>	<b>Ole Miss (April 19)</b>	<b>Boyer</b>	<b>0</b>	<b>5</b>	<b>0</b>	<b>1-0</b>	<b>4-5</b>	<b>W, 8-5</b>
46	Tori Edwards [11]	Ole Miss (April 19)	Boyer	0	6	2	3-2	7-5	W, 8-5
<b>47</b>	<b>Sierra Daniel [3]</b>	<b>at Mississippi St. (April 25)</b>	<b>Goold</b>	<b>0</b>	<b>1</b>	<b>1</b>	<b>1-1</b>	<b>0-0</b>	<b>L, 5-2</b>
<b>48</b>	<b>Kylee Edwards [10]</b>	<b>at Mississippi St. (April 26)</b>	<b>Faircloth</b>	<b>1</b>	<b>1</b>	<b>1</b>	<b>1-2</b>	<b>0-0</b>	<b>W, 5-3</b>
<b>49</b>	<b>Tori Edwards [12]</b>	<b>at Mississippi St. (April 26)</b>	<b>Goold</b>	<b>1</b>	<b>6</b>	<b>1</b>	<b>0-0</b>	<b>3-3</b>	<b>W, 5-3</b>
50	Jalia Lassiter [8]	McNeese (April 28)	Schexnayder	1	2	2	2-0	10-0	W, 16-0
51	Alix Franklin [4]	Auburn (May 2)	Butler	3	3	1	2-1	8-0	W, 25-0
52	Jada Phillips [1]	Auburn (May 2)	Geurin	1	3	2	2-1	13-0	W, 25-0
<b>53</b>	<b>Alix Franklin [5]</b>	<b>Auburn (May 2)</b>	<b>Harrison</b>	<b>1</b>	<b>1</b>	<b>2</b>	<b>0-1</b>	<b>0-0</b>	<b>W, 7-2</b>

**Bold represents game tying or go-ahead home run**

**\*Back-to-Back Home Runs**

**& Leadoff Home Run**

## 2026 TEAM GAME-BY-GAME BATTING

Date	Opponent	ab	r	h	rbi	2b	3b	hr	tb	bb	ibb	sb	cs	hbp	sac	sf	gdp	k	po	a	e	lob	avg
Feb 05	NC STATE	23	11	10	10	3	2	0	17	5	0	1	0	0	0	1	0	2	15	3	1	6	.435
Feb 06	NEVADA	24	6	6	6	3	0	1	12	6	0	2	0	0	0	0	0	4	21	7	0	6	.340
Feb 06	NC STATE	29	7	9	5	1	1	2	18	7	0	3	0	1	0	0	0	4	21	5	0	10	.329
Feb 07	NEVADA	19	8	3	6	1	0	0	4	9	0	0	0	2	1	0	0	6	18	2	0	7	.295
Feb 08	ILLINOIS	18	9	5	7	0	0	1	8	7	0	9	0	1	0	1	0	3	15	10	1	6	.292
Feb 08	LAMAR	21	8	9	8	3	2	1	19	5	0	4	0	1	0	1	0	2	15	7	0	6	.313
Feb 12	vs Nebraska	27	0	6	0	1	0	0	7	1	0	1	0	0	0	0	0	11	21	3	3	7	.298
Feb 12	vs Oklahoma St	31	9	8	6	0	1	1	13	2	0	2	0	1	0	0	0	5	21	10	1	4	.292
Feb 13	vs Duke	27	3	6	3	1	1	1	12	5	0	0	0	0	0	0	0	3	21	6	2	8	.283
Feb 14	vs UCF	27	1	8	1	0	0	0	8	3	0	0	1	0	0	0	0	3	21	8	2	8	.285
Feb 15	vs UCLA	20	0	3	0	0	1	0	5	2	0	0	0	0	0	0	1	4	16	8	1	4	.274
Feb 17	SOUTH ALABAMA	20	10	7	6	0	1	0	9	8	0	5	0	3	0	0	0	2	15	10	0	9	.280
Feb 20	MICHIGAN ST	20	9	7	6	1	0	0	8	5	0	3	0	3	0	1	0	4	15	2	0	8	.284
Feb 21	ULL	39	2	10	2	1	2	0	15	5	0	1	0	0	0	0	0	6	30	10	1	13	.281
Feb 21	MICHIGAN ST	24	5	6	4	0	0	2	12	7	0	2	0	0	0	1	0	1	21	6	0	9	.279
Feb 22	HOWARD	24	1	5	1	0	0	0	5	2	0	0	0	1	0	0	0	1	21	7	1	8	.275
Feb 24	at McNeese	30	9	10	8	1	0	2	17	11	0	0	1	0	0	0	0	2	21	5	0	11	.279
Feb 27	NICHOLLS	21	3	5	3	1	0	0	6	5	0	2	0	2	0	0	0	3	21	4	0	7	.277
Feb 27	MEMPHIS	19	11	6	8	2	0	2	14	8	0	1	0	1	0	0	0	1	15	10	0	5	.279
Feb 28	IOWA	23	5	6	5	3	0	0	9	4	0	0	0	1	1	0	0	1	21	3	1	6	.278
Feb 28	MEMPHIS	21	7	4	5	2	0	1	9	11	0	5	0	1	0	0	1	1	21	4	0	8	.274
*Mar 06	at Tennessee	24	0	4	0	0	0	0	4	0	0	0	0	0	0	0	0	1	6	18	9	1	.269
*Mar 07	at Tennessee	24	6	5	5	0	0	3	14	3	0	0	1	1	0	0	0	8	18	9	0	1	.267
*Mar 08	at Tennessee	28	5	6	5	1	0	2	13	6	0	1	0	0	0	0	0	2	20	5	1	8	.264
Mar 10	at Nicholls	35	12	14	12	3	2	1	24	4	0	1	0	3	0	0	0	5	21	7	1	9	.272
*Mar 14	TEXAS A&M	25	2	4	2	0	0	0	4	3	0	0	0	0	0	0	0	4	21	3	2	5	.267
*Mar 15	TEXAS A&M	23	2	3	2	0	0	1	6	3	0	0	0	3	1	0	0	7	21	10	2	7	.263
*Mar 16	TEXAS A&M	26	7	8	6	1	0	1	12	5	0	2	1	1	0	0	0	8	21	2	2	7	.264
*Mar 20	at South Carolina	48	5	11	5	4	1	1	20	6	1	0	0	0	0	0	0	10	35	11	0	13	.262
*Mar 21	at South Carolina	30	5	9	4	3	1	0	14	4	0	3	0	0	0	0	0	5	21	9	0	8	.264
*Mar 22	at South Carolina	23	2	2	2	1	0	0	3	3	0	0	0	1	1	0	0	9	21	5	0	5	.259
Mar 24	LOUISIANA TECH	21	9	8	9	2	0	3	19	4	0	0	0	0	0	1	0	0	15	3	0	5	.262
*Mar 27	OKLAHOMA	29	2	6	2	0	0	1	9	6	0	0	0	0	1	0	0	5	24	5	0	10	.260
*Mar 28	OKLAHOMA	21	3	5	3	0	0	1	8	3	0	1	0	0	0	1	0	4	21	6	1	4	.259
*Mar 29	OKLAHOMA	28	4	7	4	1	0	3	17	3	0	0	0	1	0	0	0	11	21	5	0	7	.259
*Apr 02	at Missouri	28	9	9	9	0	0	2	15	3	0	1	0	0	0	0	0	4	18	2	1	4	.261
*Apr 03	at Missouri	38	16	15	16	3	1	4	32	11	0	0	0	0	0	0	0	6	21	12	0	12	.266
*Apr 04	at Missouri	23	0	4	0	0	0	0	4	2	0	0	0	0	0	0	0	3	18	5	0	4	.264
Apr 07	CENTRAL ARK	27	9	11	9	5	0	2	22	6	0	2	0	0	0	0	0	1	18	5	0	9	.268
Apr 10	ARIZONA	20	4	5	4	2	0	1	10	5	0	0	1	0	1	0	0	4	21	6	2	4	.268
Apr 11	ARIZONA	20	3	3	3	0	1	0	5	3	0	0	0	3	0	1	0	0	21	10	1	6	.265
Apr 12	ARIZONA	26	2	8	2	0	0	0	8	2	0	0	0	1	1	0	1	1	21	10	0	7	.266
Apr 14	at ULL	22	8	6	8	0	0	2	12	7	0	0	0	1	0	0	0	0	15	7	0	7	.266
*Apr 17	OLE MISS	23	6	8	6	0	0	2	14	11	0	0	2	0	0	0	0	5	21	7	1	10	.268
*Apr 18	OLE MISS	27	7	10	6	4	0	0	14	5	0	0	0	1	0	0	0	1	21	9	0	8	.271
*Apr 19	OLE MISS	30	8	11	5	1	1	2	20	4	0	0	0	1	0	0	1	4	21	7	1	9	.273
*Apr 24	at Mississippi State	25	3	5	2	2	0	0	7	6	0	0	0	2	0	0	0	11	18	3	2	9	.271
*Apr 25	at Mississippi State	28	2	7	2	0	0	1	10	2	0	0	0	1	0	0	0	11	18	3	1	8	.271
*Apr 26	at Mississippi State	26	5	7	5	0	0	2	13	2	0	0	0	1	1	0	0	6	21	11	0	4	.271
Apr 28	MCNEESE	25	16	14	14	3	0	1	20	6	0	0	0	1	0	1	0	2	15	9	1	5	.277
*Apr 30	AUBURN	24	3	6	2	0	0	0	6	2	0	0	0	1	2	0	0	5	21	6	1	8	.276
*May 02	AUBURN	36	25	24	22	5	0	2	35	2	0	0	0	2	0	1	0	2	15	1	0	4	.287
*May 02	AUBURN	29	7	12	6	3	0	1	18	2	0	0	0	1	1	0	1	3	21	5	0	8	.289
Totals		1369	321	396	282	68	18	53	659	252	1	52	7	44	11	10	6	222	1049	337	35	374	.289

## 2026 TEAM GAME-BY-GAME PITCHING

Date	Opponent	ip	h	r	er	bb	so	2b	3b	hr	wp	bk	hbp	dp	ibb	score	w-l	sv	era
Feb 05	NC STATE	5.0	2	3	3	3	10	0	0	1	3	0	2	0	0	11-3	1-0	0	4.20
Feb 06	NEVADA	7.0	8	2	2	2	5	1	0	1	2	0	0	1	0	6-2	2-0	0	2.92
Feb 06	NC STATE	7.0	8	5	5	4	7	1	0	0	0	0	0	0	0	7-5	3-0	0	3.68
Feb 07	NEVADA	6.0	7	0	0	3	7	1	0	0	1	0	1	1	0	8-0	4-0	0	2.80
Feb 08	ILLINOIS	5.0	7	1	0	0	1	1	0	0	0	0	1	1	0	9-1	5-0	0	2.33
Feb 08	LAMAR	5.0	1	0	0	0	4	1	0	0	0	0	1	0	0	8-0	6-0	0	2.00
Feb 12	vs Nebraska	7.0	8	6	2	1	2	4	0	0	1	0	1	1	0	0-6	6-1	0	2.00
Feb 12	vs Oklahoma St	7.0	7	4	4	2	3	3	0	0	0	0	0	2	0	9-4	7-1	0	2.29
Feb 13	vs Duke	7.0	10	5	5	4	5	0	1	0	1	0	4	0	0	3-5	7-2	0	2.62
Feb 14	vs UCF	7.0	11	5	2	3	7	1	0	1	0	0	0	2	0	1-5	7-3	0	2.56
Feb 15	vs UCLA	5.1	11	8	7	3	5	5	0	1	1	0	3	0	1	0-8	7-4	0	3.07
Feb 17	SOUTH ALABAMA	5.0	5	2	2	3	2	0	0	0	0	0	0	2	0	10-2	8-4	0	3.05
Feb 20	MICHIGAN ST	5.0	3	0	0	4	4	0	0	0	2	0	0	0	0	9-0	9-4	0	2.86
Feb 21	ULL	10.0	5	1	0	0	6	1	1	0	0	0	1	0	0	2-1	10-4	0	2.54
Feb 21	MICHIGAN ST	7.0	7	4	4	3	7	1	0	0	0	0	2	1	0	5-4	11-4	0	2.64
Feb 22	HOWARD	7.0	1	0	0	1	4	0	0	0	0	0	0	1	0	1-0	12-4	1	2.46
Feb 24	at McNeese	7.0	6	3	3	7	11	2	0	1	2	0	0	2	0	9-3	13-4	1	2.50
Feb 27	NICHOLLS	7.0	1	1	1	1	4	0	0	0	0	0	2	0	0	3-1	14-4	2	2.41
Feb 27	MEMPHIS	5.0	4	2	2	2	3	1	0	0	1	0	1	1	0	11-2	15-4	2	2.42
Feb 28	IOWA	7.0	4	3	3	3	2	1	0	0	1	0	0	0	0	5-3	16-4	2	2.45
Feb 28	MEMPHIS	7.0	2	0	0	2	9	0	0	0	0	0	1	0	0	7-0	17-4	2	2.33
*Mar 06	at Tennessee	6.0	9	5	3	1	1	1	0	2	1	0	1	0	0	0-5	17-5	2	2.38
*Mar 07	at Tennessee	6.0	14	11	11	3	1	1	0	4	0	0	0	1	0	6-11	17-6	2	2.80
*Mar 08	at Tennessee	6.2	8	8	7	5	4	2	0	3	0	0	1	0	0	5-8	17-7	2	3.00
Mar 10	at Nicholls	7.0	3	2	2	2	4	2	0	0	0	0	0	0	0	12-2	18-7	2	2.96
*Mar 14	TEXAS A&M	7.0	5	7	5	6	6	1	0	2	1	0	0	0	0	2-7	18-8	2	3.04
*Mar 15	TEXAS A&M	7.0	6	3	3	0	6	0	0	1	0	0	0	1	0	2-3	18-9	2	3.04
*Mar 16	TEXAS A&M	7.0	5	2	1	5	6	1	0	0	0	0	0	0	0	7-2	19-9	2	2.96
*Mar 20	at South Carolina	11.2	15	6	6	1	9	1	0	2	1	0	2	1	0	5-6	19-10	2	3.00
*Mar 21	at South Carolina	7.0	8	1	1	0	2	0	0	1	1	0	0	1	0	5-1	20-10	2	2.93
*Mar 22	at South Carolina	7.0	2	1	1	3	5	0	0	1	1	0	0	0	0	2-1	21-10	2	2.87
Mar 24	LOUISIANA TECH	5.0	2	0	0	2	10	0	0	0	0	0	1	1	0	9-0	22-10	2	2.80
*Mar 27	OKLAHOMA	8.0	10	3	3	1	4	1	0	0	0	0	1	0	0	2-3	22-11	2	2.79
*Mar 28	OKLAHOMA	7.0	2	1	0	2	4	0	0	0	1	0	2	0	0	3-1	23-11	2	2.71
*Mar 29	OKLAHOMA	7.0	10	8	8	1	4	1	0	4	1	0	2	0	0	4-8	23-12	2	2.86
*Apr 02	at Missouri	6.0	5	1	1	5	11	0	0	0	0	0	0	0	0	9-1	24-12	2	2.82
*Apr 03	at Missouri	7.0	5	4	4	2	2	1	0	1	1	0	0	0	0	16-4	25-12	2	2.85
*Apr 04	at Missouri	6.0	4	1	1	4	5	0	0	0	0	0	1	0	0	0-1	25-13	2	2.81
Apr 07	CENTRAL ARK	6.0	3	1	1	5	8	1	0	1	0	0	0	0	0	9-1	26-13	2	2.78
Apr 10	ARIZONA	7.0	5	1	0	2	3	0	0	0	0	0	0	0	0	4-1	27-13	2	2.70
Apr 11	ARIZONA	7.0	7	1	0	1	3	1	0	0	0	0	0	0	0	3-1	28-13	2	2.63
Apr 12	ARIZONA	7.0	4	4	4	4	6	1	0	1	1	0	0	0	0	2-4	28-14	2	2.67
Apr 14	at ULL	5.0	0	0	0	2	2	0	0	0	0	0	0	0	0	8-0	29-14	2	2.62
*Apr 17	OLE MISS	7.0	7	4	3	2	4	0	0	2	0	0	0	0	0	6-4	30-14	3	2.63
*Apr 18	OLE MISS	7.0	5	6	6	8	5	1	0	1	4	0	1	0	0	7-6	31-14	3	2.71
*Apr 19	OLE MISS	7.0	8	5	5	5	4	0	0	4	0	0	1	1	0	8-5	32-14	3	2.76
*Apr 24	at Mississippi State	6.0	6	5	4	3	1	2	0	1	0	0	1	0	0	3-5	32-15	3	2.80
*Apr 25	at Mississippi State	6.0	8	5	4	1	5	0	0	2	0	0	0	0	0	2-5	32-16	3	2.83
*Apr 26	at Mississippi State	7.0	6	3	3	2	2	2	0	1	0	0	0	3	0	5-3	33-16	3	2.84
Apr 28	MCNEESE	5.0	1	0	0	2	2	0	0	0	0	0	1	0	0	16-0	34-16	3	2.79
*Apr 30	AUBURN	7.0	4	0	0	2	9	1	0	0	0	0	0	1	0	3-0	35-16	3	2.74
*May 02	AUBURN	5.0	3	0	0	3	5	0	0	0	0	0	2	0	0	25-0	36-16	3	2.70
*May 02	AUBURN	7.0	5	2	2	1	7	1	0	2	0	0	0	0	0	7-2	37-16	3	2.68
Totals		349.2	303	156	134	137	258	46	2	41	28	0	37	25	1	321-156	37-16	3	2.68

# TIGER FINDINGS: PLAYER FACTS

## NO. 00 JAYDEN HEAVENER

Aspires to have a job in radiology...majoring in sports administration...on her bucket list includes bungee jumping and swimming with sharks...is an avid sneaker head...would have selected Kobe Bryant as a mentor...favorite sport outside of softball is volleyball...would like to learn how to tumble...her favorite fictional character is Elsa from Frozen.

## NO. 1 ALLY HUTCHINS

Aspires to be a doctor...majoring in biology...would like to live in Boston...would not want just one mentor, rather would like to pull from a multitude of people to be the best she can be...her favorite sport outside of softball is volleyball...was one belt shy of becoming a black belt in Tae Kwon Do.

## NO. 2 MADDOX MCKEE

A sports administration major...if she does well in a game, she must have her hair done the same way for the next game and eat the same things...some items on her bucket list include skydiving, riding in a hot air balloon and seeing the Northern Lights...if she could pick anyone to be her mentor, it would be Carlos Correa...fun fact, she has an extra vertebrae in her back...favorite sport outside of softball is volleyball...loves pandas and sea turtles...if she could be a fictional character she would be Moana.

## NO. 4 GRADIE APPLING

Wants to be a large animal veterinarian...majoring in animal science...wants to visit Hawaii and Jamaica, and wants to see Hamilton on Broadway...would like Muhammad Ali because they are birthday twins (January 17) and he is the greatest...she is the only child...her favorite sport outside of softball is basketball...would like to learn how to surf.

## NO. 7 JALIA LASSITER

Interested in becoming an ESPN broadcaster, be in real estate and/or work in forensics...majoring in sociology with a minor in broadcasting...wants to go to Jamaica and visit New York during Christmas...would have liked to have Pete Rose as a mentor...loves to hunt and enjoys being outdoors...favorite sports out of softball is basketball, track and volleyball...black panthers are her favorite type of animals...if she could be any fictional character it would be Spiderman.

## NO. 8 CALI DEAL

Desires to have a career as a physical therapist...majoring in kinesiology...Although she would entertain the thought of Hawaii, she would rather remain living in her home state of Louisiana...her hometown, Quitman, has around 300 residents according to recent surveys...items on her bucket list include riding a camel in Egypt, visiting Greece and spending Christmas in New York...would have liked Kobe Bryant as mentor due to his mentality towards sports...favorite sport outside of softball is basketball...would like to learn how to sing.

## NO. 10 RYLIE JOHNSON

Wants to be an attorney or political figure...majoring in political communications...wants to visit Greece and Wales...would like to live in Montana...Jesus is her mentor...enjoys going to bed early so that she can wake up early...favorite sport outside of softball is basketball...wants to learn how to juggle.

## NO. 11 LAURYN SOEKEN

Interested in becoming an aesthetic nurse...majoring in biological sciences...wants to live in Florida...has skydiving, riding in a helicopter, horseback riding in the Grand Canyon, and going to Italy as items on her bucket list...would have liked to have David from the Bible as her mentor. He demonstrated that public confidence must come from a personal relationship with God and confidence important in not just sports, but in society...she loves to ride horses...favorite sports outside of softball is volleyball, but is interested in learning how to golf.

## NO. 12 MACI BERGERON

Majoring in finance and wants to be a CFO of a company...she is left handed, but plays sports right handed...wants to visit Bora Bora, Italy and Maldives...also wants to go to a MLB World Series with her dad...would love for Nick Saban to be her mentor... her favorite sport outside of softball is volleyball...if she could learn any skill, it would be how to fly a plane and surfing.

## NO. 14 ASHLIN MOWERY

Aspires to be a physical therapist...studying kinesiology...would love to live in Greece...a couple of items on her bucket list is to go skydiving and learn how to do a backflip...credits her father as her biggest mentor ...played piano for three years as a kid...favorite sport outside of softball is baseball and football...if she could learn any skill, it would be sign language or photography.

## NO. 15 JADYN LANEUX

Wants to be a Sports Nutritionist...majoring in kinesiology...superstition pet peeve is when people split poles...being a runway model and going to the Amazon Rainforest are on her bucket list...would love Kobe Bryant to be her mentor...took two years of American sign language in high school...outside of softball, her favorite sport to play is volleyball and likes to watch is gymnastics...if she could learn a skill, it would be to become fluent in Spanish... as a fictional character, she would like to be Black Widow from Marvel.

## NO. 17 PAYTN MONTICELLI

Studying broadcast journalism with a dream of working at ESPN as a play-by-play analyst...would love to live in Cambridge, England...was born on a Royal Airforce Base in Lakenheath, England...on her bucket list is skydiving, seeing the 7 Wonders of the World, and visiting all of the National Parks...would like to be mentored by Michael Jordan...favorite sport outside of softball is volleyball...wants to learn how to do a backflip.

## NO. 18 TATUM CLOPTON

Wants to be a Lawyer and eventually a Judge...majoring in philosophy pre-law...is not superstitious, believes everything is already planned by God...items on her bucket list include running a marathon, visit all 50 states and visit every National Park...if she could pick anyone to be her mentor, it would be Queen Esther from the Bible and ask her advice on trust and faithfulness while honoring God's plan and timing...wears No. 18 because it was her mom's high school number that is retired. Her mom was a pitcher at Kansas...favorite sport outside of softball is hockey...favorite type of animal is an elephant...would like to learn how to weld and how to fix cars from nothing...if she could be a fictional character it would be Elizabeth Bennet from Pride and Prejudice.

## NO. 20 ALIX FRANKLIN

Desires to be a clinical psychologist...majoring in psychology...wants to go on mission trips and travel to Bora Bora...if she could, she would have The Apostle Paul be her mentor...she already has a baking business...favorite sports outside of softball is basketball...if she could be a fictional character it would be The Flash.

## NO. 21 CECE CELLURA

Studying nutrition and would like to be a dietitian for collegiate and professional athletes...if she could live anywhere, it would be the country side of Italy to have land and a farm...is not superstitious, but she does like listening to either house music or rap before games...one item on her bucket list is cage free shark diving...her parents are her greatest mentors...can cook very well...her favorite sports outside of softball is gymnastics...would like to learn how to do hair and nails in order to save money.

## NO. 23 SIERRA DANIEL

Wants to be an event coordinator for a professional team...majoring in sports administration...would like to be mentored by Kobe Bryant...favorite sport outside of softball is basketball...if she could be a fictional character it would be Miley Stewart.

# TIGER FINDINGS: PLAYER FACTS

## NO. 24 CHAR LORENZ

Wants to be an infertility nurse practitioner...majoring in kinesiology...is not sure where she wants to live, but knows she wants a big house with land to put a ball field in the backyard... bucket list items is to travel the world, see the Northern Lights, learn a new language and become a good guitarist...her dad is her biggest mentor...she is a good writer across genres: essays, stories and creative writing...also loves to play Fortnite...other than softball, her favorite sport to play is pickleball and favorite sports to watch is football and college basketball.

## NO. 28 JADA PHILLIPS

Aspires to be a physical therapist...majoring in kinesiology...would like to live abroad...would like Michael Jordan to be her mentor... she can sing...favorite sport outside of softball is basketball...wants to learn how to do a backflip...favorite fictional character is Wonder Woman.

## NO. 33 DESTINY HARRIS

Aspires to be an ultrasound technician...majoring in sports administration with a minor in business...wants to travel outside of the country...would select Kobe Bryant as a mentor...loves building legos...likes women's volleyball outside of softball...would love to learn how to play a whole bunch of instruments...if she could be any fictional character, it would be SpongeBob.

## NO. 42 TORI EDWARDS

Desires to be a Sports Analyst on ESPN...majoring in mass communications with a concentration in journalism and broadcasting...not superstitious, but she does look at a picture of herself playing softball before every game...if she could have any mentor, it would be Kobe Bryant...played AAU basketball until her junior year of high school...she is a certified scuba diver...loves dolphins and Tigers...wants to learn how to tumble...if she could be a fictional character, it would be Tip from Home.

## NO. 44 CI'ELLA PICKETT

Majoring in forensic psychology and aspires to do something that has to do with the study of criminals or crime scenes...desires to live in California or anywhere her family is...on her bucket list is winning the WCWS, becoming an All-American, and traveling to Jamaica and the Bahamas...would select Savannah Jaquish as a mentor. They are from the same area, SJ is a four-time All-American at LSU, and she just has that dawg in her...her favorite sport outside of softball is basketball and she would like to learn how to crochet.

## NO. 67 KYLEE EDWARDS

Wants to own her own business...majoring in interdisciplinary studies...although from the midwest, would like to stay down in the south and acquire land...items on her bucket list includes traveling to the Cayman Islands, go snorkeling and go on a cruise...a true country gal, she uses to barrel race and show livestock in 4-H shows and fairs...favorite sport outside of softball is basketball... would like to become a good cook because she is tired of her taco bowls.

## NO. 82 AVERY HODGE

Wants to have a job in social media marketing or something in sales...majoring in communications...wants to travel to Greece and see the Northern Lights...her mentor is her dad...favorite sport outside of softball is volleyball...hates putting sheets on her bed and folding the fitted sheet...if she could learn a skill it would be playing the harmonica...if she could be a fictional character it would be Katniss Everdeen.



# JAYDEN HEAVENER



Pitcher / Utility · 5-6 · Sophomore · L/L · 1L · Pace, Fla. (Pace HS)

## SINGLE-GAME SEASON HIGHS

Hits	N/A
Doubles	N/A
Triples	N/A
Home Runs	N/A
Total Bases	N/A
RBI's	N/A
Runs Scored	N/A
Walks	N/A
Hit By Pitch	N/A
Sacrifice Flies	N/A
Sac Hits	N/A
At Bats	1, South Alabama (02/17/26)
Stolen Bases	N/A
Innings Pitched	7.1 at #21/24 South Carolina (03/20/26)
Strikeouts	11 at McNeese (02/24/26)
Batters Faced	35 at #1 Tennessee (03/08/26)
Putouts	N/A
Assists	2, Three Times
Runners CS	N/A

## SINGLE-GAME CAREER HIGHS

Hits	N/A
Doubles	N/A
Triples	N/A
Home Runs	N/A
Total Bases	N/A
RBI's	N/A
Runs Scored	N/A
Walks	N/A
Hit By Pitch	N/A
Sacrifice Flies	N/A
Sac Hits	N/A
At Bats	1, South Alabama (02/17/26)
Stolen Bases	N/A
Innings Pitched	7.1 at #21/24 South Carolina (03/20/26)
Strikeouts	13, Charlotte (02/07/25)
Batters Faced	35, at #1 Tennessee (03/08/26) at #8/6 Arkansas (05/02/25)
Putouts	1, at #8/6 Arkansas (05/02/25) at McNeese (04/01/25)
Assists	4, Southeastern La. (05/16/25)
Runners CS	N/A

## Complete bio

### Sophomore Season (2026)

- Threw second career no-hitter at UL Lafayette (April 14).
- Threw a perfect game in her collegiate debut vs. Charlotte (Feb. 7, 2025) and had 13 strikeouts.
- A 2025 NFCA Gulf All-Region Second Team and 2025 All-SEC Second Team selection.
- Allowed 68 hits, which is a program record for fewest in a single season.
- First true left-handed pitcher in program history since 1997-2000.

### 2026 SEASON GAME-BY-GAME

Date	Opponent	Pos	AB	R	H	RBI	2B	3B	HR	BB	SB	CS	HBP	SAC	SF	GDP	K	PO	A	E	Avg
Feb 12	vs Nebraska	*p	0	0	0	0	0	0	0	0	0	0	0	0	0	0	0	0	1	0	.000
Feb 17	SOUTH ALABAMA	ph	1	0	0	0	0	0	0	0	0	0	0	0	0	0	0	0	0	0	.000
Feb 20	MICHIGAN ST	*p	0	0	0	0	0	0	0	0	0	0	0	0	0	0	0	0	1	0	.000
Mar 06	at Tennessee	*p	0	0	0	0	0	0	0	0	0	0	0	0	0	0	0	0	2	1	.000
Mar 08	at Tennessee	*p	0	0	0	0	0	0	0	0	0	0	0	0	0	0	0	0	0	1	.000
Mar 14	TEXAS A&M	*p	0	0	0	0	0	0	0	0	0	0	0	0	0	0	0	0	0	1	.000
Mar 20	at South Carolina	*p	0	0	0	0	0	0	0	0	0	0	0	0	0	0	0	0	0	1	.000
Mar 22	at South Carolina	*p	0	0	0	0	0	0	0	0	0	0	0	0	0	0	0	0	0	1	.000
Mar 27	OKLAHOMA	p	0	0	0	0	0	0	0	0	0	0	0	0	0	0	0	0	0	1	.000
Mar 29	OKLAHOMA	p	0	0	0	0	0	0	0	0	0	0	0	0	0	0	0	0	0	1	.000
Apr 10	ARIZONA	*p	0	0	0	0	0	0	0	0	0	0	0	0	0	0	0	0	2	1	.000
Apr 12	ARIZONA	*p	0	0	0	0	0	0	0	0	0	0	0	0	0	0	0	0	0	1	.000
Apr 14	at ULL	*p	0	0	0	0	0	0	0	0	0	0	0	0	0	0	0	0	2	0	.000
Apr 18	OLE MISS	*p	0	0	0	0	0	0	0	0	0	0	0	0	0	0	0	0	1	0	.000
Totals		9gs	1	0	0	0	0	0	0	0	0	0	0	0	0	0	0	0	16	2	.000

On base pct. .000 · Slugging pct. .000

### #0 Jayden Heavener - 28 appearances (All games)

Date	Opponent	GS	IP	H	R	ER	BB	SO	2B	3B	HR	WP	BK	HBP	IBB	Score	W-L	Sv	ERA	NP
Feb 05	NC STATE	*	5.0	2	3	3	3	10	0	0	1	3	0	2	0	11-3	1-0	0	4.20	98
Feb 07	NEVADA	*	6.0	7	0	0	3	7	1	0	0	1	0	0	0	8-0	2-0	0	1.91	118
Feb 12	vs Nebraska	*	3.2	4	5	1	1	1	2	0	0	1	0	1	0	0-6	2-1	0	1.91	67
Feb 13	vs Duke	*	7.0	10	5	5	4	5	0	1	0	1	0	4	0	3-5	2-2	0	2.91	135
Feb 15	vs UCLA	*	2.0	1	2	1	2	3	0	0	1	0	0	2	1	0-8	2-2	0	2.96	48
Feb 20	MICHIGAN ST	*	5.0	3	0	0	4	4	0	0	0	2	0	0	0	9-0	3-2	0	2.44	87
Feb 21	ULL	*	2.0	0	0	0	0	3	0	0	0	0	0	1	0	2-1	4-2	0	2.28	29
Feb 24	at McNeese	*	7.0	6	3	3	7	11	2	0	1	2	0	0	0	9-3	5-2	0	2.42	156
Feb 27	NICHOLLS	*	2.0	0	0	0	1	2	0	0	0	0	0	0	0	3-1	5-2	1	2.29	31
Feb 28	IOWA	*	7.0	4	3	3	3	2	1	0	0	1	0	0	0	5-3	6-2	1	2.40	88
Mar 06	at Tennessee	*	6.0	9	5	3	1	1	1	1	0	2	1	0	1	0-5	6-3	1	2.53	98
Mar 08	at Tennessee	*	6.2	8	8	7	5	4	2	0	3	0	0	1	0	5-8	6-4	1	3.07	157
Mar 14	TEXAS A&M	*	4.0	4	5	3	5	4	1	0	1	1	0	0	0	2-7	6-5	1	3.21	95
Mar 20	at South Carolina	*	7.1	6	1	1	0	6	1	0	0	1	0	1	0	5-6	6-6	1	2.97	111
Mar 22	at South Carolina	*	7.0	2	1	1	3	5	0	0	1	1	0	0	0	2-1	7-6	1	2.79	103
Mar 27	OKLAHOMA	*	1.0	0	0	0	1	1	0	0	0	0	0	0	1	2-3	7-6	1	2.76	15
Mar 28	OKLAHOMA	*	7.0	2	1	0	2	4	0	0	0	1	0	2	0	3-1	8-6	1	2.53	99
Mar 29	OKLAHOMA	*	5.2	7	5	5	1	3	0	0	2	1	0	2	0	4-8	8-6	1	2.76	99
Apr 02	at Missouri	*	6.0	5	1	1	5	11	0	0	0	0	0	0	0	9-1	9-6	1	2.66	133
Apr 04	at Missouri	*	2.0	0	0	0	1	2	0	0	0	0	0	1	0	0-1	9-6	1	2.61	39
Apr 10	ARIZONA	*	7.0	5	1	0	2	3	0	0	0	0	0	0	0	4-1	10-6	1	2.44	96
Apr 12	ARIZONA	*	0.1	1	1	1	1	0	1	0	0	1	0	0	0	2-4	10-6	1	2.49	8
Apr 14	at ULL	*	5.0	0	0	0	2	2	0	0	0	0	0	0	0	8-0	11-6	1	2.38	68
Apr 17	OLE MISS	*	0.2	0	0	0	0	2	0	0	0	0	0	0	0	6-4	11-6	2	2.37	7
Apr 18	OLE MISS	*	2.0	2	4	4	5	1	1	0	1	1	0	0	0	7-6	11-6	2	2.57	56
Apr 19	OLE MISS	*	1.0	2	2	2	4	1	0	0	1	0	0	0	0	8-5	11-6	2	2.67	40
Apr 24	at Mississippi State	*	2.2	4	3	3	2	1	2	0	1	0	0	1	0	3-5	11-7	2	2.79	58
May 02	AUBURN-1	*	5.0	3	0	0	3	5	0	0	0	0	0	2	0	25-0	12-7	2	2.67	94
Totals			19	123.0	97	59	47	71	104	15	1	15	19	0	23	1145-96	12-7	2	2.67	-

## HEAVENER'S CAREER STATS

Year	avg	gp-gs	ab	r	h	2b	3b	hr	rbi	tb	slg%	bb	hbp	so	gdp	ob%	sf	sh	sb-att	po	a	e	fld%
2025	.000	0-0	0	0	0	0	0	0	0	0	.000	0	0	0	0	.000	0	0	0-0	2	16	1	.947
2026	.000	1-0	1	0	0	0	0	0	0	0	.000	0	0	0	0	.000	0	0	0-0	0	16	2	.889
TOTAL	.000	1-0	1	0	0	0	0	0	0	0	.000	0	0	0	0	.000	0	0	0-0	2	32	3	.919

Year	era	w-l	app	gs	cg	sho	sv	ip	h	r	er	bb	so	2b	3b	hr	bf	bavg	wp	hbp	bk	sfa	sha
2025	2.75	13-5	25	21	11	5/0	1	119.2	68	52	47	77	152	6	0	9	530	.164	15	27	0	2	10
2026	2.67	12-7	28	19	14	4/0	2	123.0	97	59	47	71	104	15	1	15	560	.215	19	23	0	8	6
TOTAL	2.71	25-12	53	40	25	9/0	3	242.2	165	111	94	148	256	21	1	24	1090	.191	34	50	0	10	16



# ALLY HUTCHINS

# 1

Infield • 5-10 • Junior • R/R • TR • Paducah, Ky. (Kentucky)

## SINGLE-GAME SEASON HIGHS

Hits	2, Three Times
Doubles	1, Five Times
Triples	N/A
Home Runs	1, NC State (02/06/26)
Total Bases	4, NC State (02/06/26)
RBIs	3, Nevada (02/06/26)
Runs Scored	2, Michigan St. (02/20/26) NC State (02/06/26)
Walks	3 at McNeese (02/24/26)
Hit By Pitch	1, Michigan St. (02/20/26)
Sacrifice Flies	1, Illinois (02/08/26)
Sac Hits	N/A
At Bats	5, UL Lafayette (02/21/26)
Stolen Bases	N/A
Putouts	2, Three Times
Assists	4, Lamar (02/08/26)

## SINGLE-GAME CAREER HIGHS

Hits	3, Missouri (03/08/25)*
Doubles	1, 12 Times*
Triples	1 vs. #8 Duke (02/09/25)* vs. Wisconsin (02/15/24)*
Home Runs	1, 13 Times*
Total Bases	6, Missouri (03/08/25)*
RBIs	3, Four Times*
Runs Scored	3 at Western Ky. (02/28/25)* at Georgia Tech (02/22/25)*
Walks	3 at McNeese (02/24/26) at Georgia Tech (02/22/25)*
Hit By Pitch	1, Four Times*
Sacrifice Flies	1, Illinois (02/08/26) #7 Georgia (04/14/24)*
Sac Hits	1, Nine Times*
At Bats	5, UL Lafayette (02/21/26) vs. #14 North Carolina (02/15/24)*
Stolen Bases	1, Five Times*
Putouts	4 at Boston (04/11/25)*
Assists	4, Lamar (02/08/26)

\* Includes games played at Kentucky

## Complete bio

### Junior Season (2026)

- Logged hits in five of eight games (six total) from April 12-24.
- Hit her 10th career double in game one vs. Arizona (April 10) and had two hits in the series.
- Recorded a multi-hit game in season opener and hit a home run in her third game, both against NC State.
- Logged a career-high four assists vs. Lamar (Feb. 8), her only game at third base during opening weekend.
- Appeared in all 58 games last season at Kentucky at the hot corner.
- Batted .285 on 45 hits, including six home runs, and had 41 runs and 19 RBI last season.

### 2026 SEASON GAME-BY-GAME

Date	Opponent	Pos	AB	R	H	RBI	2B	3B	HR	BB	SB	CS	HBP	SAC	SF	GDP	K	PO	A	E	Av	
Feb 05	NC STATE	*dh	3	1	2	0	0	0	0	0	0	0	0	0	0	0	0	0	0	0	0	.667
Feb 06	NEVADA	*dh	2	0	1	3	1	0	0	1	0	0	0	0	0	0	0	0	0	0	0	.600
Feb 06	NC STATE	*dh	2	2	1	1	0	0	1	2	0	0	0	0	0	0	0	0	0	0	0	.571
Feb 07	NEVADA	*dh	1	1	0	0	0	0	0	2	0	0	0	0	0	0	0	1	0	0	0	.500
Feb 08	ILLINOIS	*dh	2	0	0	1	0	0	0	0	0	0	0	0	1	0	1	0	0	0	0	.400
Feb 08	LAMAR	*3b	2	0	0	0	0	0	0	1	0	0	0	0	0	0	0	1	4	0	0	.333
Feb 12	vs Nebraska	*dh	3	0	1	0	1	0	0	0	0	0	0	0	0	0	1	0	0	0	0	.333
Feb 12	vs Oklahoma St	*3b	4	1	1	1	0	0	0	0	0	0	0	0	0	0	0	1	3	0	0	.316
Feb 13	vs Duke	*dh	4	0	0	0	0	0	0	0	0	0	0	0	0	0	0	1	0	0	0	.261
Feb 14	vs UCF	*dh	3	0	0	0	0	0	0	0	0	0	0	0	0	0	0	1	0	0	0	.231
Feb 15	vs UCLA	*3b	2	0	0	0	0	0	0	0	0	0	0	0	0	0	0	0	1	0	0	.214
Feb 17	SOUTH ALABAMA	*dh/3	2	1	1	1	0	0	0	1	0	0	0	0	0	0	0	2	1	0	0	.233
Feb 20	MICHIGAN ST	*3b	2	2	0	0	0	0	0	0	0	0	0	1	0	0	0	1	0	0	0	.219
Feb 21	ULL	*3b	5	0	1	0	0	0	0	0	0	0	0	0	0	0	2	0	0	0	0	.216
Feb 21	MICHIGAN ST	*3b	3	0	0	0	0	0	0	0	0	0	0	0	0	0	1	2	2	0	0	.200
Feb 22	HOWARD	*dh	3	0	2	0	0	0	0	0	0	0	0	0	0	0	0	0	0	0	0	.233
Feb 24	at McNeese	*3b	0	1	0	1	0	0	0	3	0	0	0	0	0	0	0	1	1	0	0	.233
Feb 27	NICHOLLS	*3b	2	0	0	0	0	0	0	1	0	0	0	0	0	0	0	0	0	1	0	.222
Feb 28	IOWA	*3b	1	0	0	0	0	0	0	0	0	0	0	0	0	0	0	1	0	0	0	.217
Mar 07	at Tennessee	*dh	3	0	0	0	0	0	0	0	0	0	0	0	0	0	0	3	0	0	0	.204
Mar 10	at Nicholls	ph	1	0	0	0	0	0	0	0	0	0	0	0	0	0	0	1	0	0	0	.200
Mar 20	at South Carolina	ph/d	3	0	0	0	0	0	0	0	0	0	0	0	0	0	0	2	0	0	0	.189
Mar 27	OKLAHOMA	ph	0	0	0	0	0	0	0	1	0	0	0	0	0	0	0	0	0	0	0	.189
Mar 28	OKLAHOMA	*3b	2	0	0	0	0	0	0	0	0	0	0	0	0	0	0	1	2	0	0	.182
Mar 29	OKLAHOMA	*3b	2	0	0	0	0	0	0	0	0	0	0	0	0	0	0	1	0	0	0	.175
Apr 10	ARIZONA	ph/d	1	0	1	0	1	0	0	1	0	1	0	0	0	0	0	0	0	0	0	.190
Apr 11	ARIZONA	*dh	2	0	0	1	0	0	0	1	0	0	0	0	0	0	0	0	0	0	0	.183
Apr 12	ARIZONA	*dh	3	1	1	0	0	0	0	0	0	0	0	0	0	0	0	0	0	0	0	.190
Apr 14	at ULL	*dh	1	2	0	0	0	0	0	2	0	0	0	0	0	0	0	0	0	0	0	.188
Apr 17	OLE MISS	*dh	1	1	1	0	0	0	0	2	0	0	0	0	0	0	0	0	0	0	0	.200
Apr 18	OLE MISS	*dh	3	1	2	0	1	0	0	0	0	0	0	0	0	0	0	0	0	0	0	.221
Apr 19	OLE MISS	*dh	3	0	0	0	0	0	0	1	0	0	0	0	0	0	0	1	0	0	0	.211
Apr 24	at Mississippi State	*dh	2	1	1	0	1	0	0	0	0	0	0	0	0	0	0	1	0	0	0	.219
Apr 25	at Mississippi State	*dh	3	0	0	0	0	0	0	0	0	0	0	0	0	0	0	2	0	0	0	.211
Apr 26	at Mississippi State	*dh	2	0	0	0	0	0	0	0	0	0	0	0	0	0	0	2	0	0	0	.205
Apr 30	AUBURN	*dh	1	1	0	0	0	0	0	1	0	0	0	0	0	0	0	0	0	0	0	.203
Totals			32gs	79	16	16	9	5	0	1	20	0	1	1	0	1	0	22	11	13	0	.203

On base pct. .366 • Slugging pct. .304

### HUTCHINS' CAREER STATS (AT KENTUCKY 2024-2025)

Year	avg	gp-gs	ab	r	h	2b	3b	hr	rbi	tb	slg%	bb	hbp	so	gdp	ob%	sf	sh	sb-att	po	a	e	fld%
2024	.246	54-44	134	18	33	3	1	6	26	56	.418	18	1	35	0	.338	1	4	1-1	3	1	0	1.000
2025	.285	58-58	158	41	45	4	1	6	19	69	.437	46	2	28	0	.451	0	5	4-4	31	73	12	.897
TOTAL	.267	112-102	292	59	78	7	2	12	45	125	.428	64	3	63	0	.403	1	9	5-5	34	74	12	.900

### HUTCHINS' CAREER STATS (AT LSU)

Year	avg	gp-gs	ab	r	h	2b	3b	hr	rbi	tb	slg%	bb	hbp	so	gdp	ob%	sf	sh	sb-att	po	a	e	fld%
2026	.203	36-32	79	16	16	5	0	1	9	24	.304	20	1	22	0	.366	1	0	0-1	11	13	0	1.000
TOTAL	.203	36-32	79	16	16	5	0	1	9	24	.304	20	1	22	0	.366	1	0	0-1	11	13	0	1.000



# MADDOX MCKEE

# 2

Utility • 5-4 • Junior • L/R • 2L • Montgomery, Texas (Lake Creek HS)

## SINGLE-GAME SEASON HIGHS

Hits	2 at #21/24 South Carolina (03/21/26) Nicholls (02/27/26)
Doubles	1 at McNeese (02/24/26)
Triples	1 at #21/24 South Carolina (03/21/26)
Home Runs	N/A
Total Bases	4 at #21/24 South Carolina (03/21/26)
RBIs	3 at #21/24 South Carolina (03/21/26)
Runs Scored	1, Eight Times
Walks	1, South Alabama (02/17/26)
Hit By Pitch	1, Texas A&M (03/15/26) at #1 Tennessee (03/07/26)
Sacrifice Flies	N/A
Sac Hits	N/A
At Bats	5 at McNeese (02/24/26)
Stolen Bases	2, Michigan St. (02/20/26)
Putouts	5, Nicholls (02/27/26)
Assists	N/A

## SINGLE-GAME CAREER HIGHS

Hits	3, Three Times
Doubles	1, Six Times
Triples	1 at #21/24 South Carolina (03/21/26) McNeese (04/22/25)
Home Runs	1, at McNeese (04/01/25)
Total Bases	5, at McNeese (04/01/25)
RBIs	3 at #21/24 South Carolina (03/21/26)
Runs Scored	2, Five Times
Walks	2, at #8/6 Arkansas (05/02/25) #11/12 Texas A&M (03/30/24)
Hit By Pitch	2, Southeastern La. (02/09/25)
Sacrifice Flies	1, Three Times
Sac Hits	1, McNeese (04/22/25) #21/22 Northwestern (02/14/25)
At Bats	5 at McNeese (02/24/26)
Stolen Bases	2, Michigan St. (02/20/26) vs. UConn (05/17/25)
Putouts	5, Nicholls (02/27/26)
Assists	5, Southeastern La. (02/09/25)

## Complete bio

### Junior Season (2026)

- Recorded a career-high three RBI at No. 21/24 South Carolina on two hits (March 21).
- Logged her first hit of the season, a double, at McNeese (Feb. 24).
- Made 37 starts and appeared in 43 games with a .284 batting average with 29 hits, 21 runs and 14 RBI in 2025.
- Put together a five-game hitting streak and seven-game reach streak last season.
- Hit her first collegiate home run at McNeese (April 1), and first career triple vs. McNeese (April 22).

### 2026 SEASON GAME-BY-GAME

Date	Opponent	Pos	AB	R	H	RBI	2B	3B	HR	BB	SB	CS	HBP	SAC	SF	GDP	K	PO	A	E	Avg
Feb 08	ILLINOIS	of	1	0	0	1	0	0	0	0	0	0	0	0	0	0	0	1	0	0	.000
Feb 12	vs Oklahoma St	pr	0	0	0	0	0	0	0	0	1	0	0	0	0	0	0	0	0	0	.000
Feb 13	vs Duke	of	0	0	0	0	0	0	0	0	0	0	0	0	0	0	0	0	0	0	.000
Feb 14	vs UCF	of	0	0	0	0	0	0	0	0	0	0	0	0	0	0	0	0	0	0	.000
Feb 17	SOUTH ALABAMA	pr/of	0	1	0	0	0	0	0	1	0	0	0	0	0	0	0	0	0	0	.000
Feb 20	MICHIGAN ST	*dh/of	3	1	0	1	0	0	0	2	0	0	0	0	0	0	1	1	0	0	.000
Feb 21	ULL	ph/d	2	0	0	0	0	0	0	0	0	0	0	0	0	0	0	0	0	0	.000
Feb 21	MICHIGAN ST	pr	0	0	0	0	0	0	0	0	0	0	0	0	0	0	0	0	0	0	.000
Feb 24	at McNeese	*of	5	1	1	1	1	0	0	0	0	0	0	0	0	0	0	0	0	0	.091
Feb 27	NICHOLLS	*of	3	0	2	0	0	0	0	0	1	0	0	0	0	0	0	5	0	0	.214
Feb 28	IOWA	ph	1	1	1	0	0	0	0	0	0	0	0	0	0	0	0	0	0	0	.267
Feb 28	MEMPHIS	of	0	0	0	0	0	0	0	0	0	0	0	0	0	0	0	0	0	0	.267
Mar 06	at Tennessee	*of	2	0	0	0	0	0	0	0	0	0	0	0	0	0	1	3	0	0	.235
Mar 07	at Tennessee	*of	1	0	0	0	0	0	0	0	0	1	1	0	0	0	1	2	0	0	.222
Mar 08	at Tennessee	of	0	0	0	0	0	0	0	0	0	0	0	0	0	0	0	0	1	0	.222
Mar 14	TEXAS A&M	of	0	0	0	0	0	0	0	0	0	0	0	0	0	0	0	0	0	0	.222
Mar 15	TEXAS A&M	ph	0	1	0	0	0	0	0	0	0	0	1	0	0	0	0	0	0	0	.222
Mar 16	TEXAS A&M	pr	0	0	0	0	0	0	0	0	0	0	0	0	0	0	0	0	0	0	.222
Mar 21	at South Carolina	of	2	0	2	3	0	1	0	0	0	0	0	0	0	0	0	1	0	0	.300
Mar 22	at South Carolina	*of	3	0	0	0	0	0	0	0	0	0	0	0	0	0	3	1	0	0	.261
Mar 27	OKLAHOMA	pr	0	0	0	0	0	0	0	0	0	0	0	0	0	0	0	0	0	0	.261
Apr 03	at Missouri	ph	3	1	1	2	0	0	0	0	0	0	0	0	0	0	1	0	0	0	.269
Apr 04	at Missouri	*dh	2	0	0	0	0	0	0	0	0	0	0	0	0	0	0	0	0	0	.250
Apr 11	ARIZONA	pr	0	1	0	0	0	0	0	0	0	0	0	0	0	0	0	0	0	0	.250
Apr 12	ARIZONA	of	1	0	0	0	0	0	0	0	0	0	0	0	0	0	0	0	0	0	.241
Apr 17	OLE MISS	*of	2	0	0	0	0	0	0	0	0	0	0	0	0	0	0	1	0	0	.226
Apr 18	OLE MISS	ph/of	1	0	0	0	0	0	0	0	0	0	0	0	0	0	0	0	0	0	.219
Apr 24	at Mississippi State	ph	1	0	0	0	0	0	0	0	0	0	0	0	0	0	1	0	0	0	.212
Apr 25	at Mississippi State	ph/of	1	0	0	0	0	0	0	0	0	0	0	0	0	0	1	0	0	0	.206
Apr 26	at Mississippi State	of	0	0	0	0	0	0	0	0	0	0	0	0	0	0	0	1	0	0	.206
Apr 30	AUBURN	pr/of	0	0	0	0	0	0	0	0	0	0	0	0	0	0	0	0	0	0	.206
May 02	AUBURN-1	of	1	1	1	1	0	0	0	0	0	0	0	0	0	0	0	0	0	0	.229
Totals			8gs	35	8	8	9	1	1	0	1	4	1	2	0	0	0	9	17	0	.229

On base pct. .289 • Slugging pct. .314

### MCKEE'S CAREER STATS

Year	avg	gp-gs	ab	r	h	2b	3b	hr	rbi	tb	slg%	bb	hbp	so	gdp	ob%	sf	sh	sb-att	po	a	e	fld%
2024	.237	32-17	59	11	14	2	0	0	7	16	.271	5	1	7	0	.299	2	0	1-2	13	20	5	.868
2025	.284	43-37	102	21	29	3	1	1	14	37	.363	15	4	11	1	.393	1	2	10-12	23	18	2	.953
2026	.229	32-8	35	8	8	1	1	0	9	11	.314	1	2	9	0	.289	0	0	4-5	17	0	0	1.000
TOTAL	.260	107-62	196	40	51	6	2	1	30	64	.327	21	7	27	1	.348	3	2	15-19	53	38	7	.929



# GRADIE APPLING

# 4

Utility • 5-5 • Freshman • R/R • HS • Juliette, Ga. (Tattnall Square Academy)

### SINGLE-GAME SEASON HIGHS

Hits	1, Three Times
Doubles	1, Louisiana Tech (03/24/26)
Triples	N/A
Home Runs	N/A
Total Bases	2, Louisiana Tech (03/24/26)
RBI's	1, Louisiana Tech (03/24/26)
Runs Scored	1, Auburn (05/02/26) at Nicholls (03/10/26)
Walks	N/A
Hit By Pitch	1 at Mississippi St. (04/26/26)
Sacrifice Flies	N/A
Sac Hits	N/A
At Bats	1, Four Times
Stolen Bases	N/A
Putouts	N/A
Assists	N/A

### SINGLE-GAME CAREER HIGHS

Hits	1, Three Times
Doubles	1, Louisiana Tech (03/24/26)
Triples	N/A
Home Runs	N/A
Total Bases	2, Louisiana Tech (03/24/26)
RBI's	1, Louisiana Tech (03/24/26)
Runs Scored	1, Auburn (05/04/26) at Nicholls (03/10/26)
Walks	N/A
Hit By Pitch	1 at Mississippi St. (04/26/26)
Sacrifice Flies	N/A
Sac Hits	N/A
At Bats	1, Four Times
Stolen Bases	N/A
Putouts	N/A
Assists	N/A

### Complete bio

#### Freshman Season (2026)

- First collegiate hit was a run-scoring double versus Louisiana Tech (March 24).
- A four-year letterwinner at Tattnall Square Academy.
- Led her high school team to a 2024 Georgia Independent School Association State Championship title.
- A four-time All-State selection and two-time Region Player of the Year.

#### 2026 SEASON GAME-BY-GAME

Date	Opponent	Pos	AB	R	H	RBI	2B	3B	HR	BB	SB	CS	HBP	SAC	SF	GDP	K	PO	A	E	Avg	
Feb 08	ILLINOIS	ph	1	0	0	0	0	0	0	0	0	0	0	0	0	0	0	1	0	0	0	.000
Feb 27	NICHOLLS	pr	0	0	0	0	0	0	0	0	0	0	0	0	0	0	0	0	0	0	0	.000
Mar 10	at Nicholls	pr	0	1	0	0	0	0	0	0	0	0	0	0	0	0	0	0	0	0	0	.000
Mar 22	at South Carolina	pr	0	0	0	0	0	0	0	0	0	0	0	0	0	0	0	0	0	0	0	.000
Mar 24	LOUISIANA TECH	ph	1	0	1	1	1	0	0	0	0	0	0	0	0	0	0	0	0	0	0	.500
Apr 26	at Mississippi State	ph	0	0	0	0	0	0	0	0	0	0	1	0	0	0	0	0	0	0	0	.500
Apr 28	MCNEESE	ph	1	0	1	0	0	0	0	0	0	0	0	0	0	0	0	0	0	0	0	.667
May 02	AUBURN-1	ph	1	1	1	0	0	0	0	0	0	0	0	0	0	0	0	0	0	0	0	.750
Totals		ogs	4	2	3	1	1	0	0	0	0	0	1	0	0	0	0	1	0	0	0	.750

On base pct. .800 • Slugging pct. 1.000

### APPLING'S CAREER STATS

Year	avg	gp-gs	ab	r	h	2b	3b	hr	rbi	tb	slg%	bb	hbp	so	gdp	ob%	sf	sh	sb-att	po	a	e	fld%
2026	.750	8-0	4	2	3	1	0	0	1	4	1.000	0	1	1	0	.800	0	0	0-0	0	0	0	.000
TOTAL	.750	8-0	4	2	3	1	0	0	1	4	1.000	0	1	1	0	.800	0	0	0-0	0	0	0	.000



# JALIA LASSITER

# 7

Outfielder • 5-7 • Senior • R/R • 1L • Atmore, Ala. (Ole Miss)

### SINGLE-GAME SEASON HIGHS

Hits	4, Auburn (05/02/26)
Doubles	2, Auburn (05/02/26) at #21/24 South Carolina (03/20/26)
Triples	1 vs. #22/19 Duke (02/13/26) Lamar (02/08/26)
Home Runs	1, Eight Times
Total Bases	6, Three Times
RBI	3, Three Times
Runs Scored	3, Five Times
Walks	3, Ole Miss (04/17/26)
Hit By Pitch	2, Michigan St. (02/20/26) Nevada (02/07/26)
Sacrifice Flies	1, Three Times
Sac Hits	1, Iowa (02/28/26)
At Bats	6 at Missouri (04/03/26) at #21/24 South Carolina (03/20/26)
Stolen Bases	2, South Alabama (02/17/26)
Putouts	5 at #21/24 South Carolina (03/20/26)
Assists	1, #5/3 Oklahoma (03/28/26) Memphis (02/27/26)

### SINGLE-GAME CAREER HIGHS

Hits	4, Auburn (05/02/26) at #13/15 Georgia (03/22/25)
Doubles	2, Five Times*
Triples	1, 12 Times*
Home Runs	1, 18 Times*
Total Bases	8, at #13/15 Georgia (03/22/25)
RBI	4, Three Times*
Runs Scored	3, Nine Times*
Walks	3, Three Times*
Hit By Pitch	2, Michigan St. (02/20/26) Nevada (02/07/26)
Sacrifice Flies	1, 10 Times*
Sac Hits	1, 10 Times*
At Bats	6, Three Times*
Stolen Bases	3, Memphis (03/28/2023)*
Putouts	8 vs. LSU (05/10/2023)*
Assists	1, Eight Times*

\* Includes games played at Ole Miss

### Complete bio

#### Senior Season (2026)

- Has a career-best batting average and logged consecutive seasons with 50 or more runs (2025-26).
- Enters SEC Tournament on a career-high 22-game reach streak and 12-game hitting streak.
- Has a career-best eight home runs in the 2026 season, and 11 total as an LSU Tiger.
- Secured LSU rally with a two-run walk-off home run vs. NC State (Feb. 6).
- Selected to the 2025 NFCA Gulf All-Region Third Team, making her a three-time NFCA All-Region Selection (2 - South, 1 - Gulf).
- Was 4-for-4 with four RBI and hit her first career grand slam at No. 13/15 Georgia (March 22, 2025).

#### 2026 SEASON GAME-BY-GAME

Date	Opponent	Pos	AB	R	H	RBI	2B	3B	HR	BB	SB	CS	HBP	SAC	SF	GDP	K	PO	A	E	Avg
Feb 05	NC STATE	*of	2	2	2	3	0	0	0	1	0	0	0	0	1	0	0	0	0	0	1.000
Feb 06	NEVADA	*of	2	1	0	0	0	0	0	1	1	0	0	0	0	0	1	1	0	0	.400
Feb 06	NC STATE	*of	3	1	1	2	0	0	1	2	1	0	0	0	0	0	0	0	3	0	.375
Feb 07	NEVADA	*of	2	2	0	1	0	0	0	0	0	0	2	0	0	0	1	2	0	0	.300
Feb 08	ILLINOIS	*of	3	1	1	1	0	0	0	0	1	0	0	0	0	0	0	0	0	0	.308
Feb 08	LAMAR	*of	3	2	2	2	1	1	0	1	1	0	0	0	0	0	0	1	0	0	.375
Feb 12	vs Nebraska	*of	4	0	1	0	0	0	0	0	0	0	0	0	0	0	2	4	0	0	.350
Feb 12	vs Oklahoma St	*of	4	2	1	0	0	0	0	0	0	0	0	0	0	0	0	2	0	0	.333
Feb 13	vs Duke	*of	4	1	3	0	1	1	0	0	0	0	0	0	0	0	0	3	0	0	.393
Feb 14	vs UCF	*of	3	1	3	0	0	0	0	1	0	0	0	0	0	0	0	0	0	0	.452
Feb 15	vs UCL	*of	2	0	1	0	0	0	0	1	0	0	0	0	0	0	1	2	0	0	.455
Feb 17	SOUTH ALABAMA	*of	1	3	1	0	0	0	0	2	1	0	0	0	0	0	0	0	0	0	.471
Feb 20	MICHIGAN ST	*of	1	1	1	2	0	0	0	0	0	0	2	0	1	0	0	1	0	0	.486
Feb 21	ULL	*of	5	0	0	0	0	0	0	0	0	0	0	0	0	0	0	2	0	0	.425
Feb 21	MICHIGAN ST	*of	3	0	2	0	0	0	0	1	1	0	0	0	0	0	0	0	0	0	.442
Feb 22	HOWARD	*of	3	1	0	0	0	0	0	0	0	0	0	0	0	0	0	1	0	0	.413
Feb 24	at McNeese	*of	3	1	1	1	0	0	0	2	0	1	0	0	0	0	0	2	0	0	.408
Feb 27	NICHOLLS	*of	3	1	1	1	0	0	0	0	0	0	1	0	0	0	1	4	0	0	.404
Feb 27	MEMPHIS	*of	4	1	1	1	1	0	0	0	0	0	0	0	0	0	0	0	1	0	.393
Feb 28	IOWA	*of	2	1	0	0	0	0	0	1	0	0	0	1	0	0	0	3	0	0	.379
Feb 28	MEMPHIS	*of	2	1	1	0	1	0	0	1	1	0	0	0	0	0	1	0	0	0	.377
Mar 06	at Tennessee	*of	3	0	0	0	0	0	0	0	0	0	0	0	0	1	0	1	0	0	.359
Mar 07	at Tennessee	*of	4	2	2	1	0	0	1	0	0	0	0	0	0	0	1	0	0	0	.368
Mar 08	at Tennessee	*of	2	1	1	2	0	0	1	2	0	0	0	0	0	0	0	0	0	0	.371
Mar 10	at Nicholls	*of	3	1	1	1	0	0	0	0	0	0	1	0	0	0	0	1	0	0	.370
Mar 14	TEXAS A&M	*of	4	0	0	0	0	0	0	0	0	0	0	0	0	0	2	0	0	0	.351
Mar 15	TEXAS A&M	*of	2	0	0	0	0	0	0	1	0	0	1	0	0	0	1	0	0	0	.342
Mar 16	TEXAS A&M	*of	3	0	0	1	0	0	0	1	0	0	0	0	0	0	2	1	0	0	.329
Mar 20	at South Carolina	*of	6	1	2	0	2	0	0	0	0	0	0	0	0	0	1	5	0	0	.330
Mar 21	at South Carolina	*of	4	0	0	0	0	0	0	0	0	0	0	0	0	0	2	2	0	0	.315
Mar 22	at South Carolina	*of	4	0	0	0	0	0	0	0	0	0	0	0	0	0	1	1	0	0	.302
Mar 24	LOUISIANA TECH	*of	3	2	2	1	0	0	1	0	0	0	0	0	0	0	0	0	0	0	.313
Mar 27	OKLAHOMA	*of	4	2	3	1	0	0	1	0	0	0	0	0	0	0	0	1	0	0	.330
Mar 28	OKLAHOMA	*of	2	1	1	0	0	0	0	1	0	0	0	0	0	0	0	2	1	0	.333
Mar 29	OKLAHOMA	*of	2	1	0	0	0	0	0	1	0	0	1	0	0	0	1	1	0	0	.327
Apr 02	at Missouri	*of	4	1	1	1	0	0	0	0	1	0	0	0	0	0	0	2	0	0	.324
Apr 03	at Missouri	*of	6	3	1	2	0	0	1	0	0	0	0	0	0	0	2	1	0	0	.316
Apr 04	at Missouri	*of	3	0	1	0	0	0	0	0	0	0	0	0	0	0	0	1	0	0	.317
Apr 07	CENTRAL ARK	*of	3	3	0	0	0	0	0	1	1	0	0	0	0	0	0	0	0	0	.315
Apr 10	ARIZONA	*of	1	1	0	0	0	0	0	2	0	0	0	0	0	0	0	2	0	0	.315
Apr 11	ARIZONA	*of	2	1	0	0	0	0	0	0	0	0	1	0	0	0	0	2	0	0	.310
Apr 12	ARIZONA	*of	4	1	3	0	0	0	0	0	0	0	0	0	0	0	0	2	0	0	.323
Apr 14	at ULL	*of	3	1	1	2	0	0	1	1	0	0	0	0	0	0	0	1	0	0	.323
Apr 17	OLE MISS	*of	1	0	1	0	0	0	0	3	0	0	0	0	0	0	0	1	0	0	.328
Apr 18	OLE MISS	*of	2	3	2	1	1	0	0	1	0	0	1	0	0	0	0	1	0	0	.338
Apr 19	OLE MISS	*of	4	2	2	2	1	0	0	0	0	0	0	0	0	0	1	1	0	0	.343
Apr 24	at Mississippi State	*of	3	0	1	1	1	0	0	1	0	0	0	0	0	0	0	1	0	0	.343
Apr 25	at Mississippi State	*of	4	1	1	0	0	0	0	0	0	0	0	0	0	0	2	0	0	0	.340
Apr 26	at Mississippi State	*of	4	1	1	0	0	0	0	0	0	0	0	0	0	0	2	2	0	0	.338
Apr 28	MCNEESE	*of	2	2	1	3	0	0	1	0	0	0	1	0	0	0	0	1	0	0	.340
Apr 30	AUBURN	*of	4	0	2	1	0	0	0	0	0	0	0	0	0	0	0	2	0	0	.344
May 02	AUBURN-1	*of	5	3	4	3	2	0	0	0	0	0	0	0	0	0	0	2	0	0	.358
May 02	AUBURN-2	*of	4	1	2	0	1	0	0	0	0	0	0	0	0	0	0	2	0	0	.361
Totals			53gs	166	58	60	37	13	2	8	29	10	1	12	1	3	1	25	72	2	.361

On base pct. .481 • Slugging pct. .608

### LASSITER'S CAREER STATS (AT OLE MISS 2023-2024)

YEAR	AVG	GS-GP	AB	R	H	2B	3B	HR	RBI	TB	SLG%	BB	HBP	SO	GDP	OB%	SF	SH	SB-ATT	PO	A	E	FLD%
2023	.287	59-60	167	38	48	8	5	3	22	75	.449	18	4	18	0	.366	2	4	18-22	96	2	0	1.000
2024	.314	58-58	194	34	61	8	4	4	29	89	.459	29	1	26	2	.404	1	2	19-25	74	2	1	.987
<b>Total</b>	<b>.302</b>	<b>117-118</b>	<b>361</b>	<b>72</b>	<b>109</b>	<b>16</b>	<b>9</b>	<b>7</b>	<b>51</b>	<b>164</b>	<b>.454</b>	<b>47</b>	<b>5</b>	<b>44</b>	<b>2</b>	<b>.387</b>	<b>3</b>	<b>6</b>	<b>37-47</b>	<b>170</b>	<b>4</b>	<b>1</b>	<b>.991</b>

### LASSITER'S CAREER STATS (AT LSU)

Year	avg	gp-gs	ab	r	h	2b	3b	hr	rbi	tb	slg%	bb	hbp	so	gdp	ob%	sf	sh	sb-att	po	a	e	fld%
2025	.330	58-58	185	51	61	15	1	3	41	87	.470	22	4	20	0	.405	4	3	5-6	57	2	0	1.000
2026	.361	53-53	166	58	60	13	2	8	37	101	.608	29	12	25	1	.481	3	1	10-11	72	2	0	1.000
<b>TOTAL</b>	<b>.345</b>	<b>111-111</b>	<b>351</b>	<b>109</b>	<b>121</b>	<b>28</b>	<b>3</b>	<b>11</b>	<b>78</b>	<b>188</b>	<b>.536</b>	<b>51</b>	<b>16</b>	<b>45</b>	<b>1</b>	<b>.442</b>	<b>7</b>	<b>4</b>	<b>15-17</b>	<b>129</b>	<b>4</b>	<b>0</b>	<b>1.000</b>



# CALI DEAL

# 8

Pitcher • 6-0 • Freshman • R/L • HS • Quitman, La. (Quitman HS)

## SINGLE-GAME SEASON HIGHS

Innings Pitched	4.0 at Nicholls (03/10/26)
Strikeouts	3 at Nicholls (03/10/26)
Batters Faced	15 at Nicholls (03/10/26)
Putouts	N/A
Assists	2 at Nicholls (03/10/26)
Runners CS	N/A

## Complete bio

### Freshman Season (2026)

- Earned win in first collegiate start at Nicholls (March 10).
- A three-time LHSCA First Team selection and three-time LSWA First Team honoree at Quitman High.
- Was a finalist for the 2024 Louisiana Gatorade Player of the Year award.
- Won a National Championship in the 2023-24 Patriot Game Tournament with her club team, the Texas Bombers.

### 2026 SEASON GAME-BY-GAME

Date	Opponent	Pos	AB	R	H	RBI	2B	3B	HR	BB	SB	CS	HBP	SAC	SF	GDP	K	PO	A	E	Avg	
Feb 08	ILLINOIS	p	0	0	0	0	0	0	0	0	0	0	0	0	0	0	0	0	0	0	1	.000
Mar 10	at Nicholls	*p	0	0	0	0	0	0	0	0	0	0	0	0	0	0	0	0	2	0	0	.000
Totals		1gs	0	0	0	0	0	0	0	0	0	0	0	0	0	0	0	0	2	1	0	.000

On base pct. .000 • Slugging pct. .000

## SINGLE-GAME CAREER HIGHS

Innings Pitched	4.0 at Nicholls (03/10/26)
Strikeouts	3 at Nicholls (03/10/26)
Batters Faced	15 at Nicholls (03/10/26)
Putouts	N/A
Assists	2 at Nicholls (03/10/26)
Runners CS	N/A

### #8 Cali Deal - 7 appearances (All games)

Date	Opponent	GS	IP	H	R	ER	BB	SO	2B	3B	HR	WP	BK	HBP	IBB	Score	W-L	Sv	ERA	NP
Feb 08	ILLINOIS		1.0	2	1	0	0	2	1	0	0	0	0	0	0	9-1	0-0	0	0.00	16
Feb 27	MEMPHIS		1.0	0	0	0	0	2	0	0	0	0	0	0	1	11-2	0-0	0	0.00	15
Mar 10	at Nicholls	*	4.0	2	1	1	1	3	1	0	0	0	0	0	0	12-2	1-0	0	1.17	65
Mar 14	TEXAS A&M		3.0	1	2	2	1	2	0	0	1	0	0	0	0	2-7	1-0	0	2.33	37
Mar 24	LOUISIANA TECH		1.0	1	0	0	0	1	0	0	0	0	0	0	0	9-0	1-0	0	2.10	10
Apr 07	CENTRAL ARK		1.2	0	0	0	3	1	0	0	0	0	0	0	0	9-1	1-0	0	1.80	39
Apr 28	MCNEESE		1.0	0	0	0	1	1	0	0	0	0	0	1	0	16-0	1-0	0	1.66	16
Totals		1	12.2	6	4	3	6	10	2	0	1	0	0	2	0	68-13	1-0	0	1.66	-

## DEAL'S CAREER STATS

Year	avg	gp-gs	ab	r	h	2b	3b	hr	rbi	tb	slg%	bb	hbp	so	gdp	ob%	sf	sh	sb-att	po	a	e	fld%
2026	.000	0-0	0	0	0	0	0	0	0	0	.000	0	0	0	0	.000	0	0	0-0	0	2	1	.667
TOTAL	.000	0-0	0	0	0	0	0	0	0	0	.000	0	0	0	0	.000	0	0	0-0	0	2	1	.667

Year	era	w-l	app	gs	cg	sho	sv	ip	h	r	er	bb	so	2b	3b	hr	bf	bavg	wp	hbp	bk	sfa	sha
2026	1.66	1-0	7	1	0	0/2	0	12.2	6	4	3	6	10	2	0	1	52	.136	0	2	0	0	0
TOTAL	1.66	1-0	7	1	0	0/2	0	12.2	6	4	3	6	10	2	0	1	52	.136	0	2	0	0	0



# RYLIE JOHNSON

# 10

Outfield • 5-6 • Freshman • L/L • HS • Spotsylvania, Va. (Fredericksburg HS)

## SINGLE-GAME SEASON HIGHS

Hits	1, Eight Times
Doubles	1, Auburn (05/02/26) McNeese (04/28/26)
Triples	N/A
Home Runs	1, Central Arkansas (04/07/26) at #1 Tennessee (03/08/26)
Total Bases	4, Central Arkansas (04/07/26) at #1 Tennessee (03/08/26)
RBIs	2, Auburn (05/02/26)
Runs Scored	1, Seven Times
Walks	1, Four Times
Hit By Pitch	1 vs. RV/#23 Oklahoma St. (02/12/26) Lamar (02/08/26)
Sacrifice Flies	N/A
Sac Hits	N/A
At Bats	4 at Nicholls (03/10/26)
Stolen Bases	1, South Alabama (02/17/26)
Putouts	1, Ole Miss (04/18/26) at #1 Tennessee (03/08/26)
Assists	N/A

## SINGLE-GAME CAREER HIGHS

Hits	1, Eight Times
Doubles	1, Auburn (05/02/26) McNeese (04/28/26)
Triples	N/A
Home Runs	1, Central Arkansas (04/07/26) at #1 Tennessee (03/08/26)
Total Bases	4, Central Arkansas (04/07/26) at #1 Tennessee (03/08/26)
RBIs	2, Auburn (05/02/26)
Runs Scored	1, Seven Times
Walks	1, Four Times
Hit By Pitch	1 vs. RV/#23 Oklahoma St. (02/12/26) Lamar (02/08/26)
Sacrifice Flies	N/A
Sac Hits	N/A
At Bats	4 at Nicholls (03/10/26)
Stolen Bases	1, South Alabama (02/17/26)
Putouts	1, Ole Miss (04/18/26) at #1 Tennessee (03/08/26)
Assists	N/A

## Complete bio

### Freshman Season (2026)

- First two collegiate homers were leadoff solo blasts (at Tennessee, March 8; vs. Central Arkansas, April 7).
- Hit her first career home run in her first SEC start and at-bat at No. 1 Tennessee (March 8).
- A three-time champion at Fredericksburg Christian High School.
- A 2023 and 2025 Virginia Christian Athletic Conference Player of the Year.
- Played club for Virginia Unity, where she is a five-time champion and 2025 PGF Senior All-American

### 2026 SEASON GAME-BY-GAME

Date	Opponent	Pos	AB	R	H	RBI	2B	3B	HR	BB	SB	CS	HBP	SAC	SF	GDP	K	PO	A	E	Avg	
Feb 06	NC STATE	*of	1	0	0	0	0	0	0	0	0	0	0	0	0	0	0	1	0	0	0	.000
Feb 07	NEVADA	ph	0	0	0	1	0	0	0	1	0	0	0	0	0	0	0	0	0	0	0	.000
Feb 08	LAMAR	*of	2	1	1	0	0	0	0	0	0	0	1	0	0	0	0	0	0	0	0	.333
Feb 12	vs Oklahoma St	*dh	1	1	0	0	0	0	0	1	0	0	1	0	0	0	0	0	0	0	0	.250
Feb 14	vs UCF	ph	1	0	0	0	0	0	0	0	0	0	0	0	0	0	0	1	0	0	0	.200
Feb 15	vs UCLA	*of	2	0	0	0	0	0	0	0	0	0	0	0	0	0	0	0	0	0	0	.143
Feb 17	SOUTH ALABAMA	ph	0	0	0	0	0	0	0	1	1	0	0	0	0	0	0	0	0	0	0	.143
Feb 21	ULL	*dh	2	0	0	0	0	0	0	0	0	0	0	0	0	0	0	0	0	0	0	.111
Feb 22	HOWARD	ph	1	0	0	0	0	0	0	0	0	0	0	0	0	0	0	1	0	0	0	.100
Feb 28	MEMPHIS	ph/of	1	0	0	0	0	0	0	0	0	0	0	0	0	0	0	0	0	0	0	.091
Mar 08	at Tennessee	*of	3	1	1	1	0	0	1	0	0	0	0	0	0	0	0	0	1	0	0	.143
Mar 10	at Nicholls	*dh	4	0	1	0	0	0	0	0	0	0	0	0	0	0	0	0	0	0	0	.167
Mar 14	TEXAS A&M	*dh	2	0	0	0	0	0	0	1	0	0	0	0	0	0	0	0	0	0	0	.150
Mar 24	LOUISIANA TECH	of	1	1	0	0	0	0	0	0	0	0	0	0	0	0	0	0	0	0	0	.143
Mar 29	OKLAHOMA	ph	1	0	0	0	0	0	0	0	0	0	0	0	0	0	0	0	0	0	0	.136
Apr 02	at Missouri	*dh	3	1	1	0	0	0	0	0	0	0	0	0	0	0	0	1	0	0	0	.160
Apr 07	CENTRAL ARK	*dh	3	1	1	1	0	0	1	0	0	0	0	0	0	0	0	0	0	0	0	.179
Apr 10	ARIZONA	*dh	1	0	0	0	0	0	0	0	0	0	0	0	0	0	0	0	0	0	0	.172
Apr 11	ARIZONA	ph	1	0	0	0	0	0	0	0	0	0	0	0	0	0	0	0	0	0	0	.167
Apr 14	at ULL	ph	1	0	1	0	0	0	0	0	0	0	0	0	0	0	0	0	0	0	0	.194
Apr 18	OLE MISS	*of	2	0	0	0	0	0	0	0	0	0	0	0	0	0	0	0	1	1	0	.182
Apr 25	at Mississippi State	ph	1	0	0	0	0	0	0	0	0	0	0	0	0	0	0	0	0	0	0	.176
Apr 26	at Mississippi State	ph	1	0	0	0	0	0	0	0	0	0	0	0	0	0	0	0	0	0	0	.171
Apr 28	MCNEESE	ph	1	1	1	0	1	0	0	0	0	0	0	0	0	0	0	0	0	0	0	.194
Apr 30	AUBURN	ph	1	0	0	0	0	0	0	0	0	0	0	0	0	0	0	0	0	0	0	.189
May 02	AUBURN-1	ph/of	1	0	1	2	1	0	0	0	0	0	0	0	0	0	0	0	0	0	0	.211
May 02	AUBURN-2	ph	1	0	0	0	0	0	0	0	0	0	0	0	0	0	0	0	0	0	0	.205
Totals			12gs	39	7	8	5	2	0	2	4	1	0	2	0	0	0	5	2	0	0	.205

On base pct. .311 • Slugging pct. .410

### JOHNSON'S CAREER STATS

Year	avg	gp-gs	ab	r	h	2b	3b	hr	rbi	tb	slg%	bb	hbp	so	gdp	ob%	sf	sh	sb-att	po	a	e	fld%
2026	.205	27-12	39	7	8	2	0	2	5	16	.410	4	2	5	0	.311	0	0	1-1	2	0	0	1.000
TOTAL	.205	27-12	39	7	8	2	0	2	5	16	.410	4	2	5	0	.311	0	0	1-1	2	0	0	1.000



# LAURYN SOEKEN

# 11

Pitcher • 5-9 • Freshman • R/R • HS • Katy, Texas (Katy HS)

## SINGLE-GAME SEASON HIGHS

Innings Pitched	N/A
Strikeouts	N/A
Batters Faced	N/A
Putouts	N/A
Assists	N/A
Runners CS	N/A

## [Complete bio](#)

### Freshman Season (2026)

- Played at Katy High School.
- Selected to the 19-6A All-District First Team.
- Played club for Impact Gold and won the USSSA State Gold Glove Award.

## 2026 SEASON GAME-BY-GAME

## SINGLE-GAME CAREER HIGHS

Innings Pitched	N/A
Strikeouts	N/A
Batters Faced	N/A
Putouts	N/A
Assists	N/A
Runners CS	N/A

## SOEKEN'S CAREER STATS



# MACI BERGERON

# 12

Catcher · 5-4 · Senior · R/R · 3L · Rayne, La. (Notre Dame HS)

## SINGLE-GAME SEASON HIGHS

Hits	3, Central Arkansas (04/07/26)
Doubles	1, 10 Times
Triples	N/A
Home Runs	1 at #1 Tennessee (03/07/25) Memphis (02/28/26)
Total Bases	4, Three Times
RBIs	3, Three Times
Runs Scored	2, Auburn (05/02/26) Memphis (02/28/26)
Walks	2 at Nicholls (03/10/26) vs. #22/19 Duke (02/13/26)
Hit By Pitch	1 at Mississippi St. (04/25/26)
Sacrifice Flies	N/A
Sac Hits	N/A
At Bats	6 at #21/24 South Carolina (03/20/26)
Stolen Bases	N/A
Putouts	11 at Missouri (04/02/26)
Assists	2, #16 Texas A&M (03/15/26)
Runners CS	1, Six Times

## SINGLE-GAME CAREER HIGHS

Hits	3, Five Times
Doubles	2, at #10 Florida (04/07/24)
Triples	N/A
Home Runs	2, #23 Kentucky (03/16/25)
Total Bases	8, #23 Kentucky (03/16/25)
RBIs	5, #23 Kentucky (03/16/25)
Runs Scored	3, #10/11 South Carolina (03/28/25)
Walks	3, Charlotte (02/07/25)
Hit By Pitch	1, Five Times
Sacrifice Flies	1, Five Times
Sac Hits	N/A
At Bats	6 at #21/24 South Carolina (03/20/26)
Stolen Bases	N/A
Putouts	14, at #10 Florida (04/07/24)
Assists	2, Five Times
Runners CS	1, 26 Times

## Complete bio

### Senior Season (2026)

- Enters tournament with hits in 11 of her last 15 games, including consecutive multi-hit games in last two.
- Tabbed a 2025 NFCA All-American and All-SEC selection.
- The program's all-time leader with a .995 fielding percentage and has thrown out 25 runners in her career.
- Logged two RBI in the finale against Texas A&M (March 16), for her 20th career multi-RBI game.
- Her first home run in 2026 was the 15th of her career (Feb. 28 vs. Memphis).
- Has hit three home runs in the NCAA Tournament. (two in 2024, two on May 19).

### 2026 SEASON GAME-BY-GAME

Date	Opponent	Pos	AB	R	H	RBI	2B	3B	HR	BB	SB	CS	HBP	SAC	SF	GDP	K	PO	A	E	Avg
Feb 05	NC STATE	*c	3	1	1	1	1	0	0	0	0	0	0	0	0	0	0	0	0	0	.333
Feb 06	NEVADA	*c	4	0	0	0	0	0	0	0	0	0	0	0	0	0	2	6	0	0	.143
Feb 06	NC STATE	*c	3	0	0	0	0	0	0	1	0	0	0	0	0	0	0	7	0	0	.100
Feb 07	NEVADA	*c	3	0	1	2	1	0	0	1	0	0	0	0	0	0	0	8	0	0	.154
Feb 08	ILLINOIS	*c	2	0	1	0	0	0	0	1	0	0	0	0	0	0	0	1	0	0	.200
Feb 08	LAMAR	*dh	2	1	1	1	1	0	0	1	0	0	0	0	0	0	1	0	0	0	.235
Feb 12	vs Nebraska	*c	3	0	0	0	0	0	0	0	0	0	0	0	0	0	2	2	0	0	.200
Feb 12	vs Oklahoma St	*c	4	0	0	0	0	0	0	0	0	0	0	0	0	0	0	3	0	0	.167
Feb 13	vs Duke	*c	2	0	0	1	0	0	0	2	0	0	0	0	0	0	0	7	0	0	.154
Feb 14	vs UCF	*c	4	0	2	1	0	0	0	0	0	0	0	0	0	0	0	7	0	0	.200
Feb 15	vs UCLA	*c	3	0	1	0	0	0	0	0	0	0	0	0	0	1	1	5	0	0	.212
Feb 17	SOUTH ALABAMA	*c	2	0	0	0	0	0	0	1	0	0	0	0	0	0	0	0	1	0	.200
Feb 20	MICHIGAN ST	*c/dh	3	0	1	1	0	0	0	0	0	0	0	0	0	0	1	3	0	0	.211
Feb 21	LUI	*c	5	0	1	0	1	0	0	0	0	0	0	0	0	0	0	6	0	0	.209
Feb 21	MICHIGAN ST	*dh	3	0	0	0	0	0	0	1	0	0	0	0	0	0	0	8	1	0	.196
Feb 27	NICHOLLS	*dh	2	0	1	1	0	0	0	1	0	0	0	0	0	0	1	0	0	0	.208
Feb 27	MEMPHIS	*dh	1	0	0	1	0	0	0	1	0	0	0	0	0	0	1	0	0	0	.204
Feb 28	IOWA	*c	3	0	0	0	0	0	0	0	0	0	0	0	0	0	0	2	1	0	.192
Feb 28	MEMPHIS	*dh	3	2	1	2	0	0	1	1	0	0	0	0	0	0	0	0	0	0	.200
Mar 06	at Tennessee	*c	3	0	2	0	0	0	0	0	0	0	0	0	0	0	0	2	0	0	.224
Mar 07	at Tennessee	*c	3	1	1	3	0	0	1	0	0	0	0	0	0	0	0	1	0	0	.230
Mar 08	at Tennessee	*c	3	0	0	0	0	0	0	1	0	0	0	0	0	0	0	4	0	0	.219
Mar 10	at Nicholls	*c/dh	3	0	1	0	0	0	0	2	0	0	0	0	0	0	0	3	0	0	.224
Mar 14	TEXAS A&M	*c	3	0	0	0	0	0	0	0	0	0	0	0	0	0	0	5	0	0	.214
Mar 15	TEXAS A&M	*c	4	0	0	0	0	0	0	0	0	0	0	0	0	0	2	4	2	1	.203
Mar 16	TEXAS A&M	*c	3	0	1	2	1	0	0	1	0	0	0	0	0	0	1	6	0	0	.208
Mar 20	at South Carolina	*c	6	0	1	1	1	0	0	0	0	0	0	0	0	0	1	9	1	0	.205
Mar 21	at South Carolina	*c	3	0	0	0	0	0	0	1	0	0	0	0	0	0	1	2	0	0	.198
Mar 22	at South Carolina	*c	2	0	0	0	0	0	0	1	0	0	0	0	0	0	0	5	0	0	.193
Mar 24	LOUISIANA TECH	*c	3	0	0	0	0	0	0	0	0	0	0	0	0	0	10	1	0	0	.187
Mar 27	OKLAHOMA	*c	3	0	0	0	0	0	0	1	0	0	0	0	0	0	1	4	0	0	.181
Mar 28	OKLAHOMA	*c	3	0	0	0	0	0	0	0	0	0	0	0	0	0	1	4	1	0	.175
Mar 29	OKLAHOMA	*c	3	0	1	0	0	0	0	0	0	0	0	0	0	0	1	4	0	0	.180
Apr 02	at Missouri	*c	3	0	1	1	0	0	0	0	0	0	0	0	0	0	11	0	0	0	.184
Apr 03	at Missouri	*c	4	1	2	0	1	0	0	1	0	0	0	0	0	0	0	2	0	0	.196
Apr 04	at Missouri	*c	2	0	0	0	0	0	0	1	0	0	0	0	0	0	0	5	0	0	.193
Apr 07	CENTRAL ARK	*c	4	0	3	3	1	0	0	0	0	0	0	0	0	0	0	8	0	0	.212
Apr 10	ARIZONA	*c	3	0	0	0	0	0	0	0	0	0	0	0	0	0	2	3	0	0	.207
Apr 11	ARIZONA	*c	3	0	1	0	0	0	0	0	0	0	0	0	0	0	0	3	0	0	.210
Apr 12	ARIZONA	*c	2	1	1	0	0	0	0	0	0	0	0	0	0	0	0	4	0	0	.215
Apr 24	at Mississippi State	*c	3	0	1	0	0	0	0	1	0	0	0	0	0	0	1	1	1	0	.218
Apr 25	at Mississippi State	*c	1	0	0	0	0	0	0	1	0	0	0	0	0	0	0	7	0	0	.216
Apr 26	at Mississippi State	*c	2	0	1	0	0	0	0	1	0	0	0	0	0	0	0	2	0	0	.220
Apr 28	MONEESE	*dh	2	1	1	2	0	0	0	0	0	0	0	0	0	0	0	0	0	0	.225
Apr 30	AUBURN	*c	2	0	0	0	0	0	0	1	0	0	0	0	0	0	2	10	0	0	.221
May 02	AUBURN-1	*c/dh	4	2	2	3	1	0	0	0	0	0	0	0	0	0	0	2	0	0	.230
May 02	AUBURN-2	*c	3	0	2	1	1	0	0	1	0	0	0	0	0	0	1	7	0	0	.239
Totals			47gs	138	9	33	27	10	0	2	25	0	1	0	0	1	23	202	10	1	.239

On base pct. .360 • Slugging pct. .355

### BERGERON'S CAREER STATS

Year	avg	gp-gs	ab	r	h	2b	3b	hr	rbi	tb	slg%	bb	hbp	so	gdp	ob%	sf	sh	sb-att	po	a	e	fld%
2023	.214	37-32	84	7	18	3	0	1	8	24	.286	11	3	22	1	.323	1	0	0-0	189	11	1	.995
2024	.254	53-49	138	10	35	6	0	4	19	53	.384	14	0	24	1	.318	2	1	0-0	305	23	1	.997
2025	.364	58-58	165	37	60	10	0	9	49	97	.588	45	1	20	1	.498	2	0	0-0	312	13	2	.994
2026	.239	47-47	138	9	33	10	0	2	27	49	.355	25	1	23	1	.360	0	0	0-0	202	10	1	.995
TOTAL	.278	195-186	525	63	146	29	0	16	103	223	.425	95	5	89	4	.390	5	1	0-0	1008	57	5	.995



# ASHLIN MOWERY

# 14

Utility • 5-11 • Freshman • R/R • HS • Lancaster, Ohio (Lancaster HS)

## SINGLE-GAME SEASON HIGHS

Hits	N/A
Doubles	N/A
Triples	N/A
Home Runs	N/A
Total Bases	N/A
RBI	N/A
Runs Scored	N/A
Walks	N/A
Hit By Pitch	N/A
Sacrifice Flies	N/A
Sac Hits	N/A
At Bats	N/A
Stolen Bases	N/A
Innings Pitched	5.1, Howard (02/22/26)
Strikeouts	4, Howard (02/22/26)
Batters Faced	19, Howard (02/22/26)
Putouts	N/A
Assists	1, Howard (02/22/26)
Runners CS	N/A

## Complete bio

### Freshman Season (2026)

- Threw a combined shutout in her first collegiate start with 5.1 innings against Howard (Feb. 22).
- Retired three of four batters she faced, including a strikeout, in her collegiate debut (vs. Lamar, Feb. 8).
- Played at Lancaster High School where she was named the 2025 Central Division I Player of the Year.
- A four-time Ohio Capital Conference First Team selection.
- Played club for Virginia Unity, helping her team win a PGF championship in 2024.

## 2026 SEASON GAME-BY-GAME

Date	Opponent	Pos	AB	R	H	RBI	2B	3B	HR	BB	SB	CS	HBP	SAC	SF	GDP	K	PO	A	E	Avg
Feb 22	HOWARD	*p	0	0	0	0	0	0	0	0	0	0	0	0	0	0	0	0	1	0	0.000
Apr 28	MCNEESE	p	0	0	0	0	0	0	0	0	0	0	0	0	0	0	0	0	1	1	0.000
Totals		1gs	0	0	0	0	0	0	0	0	0	0	0	0	0	0	0	0	1	1	0.000

On base pct. .000 • Slugging pct. .000

### #14 Ashlin Mowery - 7 appearances (All games)

Date	Opponent	GS	IP	H	R	ER	BB	SO	2B	3B	HR	WP	BK	HBP	IBB	Score	W-L	Sv	ERA	NP
Feb 08	LAMAR		1.0	0	0	0	0	1	0	0	0	0	0	1	0	8-0	0-0	0	0.00	19
Feb 15	vs UCLA		0.1	2	1	1	0	0	1	0	0	0	0	0	0	0-8	0-0	0	5.25	9
Feb 22	HOWARD	*	5.1	1	0	0	1	4	0	0	0	0	0	0	0	1-0	1-0	0	1.05	61
Feb 28	MEMPHIS		1.0	0	0	0	0	0	0	0	0	0	0	0	0	7-0	1-0	0	0.91	9
Mar 10	at Nicholls		2.0	0	0	0	0	0	0	0	0	0	0	0	0	12-2	1-0	0	0.72	24
Mar 24	LOUISIANA TECH		1.0	0	0	0	1	2	0	0	0	0	0	1	0	9-0	1-0	0	0.66	16
Apr 28	MCNEESE		1.0	0	0	0	0	0	0	0	0	0	0	0	0	16-0	1-0	0	0.60	15
Totals		1	11.2	3	1	1	2	7	1	0	0	0	0	0	2	0 53-10	1-0	0	0.60	-

## SINGLE-GAME CAREER HIGHS

Hits	N/A
Doubles	N/A
Triples	N/A
Home Runs	N/A
Total Bases	N/A
RBI	N/A
Runs Scored	N/A
Walks	N/A
Hit By Pitch	N/A
Sacrifice Flies	N/A
Sac Hits	N/A
At Bats	N/A
Stolen Bases	N/A
Innings Pitched	5.1, Howard (02/22/26)
Strikeouts	4, Howard (02/22/26)
Batters Faced	19, Howard (02/22/26)
Putouts	N/A
Assists	1, Howard (02/22/26)
Runners CS	N/A

## MOWERY'S CAREER STATS

Year	avg	gp-gs	ab	r	h	2b	3b	hr	rbi	tb	slg%	bb	hbp	so	gdp	ob%	sf	sh	sb-att	po	a	e	fld%
2026	.000	0-0	0	0	0	0	0	0	0	0	.000	0	0	0	0	.000	0	0	0-0	0	1	1	.500
TOTAL	.000	0-0	0	0	0	0	0	0	0	0	.000	0	0	0	0	.000	0	0	0-0	0	1	1	.500

Year	era	w-l	app	gs	cg	sho	sv	ip	h	r	er	bb	so	2b	3b	hr	bf	bavg	wp	hbp	bk	sfa	sha
2026	0.60	1-0	7	1	0	0/5	0	11.2	3	1	1	2	7	1	0	0	43	.079	0	2	0	0	1
TOTAL	0.60	1-0	7	1	0	0/5	0	11.2	3	1	1	2	7	1	0	0	43	.079	0	2	0	0	1



# JADYN LANEAUX

# 15

Outfield • 5-10 • Junior • L/R • 2L • Marietta, Ga. (Pope HS)

## SINGLE-GAME SEASON HIGHS

Hits	N/A
Doubles	N/A
Triples	N/A
Home Runs	N/A
Total Bases	N/A
RBlS	N/A
Runs Scored	N/A
Walks	N/A
Hit By Pitch	N/A
Sacrifice Flies	N/A
Sac Hits	N/A
At Bats	N/A
Stolen Bases	N/A
Putouts	N/A
Assists	N/A

## Complete bio

### Junior Season (2026)

- Made 52 starts and played in 56 games in left field in 2025.
- Concluded last season with a .313 batting average on 45 hits and had a .420 on-base percentage.
- Logged 11 multi-hit games, six multi-RBI games, and a six-game hitting streak.
- Led the outfield in 2025 with 89 putouts and had one assist and one error (.989 fielding percentage).

## 2025 SEASON GAME-BY-GAME

Date	Opponent	Pos	AB	R	H	RBI	2B	3B	HR	BB	SB	CS	HBP	SAC	SF	GDP	K	PO	A	E	Avg
Feb 07	CHARLOTTE	*of	4	0	1	0	0	0	0	0	0	0	0	0	0	0	1	2	0	0	.250
Feb 08	CENTRAL ARK	*of	1	1	1	0	0	1	0	0	0	0	0	0	0	0	0	2	0	0	.400
Feb 09	SOUTHEASTERN LA	*of	2	0	0	0	0	0	1	0	0	0	0	0	0	0	0	2	0	0	.286
Feb 14	UT ARLINGTON	of	1	0	0	0	0	0	0	0	0	0	0	0	0	0	0	0	0	0	.250
Feb 14	NORTHWESTERN	of	0	0	0	0	0	0	0	0	0	0	0	0	0	0	0	0	0	0	.250
Feb 15	NORTHWESTERN	ph/lf	1	1	1	0	1	0	0	0	0	0	0	0	0	0	0	0	0	0	.333
Feb 15	VIRGINIA TECH	*of	3	0	3	2	0	0	1	0	0	0	0	0	0	0	4	0	0	0	.500
Feb 16	VIRGINIA TECH	*of	2	2	1	1	0	0	0	0	0	0	1	0	0	0	0	0	0	0	.500
Feb 21	PENN ST	*of	1	1	1	1	0	0	0	1	0	0	0	0	0	0	1	0	0	0	.533
Feb 21	SOUTHERN MISS	*of	3	0	1	3	0	0	0	0	0	0	0	0	0	0	0	0	0	0	.500
Feb 22	SOUTHERN MISS	*of	3	1	1	0	0	0	0	1	0	1	0	0	0	0	1	0	0	0	.476
Feb 22	NICHOLLS	*of	1	1	0	0	0	0	0	1	0	0	0	0	0	0	0	2	0	0	.455
Feb 27	vs UCLA	*of	2	0	0	0	0	0	0	1	0	0	0	0	0	1	0	3	0	0	.417
Feb 27	at Cal State Fullerton	*of	3	2	2	0	1	0	0	1	0	0	0	0	0	0	0	0	0	0	.444
Feb 28	vs Utah	*of	3	0	2	0	0	0	0	0	0	0	0	0	0	0	0	1	0	0	.467
Feb 28	vs Notre Dame	*of	4	1	2	1	0	0	0	0	1	0	0	0	0	0	1	0	0	0	.471
Mar 01	vs Weber St.	*of	3	0	0	0	0	0	0	0	0	0	0	0	0	0	0	2	0	0	.432
Mar 05	ULM	*of	3	1	1	1	0	0	0	1	0	0	0	0	0	0	0	1	0	0	.425
Mar 07	SOUTH ALABAMA	*of	3	0	0	0	0	0	0	1	1	0	0	0	0	0	0	0	0	0	.395
Mar 07	SOUTH ALABAMA	*of	0	1	0	0	0	0	0	2	0	0	0	0	0	0	0	0	0	0	.395
Mar 08	MINNESOTA	*of	2	2	0	0	0	0	0	1	0	0	0	0	0	0	0	0	0	0	.378
Mar 09	MINNESOTA	*of	2	0	0	0	0	0	0	1	0	0	0	0	0	0	0	2	0	0	.362
Mar 11	ULL	*of	1	3	1	1	1	0	0	2	0	0	0	0	0	0	0	1	0	0	.375
Mar 14	KENTUCKY	*of	2	0	0	0	0	0	0	0	0	0	0	0	0	0	2	1	0	0	.360
Mar 15	KENTUCKY	*of	3	0	2	0	0	0	0	0	0	0	0	0	0	0	0	1	0	0	.377
Mar 16	KENTUCKY	*of	4	0	0	0	0	0	0	0	0	0	0	0	0	0	0	2	0	0	.351
Mar 21	at Georgia	*of	3	0	1	0	0	0	0	0	0	0	0	0	0	0	1	0	0	0	.350
Mar 22	at Georgia	*of	2	1	1	0	0	0	0	1	0	0	0	0	0	0	0	0	0	0	.355
Mar 23	at Georgia	*of	3	0	2	1	0	0	0	0	0	0	0	0	0	0	0	0	0	0	.369
Mar 25	at ULL	*of	3	2	2	1	0	0	0	1	1	0	0	0	0	0	0	3	0	0	.382
Mar 28	SOUTH CAROLINA	*of	2	0	0	0	0	0	0	1	0	0	0	0	0	0	0	1	0	0	.371
Mar 30	SOUTH CAROLINA-1	*of	3	0	0	0	0	0	0	0	0	0	0	0	0	0	2	2	0	0	.356
Mar 30	SOUTH CAROLINA-2	*of	3	0	2	0	0	0	0	0	0	0	0	0	0	0	0	3	0	0	.368
Apr 01	at McNeese	*of	4	1	2	1	1	0	0	0	0	0	0	0	0	0	0	4	0	0	.375
Apr 04	ALABAMA	*of	2	0	0	0	0	0	0	0	0	0	0	0	0	0	1	1	0	0	.366
Apr 05	ALABAMA	*of	3	1	1	0	1	0	0	0	0	0	0	0	0	0	1	1	0	0	.365
Apr 06	ALABAMA	*of	2	0	1	0	0	0	0	1	0	0	0	0	0	0	0	3	0	0	.368
Apr 09	LOUISIANA TECH	*of	3	1	1	1	0	0	0	1	0	0	0	0	0	0	0	0	0	0	.367
Apr 11	at Texas A&M	*of	3	1	1	2	1	0	0	1	0	0	0	0	0	0	1	3	1	0	.366
Apr 12	at Texas A&M	*of	2	0	0	0	0	0	0	0	0	0	0	0	0	0	1	3	0	0	.358
Apr 13	at Texas A&M	*of	3	0	0	0	0	0	0	0	0	0	0	0	0	0	0	5	0	0	.347
Apr 17	at Texas	*of	4	0	0	0	0	0	0	0	0	0	0	0	0	0	0	3	0	0	.333
Apr 18	at Texas	*of	2	0	0	0	0	0	0	1	0	0	0	0	0	0	0	2	0	0	.327
Apr 19	at Texas	*of	2	1	0	0	0	0	0	1	0	0	0	0	0	0	0	2	0	0	.321
Apr 22	MCNEESE	*of	3	1	1	0	0	0	0	1	0	0	0	0	0	0	0	0	0	0	.321
Apr 26	FLORIDA	*of	2	1	1	0	1	0	0	0	0	0	0	0	0	0	0	1	0	0	.324
Apr 27	FLORIDA	*of	2	0	0	0	0	0	0	1	0	0	0	0	0	0	0	3	0	0	.319
Apr 28	FLORIDA	*of	3	1	3	2	0	0	0	1	0	0	0	0	0	0	0	3	0	0	.336
May 01	at Arkansas	*of	3	1	1	2	1	0	0	2	0	0	0	0	0	0	0	4	0	0	.336
May 02	at Arkansas	*of	4	1	1	1	0	0	0	1	0	0	0	0	0	0	1	0	0	0	.333
May 03	at Arkansas	*of	3	0	0	0	0	0	0	0	0	0	0	0	0	0	2	3	0	0	.325
May 07	vs Mississippi State	*of	4	1	1	0	0	0	0	0	0	0	0	0	0	0	0	2	3	0	.323
May 08	vs Oklahoma	*of	3	0	0	0	0	0	0	0	0	0	0	0	0	0	2	3	0	0	.316
May 16	SOUTHEASTERN LA	*of	3	0	1	1	0	0	0	0	0	0	0	0	0	1	1	4	0	0	.316
May 17	UCONN	*of	4	0	0	0	0	0	0	0	0	0	0	0	0	0	0	1	0	0	.307
May 17	SOUTHEASTERN LA	*of	4	1	2	2	0	0	0	0	0	0	0	0	0	0	0	1	0	1	.312
Totals			52gs	144	32	45	24	8	1	0	27	6	0	1	0	2	2	21	89	1	.312

On base pct. .420 • Slugging pct. .382

## LANEAUX'S CAREER STATS

Year	avg	gp-gs	ab	r	h	2b	3b	hr	rbi	tb	slg%	bb	hbp	so	gdp	ob%	sf	sh	sb-att	po	a	e	fld%
2024	.167	6-0	6	1	1	0	0	0	0	1	.167	0	0	1	0	.167	0	0	1-1	1	0	0	1.000
2025	.313	56-52	144	32	45	8	1	0	24	55	.382	27	1	21	2	.420	2	0	6-6	89	1	1	.989
TOTAL	.307	62-52	150	33	46	8	1	0	24	56	.373	27	1	22	2	.411	2	0	7-7	90	1	1	.989



# PAYTN MONTICELLI

# 17

Pitcher • 6-2 • Senior • R/R • TR • Cedarburg, Wisc. (Oklahoma)

## SINGLE-GAME SEASON HIGHS

Innings Pitched	7.0, Three Times
Strikeouts	9, Auburn (04/30/26) Memphis (02/28/26)
Batters Faced	30, Nevada (02/06/26)
Putouts	1, Auburn (04/30/26) Ole Miss (04/17/26)
Assists	2, Auburn (04/30/26) Ole Miss (04/19/26)
Runners CS	N/A

## SINGLE-GAME CAREER HIGHS

Innings Pitched	7.0, Four Times*
Strikeouts	13 vs. North Carolina (02/24/23)*
Batters Faced	31 vs. North Carolina (02/25/23)*
Putouts	1, Four Times*
Assists	2, Auburn (04/30/26) Ole Miss (04/19/26)
Runners CS	1 vs. North Carolina (02/24/23)*

\* Includes games played at Wisconsin  
 \*\* Includes games played at Oklahoma  
 ^ Includes games played at Oklahoma & Wisconsin

## Complete bio

### Senior Season (2026)

- Is 5-0 in her last six appearances with a 0.58 ERA, 16 strikeouts an .171 opposing batting average.
- Logged her first shutout as an LSU Tiger in the series opener versus Auburn (April 30).
- Registered her 10th career win in the circle in her first appearance as an LSU Tiger (vs. Nevada, Feb. 6).
- Played two seasons at Oklahoma (2024-2025) after beginning her collegiate career at Wisconsin (2023).
- Is a two-time Wisconsin Gatorade Player of the Year.
- Won a bronze medal at the 2025 European Tournament with Great Britain.

### 2026 SEASON GAME-BY-GAME

Date	Opponent	Pos	AB	R	H	RBI	2B	3B	HR	BB	SB	CS	HBP	SAC	SF	GDP	K	PO	A	E	Avg		
Feb 12	vs Nebraska	p	0	0	0	0	0	0	0	0	0	0	0	0	0	0	0	0	0	1	0	.000	
Mar 20	at South Carolina	p	0	0	0	0	0	0	0	0	0	0	0	0	0	0	0	0	0	1	0	.000	
Mar 24	LOUISIANA TECH	*p	0	0	0	0	0	0	0	0	0	0	0	0	0	0	0	0	0	1	0	.000	
Apr 04	at Missouri	*p	0	0	0	0	0	0	0	0	0	0	0	0	0	0	0	0	0	1	0	.000	
Apr 12	ARIZONA	*p	0	0	0	0	0	0	0	0	0	0	0	0	0	0	0	0	0	1	0	.000	
Apr 17	OLE MISS	p	0	0	0	0	0	0	0	0	0	0	0	0	0	0	0	0	0	1	0	.000	
Apr 18	OLE MISS	p	0	0	0	0	0	0	0	0	0	0	0	0	0	0	0	0	0	1	0	.000	
Apr 19	OLE MISS	p	0	0	0	0	0	0	0	0	0	0	0	0	0	0	0	0	0	2	0	.000	
Apr 26	at Mississippi State	*p	0	0	0	0	0	0	0	0	0	0	0	0	0	0	0	0	0	1	0	.000	
Apr 30	AUBURN	*p	0	0	0	0	0	0	0	0	0	0	0	0	0	0	0	0	0	2	0	.000	
Totals		4gs	0	0	0	0	0	0	0	0	0	0	0	0	0	0	0	0	0	2	10	1	.000

On base pct. .000 • Slugging pct. .000

### #17 Paytn Monticelli - 19 appearances (All games)

Date	Opponent	GS	IP	H	R	ER	BB	SO	2B	3B	HR	WP	BK	HBP	IBB	Score	W-L	Sv	ERA	NP	
Feb 06	NEVADA	*	7.0	8	2	2	2	5	1	0	1	2	0	0	0	6-2	1-0	0	2.00	135	
Feb 12	vs Nebraska		3.1	4	1	1	0	1	2	0	0	0	0	0	0	0-6	1-0	0	2.03	45	
Feb 15	vs UCLA	*	1.1	3	3	3	1	2	0	0	0	1	0	1	0	0-8	1-1	0	3.60	39	
Feb 17	SOUTH ALABAMA	*	1.0	2	1	1	1	2	0	0	0	0	0	0	0	10-2	1-1	0	3.87	38	
Feb 21	MICHIGAN ST	*	4.1	6	4	4	3	6	1	0	0	0	0	2	0	5-4	1-1	0	4.53	82	
Feb 28	MEMPHIS	*	6.0	2	0	0	2	9	0	0	0	0	0	1	0	7-0	2-1	0	3.35	99	
Mar 07	at Tennessee		2.0	4	3	3	1	1	0	0	2	0	0	0	0	6-11	2-1	0	3.92	60	
Mar 10	at Nicholls		1.0	1	1	1	1	1	1	0	0	0	0	0	0	12-2	2-1	0	4.04	18	
Mar 20	at South Carolina		2.1	3	2	2	1	2	0	0	0	0	0	1	0	5-6	2-1	0	4.20	50	
Mar 24	LOUISIANA TECH	*	3.0	1	0	0	1	7	0	0	0	0	0	0	0	9-0	3-1	0	3.80	46	
Mar 29	OKLAHOMA		1.0	0	0	0	0	1	0	0	0	0	0	0	0	4-8	3-1	0	3.68	14	
Apr 04	at Missouri	*	4.0	4	1	1	3	3	0	0	0	0	0	0	0	0-1	3-2	0	3.47	91	
Apr 12	ARIZONA	*	5.1	2	3	3	3	4	0	0	1	0	0	0	0	2-4	3-3	0	3.53	88	
Apr 17	OLE MISS		2.0	2	0	0	0	1	0	0	0	0	0	0	0	6-4	4-3	0	3.37	33	
Apr 18	OLE MISS		1.2	1	0	0	1	2	0	0	0	2	0	1	0	7-6	5-3	0	3.24	31	
Apr 19	OLE MISS		3.1	1	0	0	1	2	0	0	0	0	0	1	0	8-5	6-3	0	3.02	63	
Apr 24	at Mississippi State		3.1	2	2	1	1	0	0	0	0	0	0	0	0	3-5	6-3	0	2.96	46	
Apr 26	at Mississippi State		7.0	4	1	1	1	2	1	0	0	0	0	0	0	5-3	7-3	0	2.73	88	
Apr 30	AUBURN	*	7.0	4	0	0	2	9	1	0	0	0	0	0	0	3-0	8-3	0	2.44	115	
Totals			8	66.0	54	24	23	25	60	9	0	4	5	0	7	0	98-77	8-3	0	2.44	-

### MONTICELLI'S CAREER STATS (AT WISCONSIN & OKLAHOMA 2023-2025)

Year	era	w-l	app	gs	cg	sho	sv	ip	h	r	er	bb	so	2b	3b	hr	bf	bavg	wp	hbp	bk	sfa	sha
2023	2.71	7-4	21	13	3	1/2	0	80.0	72	39	31	21	82	11	5	8	350	.235	9	16	0	3	4
TOTAL	2.71	7-4	21	13	3	1/2	0	80.0	72	39	31	21	82	11	5	8	350	.235	9	16	0	3	4
Year	era	w-l	app	gs	cg	sho	sv	ip	h	r	er	bb	so	2b	3b	hr	bf	bavg	wp	hbp	bk	sfa	sha
2024	1.09	0-0	18	1	0	0/8	0	19.1	10	3	3	8	23	0	0	1	80	.149	0	5	0	0	0
2025	3.94	2-0	16	2	0	0/4	0	21.1	15	14	12	13	20	2	0	4	96	.190	3	3	0	1	0
TOTAL	2.58	2-0	34	3	0	0/12	0	40.2	25	17	15	21	43	2	0	5	176	.171	3	8	0	1	0

### MONTICELLI'S CAREER STATS (AT LSU)

Year	era	w-l	app	gs	cg	sho	sv	ip	h	r	er	bb	so	2b	3b	hr	bf	bavg	wp	hbp	bk	sfa	sha
2026	2.44	8-3	19	8	2	1/2	0	66.0	54	24	23	25	60	9	0	4	276	.223	5	7	0	0	2
TOTAL	2.44	8-3	19	8	2	1/2	0	66.0	54	24	23	25	60	9	0	4	276	.223	5	7	0	0	2



# TATUM CLOPTON

# 18

Pitcher • 5-10 • 5th-Year Senior • L/R • 1L • Lawrence, Kan. (Oklahoma State)

## SINGLE-GAME SEASON HIGHS

Hits	N/A
Doubles	N/A
Triples	N/A
Home Runs	N/A
Total Bases	N/A
RBI	N/A
Runs Scored	N/A
Walks	N/A
Hit By Pitch	N/A
Sacrifice Flies	N/A
Sac Hits	N/A
At Bats	N/A
Stolen Bases	N/A
Innings Pitched	7.0, #16 Texas A&M (03/16/26)
Strikeouts	7, Central Arkansas (04/07/26)
Batters Faced	33, #16 Texas A&M (03/16/26)
Putouts	N/A
Assists	1, Five Times
Runners CS	N/A

## SINGLE-GAME CAREER HIGHS

Hits	N/A
Doubles	N/A
Triples	N/A
Home Runs	N/A
Total Bases	N/A
RBI	N/A
Runs Scored	N/A
Walks	N/A
Hit By Pitch	N/A
Sacrifice Flies	N/A
Sac Hits	N/A
At Bats	1, Texas Tech (03/27/22)* at Memphis (03/10/22)*
Stolen Bases	N/A
Innings Pitched	7.0, Three Times
Strikeouts	10, UT Arlington (02/14/25)
Batters Faced	33, #16 Texas A&M (03/16/26)
Putouts	1, at #3 Texas A&M (04/13/25) ULM (03/05/25)
Assists	2, Southern Miss (02/22/25)
Runners CS	1, ULM (03/05/25)

\* Includes games played at Oklahoma St.

## Complete bio

### 5th-Year Senior Season (2026)

- Logged a season-high seven strikeouts for her 15th career win vs. Central Arkansas (April 7, 2026).
- Returned to the circle in 2025 for the first time since 2022 (1,057 days) due to injury and had a 7-2 record.
- Tallied 45 strikeouts in 58.0 innings pitched and held opposing batters to a .186 average in 2025.
- Pitched a career-high 7.0 innings with 10 strikeouts against UT Arlington (Feb. 14).
- Part of two WCWS appearances at Oklahoma State (2022-23).
- Made eight starts, 15 appearances, and threw three complete games and one solo shutout in 2025.

### 2026 SEASON GAME-BY-GAME

Date	Opponent	Pos	AB	R	H	RBI	2B	3B	HR	BB	SB	CS	HBP	SAC	SF	GDP	K	PO	A	E	Avg
Feb 17	SOUTH ALABAMA	*p	0	0	0	0	0	0	0	0	0	0	0	0	0	0	0	0	1	0	.000
Feb 27	NICHOLLS	*p	0	0	0	0	0	0	0	0	0	0	0	0	0	0	0	0	1	0	.000
Mar 16	TEXAS A&M	*p	0	0	0	0	0	0	0	0	0	0	0	0	0	0	0	0	1	0	.000
Apr 07	CENTRAL ARK	*p	0	0	0	0	0	0	0	0	0	0	0	0	0	0	0	0	1	0	.000
Apr 18	OLE MISS	*p	0	0	0	0	0	0	0	0	0	0	0	0	0	0	0	0	1	0	.000
Totals		4gs	0	0	0	0	0	0	0	0	0	0	0	0	0	0	0	0	5	0	.000

On base pct. .000 • Slugging pct. .000

### #18 Tatum Clopton - 13 appearances (All games)

Date	Opponent	GS	IP	H	R	ER	BB	SO	2B	3B	HR	WP	BK	HBP	IBB	Score	W-L	Sv	ERA	NP
Feb 06	NC STATE		4.2	1	0	0	2	6	0	0	0	0	0	0	0	7-5	1-0	0	0.00	62
Feb 08	LAMAR	*	4.0	1	0	0	0	3	1	0	0	0	0	0	0	8-0	2-0	0	0.00	47
Feb 14	vs UCF	*	3.2	6	3	2	2	4	1	0	1	0	0	0	0	1-5	2-1	0	1.14	86
Feb 17	SOUTH ALABAMA	*	4.0	3	1	1	2	0	0	0	0	0	0	0	0	10-2	3-1	0	1.29	44
Feb 21	MICHIGAN ST		2.2	1	0	0	0	1	0	0	0	0	0	0	0	5-4	4-1	0	1.11	21
Feb 22	HOWARD		1.2	0	0	0	0	0	0	0	0	0	0	0	0	1-0	4-1	1	1.02	12
Feb 27	NICHOLLS	*	5.0	1	1	1	0	2	0	0	0	0	0	2	0	3-1	5-1	1	1.09	65
Mar 07	at Tennessee	*	2.0	5	3	3	1	0	0	0	1	0	0	0	0	6-11	5-1	1	1.77	45
Mar 16	TEXAS A&M	*	7.0	5	2	1	5	6	1	0	0	0	0	0	0	7-2	6-1	1	1.62	131
Mar 20	at South Carolina	*	2.0	6	3	3	0	1	0	0	2	0	0	0	0	5-6	6-1	1	2.10	40
Apr 07	CENTRAL ARK	*	4.1	3	1	1	2	7	1	0	1	0	0	0	0	9-1	7-1	1	2.05	83
Apr 18	OLE MISS	*	3.1	2	2	2	2	0	0	0	0	1	0	0	0	7-6	7-1	1	2.21	46
Apr 26	at Mississippi State	*	0.0	2	2	2	1	0	1	0	1	0	0	0	0	5-3	7-1	1	2.53	9
Totals		9	44.1	36	18	16	17	32	5	0	6	1	0	2	0	74-46	7-1	1	2.53	-

### CLOPTON'S CAREER STATS (AT OKLAHOMA STATE 2022)

Year	era	w-l	app	gs	cg	sho	sv	ip	h	r	er	bb	so	2b	3b	hr	bf	bavg	wp	hbp	bk	sfa	sha
2022	3.89	1-0	5	1	0	0/1	0	9.0	9	6	5	5	8	1	0	1	44	.237	2	1	0	0	0
TOTAL	3.89	1-0	5	1	0	0/1	0	9.0	9	6	5	5	8	1	0	1	44	.237	2	1	0	0	0

### CLOPTON'S CAREER STATS (AT LSU)

Year	era	w-l	app	gs	cg	sho	sv	ip	h	r	er	bb	so	2b	3b	hr	bf	bavg	wp	hbp	bk	sfa	sha
2025	3.14	7-2	15	8	3	1/1	0	58.0	39	34	26	41	45	8	1	5	259	.186	3	2	0	2	4
2026	2.53	7-1	13	9	1	0/2	1	44.1	36	18	16	17	32	5	0	6	184	.224	1	2	0	2	2
TOTAL	2.87	14-3	28	17	4	1/3	1	102.1	75	52	42	58	77	13	1	11	443	.202	4	4	0	4	6



# ALIX FRANKLIN

# 20

Utility • 5-7 • Sophomore • L/R • 1L • St. Amant, La. (St. Amant HS)

## SINGLE-GAME SEASON HIGHS

Hits	3 at Nicholls (03/10/26)
Doubles	1, Five Times
Triples	2, NC State (02/05/26)
Home Runs	1, Five Times
Total Bases	6 at Nicholls (03/10/26) NC State (02/05/26)
RBIs	5, Auburn (05/02/26)
Runs Scored	2, Five Times
Walks	2, Five Times
Hit By Pitch	1, #12/11 Arizona (04/12/26) Memphis (02/28/26)
Sacrifice Flies	1, #12/11 Arizona (04/11/26) #5/3 Oklahoma (03/28/26)
Sac Hits	1 at Mississippi St. (04/26/26)
At Bats	5, Three Times
Stolen Bases	2, Illinois (02/08/26)
Putouts	5 at Mississippi St. (04/24/26) UL Lafayette (02/21/26)
Assists	1, Michigan St. (02/21/26) Nevada (02/07/26)

## SINGLE-GAME CAREER HIGHS

Hits	3 at Nicholls (03/10/26)
Doubles	1, Five Times
Triples	2, NC State (02/05/26)
Home Runs	1, Five Times
Total Bases	6 at Nicholls (03/10/26) NC State (02/05/26)
RBIs	5, Auburn (05/02/26)
Runs Scored	2, Five Times
Walks	2, Five Times
Hit By Pitch	1, #12/11 Arizona (04/12/26) Memphis (02/28/26)
Sacrifice Flies	1, #12/11 Arizona (04/11/26) #5/3 Oklahoma (03/28/26)
Sac Hits	1 at Mississippi St. (04/26/26)
At Bats	5, Three Times
Stolen Bases	2, Illinois (02/08/26)
Putouts	5 at Mississippi St. (04/24/26) UL Lafayette (02/21/26)
Assists	1, Michigan St. (02/21/26) Nevada (02/07/26)

## Complete bio

### Sophomore Season (2026)

- Leads the SEC with six triples, and has 16 extra-base hits.
- Hit her first career grand slam vs. Auburn (May 2); first home run vs. No. 22/19 Duke (Feb. 13)
- Recorded a career-high three hits at Nicholls (March 10).
- A three-time Louisiana 5A State Champion (2022-24) and four-time All-State selection.
- Won the 2024 Alliance Fastpitch National Championship with the Texas Bombers Gold Scott Smith club.

### 2026 SEASON GAME-BY-GAME

Date	Opponent	Pos	AB	R	H	RBI	2B	3B	HR	BB	SB	CS	HBP	SAC	SF	GDP	K	PO	A	E	Avg	
Feb 05	NC STATE	*of	3	1	2	2	0	2	0	0	0	0	0	0	0	0	0	1	0	0	.667	
Feb 06	NEVADA	*of	3	0	0	0	0	0	0	0	0	0	0	0	0	0	0	0	0	0	.333	
Feb 06	NC STATE	ph/of	3	1	1	1	1	0	0	0	0	0	0	0	0	0	0	2	0	0	.333	
Feb 07	NEVADA	*of	1	1	1	0	0	0	2	0	0	0	0	0	0	0	0	2	1	0	.400	
Feb 08	ILLINOIS	*of	3	1	1	0	0	0	0	2	0	0	0	0	0	0	0	1	0	0	.385	
Feb 08	LAMAR	*of	3	0	1	0	0	0	0	1	0	0	0	0	0	0	0	1	0	0	.375	
Feb 12	vs Nebraska	*of	3	0	1	0	0	0	0	0	0	0	0	0	0	0	1	4	0	0	.368	
Feb 12	vs Oklahoma St	*of	4	0	0	0	0	0	0	0	0	0	0	0	0	0	3	0	0	0	.304	
Feb 13	vs Duke	*of	3	1	1	1	0	0	1	0	0	0	0	0	0	0	0	2	0	1	.308	
Feb 14	vs UCF	*of	2	0	0	0	0	0	0	1	0	0	0	0	0	0	0	0	0	0	.286	
Feb 15	vs UCLA	*of	2	0	1	0	0	1	0	0	0	0	0	0	0	0	0	1	0	0	.300	
Feb 17	SOUTH ALABAMA	*of	3	0	2	4	0	1	0	0	0	0	0	0	0	0	1	1	0	0	.333	
Feb 20	MICHIGAN ST	*of	1	1	1	1	0	0	2	0	0	0	0	0	0	0	0	0	0	0	.353	
Feb 21	ULL	*of	4	0	0	0	0	0	1	0	0	0	0	0	0	0	2	5	0	0	.316	
Feb 21	MICHIGAN ST	*of	3	1	0	0	0	0	0	1	0	0	0	0	0	0	0	0	1	1	.293	
Feb 22	HOWARD	*of	2	0	1	0	0	0	0	1	0	0	0	0	0	0	0	2	0	0	.302	
Feb 24	at McNeese	*of	3	1	0	0	0	0	2	0	0	0	0	0	0	0	1	1	0	0	.283	
Feb 27	NICHOLLS	*of	3	0	0	0	0	0	0	1	0	0	0	0	0	0	0	2	0	0	.265	
Feb 27	MEMPHIS	*of	2	1	1	2	0	0	0	1	0	0	0	0	0	0	0	1	0	0	.275	
Feb 28	IOWA	*of	2	0	0	0	0	0	1	0	0	0	0	0	0	0	0	3	0	0	.264	
Feb 28	MEMPHIS	*of	1	0	1	0	0	0	1	0	0	1	0	0	0	0	1	0	0	0	.259	
Mar 08	at Tennessee	*dh	4	0	1	0	0	0	0	0	0	0	0	0	0	0	0	1	0	0	.259	
Mar 10	at Nicholls	*of	5	1	3	2	1	1	0	0	0	0	0	0	0	0	0	1	1	0	.286	
Mar 14	TEXAS A&M	*of	3	1	1	0	0	0	0	0	0	0	0	0	0	0	0	3	0	0	.288	
Mar 15	TEXAS A&M	*of	2	0	0	0	0	0	0	1	0	0	0	0	0	0	0	2	0	0	.279	
Mar 16	TEXAS A&M	*of	3	2	1	1	0	0	1	0	0	0	0	0	0	0	0	1	0	0	.282	
Mar 20	at South Carolina	*of	5	0	1	0	1	0	0	1	0	0	0	0	0	0	2	4	0	0	.276	
Mar 21	at South Carolina	*of	4	0	1	0	0	0	0	0	0	0	0	0	0	0	1	2	0	0	.275	
Mar 22	at South Carolina	*of	3	0	0	0	0	0	0	0	0	0	0	0	0	0	1	2	0	0	.265	
Mar 24	LOUISIANA TECH	*of	1	2	0	1	0	0	0	1	0	0	0	0	0	0	0	0	0	0	.262	
Mar 27	OKLAHOMA	*of	2	0	2	1	0	0	2	0	0	0	0	0	0	0	0	3	0	0	.279	
Mar 28	OKLAHOMA	*of	2	1	1	1	0	0	0	0	0	0	0	0	1	0	0	3	0	0	.284	
Mar 29	OKLAHOMA	*of	4	0	1	1	0	0	0	0	0	0	0	0	0	0	1	3	0	0	.283	
Apr 02	at Missouri	*of	4	1	1	1	0	0	0	0	0	0	0	0	0	0	0	1	0	0	.281	
Apr 03	at Missouri	*of	5	1	1	2	0	0	1	1	0	0	0	0	0	0	0	3	0	0	.277	
Apr 04	at Missouri	*of	3	0	1	0	0	0	0	0	0	0	0	0	0	0	1	2	0	0	.279	
Apr 07	CENTRAL ARK	*of	3	2	1	1	1	0	0	1	0	0	0	0	0	0	0	1	0	0	.280	
Apr 10	ARIZONA	*of	2	0	0	0	0	0	0	1	0	0	0	0	0	0	0	4	0	1	.275	
Apr 11	ARIZONA	*of	0	0	0	1	0	0	0	2	0	0	0	0	1	0	0	3	0	0	.275	
Apr 12	ARIZONA	*of	2	0	0	1	0	0	0	0	0	0	1	0	0	0	0	0	0	0	.270	
Apr 14	at ULL	*of	2	1	0	0	0	0	0	1	0	0	0	0	0	0	0	2	0	0	.265	
Apr 17	OLE MISS	*of	3	1	1	0	0	0	0	1	0	0	0	0	0	0	0	1	1	0	.267	
Apr 18	OLE MISS	*of	4	1	2	0	1	0	0	0	0	0	0	0	0	0	0	0	0	0	.275	
Apr 19	OLE MISS	*of	4	1	2	1	0	1	0	0	0	0	0	0	0	0	1	1	1	0	.282	
Apr 24	at Mississippi State	*of	3	0	0	0	0	0	0	1	0	0	0	0	0	0	0	1	5	0	.276	
Apr 25	at Mississippi State	*of	4	0	1	1	0	0	0	0	0	0	0	0	0	0	0	3	0	0	.275	
Apr 26	at Mississippi State	*of	2	0	1	1	0	0	0	0	0	0	1	0	0	0	0	1	1	0	.278	
Apr 28	MCNEESE	*of	2	1	1	0	0	0	0	1	0	0	0	0	0	0	0	1	0	0	.281	
Apr 30	AUBURN	*of	3	0	1	1	0	0	0	0	0	0	0	0	0	0	0	2	0	0	.283	
May 02	AUBURN-1	*of	4	2	2	5	0	0	1	0	0	0	0	0	0	0	0	3	0	0	.289	
May 02	AUBURN-2	*of	4	2	2	2	0	0	1	0	0	0	0	0	0	0	0	0	0	0	.295	
Totals			50gs	146	29	43	36	5	6	5	27	3	0	2	1	2	1	25	85	2	3	.295

On base pct. .407 • Slugging pct. .514

### FRANKLIN'S CAREER STATS

Year	avg	gp-gs	ab	r	h	2b	3b	hr	rbi	tb	slg%	bb	hbp	so	gdp	ob%	sf	sh	sb-att	po	a	e	fld%
2025	.000	2-1	3	0	0	0	0	0	0	0	.000	0	0	1	0	.000	0	0	0-0	0	0	0	.000
2026	.295	51-50	146	29	43	5	6	5	36	75	.514	27	2	25	1	.407	2	1	3-3	85	2	3	.967
TOTAL	.289	53-51	149	29	43	5	6	5	36	75	.503	27	2	26	1	.400	2	1	3-3	85	2	3	.967



# CECE CELLURA

# 21

Pitcher • 6-0 • Junior • R/R • TR • Glendale, Calif. (San Diego State)

## SINGLE-GAME SEASON HIGHS

Innings Pitched	8.0, UL Lafayette (02/21/26)
Strikeouts	7, Auburn (05/02/26)
Batters Faced	30, UL Lafayette (02/21/26)
Putouts	1, #5/3 Oklahoma (03/27/26) vs. RV/#23 Oklahoma St. (02/12/26)
Assists	3, Three Times
Runners CS	N/A

## SINGLE-GAME CAREER HIGHS

Innings Pitched	8.0, UL Lafayette (02/21/26)
Strikeouts	7, Four Times*
Batters Faced	33, UC Santa Barbara (05/17/25)*
Putouts	1, Seven Times
Assists	4 at UNLV (05/03/24)* #17 Oregon (02/17/24)*
Runners CS	N/A

\* Includes games played at San Diego State

## Complete bio

### Junior Season (2026)

- Recorded 18 strikeouts and just three walks in a span over 36.2 innings pitched (March 15-April 12).
- Threw a season-best seven strikeouts against Auburn (May 2).
- Led San Diego State to consecutive Mountain West Conference Tournament titles.
- Was a 2025 All-Mountain West First Team selection behind a 19-9 record with 94 strikeouts and 2.28 ERA.
- Led the Mountain West with a 4.70 strikeout-to-walk ratio and a 1.10 WHIP last season.

### 2026 SEASON GAME-BY-GAME

Date	Opponent	Pos	AB	R	H	RBI	2B	3B	HR	BB	SB	CS	HBP	SAC	SF	GDP	K	PO	A	E	Avg
Feb 12	vs Oklahoma St	*p	0	0	0	0	0	0	0	0	0	0	0	0	0	0	0	1	0	0	.000
Feb 15	vs UCLA	*p	0	0	0	0	0	0	0	0	0	0	0	0	0	0	0	0	2	0	.000
Feb 21	ULL	*p	0	0	0	0	0	0	0	0	0	0	0	0	0	0	0	0	0	0	.000
Feb 27	MEMPHIS	*p	0	0	0	0	0	0	0	0	0	0	0	0	0	0	0	0	1	0	.000
Mar 15	TEXAS A&M	*p	0	0	0	0	0	0	0	0	0	0	0	0	0	0	0	0	3	0	.000
Mar 21	at South Carolina	*p	0	0	0	0	0	0	0	0	0	0	0	0	0	0	0	0	1	0	.000
Mar 27	OKLAHOMA	*p	0	0	0	0	0	0	0	0	0	0	0	0	0	0	0	1	0	0	.000
Apr 03	at Missouri	*p	0	0	0	0	0	0	0	0	0	0	0	0	0	0	0	0	3	0	.000
Apr 11	ARIZONA	*p	0	0	0	0	0	0	0	0	0	0	0	0	0	0	0	0	1	0	.000
Apr 17	OLE MISS	*p	0	0	0	0	0	0	0	0	0	0	0	0	0	0	0	0	1	0	.000
Apr 28	MCNEESE	*p	0	0	0	0	0	0	0	0	0	0	0	0	0	0	0	0	3	0	.000
Totals			10gs	0	0	0	0	0	0	0	0	0	0	0	0	0	0	2	17	0	.000

On base pct. .000 • Slugging pct. .000

### #21 Cece Cellura - 20 appearances (All games)

Date	Opponent	GS	IP	H	R	ER	BB	SO	2B	3B	HR	WP	BK	HBP	IBB	Score	W-L	Sv	ERA	NP
Feb 06	NC STATE	*	2.1	7	5	5	2	1	1	0	0	0	0	0	0	7-5	0-0	0	15.00	75
Feb 08	ILLINOIS	*	4.0	5	0	0	0	1	0	0	0	0	0	1	0	9-1	1-0	0	5.53	54
Feb 12	vs Oklahoma St	*	7.0	7	4	4	2	3	3	0	0	0	0	0	0	9-4	2-0	0	4.72	106
Feb 14	vs UCF	*	3.1	5	2	0	1	3	0	0	0	0	0	0	0	1-5	2-0	0	3.78	59
Feb 15	vs UCLA	*	1.2	5	2	2	0	0	2	0	0	0	0	0	0	0-8	2-0	0	4.20	25
Feb 21	ULL	*	8.0	5	1	0	3	1	1	1	0	0	0	0	0	2-1	2-0	0	2.92	110
Feb 27	MEMPHIS	*	4.0	4	2	2	1	1	0	0	1	0	0	0	0	11-2	3-0	0	3.00	58
Mar 07	at Tennessee	*	2.0	5	5	5	1	0	1	0	0	0	0	0	0	6-11	3-1	0	3.90	48
Mar 15	TEXAS A&M	*	7.0	6	3	3	0	6	0	0	1	0	0	0	0	2-3	3-2	0	3.74	108
Mar 21	at South Carolina	*	7.0	8	1	1	0	2	0	0	1	1	0	0	0	5-1	4-2	0	3.32	98
Mar 27	OKLAHOMA	*	7.0	10	3	3	0	3	1	0	0	0	0	0	0	2-3	4-3	0	3.28	117
Mar 29	OKLAHOMA	*	0.1	3	3	3	0	0	1	0	2	0	0	0	0	4-8	4-4	0	3.65	11
Apr 03	at Missouri	*	7.0	5	4	4	2	2	1	0	1	1	0	0	0	16-4	5-4	0	3.69	91
Apr 11	ARIZONA	*	7.0	7	1	0	1	3	1	0	0	0	0	0	0	3-1	6-4	0	3.31	105
Apr 12	ARIZONA	*	1.1	1	0	0	0	2	0	0	0	0	0	0	0	2-4	6-4	0	3.25	16
Apr 17	OLE MISS	*	4.1	5	4	3	2	1	0	0	2	0	0	0	0	6-4	6-4	0	3.34	69
Apr 19	OLE MISS	*	2.2	5	3	3	0	1	0	0	3	0	0	0	0	8-5	6-4	0	3.50	44
Apr 25	at Mississippi State	*	6.0	8	5	4	1	5	0	0	2	0	0	0	0	2-5	6-5	0	3.59	97
Apr 28	MCNEESE	*	3.0	1	0	0	1	1	0	0	0	0	0	0	0	16-0	7-5	0	3.46	53
May 02	AUBURN-2	*	7.0	5	2	2	1	7	1	0	2	0	0	0	0	7-2	8-5	0	3.35	95
Totals			15	92.0	107	50	44	16	45	14	1	15	3	0	1	0118-77	8-5	0	3.35	-

### CELLURA'S CAREER STATS (AT SAN DIEGO STATE 2024-2025)

YEAR	ERA	W - L	APP	GS	CG	SHO	SV	IP	H	R	ER	BB	SO	2B	3B	HR	BF	BAVG	WP	HBP	BK	SFA	SHA
2024	2.78	8-5	31	19	0	0	4	108.1	128	51	43	8	45	20	6	4	466	0.285	5	2	0	0	7
2025	2.28	19-9	39	20	3	0	3	153.2	149	61	50	20	94	29	4	7	640	0.248	5	10	0	0	10
<b>Total</b>	<b>2.48</b>	<b>27-14</b>	<b>70</b>	<b>39</b>	<b>3</b>	<b>0</b>	<b>7</b>	<b>262</b>	<b>277</b>	<b>112</b>	<b>93</b>	<b>28</b>	<b>139</b>	<b>49</b>	<b>10</b>	<b>11</b>	<b>1106</b>	<b>0.264</b>	<b>10</b>	<b>12</b>	<b>0</b>	<b>0</b>	<b>17</b>

### CELLURA'S CAREER STATS (AT LSU)

Year	era	w-l	app	gs	cg	sho	sv	ip	h	r	er	bb	so	2b	3b	hr	bf	bavg	wp	hbp	bk	sfa	sha
2026	3.35	8-5	20	15	7	0/1	0	92.0	107	50	44	16	45	14	1	15	398	.286	3	1	0	2	5
<b>TOTAL</b>	<b>3.35</b>	<b>8-5</b>	<b>20</b>	<b>15</b>	<b>7</b>	<b>0/1</b>	<b>0</b>	<b>92.0</b>	<b>107</b>	<b>50</b>	<b>44</b>	<b>16</b>	<b>45</b>	<b>14</b>	<b>1</b>	<b>15</b>	<b>398</b>	<b>.286</b>	<b>3</b>	<b>1</b>	<b>0</b>	<b>2</b>	<b>5</b>



# SIERRA DANIEL

# 23

Utility • 5-4 • Junior • L/R • 2L • Chandler, Ariz. (Seton Catholic Prep HS)

## SINGLE-GAME SEASON HIGHS

Hits	4, Auburn (05/02/26) at Missouri (04/03/26)
Doubles	2 at #21/24 South Carolina (03/21/26) NC State (02/05/26)
Triples	1, Four Times
Home Runs	1, Three Times
Total Bases	6, Central Arkansas (04/07/26)
RBI's	3, Three Times
Runs Scored	3, Auburn (05/02/26) at Missouri (04/03/26)
Walks	2, Eight Times
Hit By Pitch	1 at UL Lafayette (04/14/26) Illinois (02/08/26)
Sacrifice Flies	1, Michigan St. (02/21/26) Lamar (02/08/26)
Sac Hits	1, Three Times
At Bats	6 at #21/24 South Carolina (03/20/26)
Stolen Bases	1, Seven Times
Putouts	5 at #21.24 South Carolina (03/20/26)
Assists	6, UL Lafayette (02/21/26)

## Complete bio

### Junior Season (2026)

- Had a stretch of multiple hits in four of five games (March 29-April 7).
- Two of three home runs this season are versus ranked teams (No. 12/11 Arizona, April 10; No. 17/19 Mississippi St., April 25).
- Logged a career-high four hits twice in 2026; vs. Auburn (May 2) and at Missouri (April 3).
- Has turned 14 double plays in 2026.
- Named to 2025 the NFCA Gulf All-Region Second Team

### 2026 SEASON GAME-BY-GAME

Date	Opponent	Pos	AB	R	H	RBI	2B	3B	HR	BB	SB	CS	HBP	SAC	SF	GDP	K	PO	A	E	Avg	
Feb 05	NC STATE	*2b	4	2	2	2	2	0	0	0	0	0	0	0	0	0	0	1	0	0	.500	
Feb 06	NEVADA	*2b	2	1	2	1	0	0	0	2	0	0	0	0	0	0	0	3	1	0	.667	
Feb 06	NC STATE	*2b	4	0	1	0	0	0	0	0	0	0	0	0	0	0	1	1	1	0	.500	
Feb 07	NEVADA	*2b	4	1	1	1	0	0	0	0	0	0	0	0	0	0	0	1	0	0	.429	
Feb 08	ILLINOIS	*2b	1	2	0	0	0	0	0	1	0	0	1	0	0	0	0	3	1	0	.400	
Feb 08	LAMAR	*2b	2	2	2	2	0	1	0	0	1	0	0	0	1	0	0	0	1	0	.471	
Feb 12	vs Nebraska	*2b	3	0	2	0	0	0	0	0	1	0	0	0	0	0	1	2	1	0	.500	
Feb 12	vs Oklahoma St	*2b	4	2	3	2	0	1	0	0	0	0	0	0	0	0	0	3	2	0	.542	
Feb 13	vs Duke	*2b	2	0	0	1	0	0	0	2	0	0	0	0	0	0	0	1	3	2	.500	
Feb 14	vs UCF	*2b	2	0	1	0	0	0	0	1	0	0	0	0	0	0	0	3	2	1	.483	
Feb 15	vs UCLA	*2b	3	0	0	0	0	0	0	0	0	0	0	0	0	0	0	0	2	0	.438	
Feb 17	SOUTH ALABAMA	*2b	3	1	1	0	0	0	0	0	1	0	0	0	0	0	0	1	1	0	.429	
Feb 20	MICHIGAN ST	*2b	4	1	3	1	1	0	0	1	0	0	0	0	0	0	0	1	0	0	.462	
Feb 21	ULL	*2b	5	0	3	0	0	1	0	0	0	0	0	0	0	0	0	3	6	0	.477	
Feb 21	MICHIGAN ST	*2b	2	0	0	1	0	0	0	1	1	0	0	0	1	0	0	2	0	0	.457	
Feb 22	HOWARD	*2b	3	0	1	0	0	0	0	0	0	0	0	0	0	0	0	2	2	0	.449	
Feb 24	at McNeese	*2b	3	1	0	1	0	0	0	2	0	0	0	0	0	0	0	3	2	0	.423	
Feb 27	NICHOLLS	*2b	1	0	0	0	0	0	0	2	0	0	0	0	0	0	0	1	0	0	.415	
Feb 27	MEMPHIS	*2b	1	1	0	0	0	0	0	2	0	0	0	0	0	0	0	1	3	0	.407	
Feb 28	IOWA	*2b	2	2	1	0	1	0	0	2	0	0	0	0	0	0	0	3	0	0	.411	
Feb 28	MEMPHIS	*2b	2	0	1	0	0	0	0	2	1	0	0	0	0	0	0	0	1	0	.414	
Mar 06	at Tennessee	*2b	3	0	0	0	0	0	0	0	0	0	0	0	0	0	1	3	3	0	.393	
Mar 07	at Tennessee	*2b	1	1	0	0	0	0	0	2	0	0	0	0	0	0	0	1	2	0	.387	
Mar 08	at Tennessee	*2b	3	0	0	0	0	0	0	1	0	0	0	0	0	0	0	3	2	0	.369	
Mar 10	at Nicholls	*2b	4	2	1	2	0	1	0	1	1	0	0	0	0	0	1	0	1	0	.362	
Mar 14	TEXAS A&M	*2b	3	0	0	0	0	0	0	0	0	0	0	0	0	0	1	0	0	0	.347	
Mar 15	TEXAS A&M	*2b	2	0	0	0	0	0	0	0	0	0	0	0	0	0	0	1	0	0	.338	
Mar 16	TEXAS A&M	*2b	3	1	1	0	0	0	0	0	0	0	0	0	0	0	2	1	1	0	.338	
Mar 20	at South Carolina	*2b	6	0	2	0	0	0	0	0	0	0	0	0	0	0	0	5	3	0	.337	
Mar 21	at South Carolina	*2b	4	0	2	1	2	0	0	0	0	0	0	0	0	0	0	2	2	0	.345	
Mar 22	at South Carolina	*2b	2	1	0	0	0	0	0	1	0	0	0	0	0	0	0	1	3	3	.337	
Mar 24	LOUISIANA TECH	*2b	3	1	1	0	0	0	0	0	0	0	0	0	0	0	0	0	0	0	.337	
Mar 27	OKLAHOMA	*2b	2	0	0	0	0	0	0	0	0	0	1	0	0	0	0	2	3	1	.330	
Mar 28	OKLAHOMA	*2b	2	0	0	0	0	0	0	1	0	0	0	0	0	0	0	1	1	0	.323	
Mar 29	OKLAHOMA	*2b	3	0	2	2	1	0	0	1	0	0	0	0	0	0	0	1	4	0	.333	
Apr 02	at Missouri	*2b	2	2	2	0	0	0	0	0	0	0	0	0	0	0	0	0	1	0	.364	
Apr 03	at Missouri	*2b	2	3	4	3	1	0	0	1	0	0	0	0	0	0	0	2	3	0	.364	
Apr 04	at Missouri	*2b	2	0	0	0	0	0	0	1	0	0	0	0	0	0	0	1	1	0	.358	
Apr 07	CENTRAL ARK	*2b	4	1	2	3	1	0	1	0	0	0	0	0	0	0	1	0	2	0	.363	
Apr 10	ARIZONA	*2b	2	1	1	3	0	0	1	0	0	0	0	1	0	0	0	1	1	3	.365	
Apr 11	ARIZONA	*2b	3	0	0	0	0	0	0	0	0	0	0	0	0	0	0	0	0	5	.356	
Apr 12	ARIZONA	*2b	3	0	0	0	0	0	0	1	0	0	0	0	0	0	0	2	2	0	.347	
Apr 14	at ULL	*2b	2	0	0	1	0	0	0	1	0	0	1	0	0	0	0	2	2	0	.341	
Apr 17	OLE MISS	*2b	4	1	0	0	0	0	0	0	0	1	0	0	0	0	0	1	2	4	.331	
Apr 18	OLE MISS	*2b	3	1	1	0	0	0	0	1	0	0	0	0	0	0	0	3	3	0	.331	
Apr 19	OLE MISS	*2b	4	1	1	0	0	0	0	0	0	0	0	0	0	0	0	1	2	0	.328	
Apr 24	at Mississippi State	*2b	4	0	1	0	0	0	0	0	0	0	0	0	0	0	2	3	0	0	.319	
Apr 25	at Mississippi State	*2b	4	1	1	1	0	0	1	0	0	0	0	0	0	0	1	1	0	1	.317	
Apr 26	at Mississippi State	*2b	3	1	1	0	0	0	0	1	0	0	0	0	0	0	0	3	3	0	.317	
Apr 28	MCNEESE	*2b	2	2	1	0	0	0	0	1	0	0	0	0	0	0	0	1	3	0	.320	
Apr 30	AUBURN	*2b	4	0	1	0	0	0	0	0	0	0	0	0	0	0	0	1	3	0	.318	
May 02	AUBURN-1	*2b	4	3	4	0	0	0	0	0	0	0	0	0	0	0	0	2	0	0	.335	
May 02	AUBURN-2	*2b	3	1	2	0	0	0	0	0	0	0	1	0	0	0	0	1	0	0	.342	
Totals			53gs	158	40	54	28	9	4	3	32	7	1	2	3	2	0	21	85	87	3	.342

On base pct. .454 • Slugging pct. .506

## DANIEL'S CAREER STATS

Year	avg	gp-gs	ab	r	h	2b	3b	hr	rbi	tb	slg%	bb	hbp	so	gdp	ob%	sf	sh	sb-att	po	a	e	fld%
2024	.300	40-32	90	22	27	1	1	0	4	30	.333	11	0	8	0	.376	0	3	5-5	21	34	7	.887
2025	.381	50-43	105	32	40	5	0	2	19	51	.486	14	3	15	0	.460	2	3	8-9	56	74	4	.970
2026	.342	53-53	158	40	54	9	4	3	28	80	.506	32	2	21	0	.454	2	3	7-8	85	87	3	.983
TOTAL	.343	143-128	353	94	121	15	5	5	51	161	.456	57	5	44	0	.437	4	9	20-22	162	195	14	.962



# CHAR LORENZ

# 24

Utility • 5-5 • Redshirt Sophomore • R/R • TR • Munster, Ind. (Louisville)

## SINGLE-GAME SEASON HIGHS

Hits	2, Seven Times
Doubles	2, Iowa (02/28/26)
Triples	N/A
Home Runs	2 at McNeese (02/24/26)
Total Bases	8 at McNeese (02/24/26)
RBIs	2 at McNeese (02/24/26) Nevada (02/06/26)
Runs Scored	2, Five Times
Walks	3, Ole Miss (04/17/26) Memphis (02/28/26)
Hit By Pitch	1, Five Times
Sacrifice Flies	1, Auburn (05/02/26) Louisiana Tech (03/24/26)
Sac Hits	1, Auburn (04/30/26)
At Bats	5 at #21/24 South Carolina (03/20/26)
Stolen Bases	1, Memphis (02/28/26) South Alabama (02/17/26)
Putouts	11 at McNeese (02/24/26)
Assists	1, Four Times

## SINGLE-GAME CAREER HIGHS

Hits	4 at Northern Ky. (03/18/25)* vs. Cleveland St. (02/09/25)*
Doubles	3 at Northern Ky. (03/18/25)*
Triples	1, Five Times*
Home Runs	2 at McNeese (02/24/26) vs. Cleveland St. (02/09/25)*
Total Bases	12, vs. Cleveland St. (02/09/25)*
RBIs	6 vs. Cleveland St. (02/09/25)*
Runs Scored	4 vs. Cleveland St. (02/09/25)*
Walks	3, Ole Miss (04/17/26) Memphis (02/28/26)
Hit By Pitch	1, 13 Times*
Sacrifice Flies	1, Three Times*
Sac Hits	1, Five Times*
At Bats	6, Notre Dame (03/09/25)*
Stolen Bases	3, Bellarmine (02/26/25)*
Putouts	11 at McNeese (02/24/26)
Assists	1, Six Times*

\* Includes games played at Louisville

## Complete bio

### Redshirt Sophomore Season (2026)

- Has six home runs on the season, including two homers at McNeese (Feb. 24).
- Recorded a career-high 11 putouts at McNeese (Feb. 24) after making her third start at catcher.
- Drove in a season-high four RBI against Iowa (Feb. 28).
- A 2025 All-ACC Second Team selection.
- Led Louisville with a .368 batting average on 57 hits and set a freshman record with 53 RBI.

### 2026 SEASON GAME-BY-GAME

Date	Opponent	Pos	AB	R	H	RBI	2B	3B	HR	BB	SB	CS	HBP	SAC	SF	GDP	K	PO	A	E	Avg	
Feb 05	NC STATE	*of	2	1	1	1	0	0	0	1	0	0	0	0	0	0	0	0	0	0	.500	
Feb 06	NEVADA	*of	3	1	1	2	0	0	1	0	0	0	0	0	0	0	1	1	0	0	.400	
Feb 06	NC STATE	*of	3	0	1	0	0	0	0	0	0	0	0	0	0	0	2	3	0	0	.375	
Feb 07	NEVADA	*of	2	1	0	0	0	0	0	1	0	0	0	0	0	0	1	0	0	0	.300	
Feb 08	ILLINOIS	*of	1	0	0	0	0	0	0	0	0	0	0	0	0	0	0	0	0	0	.273	
Feb 08	LAMAR	*c	2	1	1	0	1	0	0	1	0	0	0	0	0	0	0	4	0	0	.308	
Feb 12	vs Nebraska	*of	3	0	1	0	0	0	0	0	0	0	0	0	0	0	1	3	0	0	.312	
Feb 12	vs Oklahoma St	*of	4	0	0	0	0	0	0	0	0	0	0	0	0	0	0	1	1	0	.250	
Feb 13	vs Duke	*of	3	0	0	0	0	0	0	0	0	0	0	0	0	0	0	0	0	0	.217	
Feb 14	vs UCF	*of	3	0	1	0	0	0	0	0	0	0	0	0	0	0	0	1	0	0	.231	
Feb 15	vs UCLA	*dh	2	0	0	0	0	0	0	0	0	0	0	0	0	0	0	0	0	0	.214	
Feb 17	SOUTH ALABAMA	*of/c	2	1	1	0	0	0	0	1	0	1	0	0	0	0	2	1	0	0	.233	
Feb 20	MICHIGAN ST	*of/c	2	1	1	0	0	0	0	1	0	0	0	0	0	0	2	0	0	0	.250	
Feb 21	ULL	*of	3	1	2	0	0	0	0	2	0	0	0	0	0	0	2	0	1	0	.286	
Feb 21	MICHIGAN ST	*of	2	0	0	0	0	0	0	1	0	0	0	0	0	0	0	2	1	0	.270	
Feb 22	HOWARD	*c	2	0	0	0	0	0	0	1	0	0	0	0	0	0	0	4	0	0	.256	
Feb 24	at McNeese	*c	3	2	2	2	0	0	2	1	0	0	0	0	0	0	0	11	1	0	.286	
Feb 27	NICHOLLS	*c	2	0	0	0	0	0	0	1	0	0	0	0	0	0	1	4	0	0	.273	
Feb 27	MEMPHIS	*c	1	1	0	1	0	0	0	2	0	0	0	0	0	0	0	1	1	0	.267	
Feb 28	IOWA	*of	3	0	2	4	2	0	0	0	0	0	0	0	0	0	0	5	0	0	.292	
Feb 28	MEMPHIS	*c	1	2	0	0	0	0	0	3	1	0	0	0	0	0	0	9	0	0	.286	
Mar 06	at Tennessee	*of	3	0	1	0	0	0	0	0	0	0	0	0	0	0	0	1	0	0	.288	
Mar 07	at Tennessee	*of	2	2	1	1	0	0	1	1	0	0	0	0	0	0	1	4	0	0	.296	
Mar 08	at Tennessee	*of	3	1	0	1	0	0	0	1	1	0	0	0	0	0	0	5	0	0	.281	
Mar 10	at Nicholls	*of	4	2	2	1	1	0	0	1	0	0	0	0	0	0	0	3	0	1	.295	
Mar 14	TEXAS A&M	*of	3	1	1	0	0	0	0	0	0	0	0	0	0	0	0	4	0	1	.297	
Mar 15	TEXAS A&M	*of	2	0	0	0	0	0	0	0	0	0	0	1	0	0	2	1	0	0	.288	
Mar 16	TEXAS A&M	*of	4	0	1	0	0	0	0	0	0	0	0	0	0	0	0	4	0	0	.286	
Mar 20	at South Carolina	*of	5	1	1	0	0	0	0	1	0	0	0	0	0	0	1	1	0	0	.280	
Mar 21	at South Carolina	*of	2	0	0	0	0	0	0	0	0	0	0	0	0	0	1	0	0	0	.273	
Mar 24	LOUISIANA TECH	*of	1	0	0	1	0	0	0	1	0	0	0	0	0	0	0	1	0	0	.269	
Mar 27	OKLAHOMA	*of	4	0	0	0	0	0	0	0	0	0	0	0	0	0	0	6	0	0	.256	
Mar 28	OKLAHOMA	*of	3	0	0	0	0	0	0	0	0	0	0	0	0	0	0	1	0	0	.247	
Mar 29	OKLAHOMA	*of	3	1	1	1	0	0	1	0	0	0	0	0	0	0	2	3	0	0	.250	
Apr 02	at Missouri	*of	3	0	0	0	0	0	0	0	0	0	0	0	0	0	1	0	0	0	.242	
Apr 03	at Missouri	*of	3	1	0	0	0	0	0	2	0	0	0	0	0	0	1	0	0	0	.234	
Apr 04	at Missouri	*of	3	0	2	0	0	0	0	0	0	0	0	0	0	0	0	1	0	0	.247	
Apr 07	CENTRAL ARK	*of	2	0	0	0	0	0	0	1	0	0	0	0	0	0	0	3	0	0	.242	
Apr 10	ARIZONA	*of	2	0	1	1	0	0	0	1	0	0	0	0	0	0	0	3	0	0	.248	
Apr 11	ARIZONA	*of	2	0	0	0	0	0	0	0	0	0	1	0	0	0	0	1	0	0	.243	
Apr 12	ARIZONA	*of/c	3	0	1	0	0	0	0	0	0	0	0	0	0	0	0	5	0	0	.245	
Apr 14	at ULL	*c	2	2	2	2	0	0	1	1	0	0	0	0	0	0	2	0	0	0	.259	
Apr 17	OLE MISS	*c	1	0	0	0	0	0	0	3	0	0	0	0	0	0	0	4	0	0	.257	
Apr 18	OLE MISS	*c	4	0	0	0	0	0	0	0	0	0	0	0	0	0	0	4	0	0	.248	
Apr 19	OLE MISS	*of	2	0	0	0	0	0	0	2	0	0	0	0	0	0	0	0	0	0	.243	
Apr 24	at Mississippi State	*of	3	0	0	0	0	0	0	0	0	0	0	0	0	0	3	1	0	1	.237	
Apr 26	at Mississippi State	*of	3	0	0	0	0	0	0	0	0	0	0	0	0	0	0	0	0	0	.231	
Apr 28	MCNEESE	*c	2	1	2	2	0	0	0	1	0	0	0	0	0	0	0	2	0	0	.244	
Apr 30	AUBURN	*of/dh	1	1	0	0	0	0	0	0	0	0	1	1	0	0	0	0	0	0	.242	
May 02	AUBURN-1	*of/c	2	1	1	1	0	0	0	0	0	0	0	0	1	0	0	3	0	0	.246	
May 02	AUBURN-2	*of	3	0	1	0	0	0	0	0	0	0	0	0	0	0	1	3	0	0	.248	
Totals			51gs	129	26	32	21	4	0	6	32	3	1	5	1	2	0	21	121	4	4	.248

On base pct. .411 • Slugging pct. .419

### LORENZ'S CAREER STATS (AT LOUISVILLE 2025)

Year	avg	gp-gs	ab	r	h	2b	3b	hr	rbi	tb	slg%	bb	hbp	so	gdp	ob%	sf	sh	sb-att	po	a	e	fld%
2025	.368	50-50	155	32	57	11	5	9	53	105	.677	17	8	24	0	.453	1	4	13-20	87	2	3	.967
TOTAL	.368	50-50	155	32	57	11	5	9	53	105	.677	17	8	24	0	.453	1	4	13-20	87	2	3	.967

### LORENZ'S CAREER STATS (AT LSU)

Year	avg	gp-gs	ab	r	h	2b	3b	hr	rbi	tb	slg%	bb	hbp	so	gdp	ob%	sf	sh	sb-att	po	a	e	fld%
2026	.248	51-51	129	26	32	4	0	6	21	54	.419	32	5	21	0	.411	2	1	3-4	121	4	4	.969
TOTAL	.248	51-51	129	26	32	4	0	6	21	54	.419	32	5	21	0	.411	2	1	3-4	121	4	4	.969



# JADA PHILLIPS

# 28

Catcher/Utility · 5-4 · Sophomore · R/R · 1L · Bradenton, Fla. (Braden River HS)

[Complete bio](#)

### Sophomore Season (2026)

- Logged first career hit in her first start of the 2026 season vs. Ole Miss (April 17).
- Hit first career home run and had a career-highs of two runs and three RBI vs. Auburn (May 2).
- Recorded first collegiate RBI with a groundout versus South Alabama (March 7, 2025).
- Won 2023 Atlanta Legacy Tournament with LLG Corn DPS club.
- Played club ball for Hotshots/Mojo Ross (2018-2020), Tampa Mustangs/LLG Maguire (2020-2021), Tampa Mustangs TJ (2021) and LLG Corn DPS (2021-2024).

### 2026 SEASON GAME-BY-GAME

Date	Opponent	Pos	AB	R	H	RBI	2B	3B	HR	BB	SB	CS	HBP	SAC	SF	GDP	K	PO	A	E	Avg
Feb 17	SOUTH ALABAMA	ph	1	0	0	0	0	0	0	0	0	0	0	0	0	0	0	0	0	0	.000
Feb 27	MEMPHIS	c	0	0	0	0	0	0	0	0	0	0	0	0	0	0	0	2	0	0	.000
Mar 10	at Nicholls	ph/c	1	0	0	0	0	0	0	0	0	0	0	0	0	0	0	1	1	0	.000
Mar 27	OKLAHOMA	pr	0	0	0	0	0	0	0	0	0	0	0	0	0	0	0	0	0	0	.000
Apr 03	at Missouri	pr	0	1	0	0	0	0	0	0	0	0	0	0	0	0	0	0	0	0	.000
Apr 18	OLE MISS	*c	0	0	0	0	0	0	0	0	0	0	0	0	0	0	0	0	1	0	.000
Apr 19	OLE MISS	*c	4	1	1	0	0	0	0	0	0	0	0	0	0	0	0	0	3	1	.167
Apr 25	at Mississippi State	pr	0	0	0	0	0	0	0	0	0	0	0	0	0	0	0	0	0	0	.167
Apr 28	MCNEESE	ph	1	1	1	1	0	0	0	0	0	0	0	0	0	0	0	0	0	0	.286
May 02	AUBURN-1	*dh	3	2	2	3	0	0	1	0	0	0	0	0	0	0	0	0	0	0	.400
May 02	AUBURN-2	*dh	2	0	0	0	0	0	0	0	0	0	0	0	0	0	1	1	0	0	.333
Totals		3gs	12	5	4	4	0	0	1	0	0	0	0	0	0	0	1	2	7	1	.333

On base pct. .333 · Slugging pct. .583

### SINGLE-GAME SEASON HIGHS

Hits	2, Auburn (05/02/26)
Doubles	N/A
Triples	N/A
Home Runs	1, Auburn (05/02/26)
Total Bases	5, Auburn (05/02/26)
RBI	3, Auburn (05/02/26)
Runs Scored	2, Auburn (05/02/26)
Walks	N/A
Hit By Pitch	N/A
Sacrifice Flies	N/A
Sac Hits	N/A
At Bats	4, 1, Ole Miss (04/19/26)
Stolen Bases	N/A
Putouts	3, Ole Miss (04/19/26)
Assists	1, Ole Miss (04/19/26)

### SINGLE-GAME CAREER HIGHS

Hits	2, Auburn (05/02/26)
Doubles	N/A
Triples	N/A
Home Runs	1, Auburn (05/02/26)
Total Bases	5, Auburn (05/02/26)
RBI	3, Auburn (05/02/26)
Runs Scored	2, Auburn (05/02/26)
Walks	N/A
Hit By Pitch	N/A
Sacrifice Flies	N/A
Sac Hits	N/A
At Bats	4, Ole Miss (04/19/26)
Stolen Bases	N/A
Putouts	10, UT Arlington (02/14/25)
Assists	2, UT Arlington (02/14/25)

### PHILLIPS' CAREER STATS

Year	avg	gp-gs	ab	r	h	2b	3b	hr	rbi	tb	slg%	bb	hbp	so	gdp	ob%	sf	sh	sb-att	po	a	e	fld%
2025	.000	6-4	10	0	0	0	0	0	1	0	.000	0	0	3	0	.000	0	0	0-0	29	3	0	1.000
2026	.333	11-3	12	5	4	0	0	1	4	7	.583	0	0	2	1	.333	0	0	0-0	7	1	0	1.000
TOTAL	.182	17-7	22	5	4	0	0	1	5	7	.318	0	0	5	1	.182	0	0	0-0	36	4	0	1.000



# DESTINY HARRIS

# 33

Outfield · 5-4 · Sophomore · R/R · 1L · Norfolk, Va. (Granby HS)

## SINGLE-GAME SEASON HIGHS

Hits	2, Three Times
Doubles	1, McNeese (04/28/26) Louisiana Tech (03/24/26)
Triples	N/A
Home Runs	1, Memphis (02/27/26) Michigan St. (02/21/26)
Total Bases	5, Michigan St. (02/21/26)
RBIs	3, McNeese (04/28/26)
Runs Scored	2, Four Times
Walks	1, Five Times
Hit By Pitch	1, Four Times
Sacrifice Flies	N/A
Sac Hits	N/A
At Bats	4, #5/3 Oklahoma (03/27/26)
Stolen Bases	1, Five Times
Putouts	4, Howard (02/22/26)
Assists	N/A

## SINGLE-GAME CAREER HIGHS

Hits	2, Three Times
Doubles	1, McNeese (04/28/26) Louisiana Tech (03/24/26)
Triples	N/A
Home Runs	1, Memphis (02/27/26) Michigan St. (02/21/26)
Total Bases	5, Michigan St. (02/21/26)
RBIs	3, McNeese (04/28/26)
Runs Scored	2, Four Times
Walks	1, Five Times
Hit By Pitch	1, Four Times
Sacrifice Flies	N/A
Sac Hits	N/A
At Bats	4, #5/3 Oklahoma (03/27/26)
Stolen Bases	1, Five Times
Putouts	4, Howard (02/22/26)
Assists	N/A

## Complete bio

### Sophomore Season (2026)

- Recorded a multi-hit and multi-RBI game in her first collegiate start (Feb. 21 vs. Michigan St.).
- Hit a home run in her first at-bat of her first collegiate start.
- Has two two-run homers this season.
- Named 2024 Regional Player of the Year at Granby High School.
- A two-time Player of the Year, High School All-Region selection and All-State honoree.

### 2026 SEASON GAME-BY-GAME

Date	Opponent	Pos	AB	R	H	RBI	2B	3B	HR	BB	SB	CS	HBP	SAC	SF	GDP	K	PO	A	E	Avg
Feb 05	NC STATE	pr	0	1	0	0	0	0	0	0	0	0	0	0	0	0	0	0	0	0	.000
Feb 06	NC STATE	pr	0	1	0	0	0	0	0	0	0	0	0	0	0	0	0	0	0	0	.000
Feb 07	NEVADA	pr	0	1	0	0	0	0	0	0	0	0	0	0	0	0	0	0	0	0	.000
Feb 08	ILLINOIS	pr	0	1	0	0	0	0	0	0	1	0	0	0	0	0	0	0	0	0	.000
Feb 08	LAMAR	pr	0	0	0	0	0	0	0	0	0	0	0	0	0	0	0	0	0	0	.000
Feb 12	vs Nebraska	pr	0	0	0	0	0	0	0	0	0	0	0	0	0	0	0	0	0	0	.000
Feb 12	vs Oklahoma St	pr	0	0	0	0	0	0	0	0	0	0	0	0	0	0	0	0	0	0	.000
Feb 14	vs UCF	ph	1	0	0	0	0	0	0	0	0	0	0	0	0	0	1	0	0	0	.000
Feb 17	SOUTH ALABAMA	pr/of	0	0	0	0	0	0	0	0	0	0	0	0	0	0	0	0	0	0	.000
Feb 21	ULL	pr	0	0	0	0	0	0	0	0	0	0	0	0	0	0	0	0	0	0	.000
Feb 21	MICHIGAN ST	*dh	2	2	2	2	0	0	1	1	0	0	0	0	0	0	0	0	0	0	.667
Feb 22	HOWARD	*of	2	0	0	0	0	0	0	0	0	1	0	0	0	0	0	0	4	0	.400
Feb 24	at McNeese	*dh	2	0	1	1	0	0	0	1	0	0	0	0	0	0	0	0	0	0	.375
Feb 27	MEMPHIS	*of	3	2	1	2	0	0	1	0	1	0	0	0	0	0	0	0	0	0	.400
Feb 28	IOWA	*dh	3	1	1	0	0	0	0	0	0	0	0	0	0	0	0	0	0	0	.385
Feb 28	MEMPHIS	*of	2	0	0	0	0	0	0	1	1	0	0	0	0	0	0	0	0	0	.333
Mar 06	at Tennessee	*dh	2	0	0	0	0	0	0	0	0	0	0	0	0	0	0	2	0	0	.294
Mar 08	at Tennessee	pr	0	0	0	0	0	0	0	0	0	0	0	0	0	0	0	0	0	0	.294
Mar 10	at Nicholls	ph	0	1	0	0	0	0	0	0	0	0	1	0	0	0	0	0	0	0	.294
Mar 15	TEXAS A&M	pr	0	1	0	0	0	0	0	0	0	0	0	0	0	0	0	0	0	0	.294
Mar 16	TEXAS A&M	pr	0	1	0	0	0	0	0	0	0	0	0	0	0	0	0	0	0	0	.294
Mar 20	at South Carolina	pr	0	1	0	0	0	0	0	0	0	0	0	0	0	0	0	0	0	0	.294
Mar 21	at South Carolina	*dh	2	2	2	2	0	0	0	1	1	0	0	0	0	0	0	0	0	0	.368
Mar 22	at South Carolina	*dh	2	1	1	0	0	0	0	0	0	1	0	0	0	0	0	0	0	0	.381
Mar 24	LOUISIANA TECH	*dh	3	0	1	1	1	0	0	0	0	0	0	0	0	0	0	0	0	0	.375
Mar 27	OKLAHOMA	*dh	4	0	1	0	0	0	0	0	0	0	0	0	0	0	0	2	0	0	.357
Mar 28	OKLAHOMA	*dh	1	0	0	0	0	0	0	1	1	0	0	0	0	0	0	0	0	0	.345
Mar 29	OKLAHOMA	*dh	2	0	0	0	0	0	0	0	0	0	0	0	0	0	0	2	0	0	.323
Apr 03	at Missouri	*dh	2	0	0	0	0	0	0	0	0	0	0	0	0	0	0	1	0	0	.303
Apr 04	at Missouri	pr	0	0	0	0	0	0	0	0	0	0	0	0	0	0	0	0	0	0	.303
Apr 10	ARIZONA	pr	0	1	0	0	0	0	0	0	0	0	0	0	0	0	0	0	0	0	.303
Apr 14	at ULL	*of	3	1	1	2	0	0	0	0	0	0	0	0	0	0	0	0	1	0	.306
Apr 17	OLE MISS	ph/of	2	0	0	0	0	0	0	0	0	0	0	0	0	0	0	1	0	0	.289
Apr 19	OLE MISS	ph	1	0	0	0	0	0	0	0	0	0	0	0	0	0	0	0	0	0	.282
Apr 24	at Mississippi State	pr	0	0	0	0	0	0	0	0	0	0	0	0	0	0	0	0	0	0	.282
Apr 25	at Mississippi State	*of	2	0	0	0	0	0	0	0	0	0	0	0	0	0	0	2	3	0	.268
Apr 26	at Mississippi State	pr	0	0	0	0	0	0	0	0	0	0	0	0	0	0	0	0	0	0	.268
Apr 28	MCNEESE	*of	3	2	2	3	1	0	0	0	0	0	0	0	0	0	0	0	1	0	.295
Apr 30	AUBURN	pr	0	0	0	0	0	0	0	0	0	0	0	0	0	0	0	0	0	0	.295
May 02	AUBURN-1	pr	0	1	0	0	0	0	0	0	0	0	0	0	0	0	0	0	0	0	.295
May 02	AUBURN-2	pr	0	0	0	0	0	0	0	0	0	0	0	0	0	0	0	0	0	0	.295
Totals			17gs	44	20	13	11	2	0	2	5	5	0	4	0	0	0	11	9	0	.295

On base pct. .415 · Slugging pct. .477

### HARRIS' CAREER STATS

Year	avg	gp-gs	ab	r	h	2b	3b	hr	rbi	tb	slg%	bb	hbp	so	gdp	ob%	sf	sh	sb-att	po	a	e	fld%
2025	.500	2-0	2	0	1	0	0	0	1	1	.500	0	0	0	0	.500	0	0	0-0	0	0	0	.000
2026	.295	41-17	44	20	13	2	0	2	11	21	.477	5	4	11	0	.415	0	0	5-5	9	0	0	1.000
TOTAL	.304	43-17	46	20	14	2	0	2	12	22	.478	5	4	11	0	.418	0	0	5-5	9	0	0	1.000



# TORI EDWARDS

# 42

Utility • 5-11 • Redshirt Sophomore • R/R • 1L • Flower Mound, Texas (Edward S. Marcus HS)

## SINGLE-GAME SEASON HIGHS

Hits	3, Ole Miss (04/19/26) vs. RV/#23 Oklahoma St. (02/12/26)
Doubles	1, Six Times
Triples	1, NC State (02/06/26)
Home Runs	2, Ole Miss (04/19/26)
Total Bases	9, Ole Miss (04/19/26)
RBIs	4, Ole Miss (04/17/26) Illinois (02/08/26)
Runs Scored	3, Auburn (05/02/26) at Missouri (04/03/26)
Walks	4 at #21/24 South Carolina (03/20/26)
Hit By Pitch	N/A
Sacrifice Flies	N/A
Sac Hits	N/A
At Bats	5 at McNeese (02/24/26)
Stolen Bases	2, Illinois (02/08/26)
Putouts	12, Four Times
Assists	1, Eight Times

## SINGLE-GAME CAREER HIGHS

Hits	3, Eight Times
Doubles	1, 20 Times
Triples	1, NC State (02/06/26)
Home Runs	2, Three Times
Total Bases	9, Three Times
RBIs	6, ULM (03/05/25)
Runs Scored	3, Four Times
Walks	4 at #21/24 South Carolina (03/20/26)
Hit By Pitch	1, Four Times
Sacrifice Flies	1, Five Times
Sac Hits	N/A
At Bats	5 at McNeese (02/24/26)
Stolen Bases	2, Illinois (02/08/26) Louisiana Tech (04/09/25)
Putouts	12, Four Times
Assists	1, 16 Times

## Complete bio

### Redshirt Sophomore Season (2026)

- Her 100th career hit was her 30th career home run and 12th of the 2026 season at Mississippi St. (April 26).
- Dominated Ole Miss series with a .750 average behind six hits, including three home runs and eight RBI.
- Hit the program's second inside-the-park grand slam in the series opener vs. Ole Miss (April 17).
- Hit game-winning and series-clinching two-run double in the South Carolina finale (March 22).
- A 2025 NFCA All-American and 2025 SEC Freshman of the Year.
- Set a program single-season record with an .802 slugging percentage and tied the record with 18 homers in 2025.
- Has a program record four grand slams and is the eighth Tiger in program history with multiple grand slams in a season.
- First career home run was a grand slam against Charlotte (Feb. 8, 2025). Has five career slams.

### 2026 SEASON GAME-BY-GAME

Date	Opponent	Pos	AB	R	H	RBI	2B	3B	HR	BB	SB	CS	HBP	SAC	SF	GDP	K	PO	A	E	Avg
Feb 05	NC STATE	*1b	1	0	0	1	0	0	0	2	1	0	0	0	0	0	0	3	0	1	.000
Feb 06	NEVADA	*1b	2	1	0	0	0	0	1	0	0	0	0	0	0	0	0	5	1	0	.000
Feb 06	NC STATE	*1b	4	2	2	0	0	1	0	0	0	0	0	0	0	0	2	3	0	0	.286
Feb 07	NEVADA	*1b	2	0	0	1	0	0	2	0	0	0	0	0	0	0	2	1	0	0	.222
Feb 08	ILLINOIS	*1b	2	2	2	4	0	0	1	2	0	0	0	0	0	0	0	6	1	0	.364
Feb 08	LAMAR	*1b	2	1	1	3	0	0	1	1	1	0	0	0	0	0	0	7	0	0	.385
Feb 12	vs Nebraska	*1b	2	0	0	0	0	0	1	0	0	0	0	0	0	0	2	3	0	0	.333
Feb 12	vs Oklahoma St	*1b	4	2	3	3	0	0	1	0	1	0	0	0	0	0	0	8	1	0	.421
Feb 13	vs Duke	*1b	3	0	0	0	0	0	0	1	0	0	0	0	0	0	1	5	0	0	.364
Feb 14	vs UCF	*1b	3	0	0	0	0	0	0	0	0	0	0	0	0	0	0	8	1	0	.320
Feb 15	vs UCLA	*1b	2	0	0	0	0	0	0	1	0	0	0	0	0	0	1	7	0	0	.296
Feb 17	SOUTH ALABAMA	*1b	1	2	1	1	0	0	0	2	0	0	0	0	0	0	0	6	1	0	.321
Feb 20	MICHIGAN ST	*1b	2	1	0	0	0	0	0	1	0	0	0	0	0	0	2	4	0	0	.300
Feb 21	ULL	*1b	4	1	0	0	0	0	0	1	1	0	0	0	0	0	0	2	12	1	.265
Feb 21	MICHIGAN ST	*1b	3	1	1	1	0	0	1	1	0	0	0	0	0	0	0	3	0	0	.270
Feb 22	HOWARD	*1b	3	0	1	1	0	0	0	0	0	0	0	0	0	0	0	7	0	0	.275
Feb 24	at McNeese	*1b	5	1	2	0	0	0	0	0	0	0	0	0	0	0	1	3	1	0	.289
Feb 27	NICHOLLS	*1b	3	1	0	1	0	0	0	1	0	0	0	0	0	0	0	3	0	0	.271
Feb 27	MEMPHIS	*1b	2	2	1	0	1	0	0	1	0	0	0	0	0	0	0	6	0	0	.280
Feb 28	IOWA	*1b	3	0	1	1	0	0	0	0	0	0	0	0	0	0	0	2	0	1	.283
Feb 28	MEMPHIS	*1b	3	0	0	0	0	0	0	1	0	0	0	0	0	1	0	5	0	0	.268
Mar 06	at Tennessee	*1b	3	0	0	0	0	0	0	0	0	0	0	0	0	0	0	5	0	0	.254
Mar 07	at Tennessee	*1b	3	0	0	0	0	0	0	0	0	0	0	0	0	0	2	7	0	0	.242
Mar 08	at Tennessee	*1b	4	0	1	1	0	0	0	0	0	0	0	0	0	0	1	2	0	0	.242
Mar 14	TEXAS A&M	*1b	2	0	1	1	0	0	0	1	0	0	0	0	0	0	1	4	0	0	.250
Mar 15	TEXAS A&M	*1b	2	1	1	1	0	0	1	1	0	0	0	0	0	0	12	0	0	0	.257
Mar 16	TEXAS A&M	*1b	4	0	1	0	0	0	0	0	0	0	0	0	0	0	0	3	0	1	.257
Mar 20	at South Carolina	*1b	2	1	0	0	0	0	0	4	0	0	0	0	0	0	0	1	9	0	.250
Mar 21	at South Carolina	*1b	4	0	0	0	0	0	0	0	0	0	0	0	0	0	0	9	0	0	.237
Mar 22	at South Carolina	*1b	3	0	1	2	1	0	0	1	1	0	0	0	0	0	1	6	0	0	.241
Mar 24	LOUISIANA TECH	*1b	2	2	2	2	0	0	1	1	0	0	0	0	0	0	0	2	0	0	.259
Mar 27	OKLAHOMA	*1b	2	2	0	0	0	0	0	2	0	0	0	0	0	0	0	2	0	0	.253
Mar 28	OKLAHOMA	*1b	3	0	1	0	0	0	0	0	0	0	0	0	0	0	1	5	0	0	.256
Mar 29	OKLAHOMA	*1b	4	0	0	0	0	0	0	0	0	0	0	0	0	0	4	7	0	0	.245
Apr 02	at Missouri	*1b	2	2	1	2	0	0	1	1	0	0	0	0	0	0	1	3	0	1	.250
Apr 03	at Missouri	*1b	2	3	1	1	0	0	1	3	0	0	0	0	0	0	1	2	0	0	.255
Apr 04	at Missouri	*1b	3	0	0	0	0	0	0	0	0	0	0	0	0	0	2	5	0	0	.248
Apr 07	CENTRAL ARK	*1b	2	0	1	1	1	0	0	2	1	0	0	0	0	0	0	4	0	0	.252
Apr 10	ARIZONA	*1b	3	0	1	0	1	0	0	0	0	0	0	0	0	0	1	6	0	0	.255
Apr 11	ARIZONA	*1b	3	0	1	0	0	0	0	0	0	0	0	0	0	0	0	12	0	1	.257
Apr 12	ARIZONA	*1b	2	0	0	0	0	0	0	1	0	0	0	0	0	1	0	7	1	0	.252
Apr 14	at ULL	*1b	2	1	0	0	0	0	0	1	0	0	0	0	0	0	0	7	0	0	.248
Apr 17	OLE MISS	*1b	3	1	2	4	0	0	1	1	0	0	0	0	0	0	1	9	0	0	.259
Apr 18	OLE MISS	*1b	2	0	1	2	1	0	0	2	0	0	0	0	0	0	0	8	0	0	.263
Apr 19	OLE MISS	*1b	3	2	3	2	0	0	2	1	0	0	0	0	0	0	11	0	1	0	.281
Apr 24	at Mississippi State	*1b	3	0	1	1	0	0	0	1	0	0	0	0	0	0	0	2	0	0	.282
Apr 25	at Mississippi State	*1b	3	0	1	0	0	0	0	0	0	0	0	0	0	0	2	3	0	0	.283
Apr 26	at Mississippi State	*1b	3	1	1	2	0	0	1	0	0	0	0	0	0	0	0	9	0	0	.285
Apr 28	MCNEESE	*1b	2	1	1	1	0	0	0	2	0	0	0	0	0	0	1	9	0	0	.288
Apr 30	AUBURN	*1b	3	0	0	0	0	0	0	0	0	0	0	0	0	0	2	4	0	0	.281
May 02	AUBURN-1	*1b	3	3	2	2	1	0	0	2	0	0	0	0	0	0	0	2	0	0	.290
May 02	AUBURN-2	*1b	3	2	1	1	0	0	1	0	0	0	0	0	0	0	0	6	0	0	.291
Totals			52gs	141	37	41	43	6	1	12	44	8	0	0	0	2	33	303	8	6	.291

On base pct. .459 • Slugging pct. .603

### T. EDWARDS' CAREER STATS

Year	avg	gp-gs	ab	r	h	2b	3b	hr	rbi	tb	slg%	bb	hbp	so	gdp	ob%	sf	sh	sb-att	po	a	e	fld%
2024	.167	3-2	6	2	1	0	0	0	0	1	.167	3	0	2	0	.444	0	0	0-0	0	0	0	.000
2025	.383	58-58	162	52	62	14	0	18	73	130	.802	37	4	33	2	.495	5	0	7-8	346	8	5	.986
2026	.291	52-52	141	37	41	6	1	12	43	85	.603	44	0	33	2	.459	0	0	8-8	303	8	6	.981
TOTAL	.337	113-112	309	91	104	20	1	30	116	216	.699	84	4	68	4	.478	5	0	15-16	649	16	11	.984



# CI'ELLA PICKETT

# 44

Utility • 5-8 • Freshman • R/R • HS • Mentone, Calif. (Cajon HS)

## SINGLE-GAME SEASON HIGHS

Hits	2, #16 Texas A&M (03/16/26)
Doubles	1 at Nicholls (03/10/26) Memphis (02/28/26)
Triples	N/A
Home Runs	N/A
Total Bases	2, Three Times
RBIs	2, Memphis (02/28/26)
Runs Scored	1, Three Times
Walks	1 at Missouri (04/02/26)
Hit By Pitch	1 at Nicholls (03/10/26)
Sacrifice Flies	N/A
Sac Hits	N/A
At Bats	3, Five Times
Stolen Bases	N/A
Putouts	10 at Nicholls (03/10/26)
Assists	1, Memphis (02/28/26) vs. UCF (02/14/26)

## SINGLE-GAME CAREER HIGHS

Hits	2, #16 Texas A&M (03/16/26)
Doubles	1 at Nicholls (03/10/26) Memphis (02/28/26)
Triples	N/A
Home Runs	N/A
Total Bases	2, Three Times
RBIs	2, Memphis (02/28/26)
Runs Scored	1, Three Times
Walks	1 at Missouri (04/02/26)
Hit By Pitch	1 at Nicholls (03/10/26)
Sacrifice Flies	N/A
Sac Hits	N/A
At Bats	3, Five Times
Stolen Bases	N/A
Putouts	10 at Nicholls (03/10/26)
Assists	1, Memphis (02/28/26) vs. UCF (02/14/26)

## Complete bio

### Freshman Season (2026)

- Recorded a season-high two hits against No. 16 Texas A&M (March 16)
- Had an RBI double, scored a run and had four putouts and an assist in first collegiate start (Feb. 28).
- Named the 2025 Citrus Belt League MVP and four-time Citrus Belt League First Team selection (Cajon HS).
- Played club with the Corona Angels organization and won the 2021 Alliance National Championship.

### 2026 SEASON GAME-BY-GAME

Date	Opponent	Pos	AB	R	H	RBI	2B	3B	HR	BB	SB	CS	HBP	SAC	SF	GDP	K	PO	A	E	Avg
Feb 08	ILLINOIS	1b	0	0	0	0	0	0	0	0	0	0	0	0	0	0	0	1	0	0	.000
Feb 14	vs UCF	ph/3	1	0	0	0	0	0	0	0	0	0	0	0	0	0	0	0	1	0	.000
Feb 15	vs UCLA	3b	0	0	0	0	0	0	0	0	0	0	0	0	0	0	0	0	0	1	.000
Feb 27	MEMPHIS	pr/dh	1	0	0	0	0	0	0	0	0	0	0	0	0	0	0	0	0	0	.000
Feb 28	MEMPHIS	*3b	3	1	2	1	0	0	0	0	0	0	0	0	0	0	0	4	1	0	.200
Mar 07	at Tennessee	ph	1	0	0	0	0	0	0	0	0	0	0	0	0	0	0	0	0	0	.167
Mar 08	at Tennessee	ph	1	0	0	0	0	0	0	0	0	0	0	0	0	0	0	0	0	0	.143
Mar 10	at Nicholls	*1b	3	1	1	1	1	0	0	0	0	0	1	0	0	0	0	10	0	0	.200
Mar 15	TEXAS A&M	*dh	3	0	1	0	0	0	0	0	0	0	0	0	0	0	0	0	0	0	.231
Mar 16	TEXAS A&M	*dh	3	0	2	1	0	0	0	0	0	0	0	0	0	0	1	0	0	0	.312
Mar 20	at South Carolina	*dh	3	0	1	0	0	0	0	0	0	0	0	0	0	0	0	1	0	0	.316
Mar 24	LOUISIANA TECH	ph/3	1	0	0	0	0	0	0	0	0	0	0	0	0	0	0	0	0	0	.300
Mar 27	OKLAHOMA	ph	1	0	0	0	0	0	0	0	0	0	0	0	0	0	0	0	0	0	.286
Apr 02	at Missouri	*3b	1	0	0	0	0	0	0	1	0	0	0	0	0	0	0	1	0	0	.273
Apr 28	MCNEESE	pr/dh	2	1	0	0	0	0	0	0	0	0	0	0	0	0	0	0	0	0	.250
May 02	AUBURN-1	ph	1	0	0	0	0	0	0	0	0	0	0	0	0	0	0	0	0	0	.240
Totals			69s	25	3	6	4	2	0	1	0	0	1	0	0	0	3	15	2	1	.240

On base pct. .296 • Slugging pct. .320

## PICKETT'S CAREER STATS

Year	avg	gp-gs	ab	r	h	2b	3b	hr	rbi	tb	slg%	bb	hbp	so	gdp	ob%	sf	sh	sb-att	po	a	e	fld%
2026	.240	16-6	25	3	6	2	0	0	4	8	.320	1	1	3	0	.296	0	0	0-0	15	2	1	.944
TOTAL	.240	16-6	25	3	6	2	0	0	4	8	.320	1	1	3	0	.296	0	0	0-0	15	2	1	.944



# KYLEE EDWARDS

# 67

Infield • 5-6 • Junior • R/R • TR • Waldron, Ind. (Mississippi State)

## SINGLE-GAME SEASON HIGHS

Hits	4, at Missouri (04/03/26)
Doubles	1, Six Times
Triples	1, Four Times
Home Runs	2, #5/3 Oklahoma (03/29/26)
Total Bases	10 at Missouri (04/03/26)
RBIs	4 at Missouri (04/03/26) at #21/24 South Carolina (03/20/26)
Runs Scored	4, Auburn (05/02/26)
Walks	2, #16 Texas A&M (03/16/26)
Hit By Pitch	2, Auburn (05/02/26) at Mississippi St. (04/24/26)
Sacrifice Flies	N/A
Sac Hits	1, #16 Texas A&M (03/15/26)
At Bats	6 at Missouri (04/03/26) at #21/24 South Carolina (03/20/26)
Stolen Bases	2, Illinois (02/08/26) NC State (02/06/26)
Putouts	4, #5/3 Oklahoma (03/28/26) Nevada (02/06/26)
Assists	6, Illinois (02/08/26)

## SINGLE-GAME CAREER HIGHS

Hits	4, at Missouri (04/03/26)
Doubles	1, 23 Times*
Triples	1, Six Times*
Home Runs	2, #5/3 Oklahoma (03/29/26)
Total Bases	10 at Missouri (04/03/26)
RBIs	4, Five Times*
Runs Scored	4, Auburn (05/02/26)
Walks	2, Eight Times*
Hit By Pitch	2, Auburn (05/02/26) at Mississippi St. (04/24/26)
Sacrifice Flies	1, Five Times*
Sac Hits	1, Four Times*
At Bats	6 at Missouri (04/03/26) at #21/24 South Carolina (03/20/26)
Stolen Bases	2, Three Times*
Putouts	4, #5/3 Oklahoma (02/28/26) Nevada (02/06/26)
Assists	7, #10 Florida (03/29/24)*

\* Includes games played at Mississippi State

## Complete bio

### Junior Season (2026)

- Became the first LSU Tiger to hit for the cycle (at Missouri; April 3).
- Scored a career-high four runs against Auburn (May 2).
- Hit first home run as an LSU Tiger against Memphis (Feb. 27), and two in one game vs. No. 5/3 Oklahoma.
- Hit a walk-off triple against UL Lafayette (Feb. 21) and set a career-high three hits in that game.
- Was a 2025 NFCA South All-League selection after starting all 58 games as shorstop for Mississippi St.

### 2026 SEASON GAME-BY-GAME

Date	Opponent	Pos	AB	R	H	RBI	2B	3B	HR	BB	SB	CS	HBP	SAC	SF	GDP	K	PO	A	E	Avg
Feb 05	NC STATE	*ss	3	1	0	0	0	0	0	0	0	0	0	0	0	0	0	1	0	0	.000
Feb 06	NEVADA	*ss	3	1	1	0	1	0	0	0	0	0	0	0	0	0	0	4	2	0	.167
Feb 06	NC STATE	*ss	4	0	2	1	0	0	0	0	2	0	0	0	0	0	0	0	4	0	.300
Feb 07	NEVADA	*ss	3	0	0	0	0	0	0	0	0	0	0	0	0	0	1	1	0	0	.231
Feb 08	ILLINOIS	*ss	2	1	0	0	0	0	0	1	2	0	0	0	0	0	0	0	6	0	.200
Feb 08	LAMAR	*ss	3	0	0	0	0	0	0	0	0	0	0	0	0	0	1	1	2	0	.167
Feb 12	vs Nebraska	*ss	3	0	0	0	0	0	0	0	0	0	0	0	0	0	0	1	0	1	.143
Feb 12	vs Oklahoma St	*ss	2	1	0	0	0	0	0	1	0	0	0	0	0	0	0	2	4	1	.130
Feb 13	vs Duke	*ss	2	1	1	0	0	0	0	0	0	0	0	0	0	0	0	3	2	1	.154
Feb 14	vs UCF	*ss	2	0	0	0	0	0	0	0	0	0	0	0	0	0	0	0	2	0	.179
Feb 15	vs UCLA	*ss	2	0	0	0	0	0	0	0	0	0	0	0	0	0	0	0	2	0	.167
Feb 17	SOUTH ALABAMA	*ss	3	0	0	0	0	0	0	0	0	0	0	0	0	0	0	2	1	0	.152
Feb 20	MICHIGAN ST	*ss	2	1	0	0	0	0	0	1	0	0	0	0	0	0	0	2	1	0	.143
Feb 21	ULL	*ss	4	0	3	2	0	1	0	1	0	0	0	0	0	0	0	0	1	0	.205
Feb 21	MICHIGAN ST	*ss	3	1	1	0	0	0	0	0	0	0	0	0	0	0	0	3	1	0	.214
Feb 22	HOWARD	*ss	3	0	0	0	0	0	0	0	0	0	0	0	0	0	0	1	3	1	.200
Feb 24	at McNeese	*ss	4	1	3	1	0	0	0	0	0	0	0	0	0	0	0	0	0	0	.245
Feb 27	NICHOLLS	*ss	2	1	1	0	1	0	0	0	0	0	0	1	0	0	0	2	2	0	.255
Feb 27	MEMPHIS	*ss	2	2	1	1	0	0	1	1	0	0	0	0	0	0	0	2	1	0	.264
Feb 28	IOWA	*ss	2	0	0	0	0	0	0	0	0	0	1	0	0	0	0	2	1	0	.255
Feb 28	MEMPHIS	*ss	2	1	0	0	0	0	0	1	1	0	0	0	0	0	0	2	2	0	.246
Mar 06	at Tennessee	*ss	3	0	0	0	0	0	0	0	0	0	0	0	0	0	2	2	4	0	.233
Mar 07	at Tennessee	*ss	3	0	0	0	0	0	0	0	0	0	0	0	0	0	0	0	2	0	.222
Mar 08	at Tennessee	*ss	3	0	1	0	0	0	0	0	0	0	0	0	0	0	0	1	1	0	.227
Mar 10	at Nicholls	*ss	4	2	3	2	0	0	0	0	0	0	0	0	0	0	0	1	4	0	.257
Mar 14	TEXAS A&M	*ss	3	0	1	0	0	0	0	0	0	0	0	0	0	0	0	3	0	1	.260
Mar 15	TEXAS A&M	*ss	2	0	0	0	0	0	0	0	0	0	0	1	0	0	0	1	3	0	.253
Mar 16	TEXAS A&M	*ss	1	2	1	0	0	0	0	2	1	0	0	0	0	0	0	3	0	0	.263
Mar 20	at South Carolina	*ss	6	1	3	4	0	1	1	1	0	0	0	0	0	0	0	1	2	0	.280
Mar 21	at South Carolina	*ss	3	2	2	0	1	0	0	1	1	0	0	0	0	0	0	2	3	0	.294
Mar 22	at South Carolina	*ss	2	0	0	0	0	0	0	1	0	0	0	0	0	0	0	1	1	0	.287
Mar 24	LOUISIANA TECH	*ss	1	1	1	2	0	0	1	1	0	0	0	0	0	0	0	2	1	0	.295
Mar 27	OKLAHOMA	*ss	4	0	0	0	0	0	0	0	0	0	0	0	0	0	0	0	2	0	.283
Mar 28	OKLAHOMA	*ss	3	1	2	2	0	0	2	1	0	0	0	0	0	0	0	4	1	0	.295
Mar 29	OKLAHOMA	*ss	3	2	2	2	0	0	2	1	0	0	0	0	0	0	0	1	0	0	.306
Apr 02	at Missouri	*ss	4	1	1	2	0	0	1	0	0	0	0	0	0	0	0	0	4	0	.304
Apr 04	at Missouri	*ss	6	1	4	4	1	1	1	0	0	0	0	0	0	0	0	0	0	0	.324
Apr 07	CENTRAL ARK	*ss	3	0	0	0	0	0	0	0	0	0	0	0	0	0	0	2	2	0	.315
Apr 10	ARIZONA	*ss	3	2	1	0	0	0	0	1	0	0	0	0	0	0	0	1	1	0	.308
Apr 11	ARIZONA	*ss	2	1	1	1	0	1	0	0	0	0	1	0	0	0	0	0	2	0	.311
Apr 12	ARIZONA	*ss	4	0	2	1	0	0	0	0	0	0	0	0	0	0	1	1	4	0	.317
Apr 14	at ULL	*ss	4	0	1	0	0	0	0	0	0	0	0	0	0	0	0	0	1	0	.315
Apr 17	OLE MISS	*ss	3	2	2	2	0	0	1	1	0	0	0	0	0	0	0	2	2	0	.323
Apr 18	OLE MISS	*ss	4	0	2	3	0	0	0	0	0	0	0	0	0	0	0	3	1	0	.328
Apr 19	OLE MISS	*ss	3	0	1	0	0	0	0	0	0	0	0	1	0	0	0	2	4	0	.328
Apr 24	at Mississippi State	*ss	1	0	0	0	0	0	0	1	0	0	2	0	0	0	0	1	2	1	.326
Apr 25	at Mississippi State	*ss	3	0	2	0	0	0	0	1	0	0	0	0	0	0	0	1	1	0	.333
Apr 26	at Mississippi State	*ss	4	2	2	2	0	0	1	0	0	0	0	0	0	0	1	3	4	0	.338
Apr 28	MCNEESE	*ss	3	2	1	1	1	0	0	1	0	0	0	0	0	0	0	0	2	0	.338
Apr 30	AUBURN	*ss	3	0	2	0	0	0	0	0	0	0	0	0	0	0	0	0	0	1	.344
May 02	AUBURN-1	*ss	3	4	2	1	0	0	0	0	0	0	2	0	0	0	0	1	1	1	.351
May 02	AUBURN-2	*ss	3	1	1	1	1	0	0	0	0	0	1	0	0	0	0	1	2	0	.350
Totals			53gs	157	39	55	35	6	4	10	17	7	1	9	1	0	0	9	73	95	.350

On base pct. .443 • Slugging pct. .631

### K. EDWARDS' CAREER STATS (AT MISSISSIPPI STATE 2024-2025)

Year	avg	gp-gs	ab	r	h	2b	3b	hr	rbi	tb	slg%	bb	hbp	so	gdp	ob%	sf	sh	sb-att	po	a	e	fld%
2024	.269	54-53	134	25	36	8	2	5	23	63	.470	14	3	11	1	.344	3	1	4-6	43	98	12	.922
2025	.290	58-58	162	34	47	9	0	9	37	83	.512	24	4	13	1	.391	2	2	7-7	69	87	9	.945
TOTAL	.280	112-111	296	59	83	17	2	14	60	146	.493	38	7	24	2	.370	5	3	11-13	112	185	21	.934

### K. EDWARDS' CAREER STATS (AT LSU)

Year	avg	gp-gs	ab	r	h	2b	3b	hr	rbi	tb	slg%	bb	hbp	so	gdp	ob%	sf	sh	sb-att	po	a	e	fld%
2026	.350	53-53	157	39	55	6	4	10	35	99	.631	17	9	9	0	.443	0	1	7-8	73	95	7	.960
TOTAL	.350	53-53	157	39	55	6	4	10	35	99	.631	17	9	9	0	.443	0	1	7-8	73	95	7	.960



# AVERY HODGE

# 82

Infield • 5-6 • Senior • L/R • 1L • Richmond, Texas (Oklahoma)

## SINGLE-GAME SEASON HIGHS

Hits	2, Auburn (05/02/26)
Doubles	1 at #1 Tennessee (03/08/26) Nevada (02/06/26)
Triples	N/A
Home Runs	1 at Nicholls (03/10/26)
Total Bases	4 at Nicholls (03/10/26)
RBIs	3 at Nicholls (03/10/26)
Runs Scored	2, Three Times
Walks	3 at Missouri (04/03/26)
Hit By Pitch	1, #16 Texas A&M (03/16/26) South Alabama (02/17/26)
Sacrifice Flies	N/A
Sac Hits	1, Four Times
At Bats	6 at #21/24 South Carolina (03/20/26)
Stolen Bases	1, Four Times
Putouts	3, Four Times
Assists	5 at #1 Tennessee (03/07/26)

## Complete bio

### Senior Season (2026)

- Hit her first home run of the season at Nicholls (March 10).
- Drew a season-high three walks at Missouri (April 3).
- Logged a career-high six assists against UConn (May 17, 2025).
- Hit first career home run, a two-run go-ahead shot at ULL (March 25, 2025).
- A two-time National Champion at Oklahoma.
- Played on the U.S. Women's National Team at the 2023 Japan All-Star Series.

### 2026 SEASON BATTING GAME-BY-GAME

Date	Opponent	Pos	AB	R	H	HR	2B	3B	HR	BB	SB	CS	HBP	SAC	SF	GDP	K	PO	A	E	Avg
Feb 05	NC STATE	*3b	2	1	0	0	0	0	0	0	0	0	0	0	0	0	1	1	0	0	.000
Feb 06	NEVADA	*3b	2	1	1	0	1	0	0	1	1	0	0	0	0	0	0	1	3	0	.250
Feb 06	NC STATE	*3b	2	0	0	0	0	0	0	2	0	0	0	0	0	0	2	0	0	0	.167
Feb 07	NEVADA	*3b	1	1	0	0	0	0	0	0	0	0	1	0	0	0	2	0	0	0	.143
Feb 08	ILLINOIS	*3b	0	1	0	0	0	0	0	2	1	0	0	0	0	0	0	3	2	0	.143
Feb 12	vs Nebraska	*3b	3	0	0	0	0	0	0	0	0	0	0	0	0	0	2	1	1	0	.100
Feb 13	vs Duke	*3b	3	0	1	0	0	0	0	0	0	0	0	0	0	0	1	0	3	0	.154
Feb 14	vs UCF	*3b	1	0	0	0	0	0	0	0	0	0	0	0	0	0	0	1	2	1	.143
Feb 15	vs UCLA	*ss	0	0	0	0	0	0	0	0	0	0	0	0	0	0	0	1	1	0	.143
Feb 17	SOUTH ALABAMA	*3b/d	1	1	0	0	0	0	0	0	0	0	1	0	0	0	1	3	0	0	.133
Feb 22	HOWARD	*3b	2	0	0	0	0	0	0	0	0	0	0	0	0	0	0	0	1	0	.118
Feb 24	at McNeese	pr/3b	1	0	0	0	0	0	0	0	0	0	0	0	0	0	0	0	0	0	.111
Feb 27	MEMPHIS	*3b	3	1	1	0	0	0	0	0	0	0	0	0	0	0	2	3	0	0	.143
Feb 28	IOWA	*3b	1	0	0	0	0	0	0	0	0	0	0	0	0	0	0	1	1	0	.136
Feb 28	MEMPHIS	*3b	0	0	0	0	0	0	0	0	0	0	0	0	0	0	0	0	0	0	.136
Mar 06	at Tennessee	*3b	2	0	1	0	0	0	0	0	0	0	0	0	0	0	1	0	0	0	.167
Mar 07	at Tennessee	*3b	3	0	1	0	0	0	0	0	0	0	0	0	0	0	3	5	0	0	.185
Mar 08	at Tennessee	*3b	2	2	1	0	1	0	0	1	0	0	0	0	0	0	0	3	1	1	.207
Mar 10	at Nicholls	*3b	3	1	1	3	0	0	1	0	0	0	0	0	0	0	1	1	0	0	.219
Mar 14	TEXAS A&M	*3b	2	0	0	1	0	0	0	1	0	0	0	0	0	0	2	2	0	0	.206
Mar 15	TEXAS A&M	*3b	4	0	1	1	0	0	0	0	0	0	0	0	0	0	1	0	2	1	.211
Mar 16	TEXAS A&M	*3b	2	1	0	1	0	0	0	1	1	1	1	0	0	0	1	3	0	0	.200
Mar 20	at South Carolina	*3b	6	0	0	0	0	0	0	0	0	0	0	0	0	0	1	3	0	0	.174
Mar 21	at South Carolina	*3b	2	1	0	0	0	0	0	1	1	0	0	0	0	0	0	1	3	0	.167
Mar 22	at South Carolina	*3b	2	0	0	0	0	0	0	0	0	0	0	1	0	0	1	2	0	0	.160
Mar 24	LOUISIANA TECH	*3b	1	0	0	0	0	0	0	0	0	0	0	0	0	0	0	0	0	0	.157
Mar 27	OKLAHOMA	*3b	3	0	0	0	0	0	0	0	0	0	0	0	0	0	0	1	0	0	.148
Mar 28	OKLAHOMA	*3b	0	0	0	0	0	0	0	0	0	0	0	0	0	0	0	2	1	0	.148
Mar 29	OKLAHOMA	*3b	1	0	0	0	0	0	0	0	0	0	0	0	0	0	0	0	0	0	.145
Apr 02	at Missouri	*3b	1	1	1	0	0	0	0	0	0	0	0	0	0	0	0	1	0	0	.161
Apr 03	at Missouri	*3b	2	1	1	2	0	0	0	3	0	0	0	0	0	0	0	1	2	0	.172
Apr 04	at Missouri	*3b	2	0	0	0	0	0	0	0	0	0	0	0	0	0	0	1	1	0	.167
Apr 07	CENTRAL ARK	*3b	3	0	1	0	0	0	0	0	0	0	0	0	0	0	0	0	1	0	.175
Apr 10	ARIZONA	*3b	2	1	1	0	0	0	0	0	0	0	0	0	0	0	0	1	0	0	.185
Apr 11	ARIZONA	*3b	2	0	0	0	0	0	0	0	0	0	0	0	0	0	0	2	0	0	.179
Apr 12	ARIZONA	*3b	2	0	0	0	0	0	0	0	0	0	0	1	0	0	0	0	1	0	.174
Apr 14	at ULL	*3b	2	0	1	0	0	0	0	0	0	0	0	0	0	0	0	0	2	0	.169
Apr 17	OLE MISS	*3b	3	0	1	0	0	0	0	0	0	0	0	0	0	0	1	0	0	0	.176
Apr 18	OLE MISS	*3b	2	1	0	0	0	0	0	1	0	0	0	0	0	0	0	2	0	0	.171
Apr 19	OLE MISS	*3b	2	1	1	0	0	0	0	0	0	0	0	0	0	0	0	1	0	0	.179
Apr 24	at Mississippi State	*3b	2	2	1	0	0	0	0	1	0	0	0	0	0	0	0	3	1	0	.188
Apr 25	at Mississippi State	*3b	2	0	1	0	0	0	0	0	0	0	0	0	0	0	1	0	2	0	.195
Apr 26	at Mississippi State	*3b	2	0	0	0	0	0	0	0	0	0	0	0	0	0	0	3	0	0	.190
Apr 28	MCCNEESE	*3b	2	1	1	0	0	0	0	0	0	0	0	0	0	0	0	0	1	0	.198
Apr 30	AUBURN	*3b	2	1	0	0	0	0	0	0	0	0	0	1	0	0	1	1	1	0	.193
May 02	AUBURN-1	*3b	4	2	2	1	0	0	0	0	0	0	0	0	0	0	1	0	0	0	.207
May 02	AUBURN-2	*3b	3	0	1	1	0	0	0	0	0	0	0	0	0	0	0	1	3	0	.211
Totals			40gs	95	22	20	12	2	0	15	4	1	2	4	0	0	12	43	62	5	.211

On base pct. .330 • Slugging pct. .263

## SINGLE-GAME CAREER HIGHS

Hits	3, at McNeese (04/01/25)
Doubles	1, 12 Times*
Triples	1, Three Times*
Home Runs	1 at Nicholls (03/10/26) at UL Lafayette (03/25/25)
Total Bases	4, Five Times
RBIs	5, Minnesota (03/08/25)
Runs Scored	3, South Alabama (03/07/25) Southern Miss (02/22/25)
Walks	3 at Missouri (04/03/26) Charlotte (02/07/25)
Hit By Pitch	1, Nine Times*
Sacrifice Flies	1, Six Times*
Sac Hits	1, Eight Times*
At Bats	6 at #21/24 South Carolina (03/20/26)
Stolen Bases	2, Three Times*
Putouts	4, Three Times
Assists	6, vs. UConn (05/17/25)

\* Includes games played at Oklahoma

### HODGE'S CAREER STATS (AT OKLAHOMA 2023-2024)

Year	avg	gp-gs	ab	r	h	2b	3b	hr	rbi	tb	slg%	bb	hbp	so	gdp	ob%	sf	sh	sb-att	po	a	e	fld%
2023	.261	56-3	23	21	6	1	0	0	3	7	.304	2	0	1	0	.320	0	0	4-4	11	7	1	.947
2024	.284	63-25	74	28	21	5	1	0	9	28	.378	11	3	9	0	.389	2	1	4-5	44	68	6	.949
TOTAL	.278	119-28	97	49	27	6	1	0	12	35	.361	13	3	10	0	.374	2	1	8-9	55	75	7	.949

### HODGE'S CAREER STATS (AT LSU)

Year	avg	gp-gs	ab	r	h	2b	3b	hr	rbi	tb	slg%	bb	hbp	so	gdp	ob%	sf	sh	sb-att	po	a	e	fld%
2025	.319	58-58	144	34	46	4	2	1	30	57	.396	20	4	18	1	.407	4	3	11-13	69	110	13	.932
2026	.211	47-40	95	22	20	2	0	1	12	25	.263	15	2	12	0	.330	0	4	4-5	43	62	5	.955
TOTAL	.276	105-98	239	56	66	6	2	2	42	82	.343	35	6	30	1	.377	4	7	15-18	112	172	18	.940

# 2026 OVERALL STATS

Record: 37-16 Home: 28-5 Away: 8-7 Neutral: 1-4 SEC: 13-11

Player	avg	gp-gs	ab	r	h	2b	3b	hr	rbi	tb	slg%	bb	hp	so	gdp	ob%	sf	sh	sb-att	po	a	e	fld%	
7 Jalia Lassiter	.361	53-53	166	58	60	13	2	8	37	101	.608	29	12	25	1	.481	3	1	10-11	72	2	0	1.000	
67 Kylee Edwards	.350	53-53	157	39	55	6	4	10	35	99	.631	17	9	9	0	.443	0	1	7-8	73	95	7	.960	
23 Sierra Daniel	.342	53-53	158	40	54	9	4	3	28	80	.506	32	2	21	0	.454	2	3	7-8	85	87	3	.983	
20 Alix Franklin	.295	51-50	146	29	43	5	6	5	36	75	.514	27	2	25	1	.407	2	1	3-3	85	2	3	.967	
42 Tori Edwards	.291	52-52	141	37	41	6	1	12	43	85	.603	44	0	33	2	.459	0	0	8-8	303	8	6	.981	
24 Char Lorenz	.248	51-51	129	26	32	4	0	6	21	54	.419	32	5	21	0	.411	2	1	3-4	121	4	4	.969	
12 Maci Bergeron	.239	47-47	138	9	33	10	0	2	27	49	.355	25	1	23	1	.360	0	0	0-0	202	10	1	.995	
-----																								
4 Gradie Appling	.750	8-0	4	2	3	1	0	0	1	4	1.000	0	1	1	0	.800	0	0	0-0	0	0	0	.000	
28 Jada Phillips	.333	11-3	12	5	4	0	0	1	4	7	.583	0	0	2	1	.333	0	0	0-0	7	1	0	1.000	
33 Destiny Harris	.295	41-17	44	20	13	2	0	2	11	21	.477	5	4	11	0	.415	0	0	5-5	9	0	0	1.000	
44 Ci'ella Pickett	.240	16-6	25	3	6	2	0	0	4	8	.320	1	1	3	0	.296	0	0	0-0	15	2	1	.944	
2 Maddox McKee	.229	32-8	35	8	8	1	1	0	9	11	.314	1	2	9	0	.289	0	0	4-5	17	0	0	1.000	
82 Avery Hodge	.211	47-40	95	22	20	2	0	1	12	25	.263	15	2	12	0	.330	0	4	4-5	43	62	5	.955	
10 Rylie Johnson	.205	27-12	39	7	8	2	0	2	5	16	.410	4	2	5	0	.311	0	0	1-1	2	0	0	1.000	
1 Ally Hutchins	.203	36-32	79	16	16	5	0	1	9	24	.304	20	1	22	0	.366	1	0	0-1	11	13	0	1.000	
0 Jayden Heavener	.000	1-0	1	0	0	0	0	0	0	0	.000	0	0	0	0	.000	0	0	0-0	0	16	2	.889	
Totals	.289	53	1369	321	396	68	18	53	282	659	.481	252	44	222	6	.413	10	11	52-59	1049	337	35	.975	
Opponents	.231	53	1311	156	303	46	2	41	141	476	.363	137	37	258	15	.319	12	16	14-20	991	349	48	.965	

LOB - Team (374), Opp (308). DPs turned - Team (25), Opp (18). IBB - Team (1), T. Edwards 1, Opp (1).

### (All games Sorted by Earned run avg)

Player	era	w-l	app	gs	cg	sho	sv	ip	h	r	er	bb	so	2b	3b	hr	b/avg	wp	hp	bk	sfa	sha
0 Jayden Heavener	2.67	12-7	28	19	14	4/0	2	123.0	97	59	47	71	104	15	1	15	.215	19	23	0	8	6
21 Cece Cellura	3.35	8-5	20	15	7	0/1	0	92.0	107	50	44	16	45	14	1	15	.286	3	1	0	2	5
-----																						
14 Ashlin Mowery	0.60	1-0	7	1	0	0/5	0	11.2	3	1	1	2	7	1	0	0	.079	0	2	0	0	1
8 Cali Deal	1.66	1-0	7	1	0	0/2	0	12.2	6	4	3	6	10	2	0	1	.136	0	2	0	0	0
17 Paytn Monticelli	2.44	8-3	19	8	2	1/2	0	66.0	54	24	23	25	60	9	0	4	.223	5	7	0	0	2
18 Tatum Clopton	2.53	7-1	13	9	1	0/2	1	44.1	36	18	16	17	32	5	0	6	.224	1	2	0	2	2
Totals	2.68	37-16	53	53	24	10/5	3	349.2	303	156	134	137	258	46	2	41	.231	28	37	0	12	16
Opponents	5.93	16-37	53	53	11	4/1	5	330.1	396	321	280	252	222	68	18	53	.289	41	44	0	10	11

PB - Team (8), Lorenz 4, Bergeron 3, Phillips 1, Opp (5). SBA/ATT - Bergeron (9-15), Heavener (4-8), Cellura (7-7), Lorenz (4-4), Clopton (2-2), Monticelli (1-2), Mowery (0-1), Phillips (1-1).

# 2026 SEC OVERALL STATS

Record: 13-11 Home: 8-4 Away: 5-7 SEC: 13-11

Player	avg	gp-gs	ab	r	h	2b	3b	hr	rbi	tb	slg%	bb	hp	so	gdp	ob%	sf	sh	sb-att	po	a	e	fld%		
67 Kylee Edwards	.408	24-24	76	19	31	3	2	8	23	62	.816	8	6	6	0	.500	0	1	2-3	37	41	3	.963		
7 Jalia Lassiter	.333	24-24	84	23	28	8	0	4	16	48	.571	11	3	19	1	.429	0	0	1-1	30	1	0	1.000		
20 Alix Franklin	.320	22-22	75	13	24	2	1	4	18	40	.533	7	0	12	1	.373	1	1	0-0	44	0	1	.978		
23 Sierra Daniel	.312	24-24	77	17	24	4	0	1	7	31	.403	11	0	13	0	.398	0	2	0-1	45	40	2	.977		
42 Tori Edwards	.290	24-24	69	16	20	3	0	7	22	44	.638	20	0	20	0	.449	0	0	0-0	149	0	3	.980		
12 Maci Bergeron	.238	21-21	63	4	15	5	0	1	11	23	.365	12	1	12	0	.368	0	0	0-0	97	5	1	.990		
82 Avery Hodge	.232	24-21	56	13	13	1	0	0	7	14	.250	9	1	8	0	.348	0	2	2-3	24	35	3	.952		
24 Char Lorenz	.161	22-22	62	9	10	0	0	2	4	16	.258	10	2	14	0	.293	1	1	1-1	45	0	2	.957		
-----																									
4 Gradie Appling	1.000	3-0	1	1	1	0	0	0	0	1	1.000	0	1	0	0	1.000	0	0	0-0	0	0	0	.000		
28 Jada Phillips	.333	7-3	9	4	3	0	0	1	3	6	.667	0	0	1	1	.333	0	0	0-0	4	1	0	1.000		
44 Ci'ella Pickett	.286	8-4	14	0	4	0	0	0	1	4	.286	1	0	3	0	.333	0	0	0-0	0	0	0	.000		
2 Maddox McKee	.211	18-5	19	3	4	0	1	0	6	6	.316	0	2	8	0	.286	0	0	0-1	10	0	0	1.000		
33 Destiny Harris	.200	20-8	20	6	4	0	0	0	0	4	.200	2	1	10	0	.304	0	0	2-2	3	0	0	1.000		
10 Rylie Johnson	.188	10-4	16	2	3	1	0	1	3	7	.438	1	0	2	0	.235	0	0	0-0	2	0	0	1.000		
1 Ally Hutchins	.160	12-10	25	4	4	2	0	0	0	6	.240	5	0	12	0	.300	0	0	0-0	3	0	0	1.000		
Totals	.282	24	666	134	188	29	4	29	121	312	.468	97	17	140	3	.386	2	7	8-12	496	150	16	.976		
Opponents	.249	24	642	92	160	17	0	34	89	279	.435	66	15	112	5	.331	6	8	7-10	489	172	22	.968		

LOB - Team (166), Opp (149). DPs turned - Team (9), Opp (9). IBB - Team (1), T. Edwards 1.

## (SEC games only Sorted by Earned run avg)

Player	era	w-l	app	gs	cg	sho	sv	ip	h	r	er	bb	so	2b	3b	hr	b/avg	wp	hp	bk	sfa	sha	
0 Jayden Heavener	3.28	4-5	15	10	6	1/0	1	64.0	54	36	30	38	51	8	0	12	.227	7	12	0	5	4	
21 Cece Cellura	4.31	3-5	10	8	5	0/0	0	50.1	60	33	31	7	27	5	0	15	.283	2	0	0	0	2	
-----																							
17 Paytn Monticelli	1.66	5-1	10	2	1	1/0	0	33.2	25	9	8	11	23	2	0	2	.207	2	3	0	0	1	
8 Cali Deal	4.67	0-0	1	0	0	0/0	0	3.0	1	2	2	1	2	0	0	1	.100	0	0	0	0	0	
18 Tatum Clopton	5.37	1-0	5	4	1	0/0	0	14.1	20	12	11	9	9	2	0	4	.328	1	0	0	1	1	
Totals	3.47	13-11	24	24	13	2/0	1	165.1	160	92	82	66	112	17	0	34	.249	12	15	0	6	8	
Opponents	4.81	11-13	24	24	5	2/0	4	163.0	188	134	112	97	140	29	4	29	.282	16	17	0	2	7	

PB - Team (6), Bergeron 3, Lorenz 2, Phillips 1, Opp (2). SBA/ATT - Bergeron (6-9), Cellura (5-5), Heavener (2-5), Phillips (1-1).

## 2026 TV/Radio Chart



**00**  
**Jayden Heavener**  
 Pitcher / Utility  
 5-6 • So.-1L • L/L  
 Pace, Fla.



**1**  
**Ally Hutchins**  
 Infield  
 5-10 • Jr.-TR • R/R  
 Paducah, Ky.



**2**  
**Maddox McKee**  
 Utility  
 5-4 • Jr.-2L • L/R  
 Montgomery, Texas



**4**  
**Gradie Appling**  
 Utility  
 5-5 • Fr.-HS • R/R  
 Juliette, Ga.



**7**  
**Jalia Lassiter**  
 Outfield  
 5-7 • Sr.-1L • R/R  
 Atmore, Ala.



**8**  
**Cali Deal**  
 Pitcher  
 6-0 • Fr.-HS • R/L  
 Quitman, La.



**10**  
**Rylie Johnson**  
 Outfield  
 5-6 • Fr.-HS • L/L  
 Spotsylvania, Va.



**11**  
**Lauryn Soeken**  
 Pitcher  
 5-9 • Fr.-HS • R/R  
 Katy, Texas



**12**  
**Maci Bergeron**  
 Catcher  
 5-4 • Sr.-3L • R/R  
 Rayne, La.



**14**  
**Ashlin Mowery**  
 Utility  
 5-11 • Fr.-HS • R/R  
 Lancaster, Ohio



**15**  
**Jady Laneaux**  
 Outfield  
 5-10 • Jr.-2L • L/R  
 Marietta, Ga.



**17**  
**Paytn Monticelli**  
 Pitcher  
 6-2 • Sr.-TR • R/R  
 Cedarburg, Wisc.



**18**  
**Tatum Clopton**  
 Pitcher  
 5-10 • 5Y-Sr.-1L • L/R  
 Lawrence, Kan.



**20**  
**Alix Franklin**  
 Utility  
 5-7 • So.-1L • R/R  
 St. Amant, La.




**21**  
**Cece Cellura**  
 Pitcher  
 6-0 • Jr.-TR • R/R  
 Glendale, Calif.



**23**  
**Sierra Daniel**  
 Utility  
 5-4 • Jr.-2L • L/R  
 Chandler, Ariz.



**24**  
**Char Lorenz**  
 Utility  
 5-5 • RS-So.-TR • R/R  
 Munster, Ind.



**28**  
**Jada Phillips**  
 Catcher / Utility  
 5-4 • So.-1L • R/R  
 Bradenton, Fla.



**33**  
**Destiny Harris**  
 Outfield  
 5-4 • So.-1L • R/R  
 Norfolk, Va.



**42**  
**Tori Edwards**  
 Utility  
 5-11 • RS-So.-1L • R/R  
 Flower Mound, Texas




**44**  
**Ci'ella Pickett**  
 Utility  
 5-8 • Fr.-HS • R/R  
 Mentone, Calif.




**67**  
**Kylee Edwards**  
 Infield  
 5-6 • Jr.-TR • R/R  
 Waldron, Ind.




**82**  
**Avery Hodge**  
 Infield  
 5-5 • Sr.-1L • L/R  
 Richmond, Texas




**Beth Torina**  
 Head Coach  
 15th Season




**Bryce Neal**  
 Assistant Coach  
 3rd Season



**Sandra Moton**  
 Assistant Coach  
 8th Season



**Taylor Pleasants**  
 Assistant Coach  
 1st Season



**Zach Jermain**  
 Director of Player  
 Performance &  
 Analytics  
 3rd Season