

#LSU

@LSUsoftball
@BethTorina
/LSUsoftball
@LSUsoftball

LSU

2026 SOFTBALL

SEC CHAMPIONS
1999 · 2000 · 2001 · 2002 · 2004
SEC TOURNAMENT CHAMPIONS
1999 · 2001 · 2002 · 2004 · 2007
WCWS APPEARANCES
2001 · 2004 · 2012
2015 · 2016 · 2017

2026 SCHEDULE/RESULTS

Table with columns: Date, Opponent, TV/Stream, Time/Result. Rows include February games from NC State to Memphis.

MARCH (6-8)

Table with columns: Date, Opponent, TV/Stream, Time/Result. Rows include March games from Tennessee to Oklahoma.

APRIL (12-4)

Table with columns: Date, Opponent, TV/Stream, Time/Result. Rows include April games from Missouri to Auburn.

MAY (5-1)

Table with columns: Date, Opponent, TV/Stream, Time/Result. Rows include May games from Auburn to Alabama.

JUNE (0-0)

May 28-5 Women's College World Series TBD

All times are central and subject to change. Home games are bolded and played at Tiger Park; ! - Tiger Classic [Baton Rouge, La.]; \$ - Clearwater Invitational [Clearwater, Fla.]; % - Purple & Gold Challenge [Baton Rouge, La.]; ^ - LSU Invitational [Baton Rouge, La.]; \* - SEC Contest; SECN - SEC Network; SECN+ - SEC Network+; ~ - SEC Tournament; - - NCAA Tournament

No. 18 LSU (40-17) AT TUSCALOOSA SUPER REGIONAL

BREAKDOWN



No. 18 LSU

2026 Record 40-17, 13-11 SEC
Head Coach Beth Torina
LSU Record 618-270 (15th Season)
Overall Record 747-379 (19th Season)



No. 3/2 Alabama

2026 Record 52-7, 19-5 SEC
Head Coach Patrick Murphy
Bama Record 1369-404-1 (28th Season)
Overall Record 1397-424-1 (29th Season)

BREAKDOWN

- Notes Guide: Team Notes - pages 11-13, Pitching Notes - pages 13-15, Hitting Notes - pages 15-18, Miscellaneous Notes - page 19
The Tigers have outscored their opponents 185-73 in the first three innings and is 30-6 when scoring first.
LSU is 91-60 overall in the NCAA Tournament, including an 11-15 mark in the super regional round.
LSU is 49-44 in the all-time series against Alabama, and 2-0 when meeting in the NCAA Tournament, both played in the WCWS (2015,2016).
Jayden Heavener is 13-8 in the circle with a 2.75 ERA and a team-high 120 strikeouts in 132.1 innings. Heavener has five shutouts this season, including a no-hitter, a save, and four double-digit strikeout games this season.
Cece Cellura has a 9-5 record with a 3.12 ERA and 48 strikeouts in 98.2 innings. She has only allowed 17 walks this season and is coming off her first career complete game shutout.
Paytn Monticelli is on a six-game winning streak in the circle, where she has a 0.50 ERA over 28.0 innings. She is 9-3 this season with a 2.39 ERA and 62 strikeouts over 76.0 frames.
Jalia Lassiter is the seventh player in program history to have 60 hits and 60 runs in a single season. This season she has a .348 batting average, 63 hits and 61 runs.
Kylee Edwards leads the team with a .349 batting average behind 60 hits, including 10 home runs. She became the first LSU Tiger to hit for the cycle on April 3.
Sierra Daniel bats .341 and has 59 hits this season. She boasts a .984 fielding percentage and has turned 15 double plays this season.
Alix Franklin is batting .292 with 47 hits, including six homers and six triples.
Tori Edwards has increased her batting average to .287 on 43 hits and leads the team with 12 home runs, 44 RBI and 48 walks.
Maci Bergeron lead LSU in the regional round with a .600 batting average on six hits, including two game-winning hits.

## 2026 QUICK FACTS

### SOFTBALL STAFF

Head Coach	Beth Torina
Alma Mater, Year	Florida, 2000
Record at LSU (Seasons)	618-270 (15)
Career Record (Seasons)	747-381 (19)
Year at LSU	15th Season
Year in Career	19th Season
Assistant Coach	Bryce Neal
Alma Mater, Year	University of Arkansas-Fort Smith, 2015
Year at LSU	3rd Season
Assistant Coach	Sandra Moton
Alma Mater, Year	LSU, 2016
Year at LSU	8th Season
Assistant Coach	Taylor Pleasants
Alma Mater, Year	LSU, 2022
Year at LSU	1st Season
Director of Player Performance & Analytics	Zach Jermain
Alma Mater, Year	LSU, 2024 (PhD)
Year at LSU	3rd Season
Video Coordinator	Matt Karin
Alma Mater, Year	Alabama, 2016
Year at LSU	10th Season
Director of Operations	Mary Wood
Alma Mater, Year	Eastern Illinois, 2005
Year at LSU	2nd Season

### TEAM INFORMATION

2025 Overall Record	42-16
2025 SEC Record (Finish)	12-12 (T-9th)
2025 SEC Tournament Finish	Quarterfinals
2025 Postseason	NCAA Regionals
2025 Final Ranking (NFCA/USA Softball)	19/19
Starters Returning/Lost	7/2
Pitchers Returning/Lost	2/3
Newcomers	11

### PROGRAM HISTORY

All-Time Record	1428-551-1 (.721)
AIW Record (1979-82)	67-60 (.515)
NCAA Record (1997-2026)	1362-492-1 (.734)
All-Time SEC Record	500-264-1 (.654)
SEC Western Division Titles	9
Seasons	1997-2002, 2004, 2007, 2013
SEC Regular Season Titles	5
Seasons	1999, 2000, 2001, 2002, 2004
All-Time SEC Tournament Record	48-29 (.623)
SEC Tournament Titles	5
Seasons	1999, 2001, 2002, 2004, 2007
NCAA Tournament Record	91-60 (.602)
NCAA Tournament Appearances	27
Seasons	1998-2004, 2006-2019, 2021-2026
Women's College World Series Appearances	6
Seasons	2001, 2004, 2012, 2015, 2016, 2017

### UNIVERSITY

Location	Baton Rouge, La.
Founded	1860
Enrollment	43,385
Nickname	Tigers or Fighting Tigers
Colors	Purple (PMS 268) & Gold (PMS 123)
Mascot	Mike (Bengal tiger)
Conference	Southeastern
President	Dr. Wade Rouse
NCAA Faculty Representative	Dr. Lori Martin



### ATHLETICS COMMUNICATIONS

LSU Assistant Communications Director Keonte' Herrera handles the media relations duties for the LSU softball team. Herrera can be reached on his cell phone at (254) 338-7609 or by e-mail at [kkh@lsu.edu](mailto:kkh@lsu.edu).

### WWW.LSUSPORTS.NET

Information about the Tiger softball team, including player bios, game recaps and notes packets are available online at the Official Website of LSU Athletics, [www.LSUsports.net](http://www.LSUsports.net).

Live statistics for all games will be carried on [LSUsports.net](http://LSUsports.net).

### TIGERS ON THE RADIO

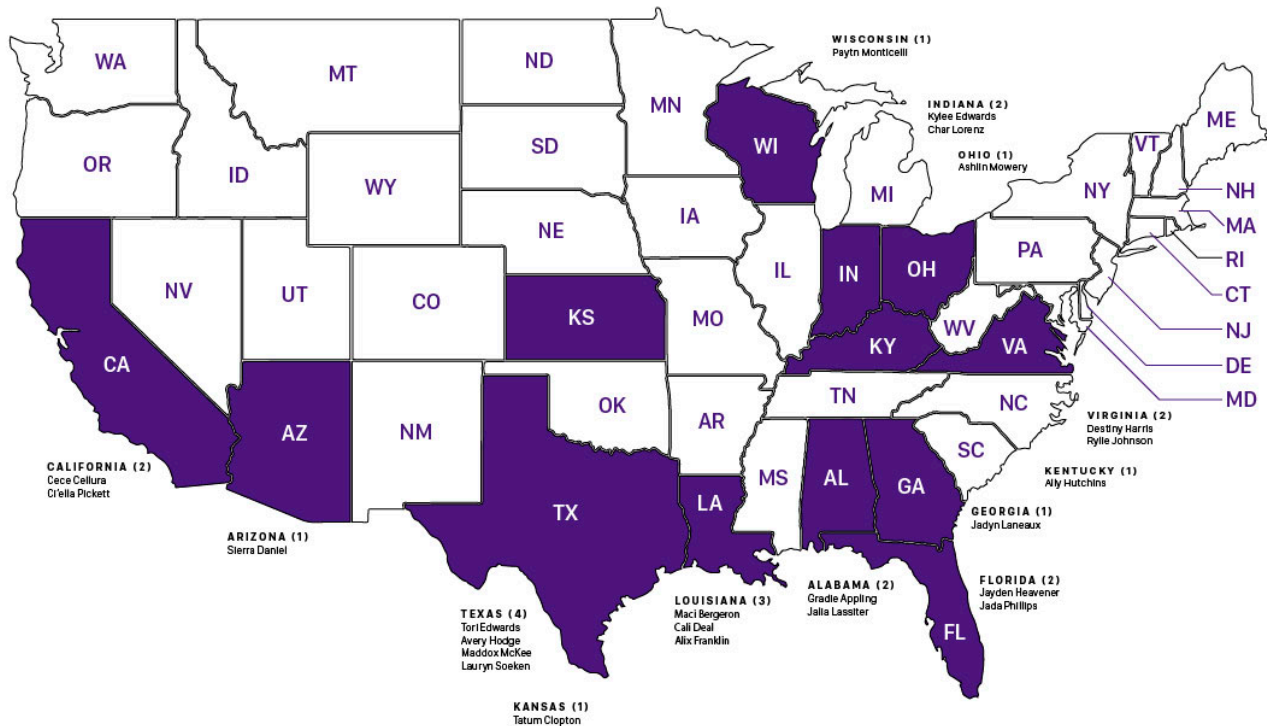
The LSU Sports Radio Network gives Tiger softball one of the most comprehensive audiences in all of collegiate softball. The broadcasts will be available in the Baton Rouge area on 107.3 FM in addition to streaming for free online at [LSUsports.net/live](http://LSUsports.net/live). Patrick Wright, the voice of Tiger softball, will provide the play-by-play action. The 30+ game broadcast schedule includes every SEC contest. A full broadcast schedule is available on [LSUsports.net](http://LSUsports.net).

# 2026 ROSTER

## NUMERICAL

NO.	NAME	POS.	H-T	B-T	CL.-EXP.-LETTERS	HOMETOWN (PREVIOUS SCHOOL)
00	Jayden Heavener	P/UTL	5-6	L/L	So.-1L	Pace, Fla. (Pace HS)
1	Ally Hutchins	INF	5-10	R/R	Jr.-TR	Paducah, Ky. (Kentucky)
2	Maddox McKee	UTL	5-4	L/R	Jr.-2L	Montgomery, Texas (Lake Creek HS)
4	Gradie Appling	UTL	5-5	R/R	Fr.-HS	Juliette, Ga. (Tattnall Square Academy)
7	Jalia Lassiter	OF	5-7	R/R	Sr.-1L	Atmore, Ala. (Ole Miss)
8	Cali Deal	P	6-0	R/L	Fr.-HS	Quitman, La. (Quitman HS)
10	Rylie Johnson	OF	5-6	L/L	Fr.-HS	Spotsylvania, Va. (Fredericksburg HS)
11	Lauryn Soeken	P	5-9	R/R	Fr.-HS	Katy, Texas (Katy HS)
12	Maci Bergeron	C	5-4	R/R	Sr.-3L	Rayne, La. (Notre Dame HS)
14	Ashlin Mowery	UTL	5-11	R/R	Fr.-HS	Lancaster, Ohio (Lancaster HS)
15	Jadyn Laneaux	OF	5-10	L/R	Jr.-2L	Marietta, Ga. (Pope HS)
17	Paytn Monticelli	P	6-2	R/R	Sr.-TR	Cedarburg, Wisc. (Oklahoma)
18	Tatum Clopton	P	5-10	L/R	Sr.-1L	Lawrence, Kan. (Oklahoma State)
20	Alix Franklin	UTL	5-7	R/R	So.-1L	St. Amant, La. (St. Amant HS)
21	Cece Cellura	P	6-0	R/R	Jr.-TR	Glendale, Calif. (San Diego State)
23	Sierra Daniel	UTL	5-4	L/R	Jr.-2L	Chandler, Ariz. (Seton Catholic Prep HS)
24	Char Lorenz	UTL	5-5	R/R	R-So.-TR	Munster, Ind. (Louisville)
28	Jada Phillips	C/UTL	5-4	R/R	So.-1L	Bradenton, Fla. (Braden River HS)
33	Destiny Harris	OF	5-4	R/R	So.-1L	Norfolk, Va. (Granby HS)
42	Tori Edwards	UTL	5-11	R/R	R-So.-1L	Flower Mound, Texas (Edward S. Marcus HS)
44	Ci'ella Pickett	UTL	5-8	R/R	Fr.-HS	Mentone, Calif. (Cajon HS)
67	Kylee Edwards	INF	5-6	R/R	Jr.-TR	Waldron, Ind. (Mississippi State)
82	Avery Hodge	INF	5-6	L/R	Sr.-1L	Richmond, Texas (Oklahoma)

## TIGERS BY STATE



## PRONUNCIATION GUIDE

00 - Jayden **Heavener** - Heeve-ner  
 2 - **Maddox** McKee - Maa-duhx  
 4 - **Gradie** Appling - Gray-dee  
 7 - **Jalia** Lassiter - Jay-luh Laah-sit-er  
 8 - **Cali** Deal - Cal-ee  
 11 - Lauryn **Soeken** - So-kin

12 - Maci **Bergeron** - Baa-zher-on  
 14 - Ashlin **Mowery** - Mau-ree (like cow)  
 15 - Jadyn **Laneaux** - Leh-no  
 17 - Paytn **Monticelli** - Mont-ih-sell-ee  
 21 - **Cece** Cellura - See See Suh-lure-uh  
 24 - **Char** Lorenz - Shar Luh-rinz

28 - **Jada** Phillips - Jade-uh  
 44 - **Ci'ella** Pickett - See-el-uh



# Beth Torina

Head Coach • 19th Season Overall • 15th Season at LSU • Career Record: 747-381

Beth Torina is in her 15th season at the helm of the LSU softball program after she returned the Tigers to national prominence with two 50-win seasons, nine 40-win seasons and four trips to the Women's College World Series in 2012, 2015, 2016 and 2017.

Since taking the reins of the program prior to the 2012 season, Torina has led the Tigers to the pinnacle of the sport more than any other LSU head coach. Torina is the program's all-time wins leader with 578 victories entering the 2026 season and is the first skipper to lead the team to Oklahoma City in consecutive seasons in program history (2015-17). She is averaging 41 wins per season in Baton Rouge and had a streak of 123 consecutive weeks ranked in the Top 25 (2014-2022). Under Torina, the Tigers have played a Top 10 strength of schedule every year.

In the 2025 campaign, LSU earned the No. 10 overall seed in the NCAA Tournament, marking its 19th consecutive tournament appearance and 26th appearance overall. The Tigers boasted a 42-16 record for the program's third consecutive 40-win season and eighth over an 11-year span. LSU claimed 18 Top 25 victories, and Coach Torina won her 700th career game as a head coach with a 9-1 win over Louisiana Tech on April 9, 2025.

The 2025 offense finished with seven single season marks ranking in the top five of the program's record book, including a program record .438 on-base percentage. LSU's .332 batting average ranked No. 3, and the club's .484 slugging percentage sits at No. 5. In the circle, the Tigers recorded a 2.74 ERA with 322 strikeouts in 363.1 innings. LSU totaled 14 shutouts, including the program's sixth perfect game in the season opener

against Charlotte on Feb. 7, 2025. The pitching staff allowed 287 hits, marking the sixth-lowest total in a season.

LSU will return two NFCA All-Americans and All-SEC selections from the 2025 roster in catcher Maci Bergeron and utility player Tori Edwards. Edwards was named the 2025 SEC Freshman of the Year, becoming the third player in program history to be the league's top freshman, and first since 2013. In addition to Bergeron and Edwards, LSU returns three NFCA All-Region selections; infielder Sierra Daniel, pitcher Jayden Heavener, who threw the perfect game against Charolette, and outfielder Jalia Lassiter.

Torina earned her B.S. in health sciences and occupational therapy from Florida in 2000. During her playing career with the Gators, she was a member of the 1998 Southeastern Conference regular season championship team as the squad's top pitcher. In the classroom, Torina was a GTE Academic All-American and a finalist for the 2000 H. Boyd McWhorter SEC Scholar-Athlete of the Year.

Before joining the LSU program in June 2011, Torina took Florida International of the Sun Belt Conference to new heights. The two-time SBC Coach of the Year led the Golden Panthers to a 129-111 record in four seasons and directed FIU to its first NCAA Tournament victory in 2010.

Torina and her husband, Nick, were married in January 2010. The couple has three daughters: Taryn, Tatum, and Tenley. They currently reside in Baton Rouge.



### Celebrating Coach Torina's Milestone:

Beth Torina, All-Time Games Coached Leader for LSU Softball, celebrates with former head coaches Carol Smith and NFCA Hall of Famer Yvette Girouard.



**Career Record: 747-381**  
**Record at LSU: 618-270**  
**Record at FIU: 129-111**

**Head Coach – LSU**

Year	Record
2012	40-25
2013	42-16
2014	38-24
2015	52-14
2016	52-18
2017	48-22
2018	45-17
2019	43-19
2020	21-3

Year	Record
2021	35-22
2022	34-23
2023	42-17
2024	44-17
2025	42-16
2026	40-17

**Head Coach – FIU**

Year	Record
2011	31-27
2010	38-21
2009	31-29
2008	29-34

YEARS	SCHOOL	NOTES
2012-Present	LSU Head Coach	9x Regional Champion, 2012, 2015, 2016, 2017 Women's College World Series
2008-11	Florida International University Head Coach	2010 NCAA Regionals
2003-07	University of Houston Assistant Coach	Two NCAA Regionals, 2007 Conference USA Champions
2000-02	Stetson University Assistant Coach	2001 Atlantic Sun Regular Season Champions
1997-2000	University of Florida pitcher	1998 SEC Championship Team

**TORINA VS. OPPONENTS**

Opponent	LSU	FIU	Totals
Akron	1-0	0-0	1-0
Alabama	15-17	0-2	15-19
Alcorn State	1-0	0-0	1-0
Arizona	6-4	0-0	6-4
Arizona State	3-2	0-1	3-3
Arkansas	19-11	1-1	20-12
Austin Peay	1-0	0-0	1-0
Auburn	16-13	0-1	16-14
Ball State	1-0	0-1	1-1
Baylor	3-1	0-2	3-3
Belmont	2-0	0-0	2-0
Bethune-Cookman	2-0	3-0	5-0
Bradley	0-0	0-1	0-1
Boise State	2-0	0-0	2-0
Boston College	0-0	1-0	1-0
Boston University	1-0	1-1	2-1
Bucknell	2-0	0-0	2-0
Buffalo	1-0	0-0	1-0
BYU	5-0	0-0	5-0
Campbell	2-0	0-0	2-0
California	1-2	0-0	1-2
Cal Poly	1-0	0-0	1-0
Cal State Fullerton	2-2	0-1	2-3
Cal State Northridge	2-0	0-0	2-0
Central Arkansas	14-1	0-0	14-1
Central Connecticut State	3-0	0-0	3-0
Charlotte	2-0	0-0	2-0
Colorado State	1-0	0-0	1-0
Columbia	0-0	1-0	1-0
Connecticut	2-0	2-0	4-0
Creighton	0-0	0-1	0-1
DePaul	0-1	0-1	0-2
Drake	2-0	0-1	2-1
Duke	0-2	0-0	0-2
East Tennessee State	0-0	0-1	0-1
Eastern Illinois	1-0	2-0	3-0
Eastern Michigan	0-0	1-0	1-0
Fairfield	1-0	0-0	1-0
Florida	11-22	1-4	12-25
Florida A&M	2-0	0-0	2-0
Florida Atlantic	5-0	7-5	12-5
Florida Gulf Coast	0-0	7-3	7-3
Florida State	5-6	0-2	5-8
Fordham	1-0	0-2	1-2
Fresno State	1-0	0-0	1-0
George Washington	2-0	3-0	5-0
Georgetown	0-0	1-0	1-0
Georgia	18-11	0-1	18-12
Georgia Southern	4-0	0-0	4-0
Georgia Tech	2-0	2-0	4-0
Hampton	1-0	0-0	1-0
Harvard	0-1	1-2	1-3
Hofstra	3-1	0-0	3-1
Houston	3-0	0-0	3-0
Howard	1-0	0-0	1-0
Illinois	4-1	0-3	4-4
Illinois-Chicago	1-0	1-0	2-0
Illinois State	7-0	1-1	8-1
Indiana	0-1	2-0	2-1
Iowa	3-0	0-1	3-1
Iowa State	1-0	0-0	1-0
Jacksonville	0-0	1-0	1-0
Jackson State	2-0	0-0	2-0
James Madison	2-1	0-0	2-1
Kansas	2-0	0-0	2-0
Kentucky	15-16	0-1	15-17
Kent St.	1-0	0-0	1-0
Lamar	3-0	0-0	3-0
Liberty	5-1	0-0	5-1
Longwood	2-0	0-0	2-0
Long Beach State	2-0	1-0	3-0
Long Island	1-0	3-0	4-0
Louisiana-Lafayette	17-10	4-11	21-21
Louisiana-Monroe	10-0	10-4	20-4
Louisiana Tech	14-0	0-0	14-0
Louisville	1-1	0-1	1-2
Loyola Marymount	1-1	1-0	2-1
Massachusetts	1-0	0-2	1-2
McNeese State	23-2	0-0	23-2
Memphis	8-0	1-0	9-0
Michigan	4-4	0-0	4-4
Michigan State	2-0	2-1	4-1
Middle Tennessee	0-0	12-2	12-2
Minnesota	3-4	0-0	3-4
Mississippi State	21-9	0-0	21-9
Mississippi Valley State	2-0	0-0	2-0
Missouri	17-14	0-3	17-17
Monmouth	1-0	0-0	1-0
Murray State	1-0	0-0	1-0
Nebraska	2-1	0-0	2-1
Nevada	3-0	0-1	3-1
New Mexico	2-0	0-2	2-2
New Mexico State	1-0	0-0	1-0
Nicholls	16-0	0-0	16-0
Northwestern	5-0	0-0	5-0
Northwestern State	7-0	0-0	7-0
North Carolina	1-1	0-2	1-3
North Carolina State	8-0	1-0	9-0
North Dakota	2-0	0-0	2-0
North Dakota State	1-1	0-0	1-1
North Florida	1-0	4-0	5-0
North Texas	0-0	8-6	8-6
Notre Dame	3-1	0-0	3-1
Ohio	1-0	0-0	1-0
Ohio State	3-0	1-2	4-2
Oklahoma	3-9	0-0	3-9
Oklahoma State	10-3	0-0	10-3
Ole Miss	20-11	0-0	20-11
Omaha	1-0	0-0	1-0
Oregon	0-5	0-0	0-5
Oregon State	4-0	1-1	5-1
Pacific	2-1	0-0	2-1
Pittsburgh	2-0	0-3	2-3
Penn State	5-3	2-1	7-4
Purdue	4-0	0-0	4-0
Prairie View A&M	1-0	0-0	1-0
Providence	0-0	3-0	3-0
Quinnipiac	0-0	2-1	2-1
Radford	0-0	1-0	1-0
Robert Morris	0-0	1-0	1-0
Rutgers	0-0	0-1	0-1
Samford	3-0	0-0	3-0
Sam Houston State	2-0	0-0	2-0
San Diego State	3-1	0-0	3-1
San Jose State	2-0	0-1	2-1
Stanford	1-2	0-0	1-2
Stephen F. Austin	6-0	0-0	6-0
St. John's	0-0	0-1	0-1
St. Joseph's	0-0	0-1	0-1
South Alabama	13-2	6-7	19-9
South Carolina	22-9	0-0	22-9
South Florida	1-0	0-0	1-0
Southeast Missouri	1-0	0-0	1-0
Southeastern Louisiana	10-2	0-0	10-2
Southern Illinois	2-0	1-0	3-0
Southern Utah	1-0	0-0	1-0
SIUE	1-0	0-0	1-0
Southern Miss	7-0	0-0	7-0
Stanford	2-3	0-0	2-3
Stetson	0-0	4-1	4-1
Syracuse	1-0	1-0	2-0
Temple	0-0	1-0	1-0
Tennessee	11-21	0-0	11-21
Tennessee State	1-0	0-0	1-0
Tennessee Tech	2-0	2-0	2-0
Texas	5-7	0-0	5-7
Texas-Arlington	2-0	1-1	3-1
Texas A&M-CC	2-0	1-0	3-0
Texas A&M	20-13	0-0	20-13
Texas State	1-0	0-0	1-0
Texas Southern	1-0	0-0	1-0
Texas Tech	6-1	0-0	6-1
Troy	5-1	6-7	11-8
Tulsa	3-1	0-0	3-1
UCF	1-1	2-2	3-3
UCLA	3-4	0-1	3-5
UC Santa Barbara	1-0	0-0	1-0
UNLV	1-0	0-0	1-0
USC Upstate	1-0	0-0	1-0
Utah	3-1	0-0	3-1
Utah State	1-0	0-0	1-0
Virginia	2-0	0-0	2-0
Virginia Tech	4-0	0-1	4-1
Washington	3-3	0-0	3-3
Weber State	1-0	0-0	1-0
Western Kentucky	1-0	7-5	8-5
Western Michigan	0-0	1-0	1-0
Wichita State	1-0	0-0	1-0
Wisconsin	0-0	0-1	0-1

# NCAA Tournament History



## NCAA TOURNAMENT

**Appearances:** 27 (1998-2004, 2006-2019, 2021-2026; No NCAA Tournament in 2020 due to COVID-19)

**All-Time Record:** 91-60 (.602); **Home:** 48-21 (.695); **Away:** 16-23 (.410); **Neutral:** 27-16 (.627)

**Regionals:** 69-33 (.676); **Super Regionals:** 11-15 (.423); **WCWS:** 11-12 (.478)

**Best Finish:** 2001 (Pictured Above), 2004 WCWS Third Place; 2015 WCWS Third Place, 2012 WCWS Fifth Place (Pictured Page 75)

### 1998 - NCAA REGION 4 - HOST: WASHINGTON

Game 1	May 15, 1998	LSU 2, Long Beach State 0
Game 2	May 16, 1998	Washington 9, LSU 0 (5 Innings)
Game 3	May 16, 1998	LSU 5, Long Beach State 4
Game 4	May 17, 1998	Washington 6, LSU 0

### 1999 - NCAA REGION 5 - HOST: LSU

Game 1	May 20, 1999	LSU 12, Southern 0 (5 Innings)
Game 2	May 21, 1999	Oregon State 3, LSU 0
Game 3	May 22, 1999	LSU 7, Oklahoma 3
Game 4	May 22, 1999	Southern Miss 4, LSU 3

### 2000 - NCAA REGION 7 - HOST: LSU

Game 1	May 18, 2000	LSU 7, Northwestern State 1
Game 2	May 19, 2000	ULL 4, LSU 1
Game 3	May 20, 2000	LSU 2, Hofstra 1
Game 4	May 20, 2000	LSU 1, Southern Miss 0 (13 Innings)
Game 5	May 21, 2000	Southern Miss 1, LSU 0 (9 Innings)

### 2001 - NCAA REGION 3 - HOST: LSU

Game 1	May 17, 2001	LSU 8, Cornell 0 (6 Innings)
Game 2	May 18, 2001	LSU 2, Penn State 1
Game 3	May 19, 2001	LSU 3, Arizona State 2
Game 4	May 20, 2001	LSU 2, ULL 1

### 2001 - WCWS - OKLAHOMA CITY, OKLA.

Game 1	May 24, 2001	Stanford 2, LSU 1 (8 Innings)
Game 2	May 26, 2001	LSU 2, Iowa 1
Game 3	May 26, 2001	LSU 2, Oklahoma 1 (13 Innings)
Game 4	May 27, 2001	UCLA 6, LSU 0

### 2002 - NCAA REGION 3 - HOST: LOUISIANA-LAFAYETTE

Game 1	May 16, 2002	LSU 3, Northwestern State 2 (10 Innings)
Game 2	May 18, 2002	LSU 5, ULL 2
Game 3	May 18, 2002	Arizona State 3, LSU 0 (8 Innings)
Game 4	May 18, 2002	LSU 1, Massachusetts 0
Game 5	May 19, 2002	Arizona State 4, LSU 1

### 2003 - NCAA REGION 3 - HOST: TEXAS

Game 1	May 15, 2002	LSU 9, Hawaii 4
Game 2	May 16, 2002	Texas 8, LSU 0 (6 Innings)
Game 3	May 16, 2002	Arizona State 4, LSU 1

### 2004 - NCAA REGION 3 - HOST: BAYLOR

Game 1	May 20, 2004	LSU 4, Texas A&M-Corpus Christi 0
Game 2	May 21, 2004	LSU 3, Seton Hall 0
Game 3	May 22, 2004	LSU 7, Baylor 3 (10 Innings)
Game 4	May 23, 2004	LSU 4, Illinois 1

### 2004 - WCWS - OKLAHOMA CITY, OKLA.

Game 1	May 27, 2004	LSU 3, Michigan 2 (13 Innings)
Game 2	May 28, 2004	UCLA 2, LSU 0
Game 3	May 30, 2004	LSU 2, Florida State 1
Game 4	May 30, 2004	LSU 4, California 1
Game 5	May 30, 2004	California 4, LSU 1

### 2006 - NCAA BATON ROUGE REGIONAL - HOST: LSU

Game 1	May 19, 2006	LSU 5, Princeton 0
Game 2	May 20, 2006	LSU 7, ULL 6 (10 Innings)
Game 3	May 21, 2006	LSU 5, ULL 4

### 2006 - NCAA TUCSON SUPER REGIONAL - HOST: ARIZONA

Game 1	May 26, 2006	Arizona 5, LSU 0
Game 2	May 27, 2006	LSU 3, Arizona 2
Game 3	May 27, 2006	Arizona 14, LSU 5 (5 Innings)

### 2007 - PALO ALTO REGIONAL - HOST: STANFORD

Game 1	May 17, 2007	LSU 3, Cal State Northridge 2
Game 2	May 18, 2007	LSU 1, Fresno State 0 (9 Innings)
Game 3	May 19, 2007	LSU 11, Stanford 5

### 2007 - NCAA TEMPE SUPER REGIONAL - HOST: ARIZONA STATE

Game 1	May 25, 2007	Arizona State 1, LSU 0 (10 Innings)
Game 2	May 26, 2007	Arizona State 7, LSU 4

### 2008 - NCAA BATON ROUGE REGIONAL - HOST: LSU

Game 1	May 16, 2008	LSU 8, Mississippi Valley State 0 (5 Innings)
Game 2	May 17, 2008	ULL 9, LSU 4
Game 3	May 17, 2008	LSU 9, East Carolina 1 (5 Innings)
Game 4	May 18, 2008	ULL 6, LSU 3

### 2009 - NCAA TEMPE REGIONAL - HOST: ARIZONA STATE

Game 1	May 15, 2009	LSU 3, Cal State Fullerton 2
Game 2	May 16, 2009	LSU 10, Arizona State 2 (5 Innings)
Game 3	May 17, 2009	Arizona State 6, LSU 4
Game 4	May 17, 2009	Arizona State 5, LSU 0

### 2010 - NCAA BATON ROUGE REGIONAL - HOST: LSU

Game 1	May 21, 2010	LSU 3, McNeese State 0
Game 2	May 22, 2010	ULL 1, LSU 0
Game 3	May 22, 2010	Texas A&M 1, LSU 0

### 2011 - NCAA COLLEGE STATION REGIONAL - HOST: TEXAS A&M

Game 1	May 20, 2011	Syracuse 3, LSU 0 (11 Innings)
Game 2	May 21, 2011	LSU 10, Sacred Heart 0 (6 Innings)
Game 3	May 21, 2011	LSU 5, Syracuse 0
Game 4	May 22, 2011	Texas A&M 3, LSU 1 (9 Innings)

# NCAA Tournament History

## 2012 - NCAA COLLEGE STATION REGIONAL - HOST: TEXAS A&M

Game 1	May 18, 2012	LSU 1, Texas State 0
Game 2	May 19, 2012	LSU 2, Texas A&M 0
Game 3	May 20, 2012	LSU 2, Texas A&M 1

## 2012 - NCAA COLUMBIA SUPER REGIONAL - HOST: MISSOURI

Game 1	May 26, 2012	LSU 6, Missouri 1
Game 2	May 27, 2012	Missouri 5, LSU 1 (12 Innings)
Game 3	May 27, 2012	LSU 3, Missouri 1

## 2012 - WCWS - OKLAHOMA CITY, OKLA.

Game 1	May 31, 2012	California 5, LSU 3
Game 2	June 2, 2012	LSU 1, South Florida 0
Game 3	June 2, 2012	Arizona State 6, LSU 0

## 2013 - NCAA BATON ROUGE REGIONAL - HOST: LSU

Game 1	May 17, 2013	LSU 3, Central Connecticut State 2
Game 2	May 18, 2013	ULL 3 LSU 0
Game 3	May 18, 2013	LSU 10, Central Connecticut St. 0 (5 Innings)
Game 4	May 19, 2013	ULL 1, LSU 0

## 2014 - NCAA TUCSON REGIONAL - HOST: ARIZONA

Game 1	May 16, 2014	LSU 13, Louisville 9
Game 2	May 17, 2014	Arizona 9, LSU 8
Game 3	May 17, 2014	LSU 8, Boston U. 3
Game 4	May 18, 2014	LSU 5, Arizona 1
Game 5	May 18, 2014	Arizona 13, LSU 5 (5 Innings)

## 2015 - NCAA BATON ROUGE REGIONAL - HOST: LSU

Game 1	May 15, 2015	LSU 15, Texas Southern 0 (5 Innings)
Game 2	May 16, 2015	Arizona State 1, LSU 0
Game 3	May 16, 2015	LSU 4, Nebraska 3 (10 Innings)
Game 4	May 17, 2015	LSU 5, Arizona State 0
Game 5	May 17, 2015	LSU 4, Arizona State 3 (9 Innings)

## 2015 - NCAA BATON ROUGE SUPER REGIONAL - HOST: LSU

Game 1	May 23, 2015	LSU 8, Arizona 0 (5 Innings)
Game 2	May 24, 2015	LSU 10, Arizona 5

## 2015 - WCWS - OKLAHOMA CITY, OKLA

Game 1	May 28, 2015	LSU 6, Auburn 1
Game 2	May 29, 2015	Florida 4, LSU 0
Game 3	May 30, 2015	LSU 5, Alabama 3
Game 4	May 31, 2015	Michigan 6, LSU 3

## 2016 - NCAA BATON ROUGE REGIONAL - HOST: LSU

Game 1	May 20, 2016	LSU 10, LIU Brooklyn 2 (6 Innings)
Game 2	May 21, 2016	LSU 4, McNeese State 1
Game 3	May 22, 2016	LSU 2, Arizona State 0

## 2016 - NCAA HARRISONBURG SUPER REGIONAL - HOST: JMU

Game 1	May 27, 2016	James Madison 3, LSU 2
Game 2	May 28, 2016	LSU 2, James Madison 0
Game 3	May 28, 2016	LSU 3, James Madison 2

## 2016 - WCWS - OKLAHOMA CITY, OKLA

Game 1	June 3, 2016	Michigan 2, LSU 0
Game 2	June 4, 2016	LSU 6, Alabama 4
Game 3	June 6, 2016	LSU 4, Georgia 1
Game 4	June 6, 2016	Oklahoma 7, LSU 3

## 2017 - NCAA BATON ROUGE REGIONAL - HOST: LSU

Game 1	May 19, 2017	LSU 2, Fairfield 1
Game 2	May 20, 2017	ULL 4, LSU 2
Game 3	May 21, 2017	LSU 10, McNeese State 1 (6 Innings)
Game 4	May 21, 2017	LSU, 6 ULL 1
Game 5	May 22, 2017	LSU 5, ULL 1

## 2017 - NCAA TALLAHASSEE SUPER REGIONAL - HOST: FSU

Game 1	May 26, 2017	Florida State 3, LSU 1
Game 2	May 27, 2017	LSU 1, Florida State 0
Game 3	May 28, 2017	LSU 6, Florida State 4

## 2017 - WCWS - OKLAHOMA CITY, OKLA

Game 1	June 1, 2017	LSU 2, UCLA 1
Game 2	June 2, 2017	Florida 7, LSU 0
Game 3	June 3, 2017	Oregon 4, LSU 1

## 2018 - NCAA BATON ROUGE REGIONAL - HOST: LSU

Game 1	May 18, 2018	LSU 9, Fordham 0 (5 Innings)
Game 2	May 19, 2018	LSU 1, Houston 0
Game 3	May 20, 2018	ULL 5, LSU 4 (10 Innings)
Game 4	May 20, 2018	LSU 3, ULL 1

## 2018 - NCAA TALLAHASSEE SUPER REGIONAL - HOST: FSU

Game 1	May 25, 2018	LSU 6, Florida State 5
Game 2	May 26, 2018	Florida State 8, LSU 5 (11 Innings)
Game 3	May 26, 2018	Florida State 3, LSU 1

## 2019 - NCAA BATON ROUGE REGIONAL - HOST: LSU

Game 1	May 17, 2019	LSU 2, Monmouth 0
Game 2	May 18, 2019	LSU 5, Texas Tech 4 (13 Innings)
Game 3	May 19, 2019	Texas Tech 5, LSU 4
Game 4	May 19, 2019	LSU 5, Texas Tech 1

## 2019 - NCAA MINNESOTA SUPER REGIONAL - HOST: MINNESOTA

Game 1	May 24, 2019	Minnesota 5, LSU 3
Game 2	May 25, 2019	Minnesota 3, LSU 0

## 2021 - NCAA BATON ROUGE REGIONAL - HOST: LSU

Game 1	May 21, 2021	LSU 10, McNeese State 2
Game 2	May 22, 2021	LSU 10, ULL 3
Game 3	May 23, 2021	ULL 2, LSU 0
Game 4	May 23, 2021	LSU 8, ULL 5

## 2021 - NCAA BATON ROUGE SUPER REGIONAL - HOST: LSU

Game 1	May 27, 2021	Florida State 1, LSU 0
Game 2	May 28, 2021	Florida State 4, LSU 3 (9 Innings)

## 2022 - NCAA TEMPE REGIONAL - HOST: ARIZONA STATE

Game 1	May 20, 2022	San Diego State 10, LSU 5
Game 2	May 21, 2022	Cal State Fullerton 3, LSU 2

## 2023 - NCAA BATON ROUGE REGIONAL - HOST: LSU

Game 1	May 19, 2023	LSU 12, Prairie View A&M 2 (5 Innings)
Game 2	May 20, 2023	LSU 4, ULL 0
Game 3	May 21, 2023	ULL 7, LSU 4
Game 4	May 21, 2023	ULL 9, LSU 8

## 2024 - NCAA BATON ROUGE REGIONAL - HOST: LSU

Game 1	May 17, 2024	LSU 5, Jackson State 0
Game 2	May 18, 2024	LSU 4, Southern Illinois 1
Game 3	May 19, 2024	LSU 9, Southern Illinois 0 (5 Innings)

## 2024 - NCAA STANFORD SUPER REGIONAL - HOST: STANFORD

Game 1	May 24, 2024	LSU 11, Stanford 1 (5 Innings)
Game 2	May 25, 2024	Stanford 3, LSU 0
Game 3	May 26, 2024	Stanford 8, LSU 0 (6 Innings)

## 2025 - NCAA BATON ROUGE REGIONAL - HOST: LSU

Game 1	May 16, 2025	Southeastern Louisiana 4, LSU 3
Game 2	May 17, 2025	LSU 3, UConn 0
Game 3	May 17, 2025	Southeastern Louisiana 8, LSU 7

## 2026 - NCAA BATON ROUGE REGIONAL - HOST: LSU

Game 1	May 15, 2026	LSU 8, Akron 0 (6 Innings)
Game 2	May 16, 2026	LSU 8, Virginia Tech 0 (6 Innings)
Game 3	May 17, 2026	LSU 7, Virginia Tech 2

# NCAA Tournament History

## NCAA POSTSEASON SHUTOUTS: (30)

PITCHER(S)	OPPONENT	DATE
Brandi Landry	vs. Long Beach State	05/15/98
Britni Sneed/Julie Stashko	Southern (5 IP)	05/20/99
Ashley Lewis/Britni Sneed	Southern Miss (13 IP)	05/20/00
Britni Sneed/Ashley Lewis	Cornell (6 IP)	05/17/01
Britni Sneed	vs. Massachusetts	05/18/02
Kristin Schmidt	vs. Texas A&M-Corpus Christi	05/20/04
Kristin Schmidt	vs. Seton Hall	05/21/04
Dani Hofer	Princeton	05/19/06
Emily Turner	vs. Fresno State (9 IP)	05/18/07
Casey Faile/Dani Hofer	Mississippi Valley State (5 IP)	05/16/08
Rachele Fico/Kirsten Shortridge	McNeese State (7 IP)	05/21/10
Brittany Mack/Meghan Patterson	vs. Sacred Heart (6 IP)	05/21/11
Brittany Mack	vs. Syracuse	05/21/11
Rachele Fico	vs. Texas State	05/18/12
Rachele Fico	at Texas A&M	05/19/12
Brittany Mack	vs. South Florida	06/02/12
Ashley Czechner	Central Connecticut State (5 IP)	05/18/13
Kelsee Selman	Texas Southern (5 IP)	05/15/15
Carley Hoover	Arizona State	05/16/15
Carley Hoover	Arizona	05/23/15
Allie Walljasper/Carley Hoover	Arizona State	05/20/16
Allie Walljasper	at James Madison	05/28/16
Allie Walljasper	at Florida State	05/27/17
Maribeth Gorsuch/Carley Hoover	Fordham	05/18/18
Allie Walljasper	Houston	05/19/18
Maribeth Gorsuch	Monmouth	05/17/19
Sydney Berzon	UL-Lafayette	05/20/23
Sydney Berzon	UConn	05/17/25
Jayden Heavener	Akron (6 IP)	05/15/26
Cece Cellura	Virginia Tech (6 IP)	05/16/26

## TOTAL SHUTOUTS

PITCHER	SHUTOUTS (COMPLETE GAME/SHARED)
Carley Hoover	4 (2/2)
Britni Sneed	4 (1/3)
Allie Walljasper	4 (3/1)
Rachele Fico	3 (2/1)
Brittany Mack	3 (2/1)
Sydney Berzon	2 (2/0)
Maribeth Gorsuch	2 (1/1)
Dani Hofer	2 (1/1)
Kristin Schmidt	2 (2/0)
Cece Cellura	1 (1/0)
Ashley Czechner	1 (1/0)
Casey Faile	1 (0/1)
Jayden Heavener	1 (1/0)
Brandi Landry	1 (1/0)
Ashley Lewis	1 (0/2)
Meghan Patterson	1 (0/1)
Kelsee Selman	1 (1/0)
Kirsten Shortridge	1 (0/1)
Julie Stashko	1 (0/1)
Emily Turner	1 (1/0)



**ALLIE WALLJASPER**

# NCAA Tournament History

## BATTING · INDIVIDUAL

### AT-BATS

6	12 times, most recently by...		
6	Aliyah Andrews	Texas Tech	05/18/19
6	Amanda Doyle	Texas Tech	05/18/19
6	Savannah Stewart	Texas Tech	05/18/19
6	Amber Serrett	Texas Tech	05/18/19

### RUNS SCORED

3	10 times, most recently by...		
3	Aliyah Andrews	ULL	05/23/21
3	Raeleen Gutierrez	ULL	05/22/21
3	Amanda Doyle	McNeese State	05/21/21
3	Sandra Simmons	LIU Brooklyn	05/20/16

### HITS

4	Emily Griggs	ULL	05/21/17
4	Sandra Simmons	LIU Brooklyn	05/20/16
4	Allison Falcon	Louisville	05/16/14
4	Leslie Klein	Illinois	05/23/04
4	Tara Asbill	Long Beach St.	05/16/98

### DOUBLES

3	Allison Falcon	Louisville	05/16/14
2	Alix Franklin	Virginia Tech	05/17/26
2	Sierra Daniel	Akron	05/15/26
2	Sahvanna Jaquish	McNeese	05/21/17
2	Sandra Simmons	LIU Brooklyn	05/20/16
2	Constance Quinn	Arizona	05/24/15
2	Tammy Wray	Louisville	05/16/14
2	Ashlee Ducote	Southern	05/20/99
2	Jodi Otten	Long Beach St.	05/16/98

### TRIPLES

1	17 times, most recently by...		
1	Kylee Edwards	Akron	05/15/26
1	Aliyah Andrews	ULL	05/22/21
1	Amber Serrett	Texas Tech	05/18/19
1	Amber Serrett	ULL	05/20/18
1	Bailey Landry	ULL	05/20/17
1	Bailey Landry	Florida State	05/28/17
1	Bailey Landry	LIU Brooklyn	05/20/16
1	Sandra Simmons	LIU Brooklyn	05/20/16
1	Sandra Simmons	Arizona	05/24/15
1	Bailey Landry	Arizona State	05/17/15

### HOME RUNS

2	Amanda Doyle	McNeese State	05/21/21
2	Bianka Bell	Georgia	06/05/16
2	Ashley Langoni	Arizona State	05/17/09
2	Rachel Mitchell	Stanford	05/19/07
2	Alicia Owen	Hawai'i	05/15/03
2	Blair Smith	Hawai'i	05/15/03

### RUNS BATTED IN

5	Kelley Lynch	at Stanford	05/24/24
5	Georgia Clark	ULL	05/23/21
5	Sandra Simmons	Arizona	05/24/15
5	Rachel Mitchell	Stanford	05/19/07

### WALKS

3	Sahvanna Jaquish	Louisville	05/16/14
---	------------------	------------	----------

### HIT-BY-PITCHES

3	Taylor Pleasants	ULL	05/22/21
2	M. Schlattman	Texas Tech	05/18/19
2	Anissa Young	Texas A&M	05/22/11
2	Shannon Stein	Stanford	05/19/07

### STOLEN BASES

4	Cassie Trosclair	Sacred Heart	05/21/11
---	------------------	--------------	----------

## BATTING · TEAM

### AT-BATS

48	Texas Tech	05/18/19
48	ULL	05/20/06
48	Michigan	05/27/04

### RUNS SCORED

15	Texas Southern	05/15/15
13	Southern	05/20/99

### HITS

17	ULL	05/22/21
16	at Stanford	05/24/24
16	ULL	05/20/06

### DOUBLES

5	Louisville	05/16/14
---	------------	----------

### TRIPLES

2	LIU Brooklyn	05/20/16
---	--------------	----------

### HOME RUNS

5	Stanford	05/19/07
5	Hawaii	05/15/03

### RUNS BATTED IN

14	Texas Southern	05/15/15
----	----------------	----------

### WALKS

9	Virginia Tech	05/16/26
8	LIU Brooklyn	05/20/16
8	Arizona	05/23/15

### HIT-BY-PITCHES

3	ULL	05/22/21
3	Texas Tech	05/18/19

### STOLEN BASES

7	Sacred Heart	05/21/11
---	--------------	----------

## PITCHING · INDIVIDUAL

### INNINGS PITCHED

13.0	Shelbi Sunseri	Texas Tech	05/18/19
13.0	Kristin Schmidt	Michigan	05/27/04
13.0	Britni Sneed	Oklahoma	05/26/01

### STRIKEOUTS

19	Britni Sneed	Oklahoma	05/26/01
18	Rachele Fico	Syracuse	05/20/11
17	Brittany Mack	Missouri	05/27/12

### FEWEST RUNS ALLOWED [MIN 7 IP]

0	17 times, most recently by...		
0	Sydney Berzon	UConn	05/17/25
0	Sydney Berzon	ULL	05/20/23
0	Maribeth Gorsuch	Monmouth	05/17/19
0	Allie Walljasper	Houston	05/19/18
0	Allie Walljasper	at Florida St.	05/27/17

### FEWEST ER ALLOWED [MIN 7 IP]

0	21 times, most recently by...		
0	Sydney Berzon	UConn	05/17/25
0	Sydney Berzon	ULL	05/20/23
0	Maribeth Gorsuch	Monmouth	05/17/19
0	Allie Walljasper	Houston	05/19/18
0	Allie Walljasper	at Florida St.	05/27/17

### MOST RUNS ALLOWED

10	Baylee Corbello	Arizona	05/18/14
----	-----------------	---------	----------

### MOST EARNED RUNS ALLOWED

10	Baylee Corbello	Arizona	05/18/14
----	-----------------	---------	----------

### FEWEST HITS ALLOWED [MIN 7 IP]

1	Allie Walljasper	at Florida St.	05/27/17
1	Ashley Lewis	Penn State	05/18/01

### MOST HITS ALLOWED

11	Baylee Corbello	Louisville	05/16/14
----	-----------------	------------	----------

## PITCHING · TEAM

### INNINGS PITCHED

13.0	Texas Tech	05/18/19
13.0	Michigan	05/27/04
13.0	Oklahoma	05/26/01
13.0	Southern Miss	05/20/00

### STRIKEOUTS

19	Oklahoma	05/26/01
----	----------	----------

### FEWEST RUNS ALLOWED

0	29 times, most recently by...		
0	Virginia Tech		05/16/26
0	Akron		05/15/26
0	UConn		05/17/25
0	Monmouth		05/18/19
0	Houston		05/19/18
0	at Florida State		05/27/17
0	at James Madison		05/28/16

### MOST RUNS ALLOWED

14	Arizona	05/27/06
----	---------	----------

### MOST EARNED RUNS ALLOWED

13	Arizona	05/18/14
----	---------	----------

### FEWEST HITS ALLOWED [MIN 7 IP]

1	at Florida St.	05/27/17
1	Penn State	05/18/01

### MOST HITS ALLOWED

18	Arizona	05/27/06
----	---------	----------

## FIELDING · INDIVIDUAL

### PUTOUTS

19	Jennifer Schuelke	Oklahoma	05/26/01
----	-------------------	----------	----------

### ASSISTS

8	Taylor Tidwell	ULL	05/23/21
6	12 times, most recently by...		
6	Avery Hodge	UConn	05/17/25
6	Amanda Sanchez	Texas Tech	05/18/19
6	Allie Walljasper	ULL	05/20/18
6	Shemiah Sanchez	UCLA	06/01/17
6	Constance Quinn	Oklahoma	06/05/16

### ERRORS

4	Andrea Smith	Arizona	05/26/06
4	Andrea Smith	ULL	05/20/06

### FIELDING · TEAM

#### PUTOUTS

39	Texas Tech	05/18/19
39	Michigan	05/27/04
39	Oklahoma	05/26/01
39	Southern Miss	05/20/00

#### ASSISTS

18	Iowa	05/26/01
----	------	----------

#### ERRORS

4	Oklahoma	06/05/16
4	Missouri	05/27/12
4	Arizona	05/26/06
4	ULL	05/20/06

#### DOUBLE PLAYS

3	ULL	05/22/17
2	Uconn	05/17/25
2	Jackson State	05/17/24

## TIGERS IN THE POLLS

### NFCA/GoRoute Coaches Poll (5/12/26)

Rank	Team (1st Votes)	Record	Points	Prev.
1	Nebraska (26)	46-6	768	2
2	Oklahoma (2)	48-8	720	1
3	Alabama	49-7	707	4
4	Texas Tech	52-6	671	3
5	UCLA	47-8	629	6
6	Texas	42-10	603	10
7	Florida State	49-8	600	8
8	Tennessee	42-10	583	5
9	Florida	48-10	561	7
10	Arkansas	42-11	494	9
11	Virginia Tech	46-10	437	13
12	Oregon	40-12	424	11
13	Duke	39-14	404	12
14	Stanford	37-13	357	14
15	Oklahoma State	38-15	306	16
16	Georgia	38-18	298	17
17	Texas A&M	36-17	284	15
<b>18</b>	<b>LSU</b>	<b>37-17</b>	<b>219</b>	<b>18</b>
19	Arizona State	41-16	191	24
20	Mississippi State	38-18	187	19
21	Grand Canyon	52-8	175	21
22	Arizona	35-16	162	20
23	UCF	38-16-1	81	22
24	Virginia	38-13	74	23
25	Louisville	44-12	66	25

**Receiving Votes:** Belmont (52), USF (15), Ole Miss (2), South Carolina (2), Southeastern Louisiana (2), Omaha (1).

### ESPN.com/USA Softball Poll (5/12/26)

Rank	Team (1st Votes)	Conference	Record	Points	Prev.
1	Nebraska (13)	Big Ten (23-1)	46-6	603	2
2	Alabama (6)	SEC (19-5)	49-7	595	3
3	Texas (3)	SEC (16-8)	42-10	572	6
4	Oklahoma (3)	SEC (20-4)	48-8	568	1
5	Arkansas	SEC (15-9)	42-11	516	5
6	Texas Tech	Big 12 (21-3)	52-6	478	4
7	UCLA	Big Ten (20-4)	47-8	451	8
8	Tennessee	SEC (16-8)	42-10	445	7
9	Florida State	ACC (21-3)	49-8	426	10
10	Florida	SEC (17-7)	48-10	423	9
11	Georgia	SEC (12-12)	38-18	376	T13
12	Duke	ACC (20-4)	39-14	337	12
13	Oregon	Big Ten (20-4)	40-12	315	11
14	Virginia Tech	ACC (18-6)	46-10	279	16
15	Oklahoma State	Big 12 (16-8)	38-15	264	15
16	Texas A&M	SEC (15-7)	36-17	263	T13
17	Stanford	ACC (18-6)	37-13	213	17
<b>18</b>	<b>LSU</b>	<b>SEC (13-11)</b>	<b>37-17</b>	<b>207</b>	<b>18</b>
19	Arizona State	Big 12 (11-13)	41-16	166	T25
20	Mississippi State	SEC (9-15)	38-18	156	19
21	Arizona	Big 12 (16-8)	35-16	139	20
22	Clemson	ACC (13-11)	32-20	81	21
23	UCF	Big 12 (14-9-1)	38-16-1	64	22
24	Louisville	ACC (18-6)	44-12	41	24
25	Grand Canyon	Mountain West (21-4)	52-8	35	T25

**Receiving Votes:** South Carolina (33), Ole Miss (31), Washington (12), Belmont (11), Oregon State (10), Jacksonville State (6), Kansas (2), Saint Mary's (2), Indiana (1)

### D1Softball Top 25 Poll (5/5/26)

Rank	Team	Record	Last Week	Prev.
1	Oklahoma	48-7	2-1	1
2	Nebraska	43-6	3-0	2
3	Alabama	47-6	3-1	4
4	Texas Tech	49-5	2-1	3
5	Arkansas	41-10	2-1	8
6	Texas	39-10	1-2	5
7	Tennessee	42-9	3-1	7
8	Florida State	46-8	3-1	10
9	Florida	47-9	2-2	9
10	Oregon	40-11	2-1	14
11	UCLA	45-7	1-2	6
12	Georgia	36-17	2-1	13
13	Duke	38-13	0-0	11
14	Oklahoma State	37-13	3-1	12
15	Virginia Tech	44-9	3-0	17
16	Texas A&M	36-16	1-2	15
<b>17</b>	<b>LSU</b>	<b>37-16</b>	<b>4-0</b>	<b>20</b>
18	Mississippi State	37-17	1-2	16
19	Stanford	36-12	2-0	19
20	Arizona	35-15	1-2	18
21	UCF	38-15-1	2-1	21
22	Clemson	32-19	0-0	22
23	Arizona State	38-16	3-0	NR
24	Louisville	43-11	2-1	25
25	South Carolina	30-25	1-3	23

**Also receiving votes:** Grand Canyon, Belmont, Virginia, Washington, Ole Miss, Boston, Indiana, South Florida

### Softball America Poll (5/4/26)

Rank	Team	Record	Last Week	Prev.
1	Oklahoma	48-7	2-1	1
2	Nebraska	43-6	3-0	2
3	Texas Tech	50-5	3-1	4
4	Alabama	47-6	3-1	3
5	Arkansas	41-10	2-1	7
6	Tennessee	42-9	3-1	11
7	Florida State	46-8	3-1	8
8	Texas	39-10	1-2	6
9	Oregon	40-11	2-1	13
10	UCLA	45-7	1-2	5
11	Duke	38-13	0-0	10
12	Florida	47-9	2-2	9
13	Oklahoma State	37-14	3-1	12
14	Georgia	36-17	2-1	15
15	Stanford	36-12	2-0	16
16	Texas A&M	36-16	1-2	14
<b>17</b>	<b>LSU</b>	<b>37-16</b>	<b>4-0</b>	<b>19</b>
18	Virginia Tech	44-9	3-0	17
19	Mississippi State	37-17	1-2	18
20	Louisville	43-11	2-1	22
21	UCF	38-15-1	2-1	23
22	Clemson	32-19	0-0	24
23	South Carolina	30-25	1-3	21
24	Arizona	35-16	1-2	20
25	Indiana	41-13	4-0	NR

## LSU's RECORD WHEN....

WIN-LOSS SUMMARY	OVERALL
<b>Overall</b>	40-17
<b>Non-Conference</b>	27-6
<b>SEC</b>	13-11
<b>SEC Tournament</b>	0-1
<b>NCAA Tournament</b>	3-0
<b>Home</b>	31-5
<b>Away</b>	8-7
<b>Neutral</b>	1-5
<b>*vs. Top 10</b>	1-6
<b>*vs. Top 25</b>	9-15
<b>Louisiana Teams</b>	7-0
<b>Day Games</b>	19-10
<b>Night Games</b>	21-7
<b>February</b>	17-4
<b>March</b>	6-8
<b>April</b>	12-4
<b>May</b>	5-1
<b>June</b>	0-0
<b>Sunday</b>	7-5
<b>Monday</b>	1-0
<b>Tuesday</b>	7-0
<b>Wednesday</b>	0-1
<b>Thursday</b>	4-1
<b>Friday</b>	9-5
<b>Saturday</b>	12-5
<b>RHP Starter</b>	35-11
<b>LHP Starter</b>	5-6
<b>Shutouts</b>	12-4
<b>Run-rule Games</b>	15-1
<b>Extra-inning Games</b>	1-2
<b>One-run Games</b>	5-4
<b>Two-run Games</b>	7-3
<b>Five-run + Games</b>	23-5
<b>Scored 0-2 Runs</b>	3-10
<b>Scored 3-5 Runs</b>	9-6
<b>Scored 6-9 Runs</b>	21-1
<b>Scored 10 + Runs</b>	7-0
<b>Opp. Scored 0-2 Runs</b>	29-1
<b>Opp. Scored 3-5 Runs</b>	10-8
<b>Opp. Scored 6-9 Runs</b>	1-7
<b>Opp. Scored 10 + Runs</b>	0-1
<b>Scored in 1st Inning</b>	22-4
<b>Opp. Scored in 1st Inning</b>	9-7
<b>Scored First</b>	30-6
<b>Opp. Scored First</b>	10-11
<b>Leading after 5 Innings</b>	23-2
<b>Trailing after 5 Innings</b>	3-14
<b>Tied after 5 Innings</b>	4-1
<b>Leading after 6 Innings</b>	23-1
<b>Trailing after 6 Innings</b>	1-13
<b>Tied after 6 Innings</b>	1-2
<b>Out-hit Opp.</b>	33-1
<b>Out-hit by Opp.</b>	5-15
<b>Hits are Tied</b>	2-1

\* Rankings based on NFCA Poll

## NEWS AND NOTES

### Rooted in Tigers

LSU softball's theme for the 2026 season is Rooted in Tigers. Rooted in Tigers represents the foundation, resilience, and legacy of LSU softball. Like the oaks that define LSU's campus, this program is built on deep roots planted by generations before. This team embraces the responsibility to grow those roots through daily work, unity, and resilience—weathering every storm together. Honoring the past while building the future, LSU softball is strong as oak and rooted in Tigers.

### LSU NCAA Tournament History

LSU, who is in its 27th NCAA Tournament appearance overall and 20th in-a-row, will make its 11th Super Regional appearance and 9th under Head Coach Beth Torina.

The Tigers are 91-60 all-time in the NCAA Tournament, including an 11-5 mark in super regionals, and 11-12 in the Women's College World Series.

### The Series

LSU leads Alabama 49-44 in the all-time series, but is 14-23 when the teams meet in Tuscaloosa., Ala. Overall, LSU has won three of the last four games in the series, including winning 2-1 in last season's three-game series (April 4-5, 2025).

LSU and Bama has met just two times in the NCAA Tournament, both at the Women's College World Series, and both victories for the Tigers. LSU knocked off Alabama in the 2015 WCWS, 5-3, and 6-4 in the 2016 WCWS.

### Last Time Out

LSU had an impressive showing in the 2026 Baton Rouge Regional. The Tigers went 3-0, outscoring their opponents 23-2 highlighted by two run-rule victories and claimed the season's 40th victory of the season in the 1,000th LSU softball game played on campus, punching its ticket to Supers.

Offensively, LSU batted .376 behind 32 hits, including 11 extra-base hits, and had 20 RBI. In the circle, the Tigers tossed three complete games, featuring two shutouts. Over 19.0 innings, the staff had a 0.37 ERA with 16 strikeouts, gave up one earned runs, four walks, and held opposing batters to a .149 clip.

### Tigers in the Polls

LSU ranks No. 18 in both the ESPN.com/USA Softball Top 25 Poll and the NFCA/GoRoute Division I Top 25 Poll. The Tigers also rank No. 17 in both the D1Softball Poll and Softball America Poll.

### SEC - Softball Elite Conference

The SEC has a record nine teams in the NCAA Super Regionals with six of them serving as host sites. Of the eight Supers matchups, three of them are head-to-head SEC games, including LSU at Bama.

Ten SEC teams are in the NFCA and USA Softball polls, USA Softball has four in the top five and six in the top 10, while the NFCA poll has two in the top five, and six in the top 10.

Twelve SEC made the 2026 NCAA Tournament field. Six received a top eight seed, and nine were in the top 16.

In 2025, 14 of the SEC's 15 member schools reached tournament. The 2024 season saw all members of the then 13 member league reach the NCAA Tournament, marking the fourth time the league had a 100 percent rate in league history. The other three times came in 2017-2019.

### Strength of Schedule

The Tigers have played a Top 10 strength of schedule every year under Coach Torina. In the selection edition, LSU has the No. 8 toughest schedule in the country.

### LSU Strength of Schedule Rankings

2025 - No. 8
2024 - No. 4
2023 - No. 5
2022 - No. 3
2021 - No. 2
2020 - N/A (Covid-19)
2019 - No. 7
2018 - No. 10
2017 - No. 5
2016 - No. 9
2015 - No. 3
2014 - No. 2
2013 - No. 6
2012 - No. 7

### 2026 NFCA Gulf All-Region Selections

Five LSU Tigers earned spots on the 2026 NFCA Gulf All-Region team. Jayden Heavener and Jalia Lassiter were represented on the first-team, Tori Edwards graces the second, and Sierra Daniel and Kylee Edwards earn spots on the third-team.

Lassiter is now a four-time NFCA All-Region selection, while Daniel, K. Edwards, T. Edwards, and Heavener are now two-time NFCA All-Region selections.

**2026 All-SEC Selections**

Four LSU Tigers were named to the 2026 All-SEC Team. Kylee Edwards was placed on the first-team, while Tori Edwards, Alix Franklin and Jalia Lassiter each had second-team nods. It was the first All-SEC selection for K. Edwards, Franklin, and Lassiter, and second for T. Edwards, the 2025 SEC Freshman of the Year.

**2026 Graduates**

Jalia Lassiter and Abigail Savoy, who played for the program from 2023-2025, graduated last weekend.

A viral video of Lassiter walking the stage in her softball uniform is circulating on social media. She is also part of a graduating class that includes SHAQ and Flau'jae Johnson.

**2026 Schedule**

LSU concluded the regular season with a 37-16 record, including a 13-11 mark in SEC play. After a turbulent start with an 18-9 record which featured an 0-5 start in conference play, The Tigers righted the ship with road series wins at South Carolina and Missouri, a 2-1 series win against Arizona, and a pair of sweeps over Ole Miss and Auburn.

**Keep it Rolling**

It has been an up-and-down season, but the team has caught fire at the right time.

LSU enters the Tuscaloosa Super Regional as winners in 12 of the last 15 games, and 15 in the last 20.

**Hits All Around!**

LSU has tallied 431 hits this season and has increased its batting average to .291. The Tigers have reached double-digit hits 14 times this season, including a 24-hit outburst against Auburn (May 2), which is the Tigers fifth 20-plus hit game in program history. LSU also logged 12 hits in a single game twice last weekend in regionals.

**Runs in Bunches**

The Tigers have scored double-digit runs in seven games this season, including 25 against Auburn (May 2), the most against an SEC opponent and second-most all-time.

LSU has scored five or more runs in 13 innings this season and scored a season-high 10 against Auburn (May 2).

**Last 10 Games**

LSU is 8-2 in its last 10 games, including a 7-0 mark at Tiger Park. During the stretch, the Tigers have outscored their opponents 84-19 and have a .375 batting average, 105 hits, including 31 extra-base hits (19 doubles, 11 HRs, 1 triple), 73 RBI and 16 walks.

In the last 10 contests, LSU has seven players hitting over .360, and four over .400, including Maci Bergeron, who leads the team with a .462 batting average and .576 on-base percentage.

**Getting it Done with the Longball**

Over the last 26 games, LSU has homered in 20 of them, totaling 33 home runs in that span. Also in that stretch, LSU has 10 multi-home run games, including a season-high four against Missouri (April 3).

Eighteen of LSU's 57 home runs this season have been go-ahead or game-tying home runs.

**Leading the Way**

LSU leads the SEC with 19 triples (No. 12 in the NCAA), a mark that is currently tied at No. 7 in the program's single-season record book. Alix Franklin remains at the top spot of the league and ranks No. 18 in the nation with six triples. Kylee Edwards and Sierra Daniel are behind her with five and four three-baggers, respectively.

The Tigers' had five triples in the first six games, tying for the most through the first six games of a season (1999).

**Walk That Walk**

The Tigers have continued to show great plate discipline, drawing 272 walks, which ranks third in the SEC and No. 8 in Division I Softball.

LSU has drawn a season-high 11 walks four times this season, and has done it twice against SEC opponents (Missouri and Ole Miss).

**A Problem on the Base Pads**

LSU set the tone for the season with a perfect 19-of-19 in stolen bases during its opening weekend. The Tigers are 54-of-61 in stolen bases this season.

Against Illinois (Feb. 8), The Tigers stole nine bases, tying the program's second most stolen bases in a game. Kylee Edwards, Tori Edwards and Alix Franklin each had two steals in the contest. It was the most stolen bases since LSU had 10 against Nicholls on Feb. 16, 2008.

**Don't Forget the Defense**

The Tigers' have a .976 fielding percentage (No. 14 in the country) and has turned 28 double plays, which is tied for the second most in program history, No. 4 in the SEC and No. 18 in Division I Softball this season.

LSU turned three double plays against Mississippi State on April 26, tying a program's single-game record for a sixth time.

This season, LSU's fielding percentage and 37 errors (fewest) are at the top of the program's single-season record book.

**Single-Season Record Watch**

The 2026 team has inserted themselves in a few places in the single-season record book, both offensively and defensively. The list and their current rankings are below:

Category	Stat	Rank
Fewest Errors	37	1st
Fielding Percentage	.976	T-1st
Double Plays Turned	28	T-2nd
Walks	272	3rd
On-Base Percentage	.413	4th
Slugging Percentage	.483	6th
Hit-by-Pitches	45	7th
Triples	19	T-7th
Home Runs	57	T-8th

**Tiger Trends**

LSU has outscored its opponents by 112 runs (185-73) in the first three innings, highlighted by +39 and +45 margins in the second and third innings, respectively. LSU also outscored its opponents 56-26 in the fourth. The Tigers are 30-6 when scoring first, 28-1 when scoring six or more runs, and 29-1 when keeping its opponents to 0-2 runs scored this season.

**It's A Marathon**

LSU's first game against South Carolina (March 20) lasted four hours and five minutes. It was the fifth game under Head Coach Beth Torina that the Tigers played in a game four hours or longer. LSU is 4-1 in four-hour games in Torina's tenure.

**On the Contrary...**

LSU defeated LA Tech on Tuesday night at Tiger Park in one hour and 22 minutes. It was the 40th game in program history that had a duration of 1:22 or less. LSU is 39-1 in those games, and 31-0 in those contests that were played at Tiger Park.

Last season, LSU played a game at Tiger Park that lasted 1:16. It was a 6-0 seven-inning victory against Central Arkansas (Feb. 8).

The shortest game in program history for LSU was at Tiger Park against Grambling State on Feb. 15, 2006. LSU won 11-0 in five innings in one hour and two minutes (1:02).

**The Coaching Staff**

Head Coach Beth Torina enters her 15th season at the helm of LSU softball and is the program's all-time leader in wins. The next longest tenured coach on staff is former LSU standout player and Assistant Coach Sandra [Simmons] Moton, who is in her eighth season overall, including her stint as a volunteer coach from 2019-23. Moton oversees outfielders and base running, and will coach at third base on offense.

Assistant Coach Bryce Neal enters his third season leading LSU's hitting game, and Taylor Pleasants joins the coaching staff as an assistant coach. Pleasants will coach the infielders and first base on offense.

Zach Jermain, the Director of Player Performance and Analytics is in his second year with the program in this role. Jermain earned his PhD in mathematics from LSU in 2024, specializing in material science and plasmonic metamaterials.

**A Living Legend**

Coach Torina has a 618-270 record at LSU and is 747-381 overall in her 19 seasons as a head coach. Torina has coached LSU to 11 40-win seasons, including two 50-win seasons, and the team has won 40 or more games in four consecutive seasons.

Torina claimed her 600th victory at LSU in the 9-0 decision against Louisiana Tech on March 24, 2026. She is now one of three coaches in head-to-head team sports, to achieve 600 wins at LSU. Torina is the only active coach at LSU with 600 wins.

Torina won her 700th career game as a head coach in a 9-1 run-rule victory against Louisiana Tech on April 9, 2025.

Torina won her 527th game at LSU to become the program's all-time leader in wins in the 1-0 shutout at No. 4 Tennessee on April 20, 2024. She surpassed LSU Hall of Fame Coach Yvette Girouard (2001-2011) who has 526 wins in 11 seasons.

LSU Coaches	Record
Skip Bertman (Baseball)	870-330-3
DD Breaux (Gymnastics)	868-467-7*
Paul Mainieri (Baseball)	641-285-3
<b>Beth Torina (Softball)</b>	<b>618-270</b>
Harry Rabenhorst (2 sports)	569-505-7
Men's Basketball	340-264
Baseball	229-241-7
Yvette Girouard (Softball)	526-171-1

\* Gymnastics not considered a head-to-head team sport.

\*\* Sports such as golf, cross country and track & field were not listed.

## SEC STANDINGS

TEAM	CONF	CONF %	OVERALL	OVERALL %	STRK
Oklahoma	20-4	.833	51-8	.864	W3
Alabama	19-5	.792	52-7	.881	W3
Florida	17-7	.708	51-10	.836	W3
Texas	16-8	.667	45-10	.818	W7
Tennessee	16-8	.667	45-10	.818	W3
Texas A&M	16-8	.667	38-19	.667	L1
Arkansas	15-9	.625	45-11	.804	W3
LSU	13-11	.542	40-17	.702	W3
Georgia	12-12	.500	41-18	.695	W3
Mississippi St.	9-15	.375	41-18	.695	W3
Missouri	9-15	.375	28-29	.491	L1
South Carolina	7-17	.292	32-28	.533	L1
Ole Miss	6-18	.250	36-26	.581	L1
Auburn	4-20	.167	27-28	.491	L1
Kentucky	1-23	.042	26-29	.473	L4

## INDIVIDUAL CAREER RECORD WATCH

### FIELDING PERCENTAGE

#	Player	Chances	Years
<b>.995</b>	<b>Maci Bergeron</b>	<b>(1,040 chances)</b>	<b>2023-Present</b>
.9923	Kristen Hobbs	(647 chances)	2004-2007
.9917	Killian Roessner	(1,678 chances)	2005-2008
.9911	Jennie Reeves	(1,239 chances)	2000-2003
.9908	Leigh Ann Danos	(759 chances)	2002-2004
.9897	Raeleen Gutierrez	(1,166 chances)	2020-2024
.9885	Kellsie Kloss	(1,046 chances)	2013-2016
.9885	Jennifer Schuelke	(1,300 chances)	1998-2001
.9884	Shaunte' Fremin	(1,726 chances)	1997-2000
.9881	Anissa Young	(1,007 chances)	2009-2011

### PUTOUTS

1,616	Shaunte' Fremin	1997-2000
1,512	Killian Roessner	2005-2008
1,301	Sandra Simmons	2013-2016
1,193	Jennifer Schuelke	1998-2001
1,152	Amanda Doyle	2017-2021
<b>1,029</b>	<b>Maci Bergeron</b>	<b>2023-Present</b>
1,125	Jennie Reeves	2000-2003
1,112	Raeleen Gutierrez	2020-2024
1,012	Morgan Russell	2009-2012
1,003	Stephanie Hill	2003-2006

### WALKS

165	Sahvanna Jaquish	2014-2017
141	Bianka Bell	2013-2016
130	Georgia Clark	2019-2023
122	Rachel Mitchell	2007-2010
121	Danieca Coffey	2021-2025
119	Taylor Pleasants	2020-2024
116	A.J. Andrews	2012-2015
115	Shelbi Sunseri	2018-2022
115	Julie Wiese	2001-2004
110	Ashley Langoni	2009-2012

<b>97</b>	<b>Maci Bergeron</b>	<b>2023-Present</b>
-----------	----------------------	---------------------

### HOME RUNS

58	Bianka Bell	2013-2016
56	Sahvanna Jaquish	2014-2017
48	Shelbi Sunseri	2018-2022
47	Taylor Pleasants	2020-2024
43	Georgia Clark	2019-2023
37	Kellsie Kloss	2013-2016
33	Rachel Mitchell	2007-2010
32	Amanda Doyle	2017-2021
32	Leslie Klein	2004-2007
31	Julie Wiese	2001-2004

<b>30</b>	<b>Tori Edwards</b>	<b>2024-Present</b>
-----------	---------------------	---------------------

## NEWS AND NOTES

### Four WCWS Trips Under Torina

The LSU softball program has advanced to the Women's College World Series (WCWS) four times under Torina. LSU and UCLA were the only programs that advanced to Oklahoma City during three-consecutive seasons during 2015-2017. LSU last appeared in the WCWS in 2017.

### Torina's All-American Aces

Coach Torina has developed five All-American pitchers during her time in the Bayou.

Rachel Fico	2012, 2013
Allie Walljasper	2015, 2017, 2018
Carley Hoover	2015, 2018
Shelbi Sunseri	2019
Sydney Berzon	2023, 2024

### The LSU 2026 Pitching Staff

The LSU Tigers 2026 pitching staff will take a pitching by committee approach. All six of the pitchers that have made an appearance for LSU has a winning record.

The staff is made up by returners in Tatum Clopton and Jayden Heavener, two transfers in Cece Cellura and Paytn Monticelli, and then a pair of freshmen in Cali Deal and Lauryn Soeken. Utility player Ashlin Mowery has a background in pitching as well.

### Taking Over as Ace

Jayden Heavener is 13-8 on the season with a staff-best 120 strikeouts in 132.1 innings. She has a 2.75 ERA, five complete game shutouts, including a no-hitter at UL Lafayette (April 14), and 15 complete games this season, which ranks No. 3 in the SEC.

Heavener set the tone in the Baton Rouge Regional, logging her 10th career shutout with a season-high 11 strikeouts against Akron (May 15).

The southpaw has four double-digit strikeout games this season, including a season-high 11 strikeouts three times. One of those 11 strikeout games serves as a career-high against an SEC opponent (Missouri).

Heavener recorded her 25th career win in the historic 25-0 victory over Auburn (May 2). She is one save shy of entering the all-time list at No. 9 in career saves.

### Another No-No for 00

Heavener threw her second career no-hitter in the 8-0 victory at UL Lafayette on April 14, 2026. She fired off just 68 pitches and faced 17 batters, logging two strikeouts and allowing two walks in the program's 48th no-hitter.

Heavener's first no-hitter came in her collegiate debut last season, which was actually a perfect game.

She becomes the first LSU Tiger to throw a no-hitter in consecutive seasons since Shelby Wickersham did it in 2019 and 2020, and the sixth overall to achieve such feat. It was also the first true road no-hitter since Emily Turner did it in 2007 at Arkansas (April 21, 2007).

Player	Years
<b>Jayden Heavener</b>	<b>2025, 2026</b>
Shelby Wickersham	2019, 2020
Carley Hoover	2016, 2017, 2018
Tiffany Garcia	2006, 2007
Dani Hofer	2006, 2007
Britni Sneed	2000, 2001, 2002

### A Perfect Start

Heavener began her college career by throwing the program's sixth perfect game in the 2025 season opener against Charlotte (Feb. 7, 2025). She had 13 strikeouts in 6.0 innings of work. Heavener is the third pitcher under Coach Torina to throw a perfect game, the second to throw a complete game as a freshman, and the first in program history to throw a perfect game in their collegiate debut.

**LSU's List of Perfect Games**

Heavener's perfect game in 2025 was the first since 2020. Below is a list of the perfect games thrown at LSU:

1. **Jayden Heavener\***  
Charlotte (6 IP) Feb. 7, 2025
  2. **Maribeth Gorsuch**  
Belmont (7 IP) Feb. 22, 2020
  3. **Sydney Smith\***  
Tennessee Tech (5 IP) March 4, 2016
  4. **Rachele Fico**  
Southeastern La. (5 IP) Feb. 16, 2011
  5. **Tiffany Garcia**  
Grambling St. (5 IP) Feb. 16, 2006
  6. **Britni Sneed/Sarah Meadors\***  
Tennessee (5 IP) March 18, 2001
- \* **Freshman Season**

**She's Got It!**

Last season, Heavener allowed 68 hits, setting a program record for fewest hits allowed in a season, and her .164 opposing batting average is the seventh-lowest average allowed in the club's single season record book.

**An LSU Lefty?**

Heavener is in rare air as she is the first left-handed pitcher with considerable innings pitched for LSU since Julie Stashko (1997-2000). Stashko had a 29-6 career record with a 1.68 ERA in 274.1 innings pitched. The Tigers will add another lefty to the fold this season in freshman pitcher Cali Deal.

Two other players in program history logged a few innings as a left-handed pitcher, but were utility players who played more in the field rather than pitched.

Two-time All-American outfielder Kirsten Shortridge (2009-2010) made 23 appearances in the circle and was 8-5 with 64 strikeouts in 81.1 innings pitched. Leslie Barron spent one season with LSU in 2002, and mostly played at first base. She threw 2.0 innings in two appearances and never was the pitcher of record.

**21 Savage**

Pitcher Cece Cellura is 9-5 this season and has pitched the second-most innings at 98.2. She has 48 strikeouts and a 3.12 ERA this season. Cellura has allowed 17 walks this season and has a 2.82 strikeout to walk ratio, which is the least of any SEC pitcher with a minimum of 90.0 innings pitched.

Cellura had a stretch of 36.2 innings (seven appearances), where she had a 6:1 strikeout to walk ratio with 18 punchouts and three walks (March 15-April 12). She also pitched 7.0 innings in five of those seven games.

**Cellura Settles In**

Cellura's eighth complete game of the season was her first career solo shutout against Virginia Tech (May 16), and the program's 30th shutout in an NCAA Tournament game. In that 6.0 inning game, Cellura fired an effective 73 pitches, where she had three strikeouts and allowed just two hits and one walk.

Cellura logged her seventh complete game of the season in the regular season finale against Auburn (May 2), where she struck out a season-high seven batters.

At Missouri (April 3) she had two strikeouts and allowed four runs on five hits with two walks over 7.0 frames in the series clincher.

Against South Carolina, Cellura had two strikeouts and allowed only one run on eight hits. Against A&M, she fanned six batters and allowed three runs on three hits. In the opener versus Oklahoma, Cellura had three strikeouts and gave up three runs on 10 hits, but no walks in any of those games.

Cellura pitched a career-high 8.0 innings in the 10-inning classic against UL Lafayette (Feb. 21). In that game, Cellura struck out three batters and gave up five hits and one unearned run.

**The Legend of Cellura**

Cellura, the most experienced arm in the bullpen in terms of innings pitched, is a two-time Mountain West Conference Tournament Champion at San Diego State and came to LSU with a 27-14 career record in the circle with a 2.48 ERA and 139 strikeouts in 262.0 innings.

Cellura, a 2025 All-Mountain West First Team selection who led SDSU to the NCAA Tournament last season, posted a 19-9 record, a 2.28 ERA and 94 strikeouts in 153.2 innings pitched. She threw four shutouts, led the Mountain West with a 4.70 strikeout-to-walk ratio, and ranked No. 3 in NCAA Division I softball with 0.91 walks per seven innings.

**Monticelli for the Win**

Pitcher Paytn Monticelli has been on fire in the back-half of the season. She is 9-3 overall with a 2.39 ERA and 62 strikeouts in 76.0 innings.

In her last six appearances as the pitcher of record, Monticelli is 6-0 with a 0.50 ERA. She has 18 strikeouts, and has held opposing batters to a .224 average. In this stretch, Monticelli allowed only two earned runs and five walks over 28.0 innings pitched.

Monticelli tossed her first complete game shutout as an LSU Tiger, and second in her career, in the 3-0 win in the series opener against Auburn (April 30). She had a season-best nine strikeouts in the game.

**Monticelli Earns SEC Pitcher of the Week**

Paytn Monticelli stole the show in the Ole Miss series, picking up all three wins on the weekend in relief, and named the SEC Pitcher of the Week (April 21). Monticelli had a 0.00 ERA with four strikeouts, and allowed four hits and two walks in 7.0 innings. Monticelli held the Rebels to a .174 batting average.

Monticelli is LSU's first SEC Pitcher of the Week since Maribeth Gorsuch in 2020.

**Notable Monticelli Appearances**

In the Regional Final, Monticelli had a couple of strikeouts and allowed five hits one earned run and walked no batters in the 7.0 inning 7-2 win over Virginia Tech (May 17). In that game, Monticelli and company retired the final 16 batters of the game, beginning with the final out of the second inning.

Monticelli pitched a solid 5.1 innings with four strikeouts and gave up two runs on three hits in the series finale loss against Arizona (April 12).

Monticelli had a dominant midweek performance against Louisiana Tech (March 24), where the first seven outs of the game were strikeouts. In 3.0 innings, she allowed one hit and one walk in her second combined shutout of the season.

Monticelli's first combined shutout was against Memphis (Feb. 28), where she struckout a season-high nine batters and held the opposing offense to a .100 clip over 6.0 inings.

The senior earned her first win in the circle as a Tiger in a complete game against Nevada (Feb. 6). Monticelli struck out five batters and gave up eight hits, two runs and two walks. It was her 10th career win in the circle.

**Lady Whistledown in Louisiana**

Dearest gentle readers,

It would seem that Paytn Monticelli has arrived in Baton Rouge with both reputation and results firmly in tow. Born in Lakenheath, England, this globally seasoned right-hander has long carried an air of distinction about her game. A two-time Wisconsin Gatorade Player of the Year, Monticelli first announced herself at Wisconsin before polishing her craft under the brightest of spotlights at Oklahoma, where she played a hand in the Sooners' 2024 Women's College World Series championship.

Her international ties proved no mere novelty, as she claimed a bronze medal with Great Britain at the 2025 European Championships. In that tournament, she was nothing short of ruthless in the circle—posting a pristine 0.00 ERA, striking out 33 over 16.1 innings, and holding opposing batters to a paltry .073 average. One suspects this Tiger's presence will not go unnoticed... or unanswered.

**Clopton Clasp**

Tatum Clopton, who is 7-1 in the circle, has a 2.53 ERA, has held opposing batters to a .224 average and has 32 strikeouts. Clopton has combined for two shutouts this season and has one save.

Clopton registered a season-high seven strikeouts in 4.1 innings against Central Arkansas, where she allowed one run on three hits. Clopton shined in the series finale against Texas A&M (March 16) where she tallied six strikeouts and picked up the win in her first complete game of the season.

Clopton had a phenominal start to the 2026 season. Clopton's first appearance came in relief trailing 5-0 to NC State (Feb. 6) before dealing six strikeouts, and giving up one hit and no runs over 4.2 innings in what was LSU's walkoff victory. She then started in the weekend finale against Lamar (Feb. 8), where she retired 12 of the 13 batters she faced with three strikeouts, one hit, no runs and no walks in 4.0 innings.

**The Comeback**

Clopton returned to the circle in 2025 for the first time since 2022 at Oklahoma State due to injuries. Clopton finished the season with a 7-2 record and 3.14 ERA with 45 strikeouts in 58.0 innings pitched.

Clopton started in eight games, appeared in 15, and threw three complete games and one shutout. Clopton held opposing batters to a .186 average, and allowed 39 hits. Clopton threw a career-high 10 strikeouts in 7.0 innings against UT Arlington (Feb. 14, 2025).

The fifth-year senior is 15-3 all-time in the circle with a 2.79 ERA behind 83 strikeouts in 108.0 innings pitched.

**One Thousand and Fifty-Seven Days**

Clopton was sidelined for the 2023 and 2024 seasons, approximately 1,057 days, due to a shoulder injury. She was part of two WCWS teams at Oklahoma State before transferring to LSU after the 2023 season. In her return, Clopton earned a win against Charlotte (Feb. 8, 2025), where she combined for a shutout, throwing four strikeouts and gave up only one hit and one walk in her LSU debut.

As a freshman in 2022, Clopton was 1-0 in the circle with two appearances. She had eight strikeouts and joined in on one shutout. She logged five strikeouts and no earned runs on two hits in her lone career start, capturing her first win against Cal Baptist (Feb. 12, 2022).

Clopton is a two-time Kansas Gatorade Player of the Year.

**Here To Serve**

For the second consecutive season, Clopton was named to the SEC Community Service Softball Team.

Clopton is now the seventh player in program history to be named the conference's community service team multiple times.

**The Newbies**

The freshmen hurlers are Cali Deal (Quitman, La.), Lauryn Soeken (Katy, Texas) and potentially, utility player Ashlin Mowery (Lancaster, Ohio).

Deal is a three-time Louisiana Sports Writers Association First Team selection, and a finalist for the 2024 Louisiana Gatorade Player of the Year.

Soeken was selected to the 19-6A All-District First team and won the USSSA State Gold Glove Award, and Mowery is a four-time Ohio Capital Conference First Team selection and was named the 2025 Central District Division I Player of the Year.

**The Real Deal**

Deal has made seven appearances this season, where she is 1-0 with a 1.66 ERA, part of two combined shutouts, and has 10 strikeouts in 12.2 innings.

In her first career start, Cali Deal picked up a win, after striking out three and surrendered one run, two hits and one walk in 4.0 innings at Nicholls (March 10).

She made her first SEC appearance against Texas A&M (March 14), where she struck out two batters in 3.0 innings in relief.

Deal slammed the door in the run-rule victory over Memphis (Feb. 27). Deal struck out the first two batters she faced, marking her first two collegiate strikeouts.

Deal entered the circle during opening weekend in relief for the final inning against Illinois on Feb. 8. Deal surrendered two hits and one unearned run against the Fighting Illini.

**Money Mowery**

Mowery earned her first decision after striking out four and allowed one hit, one walk and no runs in 5.1 innings against Howard in her first career start (Feb. 22).

Mowery made her debut against Lamar on Feb. 8, where she retired three of the four batters she faced, capped by her first collegiate strikeout.

Overall this season, Mowery is 1-0, has a 0.60 ERA, combined for five shutouts and has seven strikeouts in 11.2 innings.

**LassitHER**

Jalia Lassiter is the seventh LSU Tiger in program history to record 60 hits and 60 runs in a single season. She is the first since fellow centerfielder Aliyah Andrews did it in 2019.

On the season, Lassiter has a .348 batting average on 63 hits, has 61 runs, and 10 stolen bases. Her 61 runs is tied for the fourth most in the program's single season record book.

Lassiter also leads the team with 24 extra-base hits, including 13 doubles, a career best nine homers, and two triples.

Lassiter has the clutch gene, recording a team-high .468 batting average and 22 hits with runners in scoring position.

Defensively, she owns the outfield with 80 putouts, two assists and has no errors for the second consecutive season entering Supers.

**Lucky No. 7**

Lassiter is the seventh player in program history to record multiple seasons with 60 hits and 50 runs. The complete list is below:

Player	Years
<b>Jalia Lassiter</b>	<b>2025, 2026</b>
Bailey Landry	2015, 2016, 2017
Bianka Bell	2015, 2016
Leslie Klein	2004, 2006
Stephanie Hastings	2000, 2001
Dee Douglas	1999, 2000
Tara Asbill	1998, 2000

**Lassiter's Lists of Blasts**

Lassiter's most recent homer was a leadoff solo shot, which sparked a four-run inning and seven unanswered runs in the 7-2 Regional Final versus Virginia Tech (May 17) - her ninth of the season.

Lassiter had a two-run shot that capped an eight-run second inning against McNeese (April 28).

Lassiter capped the 16-4 route at Missouri (April 3) with a two-run homer, a game in which she matched a career-high three runs.

The senior's fifth home run of the season against Oklahoma (March 27) was her 15th of her career.

Her fourth homer this year came against LA Tech (March 24), where she went 2-for-3 at the plate for her eighth multi-hit game of the season.

Two of Lassiter's home runs came in the SEC opening series at No. 1 Tennessee.

During opening weekend, Lassiter smacked a two-run home run to walk-off NC State (Feb. 6) after overcoming a 5-0 deficit.

**Home Run Walk-Off History**

Lassiter's walk-off home run was the program's first since Karli Petty did it on April 10, 2024 versus Southeastern Louisiana.

Lassiter's was the first walk-off in regulation since Taylor Pleasants launched one against Utah on Feb. 17, 2023.

**The Active Career Lists**

Lassiter is all over the active career lists in Division I Softball.

Entering the tournament, Lassiter ranks No. 17 with 184 career runs, No. 26 with 12 career triples, No. 35 with 233 career hits, and No. 47 with 99 walks.

**One of the Great Ones**

Lassiter is now a four-time NFCA All-Region selection after being tabbed to the 2026 NFCA Gulf All-Region First Team.

**Lassiter Named SEC Player of the Week**

Lassiter has finally got the attention of some talking heads after being named the SEC Player of the Week for the first time in her career on May 4. During the week, Lassiter led the team with nine hits over four games, where she batted .600 and had a 1.000 slugging percentage behind three doubles and a homer. She scored six runs, had seven RBI, and defensively, robbed a two-run homer against Auburn that came in at No. 7 in SportsCenter's Top 10 Plays.

**Six Seven**

Kylee Edwards enters the Super Regional with a team-high .349 batting average on 60 hits, and paces the team with a .628 slugging percentage. She has scored 43 runs and has 40 RBI.

K. Edwards has a team-high 17-game reach streak, 18 multi-hit games, and 13 multi-RBI games entering the weekend.

**Regional Flex**

In the Baton Rouge Regional, K. Edwards batted .417 behind a team-high five hits, three of which were extra-base hits. She also had team-highs of five RBI and four runs, and turned one double play.

Kylee opened the weekend with a 2-for-4 day against Akron (May 15). She tallied two runs and three RBI, including a RBI triple in the first inning to open the scoring. It was her fifth triple of the season. She followed that with another two-hit game and had a run and two RBI in the first game against Virginia Tech (May 16).

**Making History**

K. Edwards became the first LSU Tiger to hit for the cycle in game two against Missouri (April 3).

In her career-high four-hit game, K. Edwards started with a home run in the third inning, a single in the fifth, a double in the sixth and a triple in the seventh.

K. Edwards is one of two SEC players to hit for the cycle this season, but the only to do so against another SEC team. She recorded the SEC's fifth cycle all-time, and just the second in a conference game.

**All-Time Cycles by SEC Softball Players**

Player (School)	Opponent	Date
Kylee Edwards (LSU)	Missouri	April 3, 2026
Karissa Hamilton (UK)	No. Illinois	Feb. 20, 2026
Tonya Callahan (TENN)	Hofstra	Feb. 16, 2008
Holly Currie (AUB)	Arkansas	March 12, 2005
Angie Del Pozzo (UK)	Akron	March 9, 2001

## NEWS AND NOTES

### K. Edwards Goes Yard

Pitchers have been dreading seeing 67 in the batter's box, and eventually see the 6-7 trend at home plate. K. Edwards homered in four of six games from March 24-April 3, including twice in game two against Oklahoma (March 29). The streak went back further to five home runs in eight games, and six in 11 contests, ending on April 3. Over the 11-game stretch, K. Edwards had seven total homers.

K. Edwards leads the team with five game-tying or go-ahead home runs, including her last three home runs, and has 10 total this season.

### Showing Out in the SEC

In league games only, K. Edwards leads the team in batting average, hits, home runs, RBI, total bases, and more. She ranks in the top 10 of the SEC in several offensive categories:

Category	Stat	Rank
Hit-By-Pitch	6	1st
Batting Average	.408	T-2nd
Total Bases	62	T-2nd
Triples	2	T-2nd
Strikeouts (Fewest)	6	T-3rd
On-Base Pct.	.500	4th
OPS	1.316	4th
Home Runs	8	T-4th
Hits	31	T-4th
Slugging Pct.	.816	5th
RBI	23	6th

### Settled In

Since the Clearwater Invitational, which was the second weekend of the season, K. Edwards has been the top producer for the offense.

Kylee Edwards	Through Clearwater	Since Clearwater
Batting Average	.167	.387*
Hits	5	55*
Extra-Base Hits	1	22*
Slugging Pct.	.200	.718*
Home Runs	0	10*
RBI	1	39*
Total Bases	6	102*
Runs	4	38

\* = Leads team within span.

### The Glove Transfer

As good as she is at the plate, K. Edwards has made some stellar plays out in the field, perhaps thanks to Taylor's Secret Sauce.

K. Edwards has been spotted wearing LSU All-American and now assistant coach Taylor Pleasants' old glove.

K. Edwards' began to wear Pleasants' glove in the fall when the former standout shortstop offered the newcomer to practice with it due to her glove being in a terrible condition.

Although she eventually got a new glove K. Edwards stated about Pleasants' glove "I found that it had the best pocket I've ever seen in my life."

"I know she [Pleasants] did good with it so I decided to keep it and it's worked pretty good for me so far."

K. Edwards plans to use the glove for the remainder of the season.

On the season, she has 102 assists, 79 putouts and seven errors. The shortstop has also turned 12 double plays.

### Staying in the South

K. Edwards, a 2025 NFCA South All-Region selection from Mississippi State, joined LSU with two years of eligibility remaining.

K. Edwards started in 111 games of the 112 appearances she has made in her collegiate career prior to 2026.

Last season, K. Edwards started all 58 games at shortstop and batted .290 with 47 hits, 34 runs and 37 ribbies. She had 18 extra-base hits, including nine homers, and had a .945 fielding percentage with 87 assists, 69 putouts and nine errors.

In two seasons at State, K. Edwards put together a .290 batting average with 83 hits and has 14 home runs.

### AND SHE CAN HOOP!

K. Edwards' first love was actually basketball. At Shelbyville High School in Waldron, Ind., K. Edwards is the school's all-time leader in points (1,563), rebounds (570) and blocks (67, ironically). She is second all-time in steals (275) and third all-time in assists (196). She also holds the single-game record with 45 points.

### The Hit Queen

Infielder Sierra Daniel enters the weekend with a hit in 16 of the last 23 games, including seven multi-hit games over that span, highlighted by a career-high 4-for-4 performance with three runs versus Auburn (May 2).

Daniel registered her fifth career three-hit game, and fourth of the season, in the 8-0 shutout against Akron (May 15).

Overall this season, Daniel has a .341 batting average behind 59 hits. Daniel has scored 45 runs, and has 31 RBI and 34 walks. The junior opened the season with a 24-game reach base streak dating back to the 2025 season.

### Clutch and Consistent

A career .300 hitter inside and outside of SEC competition, Daniel is a versatile offensive threat that can get the job done with the short game, or occasionally this season by leaving the park. Daniel entered the season with two career home runs, but has hit four over the last two months.

Three of Daniel's four home runs have been against nationally ranked teams, and are go-ahead or game-tying homers. Her most recent was a two-run blast in the SEC Tournament against No. 17/13 Georgia to tie the game, 2-2 in the third inning.

Daniel hit a go-ahead blast at then No. 17/19 Mississippi State (April 25), and against No. 12/11 Arizona (April 10), Daniel hit the go-ahead home run in the series opener for her second homer in as many games. Versus Central Arkansas (April 7), Daniel went 2-for-4 at the dish, including her first home run of the season.

### Don't Sleep on 23

Daniel is just as clutch at second base, tallying a .984 fielding percentage with 91 assists, 92 putouts, and three errors. Daniel has turned 15 double plays this year, tying at No. 8 in the program's single-season record book.

### She's Been A Problem

Daniel is a two-time NFCA Gulf All-Region selection, who has a .342 career batting average, with 126 hits, 99 runs, and 54 RBI, and defensively has a .963 fielding percentage with 199 assists, 169 putouts and 14 errors.

### A True Overcomer

In August 2023 during a physical, it was discovered that Daniel had Wolff Parkinson White Syndrome, a heart condition that causes the heart to beat abnormally fast for periods of time.

With the help of our partners at Our Lady of the Lake, Daniel was able to have a procedure to address this issue. She missed roughly one week of practice in the fall of 2023 before being fully cleared to return with no complications.

### Franklin Is A Gamer

Head Coach Beth Torina has called utility player Alix Franklin a gamer and she was not lying.

Franklin has a 19 extra-base hits this season, six of which are triples that leads the SEC and ranks No. 18 in the country. She also has six home runs after belting two in the Auburn series, including her first career grand slam (May 2).

### A Regional Final for the Ages

Franklin started the Baton Rouge Regional with her sixth home run of the season, a solo shot against Akron (May 15), and capped the regional with a final's performance for the ages.

In the final game of the weekend, Franklin led the team at the plate with three hits and scored a team-high two runs against Virginia Tech (May 16). However, the play of the game was a home run robbery, where she held on to the ball after crashing hard into the wall. The play was ranked No. 8 in SportsCenter's Top 10 plays, giving LSU its third #SCTop10 play this season.

### Hometown Kid Numbers

Overall, Franklin, a local resident and fan favorite, has a .292 batting average with 47 hits, 33 runs and 37 RBI. She also has assisted in two double plays from the outfield, a new position for the sophomore.

Franklin totaled five hits, four runs, and eight RBI in the Auburn series, and logged a career-high five RBI in the series clinching 25-0 game (May 2).

In the Ole Miss series, Franklin, who batted .455, tallied five hits, including a double and a triple, and scored three runs.

Franklin had a career-high three-hit game at Nicholls, where she was a home run shy of hitting for the cycle.

### Heating Up at the Right Time

Tori Edwards has logged a hit in 11 of the last 14 games, and leads the Tigers with 12 home runs after hitting one dinger against Mississippi State (April 26). That homer in Starkville was T. Edwards' 100th career hit and 30th career home run.

T. Edwards hit three homers in the series against Ole Miss (April 17-19), including her third career multi-homer game, and first against an SEC opponent.

T. Edwards also leads the team with 44 RBI and 48 walks this season. She is 9-for-9 in stolen bases and is batting .287 with 43 hits.

## NEWS AND NOTES

### Some Tori Notes

Tori needs one more home run to tie Julie Wiese (2001-2004) at No. 10 all-time with 31 career home runs.

She ties for a team-best 22 hits with runners in scoring position and leads the way outright 16 two-out RBI.

Her 22 double plays ties for a program single-season record book with Raeleen Gutierrez (2024).

### 42 Dominates the Sixth Inning vs. Ole Miss

In the series against Ole Miss, Tori had a .750 batting average on six hits, including three home runs, scored three runs, had eight RBI and drew four walks. Tori had a 2.000 slugging percentage and .833 on-base percentage.

Tori did much of her damage in the sixth inning alone in the series, where she produced two home runs, including the program's second inside-the-park grand slam, five RBI and two runs.

T. Edwards hit the game-winning grand slam in game one, drove in the game-winning run with a walk in game two, and added an insurance home run in game three, which was her second home run in the game.

### Edwards and Edwards

Kylee and Tori account for 22 of the club's 57 home runs and nine of the 18 go-ahead or game-tying homers. The duo had hit six of LSU's last 12 home runs entering the Baton Rouge Regional.

Kylee and Tori had a run where they combined for nine of LSU's 15 home runs and 11 of 19. The duo also had a stretch of five consecutive home runs for the Tigers (March 29 - April 3).

### Just Keep Swinging

Although drawing four walks in game one at South Carolina - the most walks in a game since Sahvanna Jaquish in 2017 - T. Edwards was 0-for-8 in the series at South Carolina before hitting the series-clinching two-run double in the weekend finale.

### Tori Tanks

After putting up one of the greatest freshman campaigns in program history highlighted by 18 home runs, T. Edwards' second homer of the 2026 season made her the fastest player to reach 20 career home runs, taking just 68 games.

Name	Games
Tori Edwards	68
Shelbi Sunseri	69
Sahvanna Jaquish	70
Bianka Bell	102

### Multi Grand Slams in Single Season

As mentioned earlier, T. Edwards' grand slam against Ole Miss was the team's first of the season, but her fifth in her career after setting a program record with four in the 2025 season.

LSU hit seven grand slams in 2025, marking a program record, and has had four consecutive seasons with a player hitting multiple grand slams.

Tori Edwards - 4	2025
Shemiah Sanchez - 3	2019
Ali Newland - 2	2024
Ciara Briggs - 2	2023
Georgia Clark - 2	2022
Kellsie Kloss - 2	2016
Sahvanna Jaquish - 2	2015
Anissa Young - 2	2009

### The Report Card

T. Edwards was tabbed a 2025 NFCA All-American, and is a two-time NFCA Gulf All-Region selection and two-time All-SEC honoree. T. Edwards was also named the 2025 SEC Freshman of the Year, making her the program's third SEC Freshman of the Year and first since Bianka Bell in 2013.

T. Edwards set a a single-season program record with a .802 slugging percentage and tied for a program-best 18 home runs. She also ranked inside the top 10 with 73 RBI (No. 3) and an .495 on-base percentage (No. 9). Overall, T. Edwards led LSU with a .375 batting average behind 62 hits, scored 52 runs and drew 37 walks.

### Don't Let Her Get Hot

Four-year LSU Tiger and captain Maci Bergeron may not have had the season she wanted, but she was the top producer when it mattered most, sending LSU to the Super Regionals.

In the three-game Baton Rouge Regional, Bergeron led the team with a .600 batting average with six hits, and had two-game winning hits on the weekend.

In the first game against Virginia Tech (May 16), Bergeron's two-run go-ahead blast in the second inning propelled LSU to Sunday, and after Lassiters home run in the third inning of the regional final (May 17), Bergeron's two RBI single put LSU on top 3-2. LSU never looked back, sending the Tigers to the Super Regional.

Bergeron has four career home runs in the NCAA Tournament.

### Bergeron Building Momentum

Bergeron, who is on a 13-game reach streak, has picked up steam offensively, recording hits in 14 of the last 19 games she has played in, including six multi-hit games.

Bergeron matched a career-high three hits for the second time this season with a 3-for-3 day with a run and two RBI versus Virginia Tech (May 16). Her first three-hit game of this season was against Central Arkansas (3-for-4), and she had three RBI. It was her 30th career multi-hit game and fifth career three-hit game. It was also her fifth multi-RBI game of the season.

Overall, Bergeron is batting .260 on 39 hits, including three home runs and 10 doubles. The senior has 31 RBI this season.

### The Cajun Cannon

Maci Bergeron has been an asset behind the plate for the Tigers. She is the program's all-time leader with a career .995 fielding percentage and ranks No. 6 all-time with 1,029 career putouts. Bergeron has caught 26 runners stealing, in her career, including six this season, and has been a part of one double play. Bergeron has 223 putouts and 10 assists with one error in 2026.

Last season, Bergeron recorded a .994 fielding percentage with 312 putouts, 13 assists and had two errors. The backstop threw out five runners trying to steal and participated in two double plays.

### Louisiana's Finest

Bergeron is a 2025 NFCA All-American and All-SEC selection after a career season at the plate last season. She batted .364 behind 60 hits, had a .498 on-base percentage, tallied 49 RBI, 37 runs and drew 45 walks. Bergeron had 19 extra-base hits last season, including nine home runs. Bergeron's numbers in 2025 showed displayed her improvement compared to her numbers in her first two seasons.

Category	2023-24	2025
Batting Average	.239	.364
Hits	53	60
Extra-Base Hits	14	19
Home Runs	5	9
RBI	27	49
Walks	25	45
Strikeouts	46	20
On-base Percentage	.320	.498

### Super Char

Utility player Char Lorenz is batting .266 on the season with 37 hits, including six home runs, has scored 30 runs, 23 RBI and has drawn 36 walks. She is currently on a team-high six-game hitting streak.

During her six-game hitting streak, Lorenz has a .467 batting average with seven hits, five runs, three RBI and four walks.

In the Baton Rouge Regional, Lorenz batted .571 with four hits, scored three runs, had two RBI, and drew a team-high four walks.

Lorenz logged her eighth two-hit game of the season in the first game against Virginia Tech (May 16), where she went 2-for-3, scored a run and had an RBI.

In the field, she has seen time in left field and behind the plate, tallying 127 putouts, four assists and four errors.

### Lorenz First Come Up

Lorenz had a big turnaround after the first two weekends of the season. In the next 17 games after the Clearwater Invitational, Lorenz led the Tigers with a .333 batting average, three home runs, 14 runs and 15 walks.

Char Lorenz	Through Clearwater	Next 17 Games
Batting Average	.214	.333*
Runs	4	14*
Hits	6	14
Extra-Base Hits	2	6
Home Runs	1	3*
RBI	3	10
Walks	4	15*
Stolen Bases	0-1	3-3

\* = Led team within span.

### A Breakout Weekend

Lorenz turned in a big weekend prior to the start of SEC play, where she batted .400 with all four of her hits being extra-base hits, including two solo home runs at McNeese (Feb. 24). It was the second time Lorenz had two homers in a game in her career (first at LSU).

She then had two doubles and four RBI against Iowa (Feb. 28), bringing her total for the week to seven ribbies and scored a team-high five runs. She also drew seven walks.

Lorenz hit the first home run for LSU in the 2026 season, a two-run shot in the 6-2 win over Nevada (Feb. 6).

**She Has Promise**

Lorenz came out and established herself quickly in college softball after being named a 2025 All-ACC selection as a freshman at Louisville.

Lorenz produced a .368 batting average and a .677 slugging percentage with 25 extra-base that included 11 doubles, five triples and nine home runs last season. Overall, Lorenz had 57 hits, scored 32 runs and had 13 stolen bases. Last season in the outfield, Lorenz had a .967 fielding percentage with 87 putouts, two assists and three errors.

**Reunited**

K. Edwards and Lorenz grew up near each other in Indiana and played club ball for the Indiana Magic Gold.

**Won't Be Denied**

Infielder Avery Hodge, who has played the hot corner mostly this season, has 65 assists and 47 putouts with six errors, and has turned eight double plays in 44 starts.

Hodge earned the No. 8 top play on SportsCenter's Top 10 Plays with her diving catch in foul territory against NC State (Feb. 6). She has nine games this season with three or more assists, including a season-high five at No. 1 Tennessee (March 7).

Hodge played all 58 games at shortstop last season, where she shined with 110 assists and 69 putouts. She turned six double plays and recorded a career-high six assists in the NCAA Tournament victory against UConn (May 17, 2025).

**Geaux Hodge!**

Hodge has 10 hits over the last 14 games, including a pair of two-hit games versus Akron (May 15) and Auburn (May 2). She hit her first home run of the season at Nicholls (March 10), accompanying a season-high three RBI.

Hodge led the Tigers at the plate in the SEC opening series at Tennessee with a .429 batting average on three hits. She also drew one walk to pace the team with a .500 on-base percentage.

Hodge had two RBI in game two against Missouri (April 3), marking her 10th multi-RBI game as a Tiger.

**Championship Pedigree**

Hodge transferred to LSU last season after winning two National Championships at Oklahoma. In 2024 she had 21 hits, 28 runs and nine RBI and totaled six extra-base hits. In the 2024 Women's College World Series, Hodge tallied four hits, including two doubles and scored four runs to help the Sooners win the title.

**Hutchins Dons the Purple & Gold**

Infielder Ally Hutchins adds another dynamic to the LSU lineup, and must be accounted for after contributing two hits, including a double, and two RBI in the Baton Rouge Regional.

Hutchins batted .333 in the weekend series versus Arizona with two hits, including her 10th career double in the series opener (April 10). She also scored a run, had an RBI and drew two walks.

Through the first three games of the season, Hutchins had a .571 batting average and a 1.143 slugging percentage highlighted by a solo shot in the rally walk-off win over NC State (Feb. 6).

In totality, Hutchins has a .216 batting average on 19 hits, has 16 runs, 11 RBI, and has drawn 22 walks this season, including a career-high three walks at McNeese (Feb. 24).

When she plays the hot corner, Hutchins has 11 putouts with 13 assists and no errors.

**A Proven Vet**

Over the past two seasons, Hutchins has made 102 starts and played in 112 games at Kentucky. Entering 2026, she had a .267 career batting average on 78 hits, 59 runs, 45 RBI and 12 home runs. She also had a .900 career fielding percentage with 74 assists and 34 putouts entering the 2026 season.

Hutchins started in all 58 games last season, where she batted .285, recorded 45 hits, including six home runs, and scored 41 runs. She also showed great plate discipline with 46 walks, turning in a .451 on-base percentage.

**It Was Always Destiny**

Destiny Harris is making the most of her opportunities. In 17 starts and 43 games played, Harris has two two-run home runs as part of her 13 hits, has 21 runs, and 11 RBI, including a career-best three ribbies versus McNeese (April 28).

In her start at UL Lafayette (April 14), Harris hit a two RBI single, to log her third multi-RBI game this season.

At South Carolina, Harris batted .750 in the series (3-for-4), scored a team-high four runs, drew a walk and stole a base.

Harris made her first collegiate start as a designated player, where she went 2-for-2 with two runs, two RBI and a walk against Michigan State (Feb. 21). Harris' first at-bat was a two-run shot before singling later in the game for her first multi-hit game. Harris hit her second two-run homer in the run rule victory against Memphis (Feb. 27).

**Kee Kee!**

Utility player Maddox McKee is also taking advantage of whatever chances she gets to play. In game two against South Carolina (March 21), McKee went 2-for-2 at the dish, highlighted by a two-run triple. She also had two ribbies in a game versus Missouri (April 3).

Overall, McKee has a .229 batting average behind eight hits, eight runs, and nine RBI in just eight starts and 33 appearances.

McKee had a three-game hitting streak that included a 2-for-3 performance against Nicholls (Feb. 27), marking her 10th career multi-hit game.

McKee's first hit of the season was a double at McNeese on Feb. 24. Against the Cowgirls in her career, McKee has at least one single, double, triple and home run.

**Staying Versatile**

McKee is living up to her position title as she displays the flexibility to be placed anywhere on the field. After making 37 starts last season, mostly as the designated player, and had some time in the infield throughout her first two seasons, McKee has appeared in left and right field, or as the designated player in 2026.

Last season, McKee had a .284 batting average behind 29 hits, scored 21 runs and had 14 RBI. She also drew 15 walks and was 10-for-12 in stolen bases.

**Welcome to the SEC**

In her first SEC start, which was the series finale at Tennessee, freshman Rylie Johnson hit her first collegiate home run, a leadoff solo shot, sparking a four-run third inning.

Johnson's second homer of the season, another leadoff blast, was against Central Arkansas on April 7.

On the season, Johnson has eight hits, including two doubles and two homers, seven runs, and five RBI in 13 starts and 28 games played.

**Special Hits for a Special Player**

Jada Phillips has captured the hearts of fans at Tiger Park, receiving a rare curtain call after hitting her first collegiate home run versus Auburn (May 2).

It all started when she entered the Ole Miss game to catch the final out (April 18). Phillips made her first start of the season in the finale the next day, where she turned on a pitch for her first career hit. She also scored a run, her second of the season.

In the midweek game against McNeese (April 28), Phillips tagged her first RBI single before her moment in the Auburn series.

**Gradie Gets the Hit**

Freshman infielder Gradie Appling's first career hit was an RBI double against LA Tech (March 24) in the fourth inning to cap the 9-0 run-rule victory. She added another hit against McNeese (April 28), and days later, she registered her first SEC hit against Auburn (May 2). Appling has scored two runs in eight games played as a pinch hitter or pinch runner. She is currently on a four-game reach streak, including a three-game hitting streak.

**Easy to Root For**

A locker room favorite, freshman Ciella Pickett tallied three hits and had an RBI in six at-bats in her two starts against Texas A&M as a designated player.

Pickett got her first collegiate start in the shutout against Memphis (Feb. 28), where she hit a double, had two RBI and scored a run offensively, while also recording four putouts and one assists at third base.

Pickett made a start at first base versus Nicholls (March 10), where she hit her second double of the season, driving in another run.

Overall, the California native is batting .240 with six hits, has three runs and four RBI in six starts and 17 appearances.

## NEWS AND NOTES

### La-YES!!

Outfielder Jadyn Laneaux made 52 starts and played in 56 games last season in left field.

Laneaux had a .313 batting average with 45 hits, including eight doubles and a triple. She also had 33 runs, 24 RBI and 27 walks.

Laneaux registered a .989 fielding percentage as she led the outfield with 89 putouts and had one assist and one error.

### USA Softball Top 50 Watch List

Catcher Maci Bergeron, utility player Tori Edwards and utility pitcher Jayden Heavener have been placed on USA Softball's Top 50 Watch List for the 2026 USA Softball Collegiate Player of the Year award. The SEC led all conferences with 24 athletes on the watch list.

LSU has had multiple members on the Top 50 Watch List in each of the past four seasons, with three selections tied for the most entering a season (2016 and 2024). The Tigers have been represented on the watch list with at least one player in 14 consecutive seasons.

### Built From Within

The LSU 2026 softball roster features a blend of proven experience and new talent. Although the Tigers return 12 players, including seven starters, they also welcome 11 newcomers, the most newcomers in program history. With a smaller roster size of 23 athletes, it has bred a ton of internal competition. Early in the season, multiple players have rotated in the outfield and at third base, specifically.

### Portal Pickups

Of the 11 newcomers, five are transfers, making up Coach Torina's largest portal haul.

LSU picked up a pair of transfer pitchers in Cece Cellura (San Diego State) and Paytn Monticelli (Wisconsin/Oklahoma), two infielders in Kylee Edwards (Mississippi State) and Ally Hutchins (Kentucky), and utility player Char Lorenz (Louisville).

### True Freshmen

For the second consecutive season, LSU welcomes six true freshmen to the family, including utility player Gracie Appling (Juliette, Ga.), pitcher Cali Deal (Quitman, La.), outfielder Rylie Johnson (Spotsylvania, Va.), utility player Ashlin Mowery (Lancaster, Ohio), utility player Ci'ella Pickett (Mentone, Calif.), and pitcher Lauryn Soeken (Katy, Texas).

### Softball Signed Seven to the 2027 Roster

Head coach Beth Torina announced in the fall the signing of seven players to the 2027 roster.

The 2026 signing class ranks No. 3 in the nation according to D1Softball and Rivals/Softball America. Rivals/Softball America has the class comprised of two five-stars, four four-stars, and one three-star athlete.

The Tigers signed catcher Samantha Alekman (El Dorado Hills, Calif.), infielder Giselle De Casas (Hayward, Calif.), pitcher Addie Rackley (Buford, Ga.), outfielder Adelynn Siegel (Shiner, Texas), pitcher Ayla Tuua (Murieta, Calif.), catcher Karmen Vazquez (Hanford, Calif.), and outfielder Sydnee Williams (Phoenix, Ariz).

### Tigers in the AUSL

After a successful inaugural season, the Athletes Unlimited Softball League (AUSL) has expanded to six teams and has selected host cities for each team: Chicago Bandits (Rosemont, Ill.), Carolina Blaze (Durham, N.C.), Portland Cascade (Hillsboro, Ore.), Oklahoma City Spark (Oklahoma City, Okla.), Utah Talons (Salt Lake City, Utah), and Texas Volts (Austin, Texas).

LSU will have six former athletes in the AUSL this season. Pitcher Carley Hoover and utility player Ali Newland will be on the Portland Cascade, outfielder Aliyah Andrew joins utility player Sahvanna Jaquish on the Utah Talons, who are the defending 2025 AUSL Champions - a team that was coached by former LSU Assistant Coach Howard Dobson (2012-2024) - and outfielder Ciara Briggs and utility player Danieca Coffey remain with the Texas Volts.

### D1Softball All-Quarter Century Team

With 25 college softball seasons this century in the books, head coaches Beth Torina and Yvette Girouard, and four-time All-American Sahvanna Jaquish were named to D1Softball's All-Quarter Century Team.

Coach Torina has brought four LSU teams to the Women's College World Series (2012, 2015-2017), and Coach Girouard has brought five teams across two programs (LSU and ULL) to the WCWS. Girouard, who has an all-time record of 1,285-421-1 over 31 seasons, is one of three coaches to take multiple programs to the WCWS.

Jaquish played from 2014-2017 and is the program's all-time leader with 268 RBI, and ranks No. 2 all-time with 56 home runs, a .632 slugging percentage and 472 total bases.

## LAST TIME A TIGER....

<b>Scored three runs in a game:</b>	Sierra Daniel, Tori Edwards, Jalia Lassiter, Auburn, 05/02/26
<b>Scored four runs in a game:</b>	Kylee Edwards, Auburn, 05/02/26
<b>Hit for the cycle:</b>	Kylee Edwards, at Missouri, 04/03/26
<b>Had four hits in a game:</b>	Sierra Daniel, Jalia Lassiter, Auburn, 05/02/26
<b>Had five hits in a game:</b>	Sahvanna Jaquish, at South Carolina, 04/19/14
<b>Had five RBIs in a game:</b>	Alix Franklin, Auburn, 05/02/26
<b>Had six RBIs in a game:</b>	Tori Edwards, ULM, 03/05/25
<b>Had seven RBIs in a game:</b>	Amanda Doyle, North Dakota, 02/17/21
<b>Had nine RBIs in a game:</b>	Bianka Bell, at Louisiana Tech, 03/15/16
<b>Had two doubles in a game:</b>	Alix Franklin, No. 11/14 Virginia Tech, 05/17/26
<b>Had three doubles in a game:</b>	Taylor Pleasants, at Texas A&M, 04/09/22
<b>Had two triples in a game:</b>	Alix Franklin, NC State, 02/05/26
<b>Had two home runs in a game:</b>	Tori Edwards, Ole Miss, 04/19/26
<b>Had three home runs in a game:</b>	Bianka Bell, Kellsy Kloss, at Louisiana Tech, 03/15/16
<b>Hit a grand slam:</b>	Alix Franklin, Auburn, 05/02/26
<b>Lead off game with home run:</b>	Ali Newland, ULM, 04/02/24
<b>Lead off inning with home run:</b>	Jalia Lassiter, No. 11/14 Virginia Tech, 05/17/26
<b>Hit an inside-the-park home run:</b>	Tori Edwards, Ole Miss, 04/17/26
<b>Hit a walk-off home run to win regulation game:</b>	Jalia Lassiter, NC State, 02/06/26
<b>Hit a walk-off home run to win an extra inning game:</b>	Karli Petty, Southeastern Louisiana, 04/10/24
<b>Had eight total bases in a game:</b>	Kylee Edwards, No. 5/3 Oklahoma, 03/29/26
<b>Had nine total bases in a game:</b>	Tori Edwards, Ole Miss, 04/19/26
<b>Had 10 total bases in a game:</b>	Kylee Edwards, at Missouri, 04/03/26
<b>Had 13 total bases in a game:</b>	Bianka Bell, at Louisiana Tech, 03/15/16
<b>Had 14 total bases in a game:</b>	Kellsy Kloss, at Louisiana Tech, 03/15/16
<b>Drew three walks in a game:</b>	Jalia Lassiter & Char Lorenz, Ole Miss, 04/17/26
<b>Drew four walks in a game:</b>	Tori Edwards, at No. 21/24 South Carolina, 03/20/26
<b>Drew five walks in a game:</b>	Taylor Pleasants, Sam Houston St., 02/22/20
<b>Drew two intentional walks in a game:</b>	Amanda Doyle, Auburn, 03/11/18
<b>Drew three intentional walks in a game:</b>	Shelbi Suneri, USC Upstate, 03/01/19
<b>Hit by pitch twice in a game:</b>	Kylee Edwards, Auburn, 05/02/26
<b>Hit by pitch three times in a game:</b>	Taylor Pleasants, vs. UL Lafayette, 05/22/21
<b>Had two sacrifice hits in a game:</b>	Madyson Manning, No. 13/15 Arkansas, 04/26/24
<b>Had three sacrifice hits in a game:</b>	Tara Asbill, at Alabama [Gm 1], 05/05/00
<b>Had two sacrifice flies in a game:</b>	Morgan Cummins, Sam Hosuton St., 02/22/20
<b>Had two stolen bases in a game:</b>	Maddox McKee, Michigan St., 02/20/26
<b>Had three stolen bases in a game:</b>	Ciara Briggs, Illinois State, 03/08/20
<b>Had four stolen bases in a game:</b>	Aliyah Andrews, Oregon State, 02/17/18
<b>Seven-inning complete-game shutout:</b>	Paytn Monticelli, Auburn, 04/30/26
<b>Extra-inning complete-game shutout:</b>	Shelbi Suneri, Ole Miss [8 IP], 04/01/21
<b>Tossed a seven-inning perfect game:</b>	Maribeth Gorsuch, Belmont [7 IP], 02/22/20
<b>Tossed a perfect game:</b>	Jayden Heavener, Charlotte [6 IP], 02/07/25
<b>Tossed a no-hitter:</b>	Jayden Heavener, at UL Lafayette, 04/14/26
<b>Tossed a combined no-hitter:</b>	Kilponen, Edwards, Abrams, Florida A&M, 02/09/20
<b>Seven-inning no-hitter:</b>	Kelley Lynch, Auburn, 04/13/24
<b>Seven-inning complete-game one-hitter:</b>	Jayden Heavener, vs. No. 17/18 Mississippi St., 04/07/25
<b>Recorded 13 strikeouts in a game:</b>	Jayden Heavener, Charlotte [6 IP], 02/07/25
<b>Recorded 14 strikeouts in a game:</b>	Ali Kilponen, Central Arkansas, 02/23/21
<b>Recorded 15 strikeouts in a game:</b>	Ali Kilponen, Campbell, 03/07/20
<b>Recorded 16 strikeouts in a game:</b>	Maribeth Gorsuch, Belmont, 02/22/20
<b>Recorded 17 strikeouts in a game:</b>	Brittany Mack, at No. 10 Missouri [Gm 1], 05/27/11
<b>Recorded 18 strikeouts in a game:</b>	Rachele Fico, vs. Syracuse, 05/20/11
<b>Recorded 19 strikeouts in a game:</b>	Britni Sneed, vs. Oklahoma, 05/26/01
<b>Recorded 22 strikeouts in a game:</b>	Rachele Fico, at Mississippi State, 03/08/13
<b>Pitched 10+ innings:</b>	Sydney Berzon, Boise State, 02/22/24
<b>Pitched 11+ innings:</b>	Ashley Czechner, vs. Harvard, 02/28/14
<b>Pitched 13+ innings:</b>	Sydney Berzon, vs. #20 Alabama [14 IP], 05/08/24
<b>Pitched 19+ innings:</b>	Allie Walljasper, Ole Miss, 04/06/18
<b>Had 18 putouts:</b>	Morgan Russell, vs. Syracuse, 05/20/11
<b>Had 19 putouts:</b>	Jennifer Schuelke, vs. Oklahoma, 05/26/01
<b>Had 24 putouts:</b>	Raeleen Gutierrez, vs. #20 Alabama, 05/08/24
<b>Had 26 putouts:</b>	Amanda Doyle, Ole Miss, 04/11/18
<b>Had six assists:</b>	Sierra Daniel, UL Lafayette, 02/21/26
<b>Had seven assists:</b>	Taylor Pleasants, No. 19/25 UL Lafayette, 04/16/24
<b>Had eight assists:</b>	Taylor Tidwell, vs. UL Lafayette, 05/23/21
<b>Had nine assists:</b>	Taylor Pleasants, vs. #20 Alabama, 05/08/24
<b>Had 10 assists:</b>	Becca Schulte, Ole Miss, 04/06/18

## Inning-by-Inning

SCORE BY INNINGS	1	2	3	4	5	6	7	8	9	10 +	TOTALS
LSU	59	55	71	56	23	57	25	0	0	1	347
Opponents	31	16	26	26	27	24	13	1	0	1	165

## HONORS & AWARDS

### Maci Bergeron

- USA Softball Top 50 Watch List
- Preseason All-SEC Selection

### Sierra Daniel

- NFCA Gulf All-Region Third Team

### Kylee Edwards

- NFCA Gulf All-Region Third Team
- All-SEC First Team

### Tori Edwards

- NFCA Gulf All-Region Second Team
- All-SEC Second Team
- USA Softball Top 50 Watch List
- Preseason All-SEC Selection
- D1Softball Preseason All-American
- Softball America Preseason All-American

### Alix Franklin

- All-SEC Second Team

### Jayden Heavener

- NFCA Gulf All-Region First Team
- USA Softball Top 50 Watch List

### Jalia Lassiter

- NFCA Gulf All-Region First Team
- All-SEC Second Team
- SEC Player of the Week (May 4)

### Paytn Monticelli

- SEC Pitcher of the Week (April 21)

### Beth Torina

- D1Softball All-Quarter Century Team

## Multi Hit Games, Multi RBI Games, Streaks

### Multiple-Hit Games

(Career # in parentheses)

	2	3	4	5+	Total
K. Edwards*	13 (13)	4 (4)	1 (1)	-	18 (16)
Daniel	10 (25)	4 (5)	2 (2)	-	16 (32)
Lassiter*	11 (24)	4 (6)	1 (2)	-	16 (32)
Franklin	7 (7)	2 (2)	-	-	9 (9)
T. Edwards	6 (18)	2 (8)	-	-	8 (26)
Bergeron	6 (28)	2 (6)	-	-	8 (34)
Lorenz*	8 (8)	-	-	-	8 (8)
Harris	3 (3)	-	-	-	3 (3)
Hutchins*	3 (3)	-	-	-	3 (3)
McKee	2 (8)	- (3)	-	-	2 (11)
Hodge*	2 (14)	- (1)	-	-	2 (15)
Pickett	1 (1)	-	-	-	1 (1)
Phillips	1 (1)	-	-	-	1 (1)
Laneaux	- (9)	- (2)	-	-	- (11)

### Multiple-RBI Games

(Career # in parentheses)

	2	3	4	5+	Total
K. Edwards*	9 (9)	2 (2)	2 (2)	-	13 (13)
T. Edwards	7 (16)	2 (3)	2 (7)	- (3)	11 (29)
Lassiter*	8 (15)	3 (6)	- (1)	-	11 (22)
Bergeron	6 (13)	3 (10)	- (1)	- (1)	9 (25)
Daniel	6 (10)	3 (4)	-	-	9 (14)
Franklin	5 (5)	-	1 (1)	1 (1)	7 (7)
Lorenz*	4 (4)	-	1 (1)	-	5 (5)
Harris	3 (3)	1 (1)	-	-	4 (4)
Hodge*	1 (7)	1 (2)	-	- (1)	2 (10)
McKee	1 (5)	1 (1)	-	-	2 (6)
Hutchins*	-	1 (1)	-	-	1 (1)
Johnson	1 (1)	-	-	-	1 (1)
Pickett	1 (1)	-	-	-	1 (1)
Phillips	1 (1)	-	-	-	1 (1)
Laneaux	- (5)	- (1)	-	-	- (6)

\* = During LSU Career Only

### Longest Hitting Streak

	Current	2026	Career
Lorenz*	6	6	6 (2026)
K. Edwards*	3	6	6 (2026)
Bergeron	3	3	8 (2025)
Appling	3	3	3 (2026)
Lassiter*	2	12	12 (2026)
Daniel	1	8	10 (2025)
T. Edwards	1	7	7 (2025, 2026)
Franklin	1	7	7 (2026)
Harris	1	4	4 (2026)
Hutchins*	1	3	3 (2026)
McKee	1	3	5 (2025)
Laneaux	1	-	6 (2025)
Hodge*	-	4	9 (2025)
Pickett	-	4	4 (2026)
Phillips	-	3	3 (2026)
Johnson	-	2	2 (2026)

### Longest Reached Based Streak

	Current	2026	Career
K. Edwards*	17	17	17 (2026)
Bergeron	13	13	17 (2024-25, 2025)
Daniel	10	10	24 (2025-26)
Lorenz	8	18	18 (2026)
T. Edwards	6	12	17 (2025)
Hutchins*	5	8	8 (2026)
Appling	4	4	4 (2026)
Lassiter*	3	22	22 (2026)
Hodge*	3	7	13 (2025)
Franklin	1	22	22 (2026)
Harris	1	6	6 (2026)
McKee	1	3	7 (2025)
Laneaux	1	-	11 (2025)
Pickett	-	4	4 (2026)
Johnson	-	3	3 (2026)
Phillips	-	3	3 (2026)

\* = During LSU Career Only

## 2026 RESULTS

DATE	OPPONENT	RESULT	INN	LSU R-H-E	OPP. R-H-E	RECORD [SEC]	PITCHER OF RECORD	ATT	TIME
Feb. 5, 2026	<b>NC State!</b>	<b>W, 11-3</b>	<b>5</b>	<b>11-10-1</b>	<b>3-2-3</b>	<b>1-0 [0-0]</b>	<b>Heavener [1-0]</b>	<b>601</b>	<b>1:57</b>
Feb. 6, 2026	<b>Nevada!</b>	<b>W, 6-2</b>	<b>7</b>	<b>6-6-0</b>	<b>2-8-0</b>	<b>2-0 [0-0]</b>	<b>Monticelli [1-0]</b>	<b>760</b>	<b>2:26</b>
Feb. 6, 2026	<b>NC State!</b>	<b>W, 7-5</b>	<b>7</b>	<b>7-9-0</b>	<b>5-8-0</b>	<b>3-0 [0-0]</b>	<b>Clopton [1-0]</b>	<b>760</b>	<b>2:19</b>
Feb. 7, 2026	<b>Nevada!</b>	<b>W, 8-0</b>	<b>6</b>	<b>8-3-0</b>	<b>0-7-1</b>	<b>4-0 [0-0]</b>	<b>Heavener [2-0]</b>	<b>1033</b>	<b>2:12</b>
Feb. 8, 2026	<b>Illinois!</b>	<b>W, 9-1</b>	<b>5</b>	<b>9-5-1</b>	<b>1-7-2</b>	<b>5-0 [0-0]</b>	<b>Cellura [1-0]</b>	<b>1010</b>	<b>1:34</b>
Feb. 8, 2026	<b>Lamar!</b>	<b>W, 8-0</b>	<b>5</b>	<b>8-9-0</b>	<b>0-1-0</b>	<b>6-0 [0-0]</b>	<b>Clopton [2-0]</b>	<b>1010</b>	<b>1:33</b>
Feb. 12, 2026	vs. No. 11/8 Nebraska\$	L, 6-0	7	0-6-3	6-8-0	6-1 [0-0]	Heavener [2-1]	2141	2:08
Feb. 12, 2026	vs. RV/No. 23 Oklahoma St.\$	W, 9-4	7	9-8-1	4-7-2	7-1 [0-0]	Cellura [2-0]	2141	2:17
Feb. 13, 2026	vs. No. 22/19 Duke\$	L, 5-3	7	3-6-2	5-10-0	7-2 [0-0]	Heavener [2-2]	5218	2:33
Feb. 14, 2026	vs. UCF\$	L, 5-1	7	1-8-0	5-13-0	7-3 [0-0]	Clopton [2-1]	5122	2:22
Feb. 15, 2026	vs. No. 6/7 UCLA\$	L, 8-0	6	0-3-1	8-11-0	7-4 [0-0]	Monticelli [1-1]	4908	2:02
Feb. 17, 2026	<b>South Alabama</b>	<b>W, 10-2</b>	<b>5</b>	<b>10-7-0</b>	<b>2-5-3</b>	<b>8-4 [0-0]</b>	<b>Clopton [3-1]</b>	<b>821</b>	<b>1:47</b>
Feb. 20, 2026	<b>Michigan St.%</b>	<b>W, 9-0</b>	<b>5</b>	<b>9-7-0</b>	<b>0-3-3</b>	<b>9-4 [0-0]</b>	<b>Heavener [3-2]</b>	<b>770</b>	<b>1:46</b>
Feb. 21, 2026	<b>UL Lafayette%</b>	<b>W, 2-1</b>	<b>10</b>	<b>2-10-1</b>	<b>1-5-1</b>	<b>10-4 [0-0]</b>	<b>Heavener [4-2]</b>	<b>1780</b>	<b>3:00</b>
Feb. 21, 2026	<b>Michigan St.%</b>	<b>W, 5-4</b>	<b>7</b>	<b>5-6-0</b>	<b>4-7-1</b>	<b>11-4 [0-0]</b>	<b>Clopton [4-1]</b>	<b>1780</b>	<b>2:08</b>
Feb. 22, 2026	<b>Howard%</b>	<b>W, 1-0</b>	<b>7</b>	<b>1-5-1</b>	<b>0-1-1</b>	<b>12-4 [0-0]</b>	<b>Mowery [1-0]</b>	<b>817</b>	<b>1:32</b>
Feb. 24, 2026	at <b>McNeese</b>	W, 9-3	7	9-10-0	3-6-1	13-4 [0-0]	Heavener [5-2]	1493	2:50
Feb. 27, 2026	<b>Nicholls^</b>	<b>W, 3-1</b>	<b>7</b>	<b>3-5-0</b>	<b>1-1-1</b>	<b>14-4 [0-0]</b>	<b>Clopton [5-1]</b>	<b>1048</b>	<b>2:01</b>
Feb. 27, 2026	<b>Memphis^</b>	<b>W, 11-2</b>	<b>5</b>	<b>11-6-0</b>	<b>2-4-2</b>	<b>15-4 [0-0]</b>	<b>Cellura [3-0]</b>	<b>1048</b>	<b>1:48</b>
Feb. 28, 2026	<b>Iowa^</b>	<b>W, 5-3</b>	<b>7</b>	<b>5-6-1</b>	<b>3-4-0</b>	<b>16-4 [0-0]</b>	<b>Heavener [6-2]</b>	<b>1330</b>	<b>1:42</b>
Feb. 28, 2026	<b>Memphis^</b>	<b>W, 7-0</b>	<b>7</b>	<b>7-4-0</b>	<b>0-2-1</b>	<b>17-4 [0-0]</b>	<b>Monticelli [2-1]</b>	<b>1330</b>	<b>2:15</b>
March 6, 2026	at No. 1 Tennessee	L, 5-0	7	0-4-1	5-9-0	17-5 [0-1]	Heavener [6-3]	2163	1:46
March 7, 2026	at No. 1 Tennessee	L, 11-6	7	6-5-0	11-14-0	17-6 [0-2]	Cellura [3-1]	2203	2:21
March 8, 2026	at No. 1 Tennessee	L, 8-5	7	5-5-1	8-8-2	17-7 [0-3]	Heavener [6-4]	2110	2:36
March 10, 2026	at Nicholls	W, 12-2	7	12-14-1	2-3-0	18-7 [0-3]	Deal [1-0]	616	2:20
March 14, 2026	<b>No. 16 Texas A&amp;M</b>	<b>L, 7-2</b>	<b>7</b>	<b>2-4-2</b>	<b>7-5-0</b>	<b>18-8 [0-4]</b>	<b>Heavener [6-5]</b>	<b>2186</b>	<b>2:16</b>
March 15, 2026	<b>No. 16 Texas A&amp;M</b>	<b>L, 3-2</b>	<b>7</b>	<b>2-3-2</b>	<b>3-6-1</b>	<b>18-9 [0-5]</b>	<b>Cellura [3-2]</b>	<b>1641</b>	<b>2:11</b>
March 16, 2026	<b>No. 16 Texas A&amp;M</b>	<b>W, 7-2</b>	<b>7</b>	<b>7-8-2</b>	<b>2-5-2</b>	<b>19-9 [1-5]</b>	<b>Clopton [6-1]</b>	<b>1506</b>	<b>2:40</b>
March 20, 2026	at No. 21/24 South Carolina	L, 6-5	12	5-11-0	6-15-1	19-10 [1-6]	Heavener [6-6]	944	4:05
March 21, 2026	at No. 21/24 South Carolina	W, 5-1	7	5-9-0	1-8-1	20-10 [2-6]	Cellura [4-2]	1333	2:15
March 22, 2026	at No. 21/24 South Carolina	W, 2-1	7	2-2-0	1-2-1	21-10 [3-6]	Heavener [7-6]	1198	1:55
March 24, 2026	<b>Louisiana Tech</b>	<b>W, 9-0</b>	<b>5</b>	<b>9-8-0</b>	<b>0-2-1</b>	<b>22-10 [3-6]</b>	<b>Monticelli [3-1]</b>	<b>693</b>	<b>1:22</b>
March 27, 2026	<b>No. 5/3 Oklahoma</b>	<b>L, 3-2</b>	<b>8</b>	<b>2-6-0</b>	<b>3-10-0</b>	<b>22-11 [3-7]</b>	<b>Cellura [4-3]</b>	<b>2065</b>	<b>2:54</b>
March 28, 2026	<b>No. 5/3 Oklahoma</b>	<b>W, 3-1</b>	<b>7</b>	<b>3-5-1</b>	<b>1-2-0</b>	<b>23-11 [4-7]</b>	<b>Heavener [8-6]</b>	<b>2280</b>	<b>1:51</b>
March 29, 2026	<b>No. 5/3 Oklahoma</b>	<b>L, 8-4</b>	<b>7</b>	<b>4-7-0</b>	<b>8-10-0</b>	<b>23-12 [4-8]</b>	<b>Cellura [4-4]</b>	<b>1928</b>	<b>2:38</b>
April 2, 2026	at Missouri	W, 9-1	6	9-9-1	1-5-1	24-12 [5-8]	Heavener [9-6]	1935	2:16
April 3, 2026	at Missouri	W, 16-4	7	16-15-0	4-5-1	25-12 [6-8]	Cellura [5-4]	2128	2:36
April 4, 2026	at Missouri	L, 1-0	7	0-4-0	1-4-0	25-13 [6-9]	Monticelli [3-2]	2135	1:51
April 7, 2026	<b>Central Arkansas</b>	<b>W, 9-1</b>	<b>6</b>	<b>9-11-0</b>	<b>1-3-1</b>	<b>26-13 [6-9]</b>	<b>Clopton [7-1]</b>	<b>720</b>	<b>2:13</b>
April 10, 2026	<b>No. 12/11 Arizona</b>	<b>W, 4-1</b>	<b>7</b>	<b>4-5-2</b>	<b>1-5-0</b>	<b>27-13 [6-9]</b>	<b>Heavener [10-6]</b>	<b>1262</b>	<b>1:59</b>
April 11, 2026	<b>No. 12/11 Arizona</b>	<b>W, 3-1</b>	<b>7</b>	<b>3-3-1</b>	<b>1-7-0</b>	<b>28-13 [6-9]</b>	<b>Cellura [6-4]</b>	<b>1374</b>	<b>1:48</b>
April 12, 2026	<b>No. 12/11 Arizona</b>	<b>L, 4-2</b>	<b>7</b>	<b>2-8-0</b>	<b>4-4-1</b>	<b>28-14 [6-9]</b>	<b>Monticelli [3-3]</b>	<b>1053</b>	<b>2:09</b>
April 14, 2026	at UL Lafayette	W, 8-0	5	8-6-0	0-0-1	29-14 [6-9]	Heavener [11-6]	2607	1:36
April 17, 2026	<b>Ole Miss</b>	<b>W, 6-4</b>	<b>7</b>	<b>6-8-1</b>	<b>4-7-0</b>	<b>30-14 [7-9]</b>	<b>Monticelli [4-3]</b>	<b>2208</b>	<b>2:28</b>
April 18, 2026	<b>Ole Miss</b>	<b>W, 7-6</b>	<b>7</b>	<b>7-10-0</b>	<b>6-5-1</b>	<b>31-14 [8-9]</b>	<b>Monticelli [5-3]</b>	<b>1920</b>	<b>2:42</b>
April 19, 2026	<b>Ole Miss</b>	<b>W, 8-5</b>	<b>7</b>	<b>8-11-1</b>	<b>5-8-3</b>	<b>32-14 [9-9]</b>	<b>Monticelli [6-3]</b>	<b>1788</b>	<b>2:23</b>
April 24, 2026	at No. 17/19 Mississippi St.	L, 5-3	7	3-5-2	5-6-0	32-15 [9-10]	Heavener [11-7]	839	2:23
April 25, 2026	at No. 17/19 Mississippi St.	L, 5-2	7	2-7-1	5-8-0	32-16 [9-11]	Cellura [6-5]	2606	1:52
April 26, 2026	at No. 17/19 Mississippi St.	W, 5-3	7	5-7-0	3-6-0	33-16 [10-11]	Monticelli [7-3]	780	2:03
April 28, 2026	<b>McNeese</b>	<b>W, 16-0</b>	<b>5</b>	<b>16-14-1</b>	<b>0-1-0</b>	<b>34-16 [10-11]</b>	<b>Cellura [7-5]</b>	<b>794</b>	<b>1:58</b>
April 30, 2026	<b>Auburn</b>	<b>W, 3-0</b>	<b>7</b>	<b>3-6-1</b>	<b>0-4-3</b>	<b>35-16 [11-11]</b>	<b>Monticelli [8-3]</b>	<b>1478</b>	<b>2:02</b>
May 2, 2026	<b>Auburn</b>	<b>W, 25-0</b>	<b>5</b>	<b>25-24-0</b>	<b>0-3-4</b>	<b>36-16 [12-11]</b>	<b>Heavener [12-7]</b>	<b>1553</b>	<b>2:10</b>
May 2, 2026	<b>Auburn</b>	<b>W, 7-2</b>	<b>7</b>	<b>7-12-0</b>	<b>2-5-2</b>	<b>37-16 [13-11]</b>	<b>Cellura [8-5]</b>	<b>1882</b>	<b>2:00</b>
May 6, 2026	vs. No. 17/13 Georgia*	L, 7-3	7	3-3-0	7-12-3	37-17 [13-11]	Heavener [12-8]	1942	2:17
May 15, 2026	<b>Akron~</b>	<b>W, 8-0</b>	<b>6</b>	<b>8-12-1</b>	<b>0-3-1</b>	<b>38-17 [13-11]</b>	<b>Heavener [13-8]</b>	<b>1297</b>	<b>1:54</b>
May 16, 2026	<b>No. 11/14 Virginia Tech~</b>	<b>W, 8-0</b>	<b>6</b>	<b>8-8-1</b>	<b>0-2-1</b>	<b>39-17 [13-11]</b>	<b>Cellura [9-5]</b>	<b>1246</b>	<b>2:05</b>
May 17, 2026	<b>No. 11/14 Virginia Tech~</b>	<b>W, 7-2</b>	<b>7</b>	<b>7-12-0</b>	<b>2-5-2</b>	<b>40-17 [13-11]</b>	<b>Monticelli [9-3]</b>	<b>1297</b>	<b>2:31</b>

Rankings reflect NFCA and USA Softball Top 25 on day of competition; Home games are bolded and played at Tiger Park; ! - Tiger Classic; \$ - Shrinters Children's Clearwater Invitational; % - Purple & Gold Challenge; ^ - LSU Invitational; [SEC] - SEC Contest; \* - SEC Tournament; ~ - NCAA Tournament;

## 2026 HR TRACKER

NO.	PLAYER	OPPONENT (DATE)	PITCHER	ON-BASE	INNING	OUTS	COUNT	SCORE	FINAL
1	Char Lorenz [1]	Nevada (Feb. 6)	Berlingeri	1	6	0	3-2	3-2	W, 6-2
2	Ally Hutchins [1]	NC State (Feb. 6)	Gore	0	5	1	3-2	1-5	W, 7-5
<b>3</b>	<b>Jalia Lassiter [1]</b>	<b>NC State (Feb. 6)</b>	<b>Talley</b>	<b>1</b>	<b>7</b>	<b>2</b>	<b>3-1</b>	<b>5-5</b>	<b>W, 7-5</b>
4	Tori Edwards [1]	Illinois (Feb. 8)	Crawford	2	2	2	0-0	2-0	W, 9-1
5	Tori Edwards [2]	Lamar (Feb. 8)	Cuevas	2	3	0	2-1	1-0	W, 8-0
<b>6</b>	<b>Tori Edwards [3]&amp;</b>	<b>vs. RV/#23 Oklahoma St. (Feb. 12)</b>	<b>Meylan</b>	<b>0</b>	<b>2</b>	<b>0</b>	<b>3-2</b>	<b>0-0</b>	<b>W, 9-4</b>
7	Alix Franklin [1]&	vs. No. 22/19 Duke (Feb. 13)	Curd	0	4	0	0-0	1-5	L, 5-3
<b>8</b>	<b>Destiny Harris [1]</b>	<b>Michigan State (Feb. 21)</b>	<b>Cassady</b>	<b>1</b>	<b>2</b>	<b>1</b>	<b>2-0</b>	<b>0-1</b>	<b>W, 5-4</b>
9	Tori Edwards [4]&	Michigan State (Feb. 21)	Cassady	0	3	0	0-0	2-1	W, 5-4
10	Char Lorenz [2]	at McNeese (Feb. 24)	Taylor	0	3	1	0-1	4-0	W, 9-3
11	Char Lorenz [3]	at McNeese (Feb. 24)	Chapman	0	4	2	2-1	7-0	W, 9-3
<b>12</b>	<b>Kylee Edwards [1]</b>	<b>Memphis (Feb. 27)</b>	<b>Stutts</b>	<b>0</b>	<b>2</b>	<b>1</b>	<b>2-0</b>	<b>0-1</b>	<b>W, 11-2</b>
13	Destiny Harris [2]	Memphis (Feb. 27)	Chavez	1	4	1	1-0	9-2	W, 11-2
14	Maci Bergeron [1]	Memphis (Feb. 28)	Caton	1	6	2	0-0	5-0	W, 7-0
15	Maci Bergeron [2]	at No. 1 Tennessee (March 7)	Nuwer	2	1	0	3-2	1-0	L, 11-6
16	Jalia Lassiter [2]	at No. 1 Tennessee (March 7)	Rutan	0	5	1	2-0	4-7	L, 11-6
17	Char Lorenz [4]	at No. 1 Tennessee (March 7)	Rutan	0	5	2	0-0	5-7	L, 11-6
<b>18</b>	<b>Rylie Johnson [1]&amp;</b>	<b>at No. 1 Tennessee (March 8)</b>	<b>Hardenburger</b>	<b>0</b>	<b>3</b>	<b>0</b>	<b>1-0</b>	<b>0-0</b>	<b>L, 8-5</b>
19	Jalia Lassiter [3]	at No. 1 Tennessee (March 8)	Mardjetko	1	3	0	0-2	1-0	L, 8-5
20	Avery Hodge [1]	at Nicholls (March 10)	Paden	2	4	1	2-2	3-1	W, 12-2
21	Tori Edwards [5]	No. 16 Texas A&M (March 15)	Peters	0	6	1	2-0	0-3	L, 3-2
22	Alix Franklin [2]	No. 16 Texas A&M (March 16)	Lessentine	0	2	2	3-2	0-0	W, 7-2
<b>23</b>	<b>Kylee Edwards [2]</b>	<b>at No. 21/24 South Carolina (March 20)</b>	<b>Heard</b>	<b>1</b>	<b>5</b>	<b>0</b>	<b>1-2</b>	<b>3-3</b>	<b>L, 6-5</b>
24	Jalia Lassiter [4]&	Louisiana Tech (March 24)	Fidge	0	2	0	2-0	4-0	W, 9-0
25	Tori Edwards [6]	Louisiana Tech (March 24)	Fidge	0	2	1	2-0	5-0	W, 9-0
26	Kylee Edwards [3]	Louisiana Tech (March 24)	Campos	1	2	1	0-0	6-0	W, 9-0
<b>27</b>	<b>Jalia Lassiter [5]</b>	<b>No. 5/3 Oklahoma (March 27)</b>	<b>Lowry</b>	<b>0</b>	<b>3</b>	<b>1</b>	<b>1-0</b>	<b>0-0</b>	<b>L, 3-2</b>
28	Kylee Edwards [4]	No. 5/3 Oklahoma (March 28)	Parker	1	4	0	1-0	1-0	W, 3-1
29	Kylee Edwards [5]&*	No. 5/3 Oklahoma (March 29)	Guachino	0	2	0	3-2	0-4	L, 8-4
30	Char Lorenz [5]*	No. 5/3 Oklahoma (March 29)	Guachino	0	2	0	0-0	1-4	L, 8-4
31	Kylee Edwards [6]&	No. 5/3 Oklahoma (March 29)	Guachino	0	6	0	0-2	2-8	L, 8-4
32	Tori Edwards [7]	at Missouri (April 2)	Harrison	1	6	0	2-2	2-0	W, 9-1
33	Kylee Edwards [7]	at Missouri (April 2)	Donahue	1	6	2	1-1	7-0	W, 9-1
34	Tori Edwards [8]&	at Missouri (April 3)	McCann	0	2	0	1-0	0-3	W, 16-4
<b>35</b>	<b>Kylee Edwards [8]</b>	<b>at Missouri (April 3)</b>	<b>McCann</b>	<b>1</b>	<b>3</b>	<b>0</b>	<b>0-0</b>	<b>1-3</b>	<b>W, 16-4</b>
36	Alix Franklin [3]	at Missouri (April 3)	McCann	1	4	1	2-1	4-3	W, 16-4
37	Jalia Lassiter [6]	at Missouri (April 3)	Touchet	1	6	1	0-1	9-4	W, 16-4
38	Rylie Johnson [2]&	Central Arkansas (April 7)	Runner	0	4	0	0-0	3-1	W, 9-1
39	Sierra Daniel [1]	Central Arkansas (April 7)	Crowder	1	6	0	3-1	5-1	W, 9-1
<b>40</b>	<b>Sierra Daniel [2]</b>	<b>No. 12/11 Arizona (April 10)</b>	<b>Berry</b>	<b>2</b>	<b>3</b>	<b>0</b>	<b>0-0</b>	<b>0-1</b>	<b>W, 4-1</b>
41	Jalia Lassiter [7]	at UL Lafayette (April 14)	Noble	1	2	1	1-0	3-0	W, 8-0
42	Char Lorenz [6]	at UL Lafayette (April 14)	Hoover	1	4	1	1-2	6-0	W, 8-0
<b>43</b>	<b>Kylee Edwards [9]</b>	<b>Ole Miss (April 17)</b>	<b>Boyer</b>	<b>0</b>	<b>1</b>	<b>2</b>	<b>1-2</b>	<b>0-0</b>	<b>W, 6-4</b>
<b>44</b>	<b>Tori Edwards [9]</b>	<b>Ole Miss (April 17)</b>	<b>Boyer</b>	<b>3</b>	<b>6</b>	<b>2</b>	<b>1-0</b>	<b>2-4</b>	<b>W, 6-4</b>
<b>45</b>	<b>Tori Edwards [10]&amp;</b>	<b>Ole Miss (April 19)</b>	<b>Boyer</b>	<b>0</b>	<b>5</b>	<b>0</b>	<b>1-0</b>	<b>4-5</b>	<b>W, 8-5</b>
46	Tori Edwards [11]	Ole Miss (April 19)	Boyer	0	6	2	3-2	7-5	W, 8-5
<b>47</b>	<b>Sierra Daniel [3]</b>	<b>at Mississippi St. (April 25)</b>	<b>Goold</b>	<b>0</b>	<b>1</b>	<b>1</b>	<b>1-1</b>	<b>0-0</b>	<b>L, 5-2</b>
<b>48</b>	<b>Kylee Edwards [10]</b>	<b>at Mississippi St. (April 26)</b>	<b>Faircloth</b>	<b>1</b>	<b>1</b>	<b>1</b>	<b>1-2</b>	<b>0-0</b>	<b>W, 5-3</b>
<b>49</b>	<b>Tori Edwards [12]</b>	<b>at Mississippi St. (April 26)</b>	<b>Goold</b>	<b>1</b>	<b>6</b>	<b>1</b>	<b>0-0</b>	<b>3-3</b>	<b>W, 5-3</b>
50	Jalia Lassiter [8]	McNeese (April 28)	Schexnayder	1	2	2	2-0	10-0	W, 16-0
51	Alix Franklin [4]	Auburn (May 2)	Butler	3	3	1	2-1	8-0	W, 25-0
52	Jada Phillips [1]	Auburn (May 2)	Geurin	1	3	2	2-1	13-0	W, 25-0
<b>53</b>	<b>Alix Franklin [5]</b>	<b>Auburn (May 2)</b>	<b>Harrison</b>	<b>1</b>	<b>1</b>	<b>2</b>	<b>0-1</b>	<b>0-0</b>	<b>W, 7-2</b>
<b>54</b>	<b>Sierra Daniel [4]</b>	<b>vs. No. 17/13 Georgia (May 6)</b>	<b>Roelling</b>	<b>1</b>	<b>3</b>	<b>2</b>	<b>2-2</b>	<b>0-2</b>	<b>L, 7-3</b>
55	Alix Franklin [6]	Akron (May 15)	Jamrog	0	3	1	1-1	3-0	W, 8-0
<b>56</b>	<b>Maci Bergeron [3]</b>	<b>No. 11/14 Virginia Tech (May 16)</b>	<b>Mazzarone</b>	<b>1</b>	<b>2</b>	<b>0</b>	<b>0-0</b>	<b>0-0</b>	<b>W, 8-0</b>
57	Jalia Lassiter [9]&	No. 11/14 Virginia Tech (May 17)	Carrico	0	3	0	2-1	0-2	W, 7-2

**Bold** represents game tying or go-ahead home run

\*Back-to-Back Home Runs

& Leadoff Home Run

## 2026 TEAM GAME-BY-GAME BATTING

Date	Opponent	ab	r	h	rbi	2b	3b	hr	tb	bb	ibb	sb	cs	hbp	sac	sf	gdp	k	po	a	e	lob	avg
Feb 05	NC STATE	23	11	10	10	3	2	0	17	5	0	1	0	0	0	1	0	2	15	3	1	6	.435
Feb 06	NEVADA	24	6	6	6	3	0	1	12	6	0	2	0	0	0	0	0	4	21	7	0	6	.340
Feb 06	NC STATE	29	7	9	5	1	1	2	18	7	0	3	0	1	0	0	0	4	21	5	0	10	.329
Feb 07	NEVADA	19	8	3	6	1	0	0	4	9	0	0	0	2	1	0	0	6	18	2	0	7	.295
Feb 08	ILLINOIS	18	9	5	7	0	0	1	8	7	0	9	0	1	0	1	0	3	15	10	1	6	.292
Feb 08	LAMAR	21	8	9	8	3	2	1	19	5	0	4	0	1	0	1	0	2	15	7	0	6	.313
Feb 12	vs Nebraska	27	0	6	0	1	0	0	7	1	0	1	0	0	0	0	0	11	21	3	3	7	.298
Feb 12	vs Oklahoma St	31	9	8	6	0	1	1	13	2	0	2	0	1	0	0	0	5	21	10	1	4	.292
Feb 13	vs Duke	27	3	6	3	1	1	1	12	5	0	0	0	0	0	0	0	3	21	6	2	8	.283
Feb 14	vs UCF	27	1	8	1	0	0	0	8	3	0	0	1	0	0	0	0	3	21	8	2	8	.285
Feb 15	vs UCLA	20	0	3	0	0	1	0	5	2	0	0	0	0	0	0	1	4	16	8	1	4	.274
Feb 17	SOUTH ALABAMA	20	10	7	6	0	1	0	9	8	0	5	0	3	0	0	0	2	15	10	0	9	.280
Feb 20	MICHIGAN ST	20	9	7	6	1	0	0	8	5	0	3	0	3	0	1	0	4	15	2	0	8	.284
Feb 21	ULL	39	2	10	2	1	2	0	15	5	0	1	0	0	0	0	0	6	30	10	1	13	.281
Feb 21	MICHIGAN ST	24	5	6	4	0	0	2	12	7	0	2	0	0	0	1	0	1	21	6	0	9	.279
Feb 22	HOWARD	24	1	5	1	0	0	0	5	2	0	0	0	1	0	0	0	1	21	7	1	8	.275
Feb 24	at McNeese	30	9	10	8	1	0	2	17	11	0	0	1	0	0	0	0	2	21	5	0	11	.279
Feb 27	NICHOLLS	21	3	5	3	1	0	0	6	5	0	2	0	2	0	0	0	3	21	4	0	7	.277
Feb 27	MEMPHIS	19	11	6	8	2	0	2	14	8	0	1	0	1	0	0	0	1	15	10	0	5	.279
Feb 28	IOWA	23	5	6	5	3	0	0	9	4	0	0	0	1	1	0	0	1	21	3	1	6	.278
Feb 28	MEMPHIS	21	7	4	5	2	0	1	9	11	0	5	0	1	0	0	1	1	21	4	0	8	.274
*Mar 06	at Tennessee	24	0	4	0	0	0	0	4	0	0	0	0	0	0	0	0	1	6	18	9	1	.269
*Mar 07	at Tennessee	24	6	5	5	0	0	3	14	3	0	0	1	1	0	0	0	8	18	9	0	1	.267
*Mar 08	at Tennessee	28	5	6	5	1	0	2	13	6	0	1	0	0	0	0	0	2	20	5	1	8	.264
Mar 10	at Nicholls	35	12	14	12	3	2	1	24	4	0	1	0	3	0	0	0	5	21	7	1	9	.272
*Mar 14	TEXAS A&M	25	2	4	2	0	0	0	4	3	0	0	0	0	0	0	0	4	21	3	2	5	.267
*Mar 15	TEXAS A&M	23	2	3	2	0	0	1	6	3	0	0	0	3	1	0	0	7	21	10	2	7	.263
*Mar 16	TEXAS A&M	26	7	8	6	1	0	1	12	5	0	2	1	1	0	0	0	8	21	2	2	7	.264
*Mar 20	at South Carolina	48	5	11	5	4	1	1	20	6	1	0	0	0	0	0	0	10	35	11	0	13	.262
*Mar 21	at South Carolina	30	5	9	4	3	1	0	14	4	0	3	0	0	0	0	0	5	21	9	0	8	.264
*Mar 22	at South Carolina	23	2	2	2	1	0	0	3	3	0	0	0	1	1	0	0	9	21	5	0	5	.259
Mar 24	LOUISIANA TECH	21	9	8	9	2	0	3	19	4	0	0	0	0	0	1	0	0	15	3	0	5	.262
*Mar 27	OKLAHOMA	29	2	6	2	0	0	1	9	6	0	0	0	0	1	0	0	5	24	5	0	10	.260
*Mar 28	OKLAHOMA	21	3	5	3	0	0	1	8	3	0	1	0	0	0	1	0	4	21	6	1	4	.259
*Mar 29	OKLAHOMA	28	4	7	4	1	0	3	17	3	0	0	0	1	0	0	0	11	21	5	0	7	.259
*Apr 02	at Missouri	28	9	9	9	0	0	2	15	3	0	1	0	0	0	0	0	4	18	2	1	4	.261
*Apr 03	at Missouri	38	16	15	16	3	1	4	32	11	0	0	0	0	0	0	0	6	21	12	0	12	.266
*Apr 04	at Missouri	23	0	4	0	0	0	0	4	2	0	0	0	0	0	0	0	3	18	5	0	4	.264
Apr 07	CENTRAL ARK	27	9	11	9	5	0	2	22	6	0	2	0	0	0	0	0	1	18	5	0	9	.268
Apr 10	ARIZONA	20	4	5	4	2	0	1	10	5	0	0	1	0	1	0	0	4	21	6	2	4	.268
Apr 11	ARIZONA	20	3	3	3	0	1	0	5	3	0	0	0	3	0	1	0	0	21	10	1	6	.265
Apr 12	ARIZONA	26	2	8	2	0	0	0	8	2	0	0	0	1	1	0	1	1	21	10	0	7	.266
Apr 14	at ULL	22	8	6	8	0	0	2	12	7	0	0	0	1	0	0	0	0	15	7	0	7	.266
*Apr 17	OLE MISS	23	6	8	6	0	0	2	14	11	0	0	2	0	0	0	0	5	21	7	1	10	.268
*Apr 18	OLE MISS	27	7	10	6	4	0	0	14	5	0	0	0	1	0	0	0	1	21	9	0	8	.271
*Apr 19	OLE MISS	30	8	11	5	1	1	2	20	4	0	0	0	1	0	0	1	4	21	7	1	9	.273
*Apr 24	at Mississippi State	25	3	5	2	2	0	0	7	6	0	0	0	2	0	0	0	11	18	3	2	9	.271
*Apr 25	at Mississippi State	28	2	7	2	0	0	1	10	2	0	0	0	1	0	0	0	11	18	3	1	8	.271
*Apr 26	at Mississippi State	26	5	7	5	0	0	2	13	2	0	0	0	1	1	0	0	6	21	11	0	4	.271
Apr 28	MCNEESE	25	16	14	14	3	0	1	20	6	0	0	0	1	0	1	0	2	15	9	1	5	.277
*Apr 30	AUBURN	24	3	6	2	0	0	0	6	2	0	0	0	1	2	0	0	5	21	6	1	8	.276
*May 02	AUBURN	36	25	24	22	5	0	2	35	2	0	0	0	2	0	1	0	2	15	1	0	4	.287
*May 02	AUBURN	29	7	12	6	3	0	1	18	2	0	0	0	1	1	0	1	3	21	5	0	8	.289
May 06	vs Georgia	27	3	3	2	1	0	1	7	3	0	0	0	0	0	0	0	10	21	7	0	6	.286
May 15	AKRON	27	8	12	7	3	1	1	20	4	0	1	0	0	0	0	1	3	18	0	1	7	.289
May 16	VIRGINIA TECH	23	8	8	7	1	0	1	12	9	0	1	0	0	0	2	0	3	18	5	1	9	.290
May 17	VIRGINIA TECH	35	7	12	6	3	0	1	18	4	0	0	0	1	0	0	0	2	21	4	0	12	.291
Totals		1481	347	431	304	76	19	57	716	272	1	54	7	45	11	12	7	240	1127	353	37	408	.291

## 2026 TEAM GAME-BY-GAME PITCHING

Date	Opponent	ip	h	r	er	bb	so	2b	3b	hr	wp	bk	hbp	dp	ibb	score	w-l	sv	era
Feb 05	NC STATE	5.0	2	3	3	3	10	0	0	1	3	0	2	0	0	11-3	1-0	0	4.20
Feb 06	NEVADA	7.0	8	2	2	2	5	1	0	1	2	0	0	1	0	6-2	2-0	0	2.92
Feb 06	NC STATE	7.0	8	5	5	4	7	1	0	0	0	0	0	0	0	7-5	3-0	0	3.68
Feb 07	NEVADA	6.0	7	0	0	3	7	1	0	0	1	0	1	1	0	8-0	4-0	0	2.80
Feb 08	ILLINOIS	5.0	7	1	0	0	1	1	0	0	0	0	1	1	0	9-1	5-0	0	2.33
Feb 08	LAMAR	5.0	1	0	0	0	4	1	0	0	0	0	1	0	0	8-0	6-0	0	2.00
Feb 12	vs Nebraska	7.0	8	6	2	1	2	4	0	0	1	0	1	1	0	0-6	6-1	0	2.00
Feb 12	vs Oklahoma St	7.0	7	4	4	2	3	3	0	0	0	0	0	2	0	9-4	7-1	0	2.29
Feb 13	vs Duke	7.0	10	5	5	4	5	0	1	0	1	0	4	0	0	3-5	7-2	0	2.62
Feb 14	vs UCF	7.0	11	5	2	3	7	1	0	1	0	0	0	2	0	1-5	7-3	0	2.56
Feb 15	vs UCLA	5.1	11	8	7	3	5	5	0	1	1	0	3	0	1	0-8	7-4	0	3.07
Feb 17	SOUTH ALABAMA	5.0	5	2	2	3	2	0	0	0	0	0	0	2	0	10-2	8-4	0	3.05
Feb 20	MICHIGAN ST	5.0	3	0	0	4	4	0	0	0	2	0	0	0	0	9-0	9-4	0	2.86
Feb 21	ULL	10.0	5	1	0	0	6	1	1	0	0	0	1	0	0	2-1	10-4	0	2.54
Feb 21	MICHIGAN ST	7.0	7	4	4	3	7	1	0	0	0	0	2	1	0	5-4	11-4	0	2.64
Feb 22	HOWARD	7.0	1	0	0	1	4	0	0	0	0	0	0	1	0	1-0	12-4	1	2.46
Feb 24	at McNeese	7.0	6	3	3	7	11	2	0	1	2	0	0	2	0	9-3	13-4	1	2.50
Feb 27	NICHOLLS	7.0	1	1	1	1	4	0	0	0	0	0	2	0	0	3-1	14-4	2	2.41
Feb 27	MEMPHIS	5.0	4	2	2	2	3	1	0	0	1	0	1	1	0	11-2	15-4	2	2.42
Feb 28	IOWA	7.0	4	3	3	3	2	1	0	0	1	0	0	0	0	5-3	16-4	2	2.45
Feb 28	MEMPHIS	7.0	2	0	0	2	9	0	0	0	0	0	1	0	0	7-0	17-4	2	2.33
*Mar 06	at Tennessee	6.0	9	5	3	1	1	1	0	2	1	0	1	0	0	0-5	17-5	2	2.38
*Mar 07	at Tennessee	6.0	14	11	11	3	1	1	0	4	0	0	0	1	0	6-11	17-6	2	2.80
*Mar 08	at Tennessee	6.2	8	8	7	5	4	2	0	3	0	0	1	0	0	5-8	17-7	2	3.00
Mar 10	at Nicholls	7.0	3	2	2	2	4	2	0	0	0	0	0	0	0	12-2	18-7	2	2.96
*Mar 14	TEXAS A&M	7.0	5	7	5	6	6	1	0	2	1	0	0	0	0	2-7	18-8	2	3.04
*Mar 15	TEXAS A&M	7.0	6	3	3	0	6	0	0	1	0	0	0	1	0	2-3	18-9	2	3.04
*Mar 16	TEXAS A&M	7.0	5	2	1	5	6	1	0	0	0	0	0	0	0	7-2	19-9	2	2.96
*Mar 20	at South Carolina	11.2	15	6	6	1	9	1	0	2	1	0	2	1	0	5-6	19-10	2	3.00
*Mar 21	at South Carolina	7.0	8	1	1	0	2	0	0	1	1	0	0	1	0	5-1	20-10	2	2.93
*Mar 22	at South Carolina	7.0	2	1	1	3	5	0	0	1	1	0	0	0	0	2-1	21-10	2	2.87
Mar 24	LOUISIANA TECH	5.0	2	0	0	2	10	0	0	0	0	0	1	1	0	9-0	22-10	2	2.80
*Mar 27	OKLAHOMA	8.0	10	3	3	1	4	1	0	0	0	0	1	0	0	2-3	22-11	2	2.79
*Mar 28	OKLAHOMA	7.0	2	1	0	2	4	0	0	0	1	0	2	0	0	3-1	23-11	2	2.71
*Mar 29	OKLAHOMA	7.0	10	8	8	1	4	1	0	4	1	0	2	0	0	4-8	23-12	2	2.86
*Apr 02	at Missouri	6.0	5	1	1	5	11	0	0	0	0	0	0	0	0	9-1	24-12	2	2.82
*Apr 03	at Missouri	7.0	5	4	4	2	2	1	0	1	1	0	0	0	0	16-4	25-12	2	2.85
*Apr 04	at Missouri	6.0	4	1	1	4	5	0	0	0	0	0	1	0	0	0-1	25-13	2	2.81
Apr 07	CENTRAL ARK	6.0	3	1	1	5	8	1	0	1	0	0	0	0	0	9-1	26-13	2	2.78
Apr 10	ARIZONA	7.0	5	1	0	2	3	0	0	0	0	0	0	0	0	4-1	27-13	2	2.70
Apr 11	ARIZONA	7.0	7	1	0	1	3	1	0	0	0	0	0	0	0	3-1	28-13	2	2.63
Apr 12	ARIZONA	7.0	4	4	4	4	6	1	0	1	1	0	0	0	0	2-4	28-14	2	2.67
Apr 14	at ULL	5.0	0	0	0	2	2	0	0	0	0	0	0	0	0	8-0	29-14	2	2.62
*Apr 17	OLE MISS	7.0	7	4	3	2	4	0	0	2	0	0	0	0	0	6-4	30-14	3	2.63
*Apr 18	OLE MISS	7.0	5	6	6	8	5	1	0	1	4	0	1	0	0	7-6	31-14	3	2.71
*Apr 19	OLE MISS	7.0	8	5	5	5	4	0	0	4	0	0	1	1	0	8-5	32-14	3	2.76
*Apr 24	at Mississippi State	6.0	6	5	4	3	1	2	0	1	0	0	1	0	0	3-5	32-15	3	2.80
*Apr 25	at Mississippi State	6.0	8	5	4	1	5	0	0	2	0	0	0	0	0	2-5	32-16	3	2.83
*Apr 26	at Mississippi State	7.0	6	3	3	2	2	2	0	1	0	0	0	3	0	5-3	33-16	3	2.84
Apr 28	MCNEESE	5.0	1	0	0	2	2	0	0	0	0	0	1	0	0	16-0	34-16	3	2.79
*Apr 30	AUBURN	7.0	4	0	0	2	9	1	0	0	0	0	0	1	0	3-0	35-16	3	2.74
*May 02	AUBURN	5.0	3	0	0	3	5	0	0	0	0	0	2	0	0	25-0	36-16	3	2.70
*May 02	AUBURN	7.0	5	2	2	1	7	1	0	2	0	0	0	0	0	7-2	37-16	3	2.68
May 06	vs Georgia	7.0	12	7	7	1	5	4	0	1	0	0	1	2	0	3-7	37-17	3	2.77
May 15	AKRON	6.0	3	0	0	3	11	0	0	0	0	0	0	0	0	8-0	38-17	3	2.72
May 16	VIRGINIA TECH	6.0	2	0	0	1	3	0	0	0	0	0	0	1	0	8-0	39-17	3	2.68
May 17	VIRGINIA TECH	7.0	5	2	1	0	2	1	0	0	0	0	0	0	0	7-2	40-17	3	2.65
Totals		375.2	325	165	142	142	279	51	2	42	28	0	38	28	1	347-165	40-17	3	2.65

# TIGER FINDINGS: PLAYER FACTS

## NO. 00 JAYDEN HEAVENER

Aspires to have a job in radiology...majoring in sports administration...on her bucket list includes bungee jumping and swimming with sharks...is an avid sneaker head...would have selected Kobe Bryant as a mentor...favorite sport outside of softball is volleyball...would like to learn how to tumble...her favorite fictional character is Elsa from Frozen.

## NO. 1 ALLY HUTCHINS

Aspires to be a doctor...majoring in biology...would like to live in Boston...would not want just one mentor, rather would like to pull from a multitude of people to be the best she can be...her favorite sport outside of softball is volleyball...was one belt shy of becoming a black belt in Tae Kwon Do.

## NO. 2 MADDOX MCKEE

A sports administration major...if she does well in a game, she must have her hair done the same way for the next game and eat the same things...some items on her bucket list include skydiving, riding in a hot air balloon and seeing the Northern Lights...if she could pick anyone to be her mentor, it would be Carlos Correa...fun fact, she has an extra vertebrae in her back...favorite sport outside of softball is volleyball...loves pandas and sea turtles...if she could be a fictional character she would be Moana.

## NO. 4 GRADIE APPLING

Wants to be a large animal veterinarian...majoring in animal science...wants to visit Hawaii and Jamaica, and wants to see Hamilton on Broadway...would like Muhammad Ali because they are birthday twins (January 17) and he is the greatest...she is the only child...her favorite sport outside of softball is basketball...would like to learn how to surf.

## NO. 7 JALIA LASSITER

Interested in becoming an ESPN broadcaster, be in real estate and/or work in forensics...majoring in sociology with a minor in broadcasting...wants to go to Jamaica and visit New York during Christmas...would have liked to have Pete Rose as a mentor...loves to hunt and enjoys being outdoors...favorite sports out of softball is basketball, track and volleyball...black panthers are her favorite type of animals...if she could be any fictional character it would be Spiderman.

## NO. 8 CALI DEAL

Desires to have a career as a physical therapist...majoring in kinesiology...Although she would entertain the thought of Hawaii, she would rather remain living in her home state of Louisiana...her hometown, Quitman, has around 300 residents according to recent surveys...items on her bucket list include riding a camel in Egypt, visiting Greece and spending Christmas in New York...would have liked Kobe Bryant as mentor due to his mentality towards sports...favorite sport outside of softball is basketball...would like to learn how to sing.

## NO. 10 RYLIE JOHNSON

Wants to be an attorney or political figure...majoring in political communications...wants to visit Greece and Wales...would like to live in Montana...Jesus is her mentor...enjoys going to bed early so that she can wake up early...favorite sport outside of softball is basketball...wants to learn how to juggle.

## NO. 11 LAURYN SOEKEN

Interested in becoming an aesthetic nurse...majoring in biological sciences...wants to live in Florida...has skydiving, riding in a helicopter, horseback riding in the Grand Canyon, and going to Italy as items on her bucket list...would have liked to have David from the Bible as her mentor. He demonstrated that public confidence must come from a personal relationship with God and confidence important in not just sports, but in society...she loves to ride horses...favorite sports outside of softball is volleyball, but is interested in learning how to golf.

## NO. 12 MACI BERGERON

Majoring in finance and wants to be a CFO of a company...she is left handed, but plays sports right handed...wants to visit Bora Bora, Italy and Maldives...also wants to go to a MLB World Series with her dad...would love for Nick Saban to be her mentor... her favorite sport outside of softball is volleyball...if she could learn any skill, it would be how to fly a plane and surfing.

## NO. 14 ASHLIN MOWERY

Aspires to be a physical therapist...studying kinesiology...would love to live in Greece...a couple of items on her bucket list is to go skydiving and learn how to do a backflip...credits her father as her biggest mentor ...played piano for three years as a kid...favorite sport outside of softball is baseball and football...if she could learn any skill, it would be sign language or photography.

## NO. 15 JADYN LANEUX

Wants to be a Sports Nutritionist...majoring in kinesiology...superstition pet peeve is when people split poles...being a runway model and going to the Amazon Rainforest are on her bucket list...would love Kobe Bryant to be her mentor...took two years of American sign language in high school...outside of softball, her favorite sport to play is volleyball and likes to watch is gymnastics... if she could learn a skill, it would be to become fluent in Spanish... as a fictional character, she would like to be Black Widow from Marvel.

## NO. 17 PAYTN MONTICELLI

Studying broadcast journalism with a dream of working at ESPN as a play-by-play analyst...would love to live in Cambridge, England...was born on a Royal Airforce Base in Lakenheath, England...on her bucket list is skydiving, seeing the 7 Wonders of the World, and visiting all of the National Parks...would like to be mentored by Michael Jordan...favorite sport outside of softball is volleyball...wants to learn how to do a backflip.

## NO. 18 TATUM CLOPTON

Wants to be a Lawyer and eventually a Judge...majoring in philosophy pre-law...is not superstitious, believes everything is already planned by God...items on her bucket list include running a marathon, visit all 50 states and visit every National Park...if she could pick anyone to be her mentor, it would be Queen Esther from the Bible and ask her advice on trust and faithfulness while honoring God's plan and timing...wears No. 18 because it was her mom's high school number that is retired. Her mom was a pitcher at Kansas...favorite sport outside of softball is hockey...favorite type of animal is an elephant...would like to learn how to weld and how to fix cars from nothing...if she could be a fictional character it would be Elizabeth Bennet from Pride and Prejudice.

## NO. 20 ALIX FRANKLIN

Desires to be a clinical psychologist...majoring in psychology...wants to go on mission trips and travel to Bora Bora...if she could, she would have The Apostle Paul be her mentor...she already has a baking business...favorite sports outside of softball is basketball...if she could be a fictional character it would be The Flash.

## NO. 21 CECE CELLURA

Studying nutrition and would like to be a dietitian for collegiate and professional athletes...if she could live anywhere, it would be the country side of Italy to have land and a farm...is not superstitious, but she does like listening to either house music or rap before games...one item on her bucket list is cage free shark diving...her parents are her greatest mentors...can cook very well...her favorite sports outside of softball is gymnastics...would like to learn how to do hair and nails in order to save money.

## NO. 23 SIERRA DANIEL

Wants to be an event coordinator for a professional team...majoring in sports administration...would like to be mentored by Kobe Bryant...favorite sport outside of softball is basketball...if she could be a fictional character it would be Miley Stewart.

# TIGER FINDINGS: PLAYER FACTS

## NO. 24 CHAR LORENZ

Wants to be an infertility nurse practitioner...majoring in kinesiology...is not sure where she wants to live, but knows she wants a big house with land to put a ball field in the backyard... bucket list items is to travel the world, see the Northern Lights, learn a new language and become a good guitarist...her dad is her biggest mentor...she is a good writer across genres: essays, stories and creative writing...also loves to play Fortnite...other than softball, her favorite sport to play is pickleball and favorite sports to watch is football and college basketball.

## NO. 28 JADA PHILLIPS

Aspires to be a physical therapist...majoring in kinesiology...would like to live abroad...would like Michael Jordan to be her mentor... she can sing...favorite sport outside of softball is basketball...wants to learn how to do a backflip...favorite fictional character is Wonder Woman.

## NO. 33 DESTINY HARRIS

Aspires to be an ultrasound technician...majoring in sports administration with a minor in business...wants to travel outside of the country...would select Kobe Bryant as a mentor...loves building legos...likes women's volleyball outside of softball...would love to learn how to play a whole bunch of instruments...if she could be any fictional character, it would be SpongeBob.

## NO. 42 TORI EDWARDS

Desires to be a Sports Analyst on ESPN...majoring in mass communications with a concentration in journalism and broadcasting...not superstitious, but she does look at a picture of herself playing softball before every game...if she could have any mentor, it would be Kobe Bryant...played AAU basketball until her junior year of high school...she is a certified scuba diver...loves dolphins and Tigers...wants to learn how to tumble...if she could be a fictional character, it would be Tip from Home.

## NO. 44 CI'ELLA PICKETT

Majoring in forensic psychology and aspires to do something that has to do with the study of criminals or crime scenes...desires to live in California or anywhere her family is...on her bucket list is winning the WCWS, becoming an All-American, and traveling to Jamaica and the Bahamas...would select Savannah Jaquish as a mentor. They are from the same area, SJ is a four-time All-American at LSU, and she just has that dawg in her...her favorite sport outside of softball is basketball and she would like to learn how to crochet.

## NO. 67 KYLEE EDWARDS

Wants to own her own business...majoring in interdisciplinary studies...although from the midwest, would like to stay down in the south and acquire land...items on her bucket list includes traveling to the Cayman Islands, go snorkeling and go on a cruise...a true country gal, she uses to barrel race and show livestock in 4-H shows and fairs...favorite sport outside of softball is basketball... would like to become a good cook because she is tired of her taco bowls.

## NO. 82 AVERY HODGE

Wants to have a job in social media marketing or something in sales...majoring in communications...wants to travel to Greece and see the Northern Lights...her mentor is her dad...favorite sport outside of softball is volleyball...hates putting sheets on her bed and folding the fitted sheet...if she could learn a skill it would be playing the harmonica...if she could be a fictional character it would be Katniss Everdeen.



# JAYDEN HEAVENER

# 00

Pitcher / Utility · 5-6 · Sophomore · L/L · 1L · Pace, Fla. (Pace HS)

## SINGLE-GAME SEASON HIGHS

Hits	N/A
Doubles	N/A
Triples	N/A
Home Runs	N/A
Total Bases	N/A
RBI	N/A
Runs Scored	N/A
Walks	N/A
Hit By Pitch	N/A
Sacrifice Flies	N/A
Sac Hits	N/A
At Bats	1, South Alabama (02/17/26)
Stolen Bases	N/A
Innings Pitched	7.1 at #21/24 South Carolina (03/20/26)
Strikeouts	11, Three Times
Batters Faced	35 at #1 Tennessee (03/08/26)
Putouts	N/A
Assists	2, Three Times
Runners CS	N/A

## SINGLE-GAME CAREER HIGHS

Hits	N/A
Doubles	N/A
Triples	N/A
Home Runs	N/A
Total Bases	N/A
RBI	N/A
Runs Scored	N/A
Walks	N/A
Hit By Pitch	N/A
Sacrifice Flies	N/A
Sac Hits	N/A
At Bats	1, South Alabama (02/17/26)
Stolen Bases	N/A
Innings Pitched	7.1 at #21/24 South Carolina (03/20/26)
Strikeouts	13, Charlotte (02/07/25)
Batters Faced	35, at #1 Tennessee (03/08/26) at #8/6 Arkansas (05/02/25)
Putouts	1, at #8/6 Arkansas (05/02/25) at McNeese (04/01/25)
Assists	4, Southeastern La. (05/16/25)
Runners CS	N/A

## Complete bio

### Sophomore Season (2026)

- A two-time NFCA Gulf All-Region selection and a 2025 All-SEC Second Team selection.
- Threw second career no-hitter at UL Lafayette (April 14).
- Threw a perfect game in her collegiate debut vs. Charlotte (Feb. 7, 2025) and had 13 strikeouts.
- Allowed 68 hits, which is a program record for fewest in a single season.
- First true left-handed pitcher in program history since 1997-2000.

### 2026 SEASON GAME-BY-GAME

Date	Opponent	Pos	AB	R	H	RBI	2B	3B	HR	BB	SB	CS	HBP	SAC	SF	GDP	K	PO	A	E	AvG
Feb 12	vs Nebraska	*p	0	0	0	0	0	0	0	0	0	0	0	0	0	0	0	0	1	0	.000
Feb 17	SOUTH ALABAMA	ph	1	0	0	0	0	0	0	0	0	0	0	0	0	0	0	0	0	0	.000
Feb 20	MICHIGAN ST	*p	0	0	0	0	0	0	0	0	0	0	0	0	0	0	0	0	0	0	.000
Mar 06	at Tennessee	*p	0	0	0	0	0	0	0	0	0	0	0	0	0	0	0	0	2	1	.000
Mar 08	at Tennessee	*p	0	0	0	0	0	0	0	0	0	0	0	0	0	0	0	0	0	1	.000
Mar 14	TEXAS A&M	*p	0	0	0	0	0	0	0	0	0	0	0	0	0	0	0	0	0	1	.000
Mar 20	at South Carolina	*p	0	0	0	0	0	0	0	0	0	0	0	0	0	0	0	0	0	1	.000
Mar 22	at South Carolina	*p	0	0	0	0	0	0	0	0	0	0	0	0	0	0	0	0	0	1	.000
Mar 27	OKLAHOMA	p	0	0	0	0	0	0	0	0	0	0	0	0	0	0	0	0	0	1	.000
Mar 29	OKLAHOMA	*p	0	0	0	0	0	0	0	0	0	0	0	0	0	0	0	0	0	1	.000
Apr 10	ARIZONA	*p	0	0	0	0	0	0	0	0	0	0	0	0	0	0	0	0	2	1	.000
Apr 12	ARIZONA	*p	0	0	0	0	0	0	0	0	0	0	0	0	0	0	0	0	0	1	.000
Apr 14	at ULL	*p	0	0	0	0	0	0	0	0	0	0	0	0	0	0	0	0	2	0	.000
Apr 18	OLE MISS	*p	0	0	0	0	0	0	0	0	0	0	0	0	0	0	0	0	0	1	.000
May 06	vs Georgia	*p	0	0	0	0	0	0	0	0	0	0	0	0	0	0	0	0	0	1	.000
May 15	AKRON	*p	0	0	0	0	0	0	0	0	0	0	0	0	0	0	0	0	0	1	.000
Totals			11gs	1	0	0	0	0	0	0	0	0	0	0	0	0	0	0	17	3	.000

On base pct. .000 • Slugging pct. .000

### #0 Jayden Heavener - 30 appearances (All games)

Date	Opponent	GS	IP	H	R	ER	BB	SO	2B	3B	HR	WP	BK	HBP	IBB	Score	W-L	Sv	ERA	NP
Feb 05	NC STATE	*	5.0	2	3	3	3	10	0	0	1	3	0	2	0	11-3	1-0	0	4.20	98
Feb 07	NEVADA	*	6.0	7	0	0	3	7	1	0	0	1	0	1	0	8-0	2-0	0	1.91	118
Feb 12	vs Nebraska	*	3.2	4	5	1	1	1	2	0	0	1	0	1	0	0-6	2-1	0	1.91	67
Feb 13	vs Duke	*	7.0	10	5	5	4	5	0	1	0	1	0	4	0	3-5	2-2	0	2.91	135
Feb 15	vs UCLA	*	2.0	1	2	1	2	3	0	0	1	0	0	2	1	0-8	2-2	0	2.96	48
Feb 20	MICHIGAN ST	*p	5.0	3	0	0	4	4	0	0	2	0	0	0	0	9-0	3-2	0	2.44	87
Feb 21	ULL	*	2.0	0	0	0	0	3	0	0	0	0	0	1	0	2-1	4-2	0	2.28	29
Feb 24	at McNeese	*	7.0	6	3	3	7	11	2	0	1	2	0	0	0	9-3	5-2	0	2.42	156
Feb 27	NICHOLLS	*	2.0	0	0	0	1	2	0	0	0	0	0	0	0	3-1	5-2	1	2.29	31
Feb 28	IOWA	*	7.0	4	3	3	1	2	1	0	0	1	0	0	0	5-3	6-2	1	2.40	88
Mar 06	at Tennessee	*	6.2	8	8	7	5	4	2	0	2	1	0	1	0	0-5	6-3	1	2.53	99
Mar 14	TEXAS A&M	*	4.0	4	5	3	5	4	1	0	0	1	0	0	0	2-7	6-5	1	3.21	95
Mar 20	at South Carolina	*	7.1	6	1	1	0	6	1	0	0	1	0	0	1	5-6	6-6	1	2.97	111
Mar 22	at South Carolina	*	7.0	2	1	1	3	5	0	0	0	1	0	0	0	2-1	7-6	1	2.79	103
Mar 27	OKLAHOMA	*	1.0	0	0	0	1	1	0	0	0	0	0	0	1	2-3	7-6	1	2.76	15
Mar 28	OKLAHOMA	*	7.0	2	1	0	2	4	0	0	0	1	0	2	0	3-1	8-6	1	2.53	99
Mar 29	OKLAHOMA	*	5.2	7	5	5	1	3	0	0	2	1	0	2	0	4-8	8-6	1	2.76	99
Apr 02	at Missouri	*	6.0	5	1	1	5	11	0	0	0	0	0	0	0	9-1	9-6	1	2.66	133
Apr 04	at Missouri	*	2.0	0	0	0	1	2	0	0	0	0	0	0	0	0-1	9-6	1	2.61	39
Apr 10	ARIZONA	*	7.0	5	1	0	2	3	0	0	0	0	0	0	0	4-1	10-6	1	2.44	96
Apr 12	ARIZONA	*	0.1	1	1	1	1	0	1	0	0	1	0	0	0	2-4	10-6	1	2.49	8
Apr 14	at ULL	*	5.0	0	0	0	2	2	0	0	0	0	0	0	0	8-0	11-6	1	2.38	68
Apr 17	OLE MISS	*	0.2	0	0	0	0	2	0	0	0	0	0	0	0	6-4	11-6	2	2.37	7
Apr 18	OLE MISS	*	2.0	2	4	4	5	1	1	0	1	1	0	0	0	7-6	11-6	2	2.57	56
Apr 19	OLE MISS	*	1.0	2	2	2	4	1	0	0	1	0	0	0	0	8-5	11-6	2	2.67	40
Apr 24	at Mississippi State	*	2.2	4	3	3	2	1	2	0	1	0	0	1	0	3-5	11-7	2	2.79	58
May 02	AUBURN-1	*	5.0	3	0	0	3	5	0	0	0	0	2	0	25-0	12-7	2	2.67	94	
May 06	vs Georgia	*	3.1	6	5	5	0	5	2	0	1	0	0	1	0	3-7	12-8	2	2.88	62
May 15	AKRON	*	6.0	3	0	0	3	11	0	0	0	0	0	0	0	8-0	13-8	2	2.75	115
Totals			21	132.1	106	64	52	74	120	17	1	16	19	0	24	1156-10	13-8	2	2.75	-

## HEAVENER'S CAREER STATS

Year	avg	gp-gs	ab	r	h	2b	3b	hr	rbi	tb	slg%	bb	hbp	so	gdp	ob%	sf	sh	sb-att	po	a	e	fld%
2025	.000	0-0	0	0	0	0	0	0	0	0	.000	0	0	0	0	.000	0	0	0-0	2	16	1	.947
2026	.000	1-0	1	0	0	0	0	0	0	0	.000	0	0	0	0	.000	0	0	0-0	0	17	3	.850
TOTAL	.000	1-0	1	0	0	0	0	0	0	0	.000	0	0	0	0	.000	0	0	0-0	2	33	4	.897

Year	era	w-l	app	gs	cg	sho	sv	ip	h	r	er	bb	so	2b	3b	hr	bf	bavg	wp	hbp	bk	sfa	sha
2025	2.75	13-5	25	21	11	5/0	1	119.2	68	52	47	77	152	6	0	9	530	.164	15	27	0	2	10
2026	2.75	13-8	30	21	15	5/0	2	132.1	106	64	52	74	120	17	1	16	601	.217	19	24	0	8	7
TOTAL	2.75	26-13	55	42	26	10/0	3	252.0	174	116	99	151	272	23	1	25	1131	.193	34	51	0	10	17



# ALLY HUTCHINS

# 1

Infield • 5-10 • Junior • R/R • TR • Paducah, Ky. (Kentucky)

## SINGLE-GAME SEASON HIGHS

Hits	2, Three Times
Doubles	1, Six Times
Triples	N/A
Home Runs	1, NC State (02/06/26)
Total Bases	4, NC State (02/06/26)
RBIs	3, Nevada (02/06/26)
Runs Scored	2, Michigan St. (02/20/26) NC State (02/06/26)
Walks	3 at McNeese (02/24/26)
Hit By Pitch	1, Michigan St. (02/20/26)
Sacrifice Flies	1, Illinois (02/08/26)
Sac Hits	N/A
At Bats	5, UL Lafayette (02/21/26)
Stolen Bases	N/A
Putouts	2, Three Times
Assists	4, Lamar (02/08/26)

## SINGLE-GAME CAREER HIGHS

Hits	3, Missouri (03/08/25)*
Doubles	1, 13 Times*
Triples	1 vs. #8 Duke (02/09/25)* vs. Wisconsin (02/15/24)*
Home Runs	1, 13 Times*
Total Bases	6, Missouri (03/08/25)*
RBIs	3, Four Times*
Runs Scored	3 at Western Ky. (02/28/25)*
Walks	3 at McNeese (02/24/26) at Georgia Tech (02/22/25)*
Hit By Pitch	1, Four Times*
Sacrifice Flies	1, Illinois (02/08/26) #7 Georgia (04/14/24)*
Sac Hits	1, Nine Times*
At Bats	5, UL Lafayette (02/21/26) vs. #14 North Carolina (02/15/24)*
Stolen Bases	1, Five Times*
Putouts	4 at Boston (04/11/25)*
Assists	4, Lamar (02/08/26)

\* Includes games played at Kentucky

## Complete bio

### Junior Season (2026)

- Logged hits in three of her last four games.
- Hit her 10th career double in game one vs. Arizona (April 10) and had two hits in the series.
- Recorded a multi-hit game in season opener and hit a home run in her third game, both against NC State.
- Logged a career-high four assists vs. Lamar (Feb. 8), her only game at third base during opening weekend.
- Appeared in all 58 games last season at Kentucky at the hot corner.
- Batted .285 on 45 hits, including six home runs, and had 41 runs and 19 RBI last season.

### 2026 SEASON GAME-BY-GAME

Date	Opponent	Pos	AB	R	H	RBI	2B	3B	HR	BB	SB	CS	HBP	SAC	SF	GDP	K	PO	A	E	Avg	
Feb 05	NC STATE	*dh	3	1	2	0	0	0	0	0	0	0	0	0	0	0	0	0	0	0	0	.667
Feb 06	NEVADA	*dh	2	0	1	3	1	0	0	1	0	0	0	0	0	0	0	0	0	0	0	.600
Feb 06	NC STATE	*dh	2	2	1	1	0	0	1	2	0	0	0	0	0	0	0	0	0	0	0	.571
Feb 07	NEVADA	*dh	1	1	0	0	0	0	0	2	0	0	0	0	0	0	0	1	0	0	0	.500
Feb 08	ILLINOIS	*dh	2	0	0	1	0	0	0	0	0	0	0	0	1	0	1	0	0	0	0	.400
Feb 08	LAMAR	*3b	2	0	0	0	0	0	0	1	0	0	0	0	0	0	0	1	4	0	0	.333
Feb 12	vs Nebraska	*dh	3	0	1	0	1	0	0	0	0	0	0	0	0	0	1	0	0	0	0	.333
Feb 12	vs Oklahoma St	*3b	4	1	1	1	0	0	0	0	0	0	0	0	0	0	0	1	3	0	0	.316
Feb 13	vs Duke	*dh	4	0	0	0	0	0	0	0	0	0	0	0	0	0	0	1	0	0	0	.261
Feb 14	vs UCF	*dh	3	0	0	0	0	0	0	0	0	0	0	0	0	0	0	1	0	0	0	.231
Feb 15	vs UCLA	*3b	2	0	0	0	0	0	0	0	0	0	0	0	0	0	0	0	1	0	0	.214
Feb 17	SOUTH ALABAMA	*dh/3	2	1	1	1	0	0	0	1	0	0	0	0	0	0	0	2	1	0	0	.233
Feb 20	MICHIGAN ST	*3b	2	2	0	0	0	0	0	0	0	0	0	1	0	0	0	1	0	0	0	.219
Feb 21	ULL	*3b	5	0	1	0	0	0	0	0	0	0	0	0	0	0	2	0	0	0	0	.216
Feb 21	MICHIGAN ST	*3b	3	0	0	0	0	0	0	0	0	0	0	0	0	0	1	2	2	0	0	.200
Feb 22	HOWARD	*dh	3	0	2	0	0	0	0	0	0	0	0	0	0	0	0	0	0	0	0	.233
Feb 24	at McNeese	*3b	0	1	0	1	0	0	0	3	0	0	0	0	0	0	0	1	1	0	0	.233
Feb 27	NICHOLLS	*3b	2	0	0	0	0	0	0	0	1	0	0	0	0	0	0	0	0	1	0	.222
Feb 28	IOWA	*3b	1	0	0	0	0	0	0	0	0	0	0	0	0	0	0	1	0	0	0	.217
Mar 07	at Tennessee	*dh	3	0	0	0	0	0	0	0	0	0	0	0	0	0	0	3	0	0	0	.204
Mar 10	at Nicholls	ph	1	0	0	0	0	0	0	0	0	0	0	0	0	0	0	1	0	0	0	.200
Mar 20	at South Carolina	ph/d	3	0	0	0	0	0	0	0	0	0	0	0	0	0	0	2	0	0	0	.189
Mar 27	OKLAHOMA	ph	0	0	0	0	0	0	0	1	0	0	0	0	0	0	0	0	0	0	0	.189
Mar 28	OKLAHOMA	*3b	2	0	0	0	0	0	0	0	0	0	0	0	0	0	0	1	2	0	0	.182
Mar 29	OKLAHOMA	*3b	2	0	0	0	0	0	0	0	0	0	0	0	0	0	0	0	1	0	0	.175
Apr 10	ARIZONA	ph/d	1	0	1	0	1	0	0	1	0	1	0	0	0	0	0	0	0	0	0	.190
Apr 11	ARIZONA	*dh	2	0	0	1	0	0	0	1	0	0	0	0	0	0	0	0	0	0	0	.183
Apr 12	ARIZONA	*dh	3	1	1	0	0	0	0	0	0	0	0	0	0	0	0	0	0	0	0	.190
Apr 14	at ULL	*dh	1	2	0	0	0	0	0	2	0	0	0	0	0	0	0	0	0	0	0	.188
Apr 17	OLE MISS	*dh	1	1	1	0	0	0	0	2	0	0	0	0	0	0	0	0	0	0	0	.200
Apr 18	OLE MISS	*dh	3	1	2	0	1	0	0	0	0	0	0	0	0	0	0	0	0	0	0	.221
Apr 19	OLE MISS	*dh	3	0	0	0	0	0	0	1	0	0	0	0	0	0	0	1	0	0	0	.211
Apr 24	at Mississippi State	*dh	2	1	1	0	1	0	0	0	0	0	0	0	0	0	0	1	0	0	0	.219
Apr 25	at Mississippi State	*dh	3	0	0	0	0	0	0	0	0	0	0	0	0	0	0	2	0	0	0	.211
Apr 26	at Mississippi State	*dh	2	0	0	0	0	0	0	0	0	0	0	0	0	0	0	2	0	0	0	.205
Apr 30	AUBURN	*dh	1	1	0	0	0	0	0	1	0	0	0	0	0	0	0	0	0	0	0	.203
May 06	vs Georgia	ph	1	0	1	0	1	0	0	0	0	0	0	0	0	0	0	0	0	0	0	.213
May 15	AKRON	*dh	3	0	1	1	0	0	0	0	0	0	0	0	0	0	1	0	0	0	0	.217
May 16	VIRGINIA TECH	*dh	2	0	0	0	0	0	0	1	0	0	0	0	0	0	0	1	0	0	0	.212
May 17	VIRGINIA TECH	*dh	3	0	1	1	1	0	0	1	0	0	0	0	0	0	0	0	0	0	0	.216
Totals			35gs	88	16	19	11	7	0	1	22	0	1	1	0	1	1	23	11	13	0	.216

On base pct. .375 • Slugging pct. .330

### HUTCHINS' CAREER STATS (AT KENTUCKY 2024-2025)

Year	avg	gp-gs	ab	r	h	2b	3b	hr	rbi	tb	slg%	bb	hbp	so	gdp	ob%	sf	sh	sb-att	po	a	e	fld%
2024	.246	54-44	134	18	33	3	1	6	26	56	.418	18	1	35	0	.338	1	4	1-1	3	1	0	1.000
2025	.285	58-58	158	41	45	4	1	6	19	69	.437	46	2	28	0	.451	0	5	4-4	31	73	12	.897
TOTAL	.267	112-102	292	59	78	7	2	12	45	125	.428	64	3	63	0	.403	1	9	5-5	34	74	12	.900

### HUTCHINS' CAREER STATS (AT LSU)

Year	avg	gp-gs	ab	r	h	2b	3b	hr	rbi	tb	slg%	bb	hbp	so	gdp	ob%	sf	sh	sb-att	po	a	e	fld%
2026	.216	40-35	88	16	19	7	0	1	11	29	.330	22	1	23	1	.375	1	0	0-1	11	13	0	1.000
TOTAL	.216	40-35	88	16	19	7	0	1	11	29	.330	22	1	23	1	.375	1	0	0-1	11	13	0	1.000



# MADDOX MCKEE

# 2

Utility • 5-4 • Junior • L/R • 2L • Montgomery, Texas (Lake Creek HS)

## SINGLE-GAME SEASON HIGHS

Hits	2 at #21/24 South Carolina (03/21/26) Nicholls (02/27/26)
Doubles	1 at McNeese (02/24/26)
Triples	1 at #21/24 South Carolina (03/21/26)
Home Runs	N/A
Total Bases	4 at #21/24 South Carolina (03/21/26)
RBlS	3 at #21/24 South Carolina (03/21/26)
Runs Scored	1, Eight Times
Walks	1, South Alabama (02/17/26)
Hit By Pitch	1, Texas A&M (03/15/26) at #1 Tennessee (03/07/26)
Sacrifice Flies	N/A
Sac Hits	N/A
At Bats	5 at McNeese (02/24/26)
Stolen Bases	2, Michigan St. (02/20/26)
Putouts	5, Nicholls (02/27/26)
Assists	N/A

## SINGLE-GAME CAREER HIGHS

Hits	3, Three Times
Doubles	1, Six Times
Triples	1 at #21/24 South Carolina (03/21/26) McNeese (04/22/25)
Home Runs	1, at McNeese (04/01/25)
Total Bases	5, at McNeese (04/01/25)
RBlS	3 at #21/24 South Carolina (03/21/26)
Runs Scored	2, Five Times
Walks	2, at #8/6 Arkansas (05/02/25) #11/12 Texas A&M (03/30/24)
Hit By Pitch	2, Southeastern La. (02/09/25)
Sacrifice Flies	1, Three Times
Sac Hits	1, McNeese (04/22/25) #21/22 Northwestern (02/14/25)
At Bats	5 at McNeese (02/24/26)
Stolen Bases	2, Michigan St. (02/20/26) vs. UConn (05/17/25)
Putouts	5, Nicholls (02/27/26)
Assists	5, Southeastern La. (02/09/25)

## Complete bio

### Junior Season (2026)

- Recorded a career-high three RBI at No. 21/24 South Carolina on two hits (March 21).
- Logged her first hit of the season, a double, at McNeese (Feb. 24).
- Made 37 starts and appeared in 43 games with a .284 batting average with 29 hits, 21 runs and 14 RBI in 2025.
- Put together a five-game hitting streak and seven-game reach streak last season.
- Hit her first collegiate home run at McNeese (April 1), and first career triple vs. McNeese (April 22).

### 2026 SEASON GAME-BY-GAME

Date	Opponent	Pos	AB	R	H	RBI	2B	3B	HR	BB	SB	CS	HBP	SAC	SF	GDP	K	PO	A	E	Avg
Feb 08	ILLINOIS	of	1	0	0	1	0	0	0	0	0	0	0	0	0	0	0	1	0	0	.000
Feb 12	vs Oklahoma St	pr	0	0	0	0	0	0	0	0	1	0	0	0	0	0	0	0	0	0	.000
Feb 13	vs Duke	of	0	0	0	0	0	0	0	0	0	0	0	0	0	0	0	0	0	0	.000
Feb 14	vs UCF	of	0	0	0	0	0	0	0	0	0	0	0	0	0	0	0	0	0	0	.000
Feb 17	SOUTH ALABAMA	pr/of	0	1	0	0	0	0	0	1	0	0	0	0	0	0	0	0	0	0	.000
Feb 20	MICHIGAN ST	*dh/of	3	1	1	1	0	0	0	2	0	0	0	0	0	0	1	1	0	0	.000
Feb 21	ULL	ph/d	2	0	0	0	0	0	0	0	0	0	0	0	0	0	0	0	0	0	.000
Feb 21	MICHIGAN ST	pr	0	0	0	0	0	0	0	0	0	0	0	0	0	0	0	0	0	0	.000
Feb 24	at McNeese	*of	5	1	1	1	1	0	0	0	0	0	0	0	0	0	0	0	0	0	.091
Feb 27	NICHOLLS	*of	3	0	2	0	0	0	0	0	1	0	0	0	0	0	0	5	0	0	.214
Feb 28	IOWA	ph	1	1	1	0	0	0	0	0	0	0	0	0	0	0	0	0	0	0	.267
Feb 28	MEMPHIS	of	0	0	0	0	0	0	0	0	0	0	0	0	0	0	0	0	0	0	.267
Mar 06	at Tennessee	*of	2	0	0	0	0	0	0	0	0	0	0	0	0	0	0	1	3	0	.235
Mar 07	at Tennessee	*of	1	0	0	0	0	0	0	0	0	1	1	0	0	0	0	1	2	0	.222
Mar 08	at Tennessee	of	0	0	0	0	0	0	0	0	0	0	0	0	0	0	0	0	1	0	.222
Mar 14	TEXAS A&M	of	0	0	0	0	0	0	0	0	0	0	0	0	0	0	0	0	0	0	.222
Mar 15	TEXAS A&M	ph	0	1	0	0	0	0	0	0	0	0	0	1	0	0	0	0	0	0	.222
Mar 16	TEXAS A&M	pr	0	0	0	0	0	0	0	0	0	0	0	0	0	0	0	0	0	0	.222
Mar 21	at South Carolina	of	2	0	2	3	0	1	0	0	0	0	0	0	0	0	0	1	0	0	.300
Mar 22	at South Carolina	*of	3	0	0	0	0	0	0	0	0	0	0	0	0	0	3	1	0	0	.261
Mar 27	OKLAHOMA	pr	0	0	0	0	0	0	0	0	0	0	0	0	0	0	0	0	0	0	.261
Apr 03	at Missouri	ph	3	1	1	2	0	0	0	0	0	0	0	0	0	0	1	0	0	0	.269
Apr 04	at Missouri	*dh	2	0	0	0	0	0	0	0	0	0	0	0	0	0	0	0	0	0	.250
Apr 11	ARIZONA	pr	0	1	0	0	0	0	0	0	0	0	0	0	0	0	0	0	0	0	.250
Apr 12	ARIZONA	of	1	0	0	0	0	0	0	0	0	0	0	0	0	0	0	0	0	0	.241
Apr 17	OLE MISS	*of	1	0	0	0	0	0	0	0	0	0	0	0	0	0	0	0	0	0	.226
Apr 18	OLE MISS	ph/of	2	0	0	0	0	0	0	0	0	0	0	0	0	0	0	1	0	0	.219
Apr 24	at Mississippi State	ph	1	0	0	0	0	0	0	0	0	0	0	0	0	0	0	1	0	0	.212
Apr 25	at Mississippi State	ph/of	1	0	0	0	0	0	0	0	0	0	0	0	0	0	0	1	0	0	.206
Apr 26	at Mississippi State	of	0	0	0	0	0	0	0	0	0	0	0	0	0	0	0	0	1	0	.206
Apr 30	AUBURN	pr/of	0	0	0	0	0	0	0	0	0	0	0	0	0	0	0	0	0	0	.206
May 02	AUBURN-1	of	1	1	1	1	0	0	0	0	0	0	0	0	0	0	0	0	0	0	.229
May 15	AKRON	pr	0	0	0	0	0	0	0	0	0	0	0	0	0	0	0	0	0	0	.229
Totals			35	8	8	9	1	1	0	1	4	1	2	0	0	0	9	17	0	0	.229

On base pct. .289 • Slugging pct. .314

### MCKEE'S CAREER STATS

Year	avg	gp-gs	ab	r	h	2b	3b	hr	rbi	tb	slg%	bb	hbp	so	gdp	ob%	sf	sh	sb-att	po	a	e	fld%
2024	.237	32-17	59	11	14	2	0	0	7	16	.271	5	1	7	0	.299	2	0	1-2	13	20	5	.868
2025	.284	43-37	102	21	29	3	1	1	14	37	.363	15	4	11	1	.393	1	2	10-12	23	18	2	.953
2026	.229	33-8	35	8	8	1	1	0	9	11	.314	1	2	9	0	.289	0	0	4-5	17	0	0	1.000
TOTAL	.260	108-62	196	40	51	6	2	1	30	64	.327	21	7	27	1	.348	3	2	15-19	53	38	7	.929



# GRADIE APPLING

# 4

Utility • 5-5 • Freshman • R/R • HS • Juliette, Ga. (Tattnall Square Academy)

### SINGLE-GAME SEASON HIGHS

Hits	1, Three Times
Doubles	1, Louisiana Tech (03/24/26)
Triples	N/A
Home Runs	N/A
Total Bases	2, Louisiana Tech (03/24/26)
RBI's	1, Louisiana Tech (03/24/26)
Runs Scored	1, Auburn (05/02/26) at Nicholls (03/10/26)
Walks	N/A
Hit By Pitch	1 at Mississippi St. (04/26/26)
Sacrifice Flies	N/A
Sac Hits	N/A
At Bats	1, Four Times
Stolen Bases	N/A
Putouts	N/A
Assists	N/A

### SINGLE-GAME CAREER HIGHS

Hits	1, Three Times
Doubles	1, Louisiana Tech (03/24/26)
Triples	N/A
Home Runs	N/A
Total Bases	2, Louisiana Tech (03/24/26)
RBI's	1, Louisiana Tech (03/24/26)
Runs Scored	1, Auburn (05/04/26) at Nicholls (03/10/26)
Walks	N/A
Hit By Pitch	1 at Mississippi St. (04/26/26)
Sacrifice Flies	N/A
Sac Hits	N/A
At Bats	1, Four Times
Stolen Bases	N/A
Putouts	N/A
Assists	N/A

### Complete bio

#### Freshman Season (2026)

- First collegiate hit was a run-scoring double versus Louisiana Tech (March 24).
- A four-year letterwinner at Tattnall Square Academy.
- Led her high school team to a 2024 Georgia Independent School Association State Championship title.
- A four-time All-State selection and two-time Region Player of the Year.

#### 2026 SEASON GAME-BY-GAME

Date	Opponent	Pos	AB	R	H	RBI	2B	3B	HR	BB	SB	CS	HBP	SAC	SF	GDP	K	PO	A	E	Avg	
Feb 08	ILLINOIS	ph	1	0	0	0	0	0	0	0	0	0	0	0	0	0	0	1	0	0	0	.000
Feb 27	NICHOLLS	pr	0	0	0	0	0	0	0	0	0	0	0	0	0	0	0	0	0	0	0	.000
Mar 10	at Nicholls	pr	0	1	0	0	0	0	0	0	0	0	0	0	0	0	0	0	0	0	0	.000
Mar 22	at South Carolina	pr	0	0	0	0	0	0	0	0	0	0	0	0	0	0	0	0	0	0	0	.000
Mar 24	LOUISIANA TECH	ph	1	0	1	1	1	0	0	0	0	0	0	0	0	0	0	0	0	0	0	.500
Apr 26	at Mississippi State	ph	0	0	0	0	0	0	0	0	0	0	1	0	0	0	0	0	0	0	0	.500
Apr 28	MCNEESE	ph	1	0	1	0	0	0	0	0	0	0	0	0	0	0	0	0	0	0	0	.667
May 02	AUBURN-1	ph	1	1	1	0	0	0	0	0	0	0	0	0	0	0	0	0	0	0	0	.750
Totals		ogs	4	2	3	1	1	0	0	0	0	0	1	0	0	0	0	1	0	0	0	.750

On base pct. .800 • Slugging pct. 1.000

### APPLING'S CAREER STATS

Year	avg	gp-gs	ab	r	h	2b	3b	hr	rbi	tb	slg%	bb	hbp	so	gdp	ob%	sf	sh	sb-att	po	a	e	fld%
2026	.750	8-0	4	2	3	1	0	0	1	4	1.000	0	1	1	0	.800	0	0	0-0	0	0	0	.000
TOTAL	.750	8-0	4	2	3	1	0	0	1	4	1.000	0	1	1	0	.800	0	0	0-0	0	0	0	.000



# JALIA LASSITER

# 7

Outfielder • 5-7 • Senior • R/R • 1L • Atmore, Ala. (Ole Miss)

## SINGLE-GAME SEASON HIGHS

Hits	4, Auburn (05/02/26)
Doubles	2, Auburn (05/02/26) at #21/24 South Carolina (03/20/26)
Triples	1 vs. #22/19 Duke (02/13/26) Lamar (02/08/26)
Home Runs	1, Nine Times
Total Bases	6, Three Times
RBI	3, Three Times
Runs Scored	3, Five Times
Walks	3, Ole Miss (04/17/26)
Hit By Pitch	2, Michigan St. (02/20/26) Nevada (02/07/26)
Sacrifice Flies	1, Four Times
Sac Hits	1, Iowa (02/28/26)
At Bats	6 at Missouri (04/03/26) at #21/24 South Carolina (03/20/26)
Stolen Bases	2, South Alabama (02/17/26)
Putouts	5 at #21/24 South Carolina (03/20/26)
Assists	1, #5/3 Oklahoma (03/28/26) Memphis (02/27/26)

## SINGLE-GAME CAREER HIGHS

Hits	4, Auburn (05/02/26) at #13/15 Georgia (03/22/25)
Doubles	2, Five Times*
Triples	1, 12 Times*
Home Runs	1, 19 Times*
Total Bases	8, at #13/15 Georgia (03/22/25)
RBI	4, Three Times*
Runs Scored	3, Nine Times*
Walks	3, Three Times*
Hit By Pitch	2, Michigan St. (02/20/26) Nevada (02/07/26)
Sacrifice Flies	1, 11 Times*
Sac Hits	1, 10 Times*
At Bats	6, Three Times*
Stolen Bases	3, Memphis (03/28/2023)*
Putouts	8 vs. LSU (05/10/2023)*
Assists	1, Eight Times*

\* Includes games played at Ole Miss

## Complete bio

### Senior Season (2026)

- Has logged 60 hits and 60 runs this season.
- Has hits in 14 of 16 games, and seven multi-hit games during stretch.
- Has a career-best nine home runs in the 2026 season, and 12 total as an LSU Tiger.
- Secured LSU rally with a two-run walk-off home run vs. NC State (Feb. 6).
- Selected to the 2026 NFCA Gulf All-Region Team, making her a four-time NFCA All-Region Selection.
- Was 4-for-4 with four RBI and hit her first career grand slam at No. 13/15 Georgia (March 22, 2025).

## 2026 SEASON GAME-BY-GAME

Date	Opponent	Pos	AB	R	H	RBI	2B	3B	HR	BB	SB	CS	HBP	SAC	SF	GDP	K	PO	A	E	Avg	
Feb 05	NC STATE	*of	2	2	2	3	0	0	0	1	0	0	0	0	1	0	0	0	0	0	1.000	
Feb 06	NEVADA	*of	3	1	0	0	0	0	0	1	1	0	0	0	0	0	1	1	0	0	.400	
Feb 06	NC STATE	*of	3	1	2	0	0	1	2	1	0	0	0	0	0	0	0	3	0	0	.375	
Feb 07	NEVADA	*of	2	2	0	1	0	0	0	0	0	0	2	0	0	0	1	2	0	0	.300	
Feb 08	ILLINOIS	*of	3	1	1	1	0	0	0	0	1	0	0	0	0	0	0	0	0	0	.308	
Feb 08	LAMAR	*of	3	2	2	2	1	1	0	1	1	0	0	0	0	0	0	1	0	0	.375	
Feb 12	vs Nebraska	*of	4	0	1	0	0	0	0	0	0	0	0	0	0	0	2	4	0	0	.350	
Feb 12	vs Oklahoma St	*of	4	2	1	0	0	0	0	0	0	0	0	0	0	0	0	2	0	0	.333	
Feb 13	vs Duke	*of	4	1	3	0	1	1	0	0	0	0	0	0	0	0	0	3	0	0	.393	
Feb 14	vs UCF	*of	3	1	3	0	0	0	0	1	0	0	0	0	0	0	0	0	0	0	.452	
Feb 15	vs UCL	*of	2	0	1	0	0	0	0	1	0	0	0	0	0	0	1	2	0	0	.455	
Feb 17	SOUTH ALABAMA	*of	1	3	1	0	0	0	2	2	1	0	0	0	0	0	0	0	0	0	.471	
Feb 20	MICHIGAN ST	*of	1	1	1	2	0	0	0	0	0	2	0	1	0	0	0	1	0	0	.486	
Feb 21	ULL	*of	5	0	0	0	0	0	0	0	0	0	0	0	0	0	0	2	0	0	.425	
Feb 21	MICHIGAN ST	*of	3	0	2	0	0	0	0	1	1	0	0	0	0	0	0	0	0	0	.442	
Feb 22	HOWARD	*of	3	1	0	0	0	0	0	0	0	0	0	0	0	0	0	1	0	0	.413	
Feb 24	at McNeese	*of	3	1	1	1	0	0	2	0	1	0	0	0	0	0	0	2	0	0	.408	
Feb 27	NICHOLLS	*of	3	1	1	1	0	0	0	0	0	0	1	0	0	0	1	4	0	0	.404	
Feb 27	MEMPHIS	*of	4	1	1	1	1	0	0	0	0	0	0	0	0	0	0	0	1	0	.393	
Feb 28	IOWA	*of	2	1	0	0	0	0	0	1	0	0	0	1	0	0	0	3	0	0	.379	
Feb 28	MEMPHIS	*of	4	0	0	0	0	0	0	1	1	0	0	0	0	0	1	0	0	0	.377	
Mar 06	at Tennessee	*of	3	0	0	0	0	0	0	0	0	0	0	0	0	1	0	1	0	0	.359	
Mar 07	at Tennessee	*of	4	2	2	1	0	0	1	0	0	0	0	0	0	0	0	1	0	0	.368	
Mar 08	at Tennessee	*of	2	1	1	2	0	0	1	2	0	0	0	0	0	0	0	0	0	0	.371	
Mar 10	at Nicholls	*of	3	1	1	1	0	0	0	0	0	0	1	0	0	0	0	1	0	0	.370	
Mar 14	TEXAS A&M	*of	4	0	0	0	0	0	0	0	0	0	0	0	0	0	2	0	0	0	.351	
Mar 15	TEXAS A&M	*of	2	0	0	0	0	0	0	1	0	0	0	1	0	0	0	1	0	0	.342	
Mar 16	TEXAS A&M	*of	3	0	0	0	1	0	0	0	1	0	0	0	0	0	2	1	0	0	.329	
Mar 20	at South Carolina	*of	6	1	2	0	2	0	0	0	0	0	0	0	0	0	1	5	0	0	.330	
Mar 21	at South Carolina	*of	4	0	0	0	0	0	0	0	0	0	0	0	0	0	2	2	0	0	.315	
Mar 22	at South Carolina	*of	4	0	0	0	0	0	0	0	0	0	0	0	0	0	1	1	0	0	.302	
Mar 24	LOUISIANA TECH	*of	3	2	2	1	0	0	1	0	0	0	0	0	0	0	0	0	0	0	.313	
Mar 27	OKLAHOMA	*of	4	2	3	1	0	0	1	0	0	0	0	0	0	0	0	1	0	0	.330	
Mar 28	OKLAHOMA	*of	2	1	1	0	0	0	0	1	0	0	0	0	0	0	0	2	1	0	.333	
Mar 29	OKLAHOMA	*of	2	1	0	0	0	0	0	1	0	0	1	0	0	0	1	1	0	0	.327	
Apr 02	at Missouri	*of	4	1	1	1	0	0	0	0	1	0	0	0	0	0	0	2	0	0	.324	
Apr 03	at Missouri	*of	6	3	1	2	0	0	1	0	0	0	0	0	0	0	2	1	0	0	.316	
Apr 03	at Missouri	*of	3	0	1	0	0	0	0	0	0	0	0	0	0	0	0	1	0	0	.317	
Apr 07	CENTRAL ARK	*of	3	3	0	0	0	0	2	1	1	0	0	0	0	0	0	0	0	0	.317	
Apr 10	ARIZONA	*of	1	1	0	0	0	0	0	2	0	0	0	0	0	0	0	2	0	0	.315	
Apr 11	ARIZONA	*of	2	1	0	0	0	0	0	0	0	0	1	0	0	0	0	2	0	0	.310	
Apr 12	ARIZONA	*of	4	1	3	0	0	0	0	0	0	0	0	0	0	0	0	2	0	0	.323	
Apr 14	at ULL	*of	3	1	1	2	0	0	1	1	0	0	0	0	0	0	0	1	0	0	.323	
Apr 17	OLE MISS	*of	1	0	1	0	0	0	0	3	0	0	0	0	0	0	0	1	0	0	.328	
Apr 18	OLE MISS	*of	2	3	2	1	1	0	0	1	0	0	0	0	0	0	0	1	0	0	.338	
Apr 19	OLE MISS	*of	4	2	2	2	1	0	0	0	0	0	0	0	0	0	1	1	0	0	.343	
Apr 24	at Mississippi State	*of	3	0	1	1	1	0	0	1	0	0	0	0	0	0	0	1	0	0	.343	
Apr 25	at Mississippi State	*of	4	1	1	0	0	0	0	0	0	0	0	0	0	0	2	0	0	0	.340	
Apr 26	at Mississippi State	*of	4	1	1	0	0	0	0	0	0	0	0	0	0	0	2	2	0	0	.338	
Apr 28	MCNEESE	*of	2	2	1	3	0	0	1	0	0	0	1	0	0	0	0	1	0	0	.340	
Apr 30	AUBURN	*of	4	0	2	1	0	0	0	0	0	0	0	0	0	0	0	2	0	0	.344	
May 02	AUBURN-1	*of	5	3	4	3	2	0	0	0	0	0	0	0	0	0	0	2	0	0	.358	
May 02	AUBURN-2	*of	4	1	2	0	1	0	0	0	0	0	0	0	0	0	0	2	0	0	.361	
May 06	vs Georgia	*of	4	1	0	0	0	0	0	0	0	0	0	0	0	0	2	1	0	0	.353	
May 15	AKRON	*of	3	1	0	0	0	0	0	1	0	0	0	0	0	0	1	2	0	0	.347	
May 16	VIRGINIA TECH	*of	3	0	1	1	0	0	0	0	0	0	0	0	1	0	0	2	0	0	.347	
May 17	VIRGINIA TECH	*of	5	1	2	2	0	0	1	0	0	0	0	0	0	0	1	3	0	0	.348	
Totals			57gs	181	61	63	40	13	2	9	30	10	1	12	1	4	1	29	80	2	0	.348

On base pct. .463 • Slugging pct. .591

## LASSITER'S CAREER STATS (AT OLE MISS 2023-2024)

YEAR	AVG	GS-GP	AB	R	H	2B	3B	HR	RBI	TB	SLG%	BB	HBP	SO	GDP	OB%	SF	SH	SB-ATT	PO	A	E	FLD%
2023	.287	59-60	167	38	48	8	5	3	22	75	.449	18	4	18	0	.366	2	4	18-22	96	2	0	1.000
2024	.314	58-58	194	34	61	8	4	4	29	89	.459	29	1	26	2	.404	1	2	19-25	74	2	1	.987
Total	.302	117-118	361	72	109	16	9	7	51	164	.454	47	5	44	2	.387	3	6	37-47	170	4	1	.991

## LASSITER'S CAREER STATS (AT LSU)

Year	avg	gp-gs	ab	r	h	2b	3b	hr	rbi	tb	slg%	bb	hbp	so	gdp	ob%	sf	sh	sb-att	po	a	e	fld%
2025	.330	58-58	185	51	61	15	1	3	41	87	.470	22	4	20	0	.405	4	3	5-6	57	2	0	1.000
2026	.348	57-57	181	61	63	13	2	9	40	107	.591	30	12	29	1	.463	4	1	10-11	80	2	0	1.000
TOTAL	.339	115-115	366	112	124	28	3	12	81	194	.530	52	16	49	1	.434	8	4	15-17	137	4	0	1.000



# CALI DEAL

# 8

Pitcher • 6-0 • Freshman • R/L • HS • Quitman, La. (Quitman HS)

## SINGLE-GAME SEASON HIGHS

Innings Pitched	4.0 at Nicholls (03/10/26)
Strikeouts	3 at Nicholls (03/10/26)
Batters Faced	15 at Nicholls (03/10/26)
Putouts	N/A
Assists	2 at Nicholls (03/10/26)
Runners CS	N/A

## Complete bio

### Freshman Season (2026)

- Earned win in first collegiate start at Nicholls (March 10).
- A three-time LHSCA First Team selection and three-time LSWA First Team honoree at Quitman High.
- Was a finalist for the 2024 Louisiana Gatorade Player of the Year award.
- Won a National Championship in the 2023-24 Patriot Game Tournament with her club team, the Texas Bombers.

### 2026 SEASON GAME-BY-GAME

Date	Opponent	Pos	AB	R	H	RBI	2B	3B	HR	BB	SB	CS	HBP	SAC	SF	GDP	K	PO	A	E	Avg	
Feb 08	ILLINOIS	p	0	0	0	0	0	0	0	0	0	0	0	0	0	0	0	0	0	0	1	.000
Mar 10	at Nicholls	*p	0	0	0	0	0	0	0	0	0	0	0	0	0	0	0	0	2	0	0	.000
Totals		1gs	0	0	0	0	0	0	0	0	0	0	0	0	0	0	0	0	2	1	0	.000

On base pct. .000 • Slugging pct. .000

## SINGLE-GAME CAREER HIGHS

Innings Pitched	4.0 at Nicholls (03/10/26)
Strikeouts	3 at Nicholls (03/10/26)
Batters Faced	15 at Nicholls (03/10/26)
Putouts	N/A
Assists	2 at Nicholls (03/10/26)
Runners CS	N/A

### #8 Cali Deal - 7 appearances (All games)

Date	Opponent	GS	IP	H	R	ER	BB	SO	2B	3B	HR	WP	BK	HBP	IBB	Score	W-L	Sv	ERA	NP
Feb 08	ILLINOIS		1.0	2	1	0	0	2	1	0	0	0	0	0	0	9-1	0-0	0	0.00	16
Feb 27	MEMPHIS		1.0	0	0	0	0	2	0	0	0	0	0	0	1	11-2	0-0	0	0.00	15
Mar 10	at Nicholls	*	4.0	2	1	1	1	3	1	0	0	0	0	0	0	12-2	1-0	0	1.17	65
Mar 14	TEXAS A&M		3.0	1	2	2	1	2	0	0	1	0	0	0	0	2-7	1-0	0	2.33	37
Mar 24	LOUISIANA TECH		1.0	1	0	0	0	1	0	0	0	0	0	0	0	9-0	1-0	0	2.10	10
Apr 07	CENTRAL ARK		1.2	0	0	0	3	1	0	0	0	0	0	0	0	9-1	1-0	0	1.80	39
Apr 28	MCNEESE		1.0	0	0	0	1	1	0	0	0	0	0	1	0	16-0	1-0	0	1.66	16
Totals		1	12.2	6	4	3	6	10	2	0	1	0	0	2	0	68-13	1-0	0	1.66	-

## DEAL'S CAREER STATS

Year	avg	gp-gs	ab	r	h	2b	3b	hr	rbi	tb	slg%	bb	hbp	so	gdp	ob%	sf	sh	sb-att	po	a	e	fld%
2026	.000	0-0	0	0	0	0	0	0	0	0	.000	0	0	0	0	.000	0	0	0-0	0	2	1	.667
TOTAL	.000	0-0	0	0	0	0	0	0	0	0	.000	0	0	0	0	.000	0	0	0-0	0	2	1	.667

Year	era	w-l	app	gs	cg	sho	sv	ip	h	r	er	bb	so	2b	3b	hr	bf	bavg	wp	hbp	bk	sfa	sha
2026	1.66	1-0	7	1	0	0/2	0	12.2	6	4	3	6	10	2	0	1	52	.136	0	2	0	0	0
TOTAL	1.66	1-0	7	1	0	0/2	0	12.2	6	4	3	6	10	2	0	1	52	.136	0	2	0	0	0



# RYLIE JOHNSON

# 10

Outfield • 5-6 • Freshman • L/L • HS • Spotsylvania, Va. (Fredericksburg HS)

## SINGLE-GAME SEASON HIGHS

Hits	1, Eight Times
Doubles	1, Auburn (05/02/26) McNeese (04/28/26)
Triples	N/A
Home Runs	1, Central Arkansas (04/07/26) at #1 Tennessee (03/08/26)
Total Bases	4, Central Arkansas (04/07/26) at #1 Tennessee (03/08/26)
RBI	2, Auburn (05/02/26)
Runs Scored	1, Seven Times
Walks	1, Four Times
Hit By Pitch	1 vs. RV/#23 Oklahoma St. (02/12/26) Lamar (02/08/26)
Sacrifice Flies	N/A
Sac Hits	N/A
At Bats	4 at Nicholls (03/10/26)
Stolen Bases	1, South Alabama (02/17/26)
Putouts	1, Ole Miss (04/18/26) at #1 Tennessee (03/08/26)
Assists	N/A

## SINGLE-GAME CAREER HIGHS

Hits	1, Eight Times
Doubles	1, Auburn (05/02/26) McNeese (04/28/26)
Triples	N/A
Home Runs	1, Central Arkansas (04/07/26) at #1 Tennessee (03/08/26)
Total Bases	4, Central Arkansas (04/07/26) at #1 Tennessee (03/08/26)
RBI	2, Auburn (05/02/26)
Runs Scored	1, Seven Times
Walks	1, Four Times
Hit By Pitch	1 vs. RV/#23 Oklahoma St. (02/12/26) Lamar (02/08/26)
Sacrifice Flies	N/A
Sac Hits	N/A
At Bats	4 at Nicholls (03/10/26)
Stolen Bases	1, South Alabama (02/17/26)
Putouts	1, Ole Miss (04/18/26) at #1 Tennessee (03/08/26)
Assists	N/A

## Complete bio

### Freshman Season (2026)

- First two collegiate homers were leadoff solo blasts (at Tennessee, March 8; vs. Central Arkansas, April 7).
- Hit her first career home run in her first SEC start and at-bat at No. 1 Tennessee (March 8).
- A three-time champion at Fredericksburg Christian High School.
- A 2023 and 2025 Virginia Christian Athletic Conference Player of the Year.
- Played club for Virginia Unity, where she is a five-time champion and 2025 PGF Senior All-American

### 2026 SEASON GAME-BY-GAME

Date	Opponent	Pos	AB	R	H	RBI	2B	3B	HR	BB	SB	CS	HBP	SAC	SF	GDP	K	PO	A	E	Avg
Feb 06	NC STATE	*of	1	0	0	0	0	0	0	0	0	0	0	0	0	0	1	0	0	0	.000
Feb 07	NEVADA	ph	0	0	0	1	0	0	0	1	0	0	0	0	0	0	0	0	0	0	.000
Feb 08	LAMAR	*of	2	1	1	0	0	0	0	0	0	0	1	0	0	0	0	0	0	0	.333
Feb 12	vs Oklahoma St	*dh	1	1	0	0	0	0	0	1	0	0	1	0	0	0	0	0	0	0	.250
Feb 14	vs UCF	ph	1	0	0	0	0	0	0	0	0	0	0	0	0	0	1	0	0	0	.200
Feb 15	vs UCLA	*of	2	0	0	0	0	0	0	0	0	0	0	0	0	0	0	0	0	0	.143
Feb 17	SOUTH ALABAMA	ph	0	0	0	0	0	0	0	1	1	0	0	0	0	0	0	0	0	0	.143
Feb 21	ULL	*dh	2	0	0	0	0	0	0	0	0	0	0	0	0	0	0	0	0	0	.111
Feb 22	HOWARD	ph	1	0	0	0	0	0	0	0	0	0	0	0	0	0	1	0	0	0	.100
Feb 28	MEMPHIS	ph/of	1	0	0	0	0	0	0	0	0	0	0	0	0	0	0	0	0	0	.091
Mar 08	at Tennessee	*of	3	1	1	1	0	0	1	0	0	0	0	0	0	0	0	1	0	0	.143
Mar 10	at Nicholls	*dh	4	0	1	0	0	0	0	0	0	0	0	0	0	0	0	0	0	0	.167
Mar 14	TEXAS A&M	*dh	2	0	0	0	0	0	0	1	0	0	0	0	0	0	0	0	0	0	.150
Mar 24	LOUISIANA TECH	of	1	1	0	0	0	0	0	0	0	0	0	0	0	0	0	0	0	0	.143
Mar 29	OKLAHOMA	ph	1	0	0	0	0	0	0	0	0	0	0	0	0	0	0	0	0	0	.136
Apr 02	at Missouri	*dh	3	1	1	1	0	0	0	0	0	0	0	0	0	0	0	1	0	0	.160
Apr 07	CENTRAL ARK	*dh	3	1	1	1	0	0	1	0	0	0	0	0	0	0	0	0	0	0	.179
Apr 10	ARIZONA	*dh	1	0	0	0	0	0	0	0	0	0	0	0	0	0	0	0	0	0	.172
Apr 11	ARIZONA	ph	1	0	0	0	0	0	0	0	0	0	0	0	0	0	0	0	0	0	.167
Apr 14	at ULL	ph	1	0	1	0	0	0	0	0	0	0	0	0	0	0	0	0	0	0	.194
Apr 18	OLE MISS	*of	2	0	0	0	0	0	0	0	0	0	0	0	0	0	0	1	1	0	.182
Apr 25	at Mississippi State	ph	1	0	0	0	0	0	0	0	0	0	0	0	0	0	0	0	0	0	.176
Apr 26	at Mississippi State	ph	1	0	0	0	0	0	0	0	0	0	0	0	0	0	0	0	0	0	.171
Apr 28	MCNEESE	ph	1	1	1	0	1	0	0	0	0	0	0	0	0	0	0	0	0	0	.194
Apr 30	AUBURN	ph	1	0	0	0	0	0	0	0	0	0	0	0	0	0	0	0	0	0	.189
May 02	AUBURN-1	ph/of	1	0	1	2	1	0	0	0	0	0	0	0	0	0	0	0	0	0	.211
May 02	AUBURN-2	ph	1	0	0	0	0	0	0	0	0	0	0	0	0	0	0	0	0	0	.205
May 06	vs Georgia	*dh	2	0	0	0	0	0	0	0	0	0	0	0	0	0	1	0	0	0	.195
Totals			13gs	41	7	8	5	2	0	2	4	1	0	2	0	0	0	6	2	0	.195

On base pct. .298 • Slugging pct. .390

### JOHNSON'S CAREER STATS

Year	avg	gp-gs	ab	r	h	2b	3b	hr	rbi	tb	slg%	bb	hbp	so	gdp	ob%	sf	sh	sb-att	po	a	e	fld%
2026	.195	28-13	41	7	8	2	0	2	5	16	.390	4	2	6	0	.298	0	0	1-1	2	0	0	1.000
TOTAL	.195	28-13	41	7	8	2	0	2	5	16	.390	4	2	6	0	.298	0	0	1-1	2	0	0	1.000



# LAURYN SOEKEN

# 11

Pitcher • 5-9 • Freshman • R/R • HS • Katy, Texas (Katy HS)

### SINGLE-GAME SEASON HIGHS

Innings Pitched	N/A
Strikeouts	N/A
Batters Faced	N/A
Putouts	N/A
Assists	N/A
Runners CS	N/A

### [Complete bio](#)

#### Freshman Season (2026)

- Played at Katy High School.
- Selected to the 19-6A All-District First Team.
- Played club for Impact Gold and won the USSSA State Gold Glove Award.

### 2026 SEASON GAME-BY-GAME

### SINGLE-GAME CAREER HIGHS

Innings Pitched	N/A
Strikeouts	N/A
Batters Faced	N/A
Putouts	N/A
Assists	N/A
Runners CS	N/A

### SOEKEN'S CAREER STATS



# MACI BERGERON

# 12

Catcher · 5-4 · Senior · R/R · 3L · Rayne, La. (Notre Dame HS)

## Complete bio

### SINGLE-GAME SEASON HIGHS

Hits	3, #11/14 Virginia Tech (05/16/26) Central Arkansas (04/07/26)
Doubles	1, 10 Times
Triples	N/A
Home Runs	1, Three Times
Total Bases	6, #11/14 Virginia Tech (05/16/26)
RBI's	3, Three Times
Runs Scored	2, Auburn (05/02/26) Memphis (02/28/26)
Walks	2 at Nicholls (03/10/26) vs. #22/19 Duke (02/13/26)
Hit By Pitch	1 at Mississippi St. (04/25/26)
Sacrifice Flies	N/A
Sac Hits	N/A
At Bats	6 at #21/24 South Carolina (03/20/26)
Stolen Bases	N/A
Putouts	11, Akron (05/15/26) at Missouri (04/02/26)
Assists	2, #16 Texas A&M (03/15/26)
Runners CS	1, Six Times

### SINGLE-GAME CAREER HIGHS

Hits	3, Six Times
Doubles	2, at #10 Florida (04/07/24)
Triples	N/A
Home Runs	2, #23 Kentucky (03/16/25)
Total Bases	8, #23 Kentucky (03/16/25)
RBI's	5, #23 Kentucky (03/16/25)
Runs Scored	3, #10/11 South Carolina (03/28/25)
Walks	3, Charlotte (02/07/25)
Hit By Pitch	1, Five Times
Sacrifice Flies	1, Five Times
Sac Hits	N/A
At Bats	6 at #21/24 South Carolina (03/20/26)
Stolen Bases	N/A
Putouts	14, at #10 Florida (04/07/24)
Assists	2, Five Times
Runners CS	1, 26 Times

### Senior Season (2026)

- Has hit four home runs in the NCAA Tournament, including one last weekend (two in 2024, two on May 19).
- Has reached safely in 13 consecutive games, including a three-game hitting streak.
- Led LSU with a .600 batting average behind six hits in the 2026 Baton Rouge Regional.
- The program's all-time leader with a .995 fielding percentage and has thrown out 26 runners in her career.
- Tabbed a 2025 NFCA All-American and All-SEC selection.
- Her first home run in 2026 was the 15th of her career (Feb. 28 vs. Memphis).

### 2026 SEASON GAME-BY-GAME

Date	Opponent	Pos	AB	R	H	RBI	2B	3B	HR	BB	SB	CS	HBP	SAC	SF	GDP	K	PO	A	E	Avg	
Feb 05	NC STATE	*c	3	1	1	1	1	0	0	0	0	0	0	0	0	0	0	0	0	0	.333	
Feb 06	NEVADA	*c	4	0	0	0	0	0	0	0	0	0	0	0	0	0	2	6	0	0	.143	
Feb 06	NC STATE	*c	3	0	0	0	0	0	0	1	0	0	0	0	0	0	0	7	0	0	.100	
Feb 07	NEVADA	*c	3	0	1	2	1	0	0	1	0	0	0	0	0	0	0	8	0	0	.154	
Feb 08	ILLINOIS	*c	2	0	1	0	0	0	0	1	0	0	0	0	0	0	0	1	0	0	.200	
Feb 08	LAMAR	*dh	2	1	1	1	1	0	0	1	0	0	0	0	0	0	1	0	0	0	.235	
Feb 12	vs Nebraska	*c	3	0	0	0	0	0	0	0	0	0	0	0	0	0	2	2	0	0	.200	
Feb 12	vs Oklahoma St	*c	4	0	0	0	0	0	0	0	0	0	0	0	0	0	0	3	0	0	.167	
Feb 13	vs Duke	*c	2	0	0	1	0	0	0	2	0	0	0	0	0	0	0	7	0	0	.154	
Feb 14	vs UCF	*c	4	0	2	1	0	0	0	0	0	0	0	0	0	0	0	7	0	0	.200	
Feb 15	vs UCLA	*c	3	0	1	0	0	0	0	0	0	0	0	0	0	1	1	5	0	0	.212	
Feb 17	SOUTH ALABAMA	*c	2	0	0	0	0	0	0	1	0	0	0	0	0	0	0	0	1	0	.200	
Feb 20	MICHIGAN ST	*c/dh	3	0	1	1	0	0	0	0	0	0	0	0	0	0	1	3	0	0	.211	
Feb 21	LUI	*c	5	0	1	0	1	0	0	0	0	0	0	0	0	0	0	6	0	0	.209	
Feb 21	MICHIGAN ST	*c	3	0	0	0	0	0	0	1	0	0	0	0	0	0	0	8	1	0	.196	
Feb 27	NICHOLLS	*dh	2	0	1	1	0	0	0	1	0	0	0	0	0	0	1	0	0	0	.208	
Feb 27	MEMPHIS	*dh	1	0	0	1	0	0	0	1	0	0	0	0	0	0	1	0	0	0	.204	
Feb 28	IOWA	*c	3	0	0	0	0	0	0	0	0	0	0	0	0	0	0	2	1	0	.192	
Feb 28	MEMPHIS	*dh	3	2	1	2	0	0	1	1	0	0	0	0	0	0	0	0	0	0	.200	
Mar 07	at Tennessee	*c	3	0	2	0	0	0	0	0	0	0	0	0	0	0	0	2	0	0	.224	
Mar 07	at Tennessee	*c	3	1	1	3	0	0	1	0	0	0	0	0	0	0	0	1	0	0	.230	
Mar 08	at Tennessee	*c	3	0	0	0	0	0	0	1	0	0	0	0	0	0	0	4	0	0	.219	
Mar 10	at Nicholls	*c/dh	3	0	1	0	0	0	0	2	0	0	0	0	0	0	0	3	0	0	.224	
Mar 14	TEXAS A&M	*c	3	0	0	0	0	0	0	0	0	0	0	0	0	0	0	5	0	0	.214	
Mar 15	TEXAS A&M	*c	4	0	0	0	0	0	0	0	0	0	0	0	0	0	2	4	2	1	.203	
Mar 16	TEXAS A&M	*c	3	0	1	2	1	0	0	1	0	0	0	0	0	0	0	1	6	0	.208	
Mar 20	at South Carolina	*c	6	0	1	1	1	0	0	0	0	0	0	0	0	0	1	9	1	0	.205	
Mar 21	at South Carolina	*c	3	0	0	0	0	0	0	1	0	0	0	0	0	0	1	2	0	0	.198	
Mar 22	at South Carolina	*c	2	0	0	0	0	0	0	1	0	0	0	0	0	0	0	5	0	0	.193	
Mar 24	LOUISIANA TECH	*c	3	0	0	0	0	0	0	0	0	0	0	0	0	0	0	10	1	0	.187	
Mar 27	OKLAHOMA	*c	3	0	0	0	0	0	0	1	0	0	0	0	0	0	1	4	0	0	.181	
Mar 28	OKLAHOMA	*c	3	0	0	0	0	0	0	0	0	0	0	0	0	0	1	4	1	0	.175	
Mar 29	OKLAHOMA	*c	3	0	1	0	0	0	0	0	0	0	0	0	0	0	1	4	0	0	.180	
Apr 02	at Missouri	*c	3	0	1	1	0	0	0	0	0	0	0	0	0	0	0	11	0	0	.184	
Apr 03	at Missouri	*c	4	1	2	0	1	0	0	1	0	0	0	0	0	0	0	2	0	0	.196	
Apr 04	at Missouri	*c	2	0	0	0	0	0	0	1	0	0	0	0	0	0	0	5	0	0	.193	
Apr 07	CENTRAL ARK	*c	4	0	3	3	1	0	0	0	0	0	0	0	0	0	0	8	0	0	.212	
Apr 10	ARIZONA	*c	3	0	0	0	0	0	0	0	0	0	0	0	0	0	0	2	3	0	.207	
Apr 11	ARIZONA	*c	3	0	1	0	0	0	0	0	0	0	0	0	0	0	0	3	0	0	.210	
Apr 12	ARIZONA	*c	2	1	1	0	0	0	0	0	0	0	0	0	0	0	0	4	0	0	.215	
Apr 24	at Mississippi State	*c	3	0	1	0	0	0	0	1	0	0	0	0	0	0	1	1	1	0	.218	
Apr 25	at Mississippi State	*c	1	0	0	0	0	0	0	1	0	0	0	0	0	0	0	7	0	0	.216	
Apr 26	at Mississippi State	*c	2	0	1	0	0	0	0	1	0	0	0	0	0	0	0	2	0	0	.220	
Apr 28	MONEESE	*dh	2	1	1	2	0	0	0	0	0	0	0	0	0	0	0	0	0	0	.225	
Apr 30	AUBURN	*c	2	0	0	0	0	0	0	1	0	0	0	0	0	0	2	10	0	0	.221	
May 02	AUBURN-1	*c/dh	4	2	2	3	1	0	0	0	0	0	0	0	0	0	0	2	0	0	.230	
May 02	AUBURN-2	*c	3	0	2	1	1	0	0	1	0	0	0	0	0	0	1	7	0	0	.239	
May 06	vs Georgia	*c	2	0	0	0	0	0	0	1	0	0	0	0	0	0	1	5	0	0	.236	
May 15	AKRON	*c	3	0	1	0	0	0	0	0	0	0	0	0	0	0	1	11	0	0	.238	
May 16	VIRGINIA TECH	*c	3	1	3	2	0	0	1	1	0	0	0	0	0	0	0	3	0	0	.253	
May 17	VIRGINIA TECH	*c	4	1	2	2	0	0	0	0	0	0	0	0	0	0	0	2	0	0	.260	
Totals			51gs	150	11	39	31	10	0	3	27	0	0	1	0	0	1	25	223	10	1	.260

On base pct. .376 • Slugging pct. .387

### BERGERON'S CAREER STATS

Year	avg	gp-gs	ab	r	h	2b	3b	hr	rbi	tb	slg%	bb	hbp	so	gdp	ob%	sf	sh	sb-att	po	a	e	fld%
2023	.214	37-32	84	7	18	3	0	1	8	24	.286	11	3	22	1	.323	1	0	0-0	189	11	1	.995
2024	.254	53-49	138	10	35	6	0	4	19	53	.384	14	0	24	1	.318	2	1	0-0	305	23	1	.997
2025	.364	58-58	165	37	60	10	0	9	49	97	.588	45	1	20	1	.498	2	0	0-0	312	13	2	.994
2026	.260	51-51	150	11	39	10	0	3	31	58	.387	27	1	25	1	.376	0	0	0-0	223	10	1	.996
TOTAL	.283	199-190	537	65	152	29	0	17	107	232	.432	97	5	91	4	.394	5	1	0-0	1029	57	5	.995



# ASHLIN MOWERY

# 14

Utility • 5-11 • Freshman • R/R • HS • Lancaster, Ohio (Lancaster HS)

## SINGLE-GAME SEASON HIGHS

Hits	N/A
Doubles	N/A
Triples	N/A
Home Runs	N/A
Total Bases	N/A
RBI	N/A
Runs Scored	N/A
Walks	N/A
Hit By Pitch	N/A
Sacrifice Flies	N/A
Sac Hits	N/A
At Bats	N/A
Stolen Bases	N/A
Innings Pitched	5.1, Howard (02/22/26)
Strikeouts	4, Howard (02/22/26)
Batters Faced	19, Howard (02/22/26)
Putouts	N/A
Assists	1, Howard (02/22/26)
Runners CS	N/A

## Complete bio

### Freshman Season (2026)

- Threw a combined shutout in her first collegiate start with 5.1 innings against Howard (Feb. 22).
- Retired three of four batters she faced, including a strikeout, in her collegiate debut (vs. Lamar, Feb. 8).
- Played at Lancaster High School where she was named the 2025 Central Division I Player of the Year.
- A four-time Ohio Capital Conference First Team selection.
- Played club for Virginia Unity, helping her team win a PGF championship in 2024.

## 2026 SEASON GAME-BY-GAME

Date	Opponent	Pos	AB	R	H	RBI	2B	3B	HR	BB	SB	CS	HBP	SAC	SF	GDP	K	PO	A	E	Avg	
Feb 22	HOWARD	*p	0	0	0	0	0	0	0	0	0	0	0	0	0	0	0	0	1	0	0	.000
Apr 28	MCNEESE	p	0	0	0	0	0	0	0	0	0	0	0	0	0	0	0	0	1	1	1	.000
Totals		1gs	0	0	0	0	0	0	0	0	0	0	0	0	0	0	0	0	1	1	1	.000

On base pct. .000 • Slugging pct. .000

### #14 Ashlin Mowery - 7 appearances (All games)

Date	Opponent	GS	IP	H	R	ER	BB	SO	2B	3B	HR	WP	BK	HBP	IBB	Score	W-L	Sv	ERA	NP
Feb 08	LAMAR		1.0	0	0	0	0	1	0	0	0	0	0	1	0	8-0	0-0	0	0.00	19
Feb 15	vs UCLA		0.1	2	1	1	0	0	1	0	0	0	0	0	0	0-8	0-0	0	5.25	9
Feb 22	HOWARD	*	5.1	1	0	0	1	4	0	0	0	0	0	0	0	1-0	1-0	0	1.05	61
Feb 28	MEMPHIS		1.0	0	0	0	0	0	0	0	0	0	0	0	0	7-0	1-0	0	0.91	9
Mar 10	at Nicholls		2.0	0	0	0	0	0	0	0	0	0	0	0	0	12-2	1-0	0	0.72	24
Mar 24	LOUISIANA TECH		1.0	0	0	0	1	2	0	0	0	0	0	1	0	9-0	1-0	0	0.66	16
Apr 28	MCNEESE		1.0	0	0	0	0	0	0	0	0	0	0	0	0	16-0	1-0	0	0.60	15
Totals		1	11.2	3	1	1	2	7	1	0	0	0	0	0	2	0 53-10	1-0	0	0.60	-

## SINGLE-GAME CAREER HIGHS

Hits	N/A
Doubles	N/A
Triples	N/A
Home Runs	N/A
Total Bases	N/A
RBI	N/A
Runs Scored	N/A
Walks	N/A
Hit By Pitch	N/A
Sacrifice Flies	N/A
Sac Hits	N/A
At Bats	N/A
Stolen Bases	N/A
Innings Pitched	5.1, Howard (02/22/26)
Strikeouts	4, Howard (02/22/26)
Batters Faced	19, Howard (02/22/26)
Putouts	N/A
Assists	1, Howard (02/22/26)
Runners CS	N/A

## MOWERY'S CAREER STATS

Year	avg	gp-gs	ab	r	h	2b	3b	hr	rbi	tb	slg%	bb	hbp	so	gdp	ob%	sf	sh	sb-att	po	a	e	fld%
2026	.000	0-0	0	0	0	0	0	0	0	0	.000	0	0	0	0	.000	0	0	0-0	0	1	1	.500
TOTAL	.000	0-0	0	0	0	0	0	0	0	0	.000	0	0	0	0	.000	0	0	0-0	0	1	1	.500

Year	era	w-l	app	gs	cg	sho	sv	ip	h	r	er	bb	so	2b	3b	hr	bf	bavg	wp	hbp	bk	sfa	sha
2026	0.60	1-0	7	1	0	0/5	0	11.2	3	1	1	2	7	1	0	0	43	.079	0	2	0	0	1
TOTAL	0.60	1-0	7	1	0	0/5	0	11.2	3	1	1	2	7	1	0	0	43	.079	0	2	0	0	1



# JADYN LANEAUX

# 15

Outfield • 5-10 • Junior • L/R • 2L • Marietta, Ga. (Pope HS)

## SINGLE-GAME SEASON HIGHS

Hits	N/A
Doubles	N/A
Triples	N/A
Home Runs	N/A
Total Bases	N/A
RBlS	N/A
Runs Scored	N/A
Walks	N/A
Hit By Pitch	N/A
Sacrifice Flies	N/A
Sac Hits	N/A
At Bats	N/A
Stolen Bases	N/A
Putouts	N/A
Assists	N/A

## Complete bio

### Junior Season (2026)

- Made 52 starts and played in 56 games in left field in 2025.
- Concluded last season with a .313 batting average on 45 hits and had a .420 on-base percentage.
- Logged 11 multi-hit games, six multi-RBI games, and a six-game hitting streak.
- Led the outfield in 2025 with 89 putouts and had one assist and one error (.989 fielding percentage).

## 2025 SEASON GAME-BY-GAME

Date	Opponent	Pos	AB	R	H	RBI	2B	3B	HR	BB	SB	CS	HBP	SAC	SF	GDP	K	PO	A	E	Avg
Feb 07	CHARLOTTE	*of	4	0	1	0	0	0	0	0	0	0	0	0	0	0	1	2	0	0	.250
Feb 08	CENTRAL ARK	*of	1	1	1	0	0	1	0	0	0	0	0	0	0	0	0	2	0	0	.400
Feb 09	SOUTHEASTERN LA	*of	2	0	0	0	0	0	1	0	0	0	0	0	0	0	0	2	0	0	.286
Feb 14	UT ARLINGTON	of	1	0	0	0	0	0	0	0	0	0	0	0	0	0	0	0	0	0	.250
Feb 14	NORTHWESTERN	of	0	0	0	0	0	0	0	0	0	0	0	0	0	0	0	0	0	0	.250
Feb 15	NORTHWESTERN	ph/lf	1	1	1	0	1	0	0	0	0	0	0	0	0	0	0	0	0	0	.333
Feb 15	VIRGINIA TECH	*of	3	0	3	2	0	0	1	0	0	0	0	0	0	0	4	0	0	0	.500
Feb 16	VIRGINIA TECH	*of	2	2	1	1	0	0	0	0	0	1	0	0	0	0	0	0	0	0	.500
Feb 21	PENN ST	*of	1	1	1	1	0	0	0	1	0	0	0	0	0	0	1	0	0	0	.533
Feb 21	SOUTHERN MISS	*of	3	0	1	3	0	0	0	0	0	0	0	0	0	0	0	0	0	0	.500
Feb 22	SOUTHERN MISS	*of	3	1	1	0	0	0	0	1	0	1	0	0	0	0	1	0	0	0	.476
Feb 22	NICHOLLS	*of	1	1	0	0	0	0	0	1	0	0	0	0	0	0	2	0	0	0	.455
Feb 27	vs UCLA	*of	2	0	0	0	0	0	0	1	0	0	0	0	0	1	0	3	0	0	.417
Feb 27	at Cal State Fullerton	*of	3	2	2	0	1	0	0	1	0	0	0	0	0	0	0	0	0	0	.444
Feb 28	vs Utah	*of	3	0	2	0	0	0	0	0	0	0	0	0	0	0	0	1	0	0	.467
Feb 28	vs Notre Dame	*of	4	1	2	1	0	0	0	0	1	0	0	0	0	0	1	0	0	0	.471
Mar 01	vs Weber St.	*of	3	0	0	0	0	0	0	0	0	0	0	0	0	0	0	2	0	0	.432
Mar 05	ULL	*of	3	1	1	1	0	0	0	1	0	0	0	0	0	0	0	1	0	0	.425
Mar 07	SOUTH ALABAMA	*of	3	0	0	0	0	0	0	1	1	0	0	0	0	0	0	0	0	0	.395
Mar 07	SOUTH ALABAMA	*of	0	1	0	0	0	0	0	2	0	0	0	0	0	0	0	0	0	0	.395
Mar 08	MINNESOTA	*of	2	2	0	0	0	0	0	1	0	0	0	0	0	0	0	0	0	0	.378
Mar 09	MINNESOTA	*of	2	0	0	0	0	0	0	1	0	0	0	0	0	0	2	0	0	0	.362
Mar 11	ULL	*of	1	3	1	1	1	0	0	2	0	0	0	0	0	0	0	1	0	0	.375
Mar 14	KENTUCKY	*of	2	0	0	0	0	0	0	0	0	0	0	0	0	0	2	1	0	0	.360
Mar 15	KENTUCKY	*of	3	0	2	0	0	0	0	0	0	0	0	0	0	0	0	1	0	0	.377
Mar 16	KENTUCKY	*of	4	0	0	0	0	0	0	0	0	0	0	0	0	0	0	2	0	0	.351
Mar 21	at Georgia	*of	3	0	1	0	0	0	0	0	0	0	0	0	0	0	1	0	0	0	.350
Mar 22	at Georgia	*of	2	1	1	0	0	0	0	1	0	0	0	0	0	0	0	0	0	0	.355
Mar 23	at Georgia	*of	3	0	2	1	0	0	0	0	0	0	0	0	0	0	0	0	0	0	.369
Mar 25	at ULL	*of	3	2	2	1	0	0	0	1	1	0	0	0	0	0	0	3	0	0	.382
Mar 28	SOUTH CAROLINA	*of	2	0	0	0	0	0	0	1	0	0	0	0	0	0	0	1	0	0	.371
Mar 30	SOUTH CAROLINA-1	*of	3	0	0	0	0	0	0	0	0	0	0	0	0	0	2	2	0	0	.356
Mar 30	SOUTH CAROLINA-2	*of	3	0	2	0	0	0	0	0	0	0	0	0	0	0	0	3	0	0	.368
Apr 01	at McNeese	*of	4	1	2	1	1	0	0	0	0	0	0	0	0	0	0	4	0	0	.375
Apr 04	ALABAMA	*of	2	0	0	0	0	0	0	0	0	0	0	0	0	0	1	1	0	0	.366
Apr 05	ALABAMA	*of	3	1	1	0	1	0	0	0	0	0	0	0	0	0	1	1	0	0	.365
Apr 06	ALABAMA	*of	2	0	1	0	0	0	0	1	0	0	0	0	0	0	0	3	0	0	.368
Apr 09	LOUISIANA TECH	*of	3	1	1	1	0	0	0	1	0	0	0	0	0	0	0	0	0	0	.367
Apr 11	at Texas A&M	*of	3	1	1	2	1	0	0	1	0	0	0	0	0	0	1	3	1	0	.366
Apr 12	at Texas A&M	*of	2	0	0	0	0	0	0	0	0	0	0	0	0	0	1	3	0	0	.358
Apr 13	at Texas A&M	*of	3	0	0	0	0	0	0	0	0	0	0	0	0	0	0	5	0	0	.347
Apr 17	at Texas	*of	4	0	0	0	0	0	0	0	0	0	0	0	0	0	0	3	0	0	.333
Apr 18	at Texas	*of	2	0	0	0	0	0	0	1	0	0	0	0	0	0	0	2	0	0	.327
Apr 19	at Texas	*of	2	1	0	0	0	0	0	0	0	0	0	0	0	0	0	2	0	0	.321
Apr 22	MCNEESE	*of	3	1	1	0	0	0	0	1	0	0	0	0	0	0	0	0	0	0	.321
Apr 26	FLORIDA	*of	2	1	1	0	1	0	0	0	0	0	0	0	0	0	0	1	0	0	.324
Apr 27	FLORIDA	*of	2	0	0	0	0	0	0	1	0	0	0	0	0	0	0	3	0	0	.319
Apr 28	FLORIDA	*of	3	1	3	2	0	0	0	1	0	0	0	0	0	0	0	3	0	0	.336
May 01	at Arkansas	*of	3	1	1	2	1	0	0	2	0	0	0	0	0	0	0	4	0	0	.336
May 02	at Arkansas	*of	4	1	1	1	0	0	0	1	0	0	0	0	0	0	1	0	0	0	.333
May 03	at Arkansas	*of	3	0	0	0	0	0	0	0	0	0	0	0	0	0	2	3	0	0	.325
May 07	vs Mississippi State	*of	4	1	1	0	0	0	0	0	0	0	0	0	0	0	2	3	0	0	.323
May 08	vs Oklahoma	*of	3	0	0	0	0	0	0	0	0	0	0	0	0	0	2	3	0	0	.316
May 16	SOUTHEASTERN LA	*of	3	0	1	1	0	0	0	0	0	0	0	0	0	1	1	4	0	0	.316
May 17	UCONN	*of	4	0	0	0	0	0	0	0	0	0	0	0	0	0	0	1	0	0	.307
May 17	SOUTHEASTERN LA	*of	4	1	2	2	0	0	0	0	0	0	0	0	0	0	0	1	0	1	.312
Totals		52gs	144	32	45	24	8	1	0	27	6	0	1	0	2	2	21	89	1	1	.312

On base pct. .420 • Slugging pct. .382

## LANEAUX'S CAREER STATS

Year	avg	gp-gs	ab	r	h	2b	3b	hr	rbi	tb	slg%	bb	hbp	so	gdp	ob%	sf	sh	sb-att	po	a	e	fld%
2024	.167	6-0	6	1	1	0	0	0	0	1	.167	0	0	1	0	.167	0	0	1-1	1	0	0	1.000
2025	.313	56-52	144	32	45	8	1	0	24	55	.382	27	1	21	2	.420	2	0	6-6	89	1	1	.989
TOTAL	.307	62-52	150	33	46	8	1	0	24	56	.373	27	1	22	2	.411	2	0	7-7	90	1	1	.989



# PAYTN MONTICELLI

# 17

Pitcher • 6-2 • Senior • R/R • TR • Cedarburg, Wisc. (Oklahoma)

## SINGLE-GAME SEASON HIGHS

Innings Pitched	7.0, Four Times
Strikeouts	9, Auburn (04/30/26) Memphis (02/28/26)
Batters Faced	30, Nevada (02/06/26)
Putouts	1, Auburn (04/30/26) Ole Miss (04/17/26)
Assists	2, Auburn (04/30/26) Ole Miss (04/19/26)
Runners CS	N/A

## SINGLE-GAME CAREER HIGHS

Innings Pitched	7.0, Five Times*
Strikeouts	13 vs. North Carolina (02/24/23)*
Batters Faced	31 vs. North Carolina (02/25/23)*
Putouts	1, Four Times*
Assists	2, Auburn (04/30/26) Ole Miss (04/19/26)
Runners CS	1 vs. North Carolina (02/24/23)*

\* Includes games played at Wisconsin  
 \*\* Includes games played at Oklahoma  
 ^ Includes games played at Oklahoma & Wisconsin

## Complete bio

### Senior Season (2026)

- In her last six games as the pitcher of record, she is 6-0 with a 0.50 ERA and 18 strikeouts in 28.0 innings.
- Logged her first shutout as an LSU Tiger in the series opener versus Auburn (April 30).
- Registered her 10th career win in the circle in her first appearance as an LSU Tiger (vs. Nevada, Feb. 6).
- Played two seasons at Oklahoma (2024-2025) after beginning her collegiate career at Wisconsin (2023).
- Is a two-time Wisconsin Gatorade Player of the Year.
- Won a bronze medal at the 2025 European Tournament with Great Britain.

### 2026 SEASON GAME-BY-GAME

Date	Opponent	Pos	AB	R	H	RBI	2B	3B	HR	BB	SB	CS	HBP	SAC	SF	GDP	K	PO	A	E	Avg	
Feb 12	vs Nebraska	p	0	0	0	0	0	0	0	0	0	0	0	0	0	0	0	0	1	0	.000	
Mar 20	at South Carolina	p	0	0	0	0	0	0	0	0	0	0	0	0	0	0	0	0	1	0	.000	
Mar 24	LOUISIANA TECH	*p	0	0	0	0	0	0	0	0	0	0	0	0	0	0	0	0	1	0	.000	
Apr 04	at Missouri	*p	0	0	0	0	0	0	0	0	0	0	0	0	0	0	0	0	1	0	.000	
Apr 12	ARIZONA	*p	0	0	0	0	0	0	0	0	0	0	0	0	0	0	0	0	1	0	.000	
Apr 17	OLE MISS	p	0	0	0	0	0	0	0	0	0	0	0	0	0	0	0	0	1	0	.000	
Apr 18	OLE MISS	p	0	0	0	0	0	0	0	0	0	0	0	0	0	0	0	0	0	0	.000	
Apr 19	OLE MISS	p	0	0	0	0	0	0	0	0	0	0	0	0	0	0	0	0	2	0	.000	
Apr 26	at Mississippi State	*p	0	0	0	0	0	0	0	0	0	0	0	0	0	0	0	0	0	1	.000	
Apr 30	AUBURN	*p	0	0	0	0	0	0	0	0	0	0	0	0	0	0	0	0	1	2	.000	
May 06	vs Georgia	p	0	0	0	0	0	0	0	0	0	0	0	0	0	0	0	0	0	1	.000	
Totals		4gs	0	0	0	0	0	0	0	0	0	0	0	0	0	0	0	0	2	11	1	.000

On base pct. .000 • Slugging pct. .000

### #17 Paytn Monticelli - 21 appearances (All games)

Date	Opponent	GS	IP	H	R	ER	BB	SO	2B	3B	HR	WP	BK	HBP	IBB	Score	W-L	Sv	ERA	NP
Feb 06	NEVADA	*	7.0	8	2	2	2	5	1	0	1	2	0	0	0	6-2	1-0	0	2.00	135
Feb 12	vs Nebraska		3.1	4	1	1	0	1	2	0	0	0	0	0	0	0-6	1-0	0	2.03	45
Feb 15	vs UCLA	*	1.1	3	3	3	1	2	2	0	0	1	0	1	0	0-8	1-1	0	3.60	39
Feb 17	SOUTH ALABAMA		1.0	2	1	1	1	2	0	0	0	0	0	0	0	10-2	1-1	0	3.87	38
Feb 21	MICHIGAN ST	*	4.1	6	4	4	3	6	1	0	0	0	0	2	0	5-4	1-1	0	4.53	82
Feb 28	MEMPHIS	*	6.0	2	0	0	2	9	0	0	0	0	0	1	0	7-0	2-1	0	3.35	99
Mar 07	at Tennessee		2.0	4	3	3	1	1	0	0	2	0	0	0	0	6-11	2-1	0	3.92	60
Mar 10	at Nicholls		1.0	1	1	1	1	1	1	0	0	0	0	0	0	12-2	2-1	0	4.04	18
Mar 20	at South Carolina		2.1	3	2	2	1	2	0	0	0	0	0	1	0	5-6	2-1	0	4.20	50
Mar 24	LOUISIANA TECH	*	3.0	1	0	0	1	7	0	0	0	0	0	0	0	9-0	3-1	0	3.80	46
Mar 29	OKLAHOMA		1.0	0	0	0	0	1	0	0	0	0	0	0	0	4-8	3-1	0	3.68	14
Apr 04	at Missouri	*	4.0	4	1	1	3	3	0	0	0	0	0	0	0	0-1	3-2	0	3.47	91
Apr 12	ARIZONA	*	5.1	2	3	3	3	4	0	0	1	0	0	0	0	2-4	3-3	0	3.53	88
Apr 17	OLE MISS		2.0	2	0	0	0	1	0	0	0	0	0	0	0	6-4	4-3	0	3.37	33
Apr 18	OLE MISS		1.2	1	0	0	1	2	0	0	0	2	0	1	0	7-6	5-3	0	3.24	31
Apr 19	OLE MISS		3.1	1	0	0	1	2	0	0	0	0	0	1	0	8-5	6-3	0	3.02	63
Apr 24	at Mississippi State		3.1	2	2	1	1	0	0	0	0	0	0	0	0	3-5	6-3	0	2.96	46
Apr 26	at Mississippi State		7.0	4	1	1	1	2	1	0	0	0	0	0	0	5-3	7-3	0	2.73	88
Apr 30	AUBURN	*	7.0	4	0	0	2	9	1	0	0	0	0	0	0	3-0	8-3	0	2.44	115
May 06	vs Georgia		3.0	5	2	2	1	0	2	0	0	0	0	0	0	3-7	8-3	0	2.54	44
May 17	VIRGINIA TECH	*	7.0	5	2	1	0	2	1	0	0	0	0	0	0	7-2	9-3	0	2.39	90
Totals			9	76.0	64	28	26	26	62	12	0	4	5	0	7	108-86	9-3	0	2.39	-

### MONTICELLI'S CAREER STATS (AT WISCONSIN & OKLAHOMA 2023-2025)

Year	era	w-l	app	gs	cg	sho	sv	ip	h	r	er	bb	so	2b	3b	hr	bf	bavg	wp	hbp	bk	sfa	sha
2023	2.71	7-4	21	13	3	1/2	0	80.0	72	39	31	21	82	11	5	8	350	.235	9	16	0	3	4
TOTAL	2.71	7-4	21	13	3	1/2	0	80.0	72	39	31	21	82	11	5	8	350	.235	9	16	0	3	4
Year	era	w-l	app	gs	cg	sho	sv	ip	h	r	er	bb	so	2b	3b	hr	bf	bavg	wp	hbp	bk	sfa	sha
2024	1.09	0-0	18	1	0	0/8	0	19.1	10	3	3	8	23	0	0	1	80	.149	0	5	0	0	0
2025	3.94	2-0	16	2	0	0/4	0	21.1	15	14	12	13	20	2	0	4	96	.190	3	3	0	1	0
TOTAL	2.58	2-0	34	3	0	0/12	0	40.2	25	17	15	21	43	2	0	5	176	.171	3	8	0	1	0

### MONTICELLI'S CAREER STATS (AT LSU)

Year	era	w-l	app	gs	cg	sho	sv	ip	h	r	er	bb	so	2b	3b	hr	bf	bavg	wp	hbp	bk	sfa	sha
2026	2.39	9-3	21	9	3	1/2	0	76.0	64	28	26	26	62	12	0	4	316	.228	5	7	0	0	2
TOTAL	2.39	9-3	21	9	3	1/2	0	76.0	64	28	26	26	62	12	0	4	316	.228	5	7	0	0	2



# TATUM CLOPTON

# 18

Pitcher • 5-10 • 5th-Year Senior • L/R • 1L • Lawrence, Kan. (Oklahoma State)

## SINGLE-GAME SEASON HIGHS

Hits	N/A
Doubles	N/A
Triples	N/A
Home Runs	N/A
Total Bases	N/A
RBI	N/A
Runs Scored	N/A
Walks	N/A
Hit By Pitch	N/A
Sacrifice Flies	N/A
Sac Hits	N/A
At Bats	N/A
Stolen Bases	N/A
Innings Pitched	7.0, #16 Texas A&M (03/16/26)
Strikeouts	7, Central Arkansas (04/07/26)
Batters Faced	33, #16 Texas A&M (03/16/26)
Putouts	N/A
Assists	1, Five Times
Runners CS	N/A

## SINGLE-GAME CAREER HIGHS

Hits	N/A
Doubles	N/A
Triples	N/A
Home Runs	N/A
Total Bases	N/A
RBI	N/A
Runs Scored	N/A
Walks	N/A
Hit By Pitch	N/A
Sacrifice Flies	N/A
Sac Hits	N/A
At Bats	1, Texas Tech (03/27/22)* at Memphis (03/10/22)*
Stolen Bases	N/A
Innings Pitched	7.0, Three Times
Strikeouts	10, UT Arlington (02/14/25)
Batters Faced	33, #16 Texas A&M (03/16/26)
Putouts	1, at #3 Texas A&M (04/13/25) ULM (03/05/25)
Assists	2, Southern Miss (02/22/25)
Runners CS	1, ULM (03/05/25)

\* Includes games played at Oklahoma St.

## Complete bio

### 5th-Year Senior Season (2026)

- Logged a season-high seven strikeouts for her 15th career win vs. Central Arkansas (April 7, 2026).
- Returned to the circle in 2025 for the first time since 2022 (1,057 days) due to injury and had a 7-2 record.
- Tallied 45 strikeouts in 58.0 innings pitched and held opposing batters to a .186 average in 2025.
- Pitched a career-high 7.0 innings with 10 strikeouts against UT Arlington (Feb. 14).
- Part of two WCWS appearances at Oklahoma State (2022-23).
- Made eight starts, 15 appearances, and threw three complete games and one solo shutout in 2025.

### 2026 SEASON GAME-BY-GAME

Date	Opponent	Pos	AB	R	H	RBI	2B	3B	HR	BB	SB	CS	HBP	SAC	SF	GDP	K	PO	A	E	Avg
Feb 17	SOUTH ALABAMA	*p	0	0	0	0	0	0	0	0	0	0	0	0	0	0	0	0	1	0	.000
Feb 27	NICHOLLS	*p	0	0	0	0	0	0	0	0	0	0	0	0	0	0	0	0	1	0	.000
Mar 16	TEXAS A&M	*p	0	0	0	0	0	0	0	0	0	0	0	0	0	0	0	0	1	0	.000
Apr 07	CENTRAL ARK	*p	0	0	0	0	0	0	0	0	0	0	0	0	0	0	0	0	1	0	.000
Apr 18	OLE MISS	*p	0	0	0	0	0	0	0	0	0	0	0	0	0	0	0	0	1	0	.000
Totals		4gs	0	0	0	0	0	0	0	0	0	0	0	0	0	0	0	0	5	0	.000

On base pct. .000 • Slugging pct. .000

### #18 Tatum Clopton - 13 appearances (All games)

Date	Opponent	GS	IP	H	R	ER	BB	SO	2B	3B	HR	WP	BK	HBP	IBB	Score	W-L	Sv	ERA	NP
Feb 06	NC STATE		4.2	1	0	0	2	6	0	0	0	0	0	0	0	7-5	1-0	0	0.00	62
Feb 08	LAMAR	*	4.0	1	0	0	0	3	1	0	0	0	0	0	0	8-0	2-0	0	0.00	47
Feb 14	vs UCF	*	3.2	6	3	2	2	4	1	0	1	0	0	0	0	1-5	2-1	0	1.14	86
Feb 17	SOUTH ALABAMA	*	4.0	3	1	1	2	0	0	0	0	0	0	0	0	10-2	3-1	0	1.29	44
Feb 21	MICHIGAN ST		2.2	1	0	0	0	1	0	0	0	0	0	0	0	5-4	4-1	0	1.11	21
Feb 22	HOWARD		1.2	0	0	0	0	0	0	0	0	0	0	0	0	1-0	4-1	1	1.02	12
Feb 27	NICHOLLS	*	5.0	1	1	1	0	2	0	0	0	0	0	2	0	3-1	5-1	1	1.09	65
Mar 07	at Tennessee	*	2.0	5	3	3	1	0	0	0	1	0	0	0	0	6-11	5-1	1	1.77	45
Mar 16	TEXAS A&M	*	7.0	5	2	1	5	6	1	0	0	0	0	0	0	7-2	6-1	1	1.62	131
Mar 20	at South Carolina	*	2.0	6	3	3	0	1	0	0	2	0	0	0	0	5-6	6-1	1	2.10	40
Apr 07	CENTRAL ARK	*	4.1	3	1	1	2	7	1	0	1	0	0	0	0	9-1	7-1	1	2.05	83
Apr 18	OLE MISS	*	3.1	2	2	2	2	0	0	0	0	1	0	0	0	7-6	7-1	1	2.21	46
Apr 26	at Mississippi State	*	0.0	2	2	2	1	0	1	0	1	0	0	0	0	5-3	7-1	1	2.53	9
Totals		9	44.1	36	18	16	17	32	5	0	6	1	0	2	0	74-46	7-1	1	2.53	-

### CLOPTON'S CAREER STATS (AT OKLAHOMA STATE 2022)

Year	era	w-l	app	gs	cg	sho	sv	ip	h	r	er	bb	so	2b	3b	hr	bf	bavg	wp	hbp	bk	sfa	sha
2022	3.89	1-0	5	1	0	0/1	0	9.0	9	6	5	5	8	1	0	1	44	.237	2	1	0	0	0
TOTAL	3.89	1-0	5	1	0	0/1	0	9.0	9	6	5	5	8	1	0	1	44	.237	2	1	0	0	0

### CLOPTON'S CAREER STATS (AT LSU)

Year	era	w-l	app	gs	cg	sho	sv	ip	h	r	er	bb	so	2b	3b	hr	bf	bavg	wp	hbp	bk	sfa	sha
2025	3.14	7-2	15	8	3	1/1	0	58.0	39	34	26	41	45	8	1	5	259	.186	3	2	0	2	4
2026	2.53	7-1	13	9	1	0/2	1	44.1	36	18	16	17	32	5	0	6	184	.224	1	2	0	2	2
TOTAL	2.87	14-3	28	17	4	1/3	1	102.1	75	52	42	58	77	13	1	11	443	.202	4	4	0	4	6



# ALIX FRANKLIN

# 20

Utility • 5-7 • Sophomore • L/R • 1L • St. Amant, La. (St. Amant HS)

## SINGLE-GAME SEASON HIGHS

Hits	3, #11/14 Virginia Tech (05/17/26) at Nicholls (03/10/26)
Doubles	2, #11/14 Virginia Tech (05/17/26)
Triples	2, NC State (02/05/26)
Home Runs	1, Six Times
Total Bases	6 at Nicholls (03/10/26) NC State (02/05/26)
RBIs	5, Auburn (05/02/26)
Runs Scored	2, Six Times
Walks	2, Five Times
Hit By Pitch	1, #12/11 Arizona (04/12/26) Memphis (02/28/26)
Sacrifice Flies	1, #12/11 Arizona (04/11/26) #5/3 Oklahoma (03/28/26)
Sac Hits	1 at Mississippi St. (04/26/26)
At Bats	5, Three Times
Stolen Bases	2, Illinois (02/08/26)
Putouts	5 at Mississippi St. (04/24/26) UL Lafayette (02/21/26)
Assists	1, Michigan St. (02/21/26) Nevada (02/07/26)

## SINGLE-GAME CAREER HIGHS

Hits	3, #11/14 Virginia Tech (05/17/26) at Nicholls (03/10/26)
Doubles	2, #11/14 Virginia Tech (05/17/26)
Triples	2, NC State (02/05/26)
Home Runs	1, Six Times
Total Bases	6 at Nicholls (03/10/26) NC State (02/05/26)
RBIs	5, Auburn (05/02/26)
Runs Scored	2, Six Times
Walks	2, Five Times
Hit By Pitch	1, #12/11 Arizona (04/12/26) Memphis (02/28/26)
Sacrifice Flies	1, #12/11 Arizona (04/11/26) #5/3 Oklahoma (03/28/26)
Sac Hits	1 at Mississippi St. (04/26/26)
At Bats	5, Three Times
Stolen Bases	2, Illinois (02/08/26)
Putouts	5 at Mississippi St. (04/24/26) UL Lafayette (02/21/26)
Assists	1, Michigan St. (02/21/26) Nevada (02/07/26)

## Complete bio

### Sophomore Season (2026)

- Leads the SEC and ranks No. 17 in the NCAA with six triples, has multi-hit games in three of last six games.
- Hit her first career grand slam vs. Auburn (May 2); first home run vs. No. 22/19 Duke (Feb. 13)
- Recorded a career-high three hits versus No. 11/14 Virginia Tech (May 17), and at Nicholls (March 10).
- A three-time Louisiana 5A State Champion (2022-24) and four-time All-State selection.
- Won the 2024 Alliance Fastpitch National Championship with the Texas Bombers Gold Scott Smith club.

### 2026 SEASON GAME-BY-GAME

Date	Opponent	Pos	AB	R	H	RBI	2B	3B	HR	BB	SB	CS	HBP	SAC	SF	GDP	K	PO	A	E	Avg	
Feb 05	NC STATE	*of	3	1	2	2	0	2	0	0	0	0	0	0	0	0	0	1	0	0	.667	
Feb 06	NEVADA	*of	3	0	0	0	0	0	0	0	0	0	0	0	0	0	0	0	0	0	.333	
Feb 06	NC STATE	ph/of	3	1	1	1	1	0	0	0	0	0	0	0	0	0	0	2	0	0	.333	
Feb 07	NEVADA	*of	1	1	1	0	0	0	2	0	0	0	0	0	0	0	0	0	2	1	.400	
Feb 08	ILLINOIS	*of	3	1	1	0	0	0	0	2	0	0	0	0	0	0	0	1	0	0	.385	
Feb 08	LAMAR	*of	3	0	1	0	0	0	0	1	0	0	0	0	0	0	0	1	0	0	.375	
Feb 12	vs Nebraska	*of	3	0	1	0	0	0	0	0	0	0	0	0	0	0	0	1	4	0	.368	
Feb 12	vs Oklahoma St	*of	4	0	0	0	0	0	0	0	0	0	0	0	0	0	3	0	0	0	.304	
Feb 13	vs Duke	*of	3	1	1	1	0	0	1	0	0	0	0	0	0	0	0	2	0	1	.308	
Feb 14	vs UCF	*of	2	0	0	0	0	0	0	1	0	0	0	0	0	0	0	0	0	0	.286	
Feb 15	vs UCLA	*of	2	0	1	0	0	1	0	0	0	0	0	0	0	0	0	1	1	0	.300	
Feb 17	SOUTH ALABAMA	*of	3	0	2	4	0	1	0	0	0	0	0	0	0	0	1	1	0	0	.333	
Feb 20	MICHIGAN ST	*of	1	1	1	1	0	0	2	0	0	0	0	0	0	0	0	0	0	0	.353	
Feb 21	ULL	*of	4	0	0	0	0	0	1	0	0	0	0	0	0	0	2	5	0	0	.316	
Feb 21	MICHIGAN ST	*of	3	1	0	0	0	0	0	1	0	0	0	0	0	0	0	1	1	0	.293	
Feb 22	HOWARD	*of	2	0	1	0	0	0	0	1	0	0	0	0	0	0	0	2	0	0	.302	
Feb 24	at McNeese	*of	3	1	0	0	0	0	2	0	0	0	0	0	0	0	1	1	0	0	.283	
Feb 27	NICHOLLS	*of	3	0	0	0	0	0	0	1	0	0	0	0	0	0	0	2	0	0	.265	
Feb 27	MEMPHIS	*of	2	1	1	2	0	0	0	1	0	0	0	0	0	0	0	1	0	0	.275	
Feb 28	IOWA	*of	2	0	0	0	0	0	1	0	0	0	0	0	0	0	0	3	0	0	.264	
Feb 28	MEMPHIS	*of	4	0	1	0	0	0	1	0	0	1	0	0	0	0	1	0	0	0	.259	
Mar 08	at Tennessee	*dh	4	0	1	0	0	0	0	0	0	0	0	0	0	0	0	1	0	0	.259	
Mar 10	at Nicholls	*of	5	1	3	2	1	1	0	0	0	0	0	0	0	0	0	1	1	0	.286	
Mar 14	TEXAS A&M	*of	3	1	1	0	0	0	0	0	0	0	0	0	0	0	0	3	0	0	.286	
Mar 15	TEXAS A&M	*of	2	0	0	0	0	0	0	1	0	0	0	0	0	0	0	2	0	0	.279	
Mar 16	TEXAS A&M	*of	3	2	1	1	0	0	1	0	0	0	0	0	0	0	0	1	0	0	.282	
Mar 20	at South Carolina	*of	5	0	1	0	1	0	0	1	0	0	0	0	0	0	2	4	0	0	.276	
Mar 21	at South Carolina	*of	4	0	1	0	0	0	0	0	0	0	0	0	0	0	1	2	0	0	.275	
Mar 22	at South Carolina	*of	3	0	0	0	0	0	0	0	0	0	0	0	0	0	0	1	2	0	.265	
Mar 24	LOUISIANA TECH	*of	1	2	0	1	0	0	0	1	0	0	0	0	0	0	0	0	0	0	.262	
Mar 27	OKLAHOMA	*of	2	0	2	1	0	0	2	0	0	0	0	0	0	0	0	3	0	0	.279	
Mar 28	OKLAHOMA	*of	2	1	1	1	0	0	0	0	0	0	0	0	1	0	0	3	0	0	.284	
Mar 29	OKLAHOMA	*of	4	0	1	1	0	0	0	0	0	0	0	0	0	0	0	1	3	0	.283	
Apr 02	at Missouri	*of	4	1	1	1	0	0	0	0	0	0	0	0	0	0	0	1	0	0	.281	
Apr 03	at Missouri	*of	5	1	1	2	0	0	1	1	0	0	0	0	0	0	0	3	0	0	.277	
Apr 04	at Missouri	*of	3	0	1	0	0	0	0	0	0	0	0	0	0	0	0	1	2	0	.279	
Apr 07	CENTRAL ARK	*of	3	2	1	1	1	0	0	1	0	0	0	0	0	0	0	1	0	0	.280	
Apr 10	ARIZONA	*of	2	0	0	0	0	0	0	1	0	0	0	0	0	0	0	4	0	1	.275	
Apr 11	ARIZONA	*of	0	0	0	1	0	0	0	2	0	0	0	0	1	0	0	3	0	0	.275	
Apr 12	ARIZONA	*of	2	0	0	1	0	0	0	0	0	0	1	0	0	0	0	0	0	0	.270	
Apr 14	at ULL	*of	2	1	0	0	0	0	0	1	0	0	0	0	0	0	0	2	0	0	.265	
Apr 17	OLE MISS	*of	3	1	1	0	0	0	0	1	0	0	0	0	0	0	0	1	1	0	.267	
Apr 18	OLE MISS	*of	4	1	2	0	1	0	0	0	0	0	0	0	0	0	0	0	0	0	.275	
Apr 19	OLE MISS	*of	4	1	2	1	0	1	0	0	0	0	0	0	0	0	1	1	1	0	.282	
Apr 24	at Mississippi State	*of	3	0	0	0	0	0	0	1	0	0	0	0	0	0	0	1	5	0	.276	
Apr 25	at Mississippi State	*of	4	0	1	1	0	0	0	0	0	0	0	0	0	0	0	3	0	0	.275	
Apr 26	at Mississippi State	*of	2	0	1	1	0	0	0	1	0	0	0	1	0	0	0	1	1	0	.278	
Apr 28	MCNEESE	*of	2	1	1	0	0	0	0	0	0	0	0	0	0	0	0	1	1	0	.281	
Apr 30	AUBURN	*of	3	0	1	1	0	0	0	0	0	0	0	0	0	0	0	0	2	0	.283	
May 02	AUBURN-1	*of	4	2	2	5	0	0	1	0	0	0	0	0	0	0	0	0	0	0	.289	
May 02	AUBURN-2	*of	4	2	2	2	0	0	1	0	0	0	0	0	0	0	0	0	0	0	.295	
May 06	vs Georgia	*of	3	0	0	0	0	0	0	0	0	0	0	0	0	0	0	1	4	0	.289	
May 15	AKRON	*of	4	1	1	1	0	0	1	0	0	0	0	0	0	0	0	1	2	0	.288	
May 16	VIRGINIA TECH	*of	4	1	0	0	0	0	0	0	0	0	0	0	0	0	0	0	0	0	.280	
May 17	VIRGINIA TECH	*of	4	2	3	0	2	0	1	0	0	0	0	0	0	0	0	0	2	0	.292	
Totals			54gs	161	33	47	37	7	6	6	28	3	0	2	1	2	1	27	93	2	3	.292

On base pct. .399 • Slugging pct. .522

### FRANKLIN'S CAREER STATS

Year	avg	gp-gs	ab	r	h	2b	3b	hr	rbi	tb	slg%	bb	hbp	so	gdp	ob%	sf	sh	sb-att	po	a	e	fld%
2025	.000	2-1	3	0	0	0	0	0	0	0	.000	0	0	1	0	.000	0	0	0-0	0	0	0	.000
2026	.292	55-54	161	33	47	7	6	6	37	84	.522	28	2	27	1	.399	2	1	3-3	93	2	3	.969
TOTAL	.287	57-55	164	33	47	7	6	6	37	84	.512	28	2	28	1	.393	2	1	3-3	93	2	3	.969



# CECE CELLURA

# 21

Pitcher • 6-0 • Junior • R/R • TR • Glendale, Calif. (San Diego State)

## SINGLE-GAME SEASON HIGHS

Innings Pitched	8.0, UL Lafayette (02/21/26)
Strikeouts	7, Auburn (05/02/26)
Batters Faced	30, UL Lafayette (02/21/26)
Putouts	1, #5/3 Oklahoma (03/27/26) vs. RV/#23 Oklahoma St. (02/12/26)
Assists	3, Three Times
Runners CS	N/A

## SINGLE-GAME CAREER HIGHS

Innings Pitched	8.0, UL Lafayette (02/21/26)
Strikeouts	7, Four Times*
Batters Faced	33, UC Santa Barbara (05/17/25)*
Putouts	1, Seven Times
Assists	4 at UNLV (05/03/24)* #17 Oregon (02/17/24)*
Runners CS	N/A

\* Includes games played at San Diego State

## Complete bio

### Junior Season (2026)

- Threw first career complete-game shutout vs. No. 11/14 Virginia Tech (May 16) in the 2026 NCAA Tournament.
- Has walked just 17 batters over 98.2 innings pitched this season.
- Recorded 18 strikeouts and just three walks in a span over 36.2 innings pitched from March 15-April 12.
- Threw a season-best seven strikeouts against Auburn (May 2).
- Led San Diego State to consecutive Mountain West Conference Tournament titles.
- Led the Mountain West with a 4.70 strikeout-to-walk ratio and a 1.10 WHIP last season.

### 2026 SEASON GAME-BY-GAME

Date	Opponent	Pos	AB	R	H	RBI	2B	3B	HR	BB	SB	CS	HBP	SAC	SF	GDP	K	PO	A	E	Avg
Feb 12	vs Oklahoma St	*p	0	0	0	0	0	0	0	0	0	0	0	0	0	0	0	1	0	0	.000
Feb 15	vs UCLA	*p	0	0	0	0	0	0	0	0	0	0	0	0	0	0	0	0	2	0	.000
Feb 21	ULL	*p	0	0	0	0	0	0	0	0	0	0	0	0	0	0	0	0	2	0	.000
Feb 27	MEMPHIS	*p	0	0	0	0	0	0	0	0	0	0	0	0	0	0	0	0	1	0	.000
Mar 15	TEXAS A&M	*p	0	0	0	0	0	0	0	0	0	0	0	0	0	0	0	0	3	0	.000
Mar 21	at South Carolina	*p	0	0	0	0	0	0	0	0	0	0	0	0	0	0	0	0	1	0	.000
Mar 27	OKLAHOMA	*p	0	0	0	0	0	0	0	0	0	0	0	0	0	0	0	1	0	0	.000
Apr 03	at Missouri	*p	0	0	0	0	0	0	0	0	0	0	0	0	0	0	0	0	3	0	.000
Apr 11	ARIZONA	*p	0	0	0	0	0	0	0	0	0	0	0	0	0	0	0	0	1	0	.000
Apr 17	OLE MISS	*p	0	0	0	0	0	0	0	0	0	0	0	0	0	0	0	0	1	0	.000
Apr 28	MCNEESE	*p	0	0	0	0	0	0	0	0	0	0	0	0	0	0	0	0	3	0	.000
Totals			10gs	0	0	0	0	0	0	0	0	0	0	0	0	0	0	2	17	0	.000

On base pct. .000 • Slugging pct. .000

### #21 Cece Cellura - 22 appearances (All games)

Date	Opponent	GS	IP	H	R	ER	BB	SO	2B	3B	HR	WP	BK	HBP	IBB	Score	W-L	Sv	ERA	NP
Feb 06	NC STATE	*	2.1	7	5	5	2	1	1	0	0	0	0	0	0	7-5	0-0	0	15.00	75
Feb 08	ILLINOIS	*	4.0	5	0	0	0	1	0	0	0	0	0	1	0	9-1	1-0	0	5.53	54
Feb 12	vs Oklahoma St	*	7.0	7	4	4	2	3	3	0	0	0	0	0	0	9-4	2-0	0	4.72	106
Feb 14	vs UCF	*	3.1	5	2	0	1	3	0	0	0	0	0	0	0	1-5	2-0	0	3.78	59
Feb 15	vs UCLA	*	1.2	5	2	0	0	2	0	0	0	0	0	0	0	0-8	2-0	0	4.20	25
Feb 21	ULL	*	8.0	5	1	0	0	3	1	1	0	0	0	0	0	6-11	3-1	0	2.92	110
Feb 27	MEMPHIS	*	4.0	4	2	2	2	1	1	0	1	0	0	0	0	11-2	3-0	0	3.00	58
Mar 07	at Tennessee	*	2.0	5	5	5	1	0	1	0	1	0	0	0	0	6-11	3-1	0	3.90	48
Mar 15	TEXAS A&M	*	7.0	6	3	3	0	6	0	0	1	0	0	0	0	2-3	3-2	0	3.74	108
Mar 21	at South Carolina	*	7.0	8	1	1	0	2	0	0	1	1	0	0	0	5-1	4-2	0	3.32	98
Mar 27	OKLAHOMA	*	7.0	10	3	3	0	3	1	0	0	0	0	0	0	2-3	4-3	0	3.28	117
Mar 29	OKLAHOMA	*	0.1	3	3	3	0	0	1	0	2	0	0	0	0	4-8	4-4	0	3.65	11
Apr 03	at Missouri	*	7.0	5	4	4	2	2	1	0	1	1	0	0	0	16-4	5-4	0	3.69	91
Apr 11	ARIZONA	*	7.0	7	1	0	1	3	1	0	0	0	0	0	0	3-1	6-4	0	3.31	105
Apr 12	ARIZONA	*	1.1	1	0	0	0	2	0	0	0	0	0	0	0	2-4	6-4	0	3.25	16
Apr 17	OLE MISS	*	4.1	5	4	3	2	1	0	0	2	0	0	0	0	6-4	6-4	0	3.34	69
Apr 19	OLE MISS	*	2.2	5	3	3	0	1	0	0	3	0	0	0	0	8-5	6-4	0	3.50	44
Apr 25	at Mississippi State	*	6.0	8	5	4	1	5	0	0	2	0	0	0	0	2-5	6-5	0	3.59	97
Apr 28	MCNEESE	*	3.0	1	0	0	1	1	0	0	0	0	0	0	0	16-0	7-5	0	3.46	53
May 02	AUBURN-2	*	7.0	5	2	2	1	7	1	0	2	0	0	0	0	7-2	8-5	0	3.35	95
May 06	vs Georgia	*	0.2	1	0	0	0	0	0	0	0	0	0	0	0	3-7	8-5	0	3.32	6
May 16	VIRGINIA TECH	*	6.0	2	0	0	1	3	0	0	0	0	0	0	0	8-0	9-5	0	3.12	73
Totals			16	98.2	110	50	44	17	48	14	1	15	3	0	1	0129-84	9-5	0	3.12	-

## CELLURA'S CAREER STATS (AT SAN DIEGO STATE 2024-2025)

YEAR	ERA	W - L	APP	GS	CG	SHO	SV	IP	H	R	ER	BB	SO	2B	3B	HR	BF	BAVG	WP	HBP	BK	SFA	SHA
2024	2.78	8-5	31	19	0	0	4	108.1	128	51	43	8	45	20	6	4	466	0.285	5	2	0	0	7
2025	2.28	19-9	39	20	3	0	3	153.2	149	61	50	20	94	29	4	7	640	0.248	5	10	0	0	10
<b>Total</b>	<b>2.48</b>	<b>27-14</b>	<b>70</b>	<b>39</b>	<b>3</b>	<b>0</b>	<b>7</b>	<b>262</b>	<b>277</b>	<b>112</b>	<b>93</b>	<b>28</b>	<b>139</b>	<b>49</b>	<b>10</b>	<b>11</b>	<b>1106</b>	<b>0.264</b>	<b>10</b>	<b>12</b>	<b>0</b>	<b>0</b>	<b>17</b>

## CELLURA'S CAREER STATS (AT LSU)

Year	era	w-l	app	gs	cg	sho	sv	ip	h	r	er	bb	so	2b	3b	hr	bf	bavg	wp	hbp	bk	sfa	sha
2026	3.12	9-5	22	16	8	1/1	0	98.2	110	50	44	17	48	14	1	15	421	.278	3	1	0	2	5
<b>TOTAL</b>	<b>3.12</b>	<b>9-5</b>	<b>22</b>	<b>16</b>	<b>8</b>	<b>1/1</b>	<b>0</b>	<b>98.2</b>	<b>110</b>	<b>50</b>	<b>44</b>	<b>17</b>	<b>48</b>	<b>14</b>	<b>1</b>	<b>15</b>	<b>421</b>	<b>.278</b>	<b>3</b>	<b>1</b>	<b>0</b>	<b>2</b>	<b>5</b>



# SIERRA DANIEL

# 23

Utility • 5-4 • Junior • L/R • 2L • Chandler, Ariz. (Seton Catholic Prep HS)

## SINGLE-GAME SEASON HIGHS

Hits	4, Auburn (05/02/26) at Missouri (04/03/26)
Doubles	2, Three Times
Triples	1, Four Times
Home Runs	1, Four Times
Total Bases	6, Central Arkansas (04/07/26)
RBIs	3, Three Times
Runs Scored	3, Auburn (05/02/26) at Missouri (04/03/26)
Walks	2, Nine Times
Hit By Pitch	1 at UL Lafayette (04/14/26) Illinois (02/08/26)
Sacrifice Flies	1, Michigan St. (02/21/26) Lamar (02/08/26)
Sac Hits	1, Three Times
At Bats	6 at #21/24 South Carolina (03/20/26)
Stolen Bases	1, Seven Times
Putouts	5 at #21.24 South Carolina (03/20/26)
Assists	6, UL Lafayette (02/21/26)

## Complete bio

### Junior Season (2026)

- A two-time NFCA Gulf All-Region Team selection (2025-2026).
- Has logged her most productive season across the board in her career.
- Three of four home runs this season are versus ranked teams and are go-ahead or game-tying blasts.
- Had a stretch of multiple hits in four of five games (March 29-April 7).
- Logged a career-high four hits twice in 2026; vs. Auburn (May 2) and at Missouri (April 3).
- Has turned 15 double plays in 2026 and has a .984 fielding percentage.

### 2026 SEASON GAME-BY-GAME

Date	Opponent	Pos	AB	R	H	RBI	2B	3B	HR	BB	SB	CS	HBP	SAC	SF	GDP	K	PO	A	E	Avg	
Feb 05	NC STATE	*2b	4	2	2	2	2	0	0	0	0	0	0	0	0	0	1	0	2	0	.500	
Feb 06	NEVADA	*2b	2	1	2	1	0	0	0	2	0	0	0	0	0	0	0	3	1	0	.667	
Feb 06	NC STATE	*2b	4	0	1	0	0	0	0	0	0	0	0	0	0	0	1	1	1	0	.500	
Feb 07	NEVADA	*2b	4	1	1	1	0	0	0	0	0	0	0	0	0	0	0	1	0	0	.429	
Feb 08	ILLINOIS	*2b	1	2	0	0	0	0	0	1	0	0	1	0	0	0	0	3	1	0	.400	
Feb 08	LAMAR	*2b	2	2	2	2	0	1	0	0	1	0	0	0	1	0	0	0	1	0	.471	
Feb 12	vs Nebraska	*2b	3	0	2	0	0	0	0	0	1	0	0	0	0	0	1	2	1	0	.500	
Feb 12	vs Oklahoma St	*2b	4	2	3	2	0	1	0	0	0	0	0	0	0	0	1	3	2	0	.542	
Feb 13	vs Duke	*2b	2	0	0	1	0	0	0	2	0	0	0	0	0	0	0	1	1	1	.500	
Feb 14	vs UCF	*2b	3	0	1	0	0	0	0	1	0	0	0	0	0	0	0	3	2	1	.483	
Feb 15	vs UCLA	*2b	3	0	0	0	0	0	0	0	0	0	0	0	0	0	0	0	2	0	.438	
Feb 17	SOUTH ALABAMA	*2b	3	1	1	0	0	0	0	0	1	0	0	0	0	0	0	1	1	0	.429	
Feb 20	MICHIGAN ST	*2b	4	1	3	1	1	0	0	1	0	0	0	0	0	0	0	1	0	0	.462	
Feb 21	ULL	*2b	5	0	3	0	0	1	0	0	0	0	0	0	0	0	0	3	6	0	.477	
Feb 21	MICHIGAN ST	*2b	2	0	0	1	0	0	0	1	1	0	0	0	0	0	1	2	0	0	.457	
Feb 22	HOWARD	*2b	3	0	1	0	0	0	0	0	0	0	0	0	0	0	0	2	2	0	.449	
Feb 24	at McNeese	*2b	3	1	1	0	0	0	0	2	0	0	0	0	0	0	0	3	2	0	.423	
Feb 27	NICHOLLS	*2b	1	0	0	0	0	0	0	2	0	0	0	0	0	0	0	1	0	0	.415	
Feb 27	MEMPHIS	*2b	1	1	0	0	0	0	0	2	0	0	0	0	0	0	0	1	3	0	.407	
Feb 28	IOWA	*2b	2	2	1	0	0	1	0	0	2	0	0	0	0	0	0	3	0	0	.411	
Feb 28	MEMPHIS	*2b	2	0	1	0	0	0	0	2	1	0	0	0	0	0	0	0	1	0	.414	
Mar 06	at Tennessee	*2b	3	0	0	0	0	0	0	0	0	0	0	0	0	0	1	3	3	0	.393	
Mar 07	at Tennessee	*2b	1	1	0	0	0	0	0	2	0	0	0	0	0	0	0	1	2	0	.387	
Mar 08	at Tennessee	*2b	3	0	0	0	0	0	0	1	0	0	0	0	0	0	0	3	2	0	.369	
Mar 10	at Nicholls	*2b	4	2	1	2	0	1	0	1	1	0	0	0	0	0	1	0	1	0	.362	
Mar 14	TEXAS A&M	*2b	3	0	0	0	0	0	0	0	0	0	0	0	0	0	0	1	0	0	.347	
Mar 15	TEXAS A&M	*2b	2	0	0	0	0	0	0	0	0	0	0	0	0	0	0	1	1	0	.338	
Mar 16	TEXAS A&M	*2b	3	1	1	0	0	0	0	0	0	0	0	0	0	0	2	1	1	0	.338	
Mar 20	at South Carolina	*2b	6	0	2	0	0	0	0	0	0	0	0	0	0	0	0	5	3	0	.337	
Mar 21	at South Carolina	*2b	4	0	2	1	2	0	0	0	0	0	0	0	0	0	0	2	2	0	.345	
Mar 22	at South Carolina	*2b	2	1	0	0	0	0	0	1	0	0	0	0	0	0	0	1	3	3	.337	
Mar 24	LOUISIANA TECH	*2b	3	1	1	0	0	0	0	0	0	0	0	0	0	0	0	0	0	0	.337	
Mar 27	OKLAHOMA	*2b	2	0	0	0	0	0	0	0	0	0	1	0	0	0	2	3	1	0	.330	
Mar 28	OKLAHOMA	*2b	2	0	0	0	0	0	0	1	0	0	0	0	0	0	0	1	1	0	.323	
Mar 29	OKLAHOMA	*2b	3	0	2	0	1	0	0	1	0	0	0	0	0	0	0	1	4	0	.333	
Apr 02	at Missouri	*2b	3	2	2	2	0	0	0	1	0	0	0	0	0	0	0	0	1	0	.343	
Apr 03	at Missouri	*2b	5	3	4	3	1	0	0	1	0	0	0	0	0	0	0	2	3	0	.364	
Apr 04	at Missouri	*2b	2	0	0	0	0	0	0	1	0	0	0	0	0	0	0	1	1	0	.358	
Apr 07	CENTRAL ARK	*2b	4	1	2	3	1	0	1	0	0	0	0	0	0	0	1	0	2	0	.363	
Apr 10	ARIZONA	*2b	2	1	1	3	0	0	1	0	0	0	1	0	0	0	0	1	1	3	.365	
Apr 11	ARIZONA	*2b	3	0	0	0	0	0	0	0	0	0	0	0	0	0	0	0	5	0	.356	
Apr 12	ARIZONA	*2b	3	0	0	0	0	0	0	1	0	0	0	0	0	0	0	2	2	0	.347	
Apr 14	at ULL	*2b	2	0	0	1	0	0	0	1	0	0	1	0	0	0	0	0	2	2	.341	
Apr 17	OLE MISS	*2b	4	1	0	0	0	0	0	0	1	0	0	0	0	0	1	2	4	1	.331	
Apr 18	OLE MISS	*2b	3	1	1	0	0	0	0	1	0	0	0	0	0	0	0	1	3	3	.331	
Apr 19	OLE MISS	*2b	4	1	1	0	0	0	0	0	0	0	0	0	0	0	0	1	3	0	.328	
Apr 24	at Mississippi State	*2b	4	0	0	0	0	0	0	0	0	0	0	0	0	0	2	3	0	0	.319	
Apr 25	at Mississippi State	*2b	4	1	1	1	0	0	0	1	0	0	0	0	0	0	0	1	1	0	.317	
Apr 26	at Mississippi State	*2b	3	1	1	0	0	0	0	1	0	0	0	0	0	0	0	0	3	3	.317	
Apr 28	MCNEESE	*2b	2	2	1	0	0	0	0	1	0	0	0	0	0	0	0	0	1	3	.320	
Apr 30	AUBURN	*2b	4	0	1	0	0	0	0	0	0	0	0	0	0	0	0	0	1	3	.318	
May 02	AUBURN-1	*2b	4	3	4	0	0	0	0	0	0	0	0	0	0	0	0	2	0	0	.335	
May 02	AUBURN-2	*2b	3	1	2	0	0	0	0	0	0	0	1	0	0	0	0	0	1	0	.342	
May 06	vs Georgia	*2b	4	1	1	2	0	0	1	0	0	0	0	0	0	0	0	1	1	2	.340	
May 15	AKRON	*2b	4	2	3	0	2	0	0	0	0	0	0	0	0	0	0	0	0	0	.349	
May 16	VIRGINIA TECH	*2b	2	2	0	0	0	0	0	2	0	0	0	0	0	0	0	1	3	1	.345	
May 17	VIRGINIA TECH	*2b	5	0	1	1	0	0	0	0	0	0	0	0	0	0	1	3	1	0	.341	
Totals			57gs	173	45	59	31	11	4	4	34	7	1	2	3	2	0	24	92	91	3	.341

On base pct. .450 • Slugging pct. .520

## DANIEL'S CAREER STATS

Year	avg	gp-gs	ab	r	h	2b	3b	hr	rbi	tb	slg%	bb	hbp	so	gdp	ob%	sf	sh	sb-att	po	a	e	fld%
2024	.300	40-32	90	22	27	1	1	0	4	30	.333	11	0	8	0	.376	0	3	5-5	21	34	7	.887
2025	.381	50-43	105	32	40	5	0	2	19	51	.486	14	3	15	0	.460	2	3	8-9	56	74	4	.970
2026	.341	57-57	173	45	59	11	4	4	31	90	.520	34	2	24	0	.450	2	3	7-8	92	91	3	.984
TOTAL	.342	147-132	368	99	126	17	5	6	54	171	.465	59	5	47	0	.436	4	9	20-22	169	199	14	.963



# CHAR LORENZ

# 24

Utility • 5-5 • Redshirt Sophomore • R/R • TR • Munster, Ind. (Louisville)

## SINGLE-GAME SEASON HIGHS

Hits	2, Eight Times
Doubles	2, Iowa (02/28/26)
Triples	N/A
Home Runs	2 at McNeese (02/24/26)
Total Bases	8 at McNeese (02/24/26)
RBIs	2 at McNeese (02/24/26) Nevada (02/06/26)
Runs Scored	2, Five Times
Walks	3, Ole Miss (04/17/26) Memphis (02/28/26)
Hit By Pitch	1, Five Times
Sacrifice Flies	1, Auburn (05/02/26) Louisiana Tech (03/24/26)
Sac Hits	1, Auburn (04/30/26)
At Bats	5 at #21/24 South Carolina (03/20/26)
Stolen Bases	1, Memphis (02/28/26) South Alabama (02/17/26)
Putouts	11 at McNeese (02/24/26)
Assists	1, Four Times

## SINGLE-GAME CAREER HIGHS

Hits	4 at Northern Ky. (03/18/25)* vs. Cleveland St. (02/09/25)*
Doubles	3 at Northern Ky. (03/18/25)*
Triples	1, Five Times*
Home Runs	2 at McNeese (02/24/26) vs. Cleveland St. (02/09/25)*
Total Bases	12, vs. Cleveland St. (02/09/25)*
RBIs	6 vs. Cleveland St. (02/09/25)*
Runs Scored	4 vs. Cleveland St. (02/09/25)*
Walks	3, Ole Miss (04/17/26) Memphis (02/28/26)
Hit By Pitch	1, 13 Times*
Sacrifice Flies	1, Three Times*
Sac Hits	1, Five Times*
At Bats	6, Notre Dame (03/09/25)*
Stolen Bases	3, Bellarmine (02/26/25)*
Putouts	11 at McNeese (02/24/26)
Assists	1, Six Times*

\* Includes games played at Louisville

## Complete bio

### Redshirt Sophomore Season (2026)

- On a team-best six-game hitting streak.
- Has six home runs on the season, including two homers at McNeese (Feb. 24).
- Recorded a career-high 11 putouts at McNeese (Feb. 24) after making her third start at catcher.
- Drove in a season-high four RBI against Iowa (Feb. 28).
- A 2025 All-ACC Second Team selection at Louisville, where she had a .368 average on 57 hits and 53 RBI.

### 2026 SEASON GAME-BY-GAME

Date	Opponent	Pos	AB	R	H	RBI	2B	3B	HR	BB	SB	CS	HBP	SAC	SF	GDP	K	PO	A	E	Avg	
Feb 05	NC STATE	*of	2	1	1	1	0	0	0	1	0	0	0	0	0	0	0	0	0	0	.500	
Feb 06	NEVADA	*of	3	1	1	2	0	0	1	0	0	0	0	0	0	0	1	1	0	0	.400	
Feb 06	NC STATE	*of	3	0	1	0	0	0	0	0	0	0	1	0	0	0	2	3	0	0	.375	
Feb 07	NEVADA	*of	2	1	0	0	0	0	0	1	0	0	0	0	0	0	1	1	0	0	.300	
Feb 08	ILLINOIS	*of	1	0	0	0	0	0	0	1	0	0	0	0	0	0	0	0	0	0	.273	
Feb 08	LAMAR	*c	2	1	1	0	1	0	0	1	0	0	0	0	0	0	0	4	0	0	.308	
Feb 12	vs Nebraska	*of	3	0	1	0	0	0	0	0	0	0	0	0	0	0	1	3	0	0	.312	
Feb 12	vs Oklahoma St	*of	4	0	0	0	0	0	0	0	0	0	0	0	0	0	1	1	0	0	.250	
Feb 13	vs Duke	*of	3	0	0	0	0	0	0	0	0	0	0	0	0	0	0	0	0	0	.217	
Feb 14	vs UCF	*of	3	0	1	0	0	0	0	0	0	1	0	0	0	0	0	1	0	0	.231	
Feb 15	vs UCLA	*dh	2	0	0	0	0	0	0	0	0	0	0	0	0	0	0	0	0	0	.214	
Feb 17	SOUTH ALABAMA	*of/c	2	1	1	0	0	0	0	1	0	1	0	0	0	0	2	1	0	0	.233	
Feb 20	MICHIGAN ST	*of/c	2	1	1	0	0	0	0	1	0	0	0	0	0	0	0	2	0	0	.250	
Feb 21	ULL	*of	3	1	2	0	0	0	0	2	0	0	0	0	0	0	0	2	0	1	.286	
Feb 21	MICHIGAN ST	*of	2	0	0	0	0	0	0	1	0	0	0	0	0	0	0	2	1	0	.270	
Feb 22	HOWARD	*c	2	0	0	0	0	0	0	1	0	0	0	0	0	0	0	4	0	0	.256	
Feb 24	at McNeese	*c	3	2	2	2	0	0	2	1	0	0	0	0	0	0	0	11	1	0	.286	
Feb 27	MEMPHIS	*c	2	0	0	0	0	0	0	1	0	0	0	0	0	0	1	4	0	0	.273	
Feb 28	IOWA	*of	3	1	0	2	4	2	0	0	0	0	0	0	0	0	0	5	0	0	.292	
Feb 28	MEMPHIS	*c	1	2	0	0	0	0	0	3	1	0	0	0	0	0	0	9	0	0	.286	
Mar 06	at Tennessee	*of	3	0	1	0	0	0	0	0	0	0	0	0	0	0	0	1	0	0	.288	
Mar 07	at Tennessee	*of	2	2	1	1	0	0	1	1	0	0	0	0	0	0	1	4	0	0	.296	
Mar 08	at Tennessee	*of	3	1	0	1	0	0	0	1	1	0	0	0	0	0	0	5	0	0	.281	
Mar 10	at Nicholls	*of	4	2	2	1	1	0	0	1	0	0	0	0	0	0	0	3	0	1	.295	
Mar 14	TEXAS A&M	*of	3	1	1	0	0	0	0	0	0	0	0	0	0	0	0	4	0	1	.297	
Mar 15	TEXAS A&M	*of	2	0	0	0	0	0	0	0	0	1	0	0	0	0	2	1	0	0	.288	
Mar 16	TEXAS A&M	*of	4	0	1	0	0	0	0	0	0	0	0	0	0	0	0	4	0	0	.286	
Mar 20	at South Carolina	*of	5	1	1	0	0	0	0	1	0	0	0	0	0	0	1	1	0	0	.280	
Mar 21	at South Carolina	*of	2	0	0	0	0	0	0	0	0	0	0	0	0	0	1	0	0	0	.273	
Mar 24	LOUISIANA TECH	*of	1	0	0	1	0	0	0	1	0	0	0	0	1	0	0	1	0	0	.269	
Mar 27	OKLAHOMA	*of	4	0	0	0	0	0	0	0	0	0	0	0	0	0	0	6	0	0	.256	
Mar 28	OKLAHOMA	*of	3	0	0	0	0	0	0	0	0	0	0	0	0	0	1	0	0	0	.247	
Mar 29	OKLAHOMA	*of	3	1	1	1	0	0	1	0	0	0	0	0	0	0	2	3	0	0	.250	
Apr 02	at Missouri	*of	3	0	0	0	0	0	0	0	0	0	0	0	0	0	1	0	0	0	.242	
Apr 03	at Missouri	*of	3	1	0	0	0	0	0	2	0	0	0	0	0	0	1	0	0	0	.234	
Apr 04	at Missouri	*of	3	0	2	0	0	0	0	0	0	0	0	0	0	0	0	1	0	0	.247	
Apr 07	CENTRAL ARK	*of	2	0	0	0	0	0	0	1	0	0	0	0	0	0	0	3	0	0	.242	
Apr 10	ARIZONA	*of	2	0	1	1	0	0	0	1	0	0	0	0	0	0	0	3	0	0	.248	
Apr 11	ARIZONA	*of	2	0	0	0	0	0	0	0	0	0	1	0	0	0	0	1	0	0	.243	
Apr 12	ARIZONA	*of/c	3	0	1	0	0	0	0	0	0	0	0	0	0	0	0	5	0	0	.245	
Apr 14	at ULL	*c	2	2	2	2	0	0	1	1	0	0	0	0	0	0	0	2	0	0	.259	
Apr 17	OLE MISS	*c	1	0	0	0	0	0	0	3	0	0	0	0	0	0	0	4	0	0	.257	
Apr 18	OLE MISS	*c	4	0	0	0	0	0	0	0	0	0	0	0	0	0	0	4	0	0	.248	
Apr 19	OLE MISS	*of	1	0	0	0	0	0	0	0	0	0	0	0	0	0	0	0	1	0	.243	
Apr 24	at Mississippi State	*of	3	0	0	0	0	0	0	0	0	0	0	0	0	0	0	3	1	0	.237	
Apr 26	at Mississippi State	*of	2	0	0	0	0	0	0	0	0	0	0	0	0	0	0	1	0	0	.231	
Apr 28	MCNEESE	*c	2	1	2	2	0	0	1	0	0	0	0	0	0	0	0	2	0	0	.244	
Apr 30	AUBURN	*of/dh	1	1	0	0	0	0	0	0	0	1	1	0	0	0	0	0	0	0	.242	
May 02	AUBURN-1	*of/c	2	1	1	1	0	0	0	0	0	0	0	0	1	0	0	3	0	0	.246	
May 02	AUBURN-2	*of	3	0	1	0	0	0	0	0	0	0	0	0	0	0	0	1	3	0	.248	
May 06	vs Georgia	*of	3	1	1	0	0	0	0	0	0	0	0	0	0	0	0	1	0	0	.250	
May 15	AKRON	*of	1	1	1	1	0	0	0	2	0	0	0	0	0	0	0	1	0	0	.256	
May 16	VIRGINIA TECH	*of	3	1	2	1	0	0	0	1	0	0	0	0	0	0	0	3	0	0	.265	
May 17	VIRGINIA TECH	*of	3	1	1	0	0	0	0	1	0	0	0	0	0	0	0	1	0	0	.266	
Totals			55gs	139	30	37	23	4	0	6	36	3	1	5	1	2	0	21	127	4	4	.266

On base pct. .429 • Slugging pct. .424

### LORENZ'S CAREER STATS (AT LOUISVILLE 2025)

Year	avg	gp-gs	ab	r	h	2b	3b	hr	rbi	tb	slg%	bb	hbp	so	gdp	ob%	sf	sh	sb-att	po	a	e	fld%
2025	.368	50-50	155	32	57	11	5	9	53	105	.677	17	8	24	0	.453	1	4	13-20	87	2	3	.967
TOTAL	.368	50-50	155	32	57	11	5	9	53	105	.677	17	8	24	0	.453	1	4	13-20	87	2	3	.967

### LORENZ'S CAREER STATS (AT LSU)

Year	avg	gp-gs	ab	r	h	2b	3b	hr	rbi	tb	slg%	bb	hbp	so	gdp	ob%	sf	sh	sb-att	po	a	e	fld%
2026	.266	55-55	139	30	37	4	0	6	23	59	.424	36	5	21	0	.429	2	1	3-4	127	4	4	.970
TOTAL	.266	55-55	139	30	37	4	0	6	23	59	.424	36	5	21	0	.429	2	1	3-4	127	4	4	.970



# JADA PHILLIPS

# 28

Catcher/Utility · 5-4 · Sophomore · R/R · 1L · Bradenton, Fla. (Braden River HS)

[Complete bio](#)

### Sophomore Season (2026)

- Logged first career hit in her first start of the 2026 season vs. Ole Miss (April 17).
- Hit first career home run and had a career-highs of two runs and three RBI vs. Auburn (May 2).
- Recorded first collegiate RBI with a groundout versus South Alabama (March 7, 2025).
- Won 2023 Atlanta Legacy Tournament with LLG Corn DPS club.
- Played club ball for Hotshots/Mojo Ross (2018-2020), Tampa Mustangs/LLG Maguire (2020-2021), Tampa Mustangs TJ (2021) and LLG Corn DPS (2021-2024).

### 2026 SEASON GAME-BY-GAME

Date	Opponent	Pos	AB	R	H	RBI	2B	3B	HR	BB	SB	CS	HBP	SAC	SF	GDP	K	PO	A	E	Avg
Feb 17	SOUTH ALABAMA	ph	1	0	0	0	0	0	0	0	0	0	0	0	0	0	0	0	0	0	.000
Feb 27	MEMPHIS	c	0	0	0	0	0	0	0	0	0	0	0	0	0	0	0	2	0	0	.000
Mar 10	at Nicholls	ph/c	1	0	0	0	0	0	0	0	0	0	0	0	0	0	0	1	1	0	.000
Mar 27	OKLAHOMA	pr	0	0	0	0	0	0	0	0	0	0	0	0	0	0	0	0	0	0	.000
Apr 03	at Missouri	pr	0	1	0	0	0	0	0	0	0	0	0	0	0	0	0	0	0	0	.000
Apr 18	OLE MISS	*c	0	0	0	0	0	0	0	0	0	0	0	0	0	0	0	0	1	0	.000
Apr 19	OLE MISS	*c	4	1	1	0	0	0	0	0	0	0	0	0	0	0	0	0	3	1	.167
Apr 25	at Mississippi State	pr	0	0	0	0	0	0	0	0	0	0	0	0	0	0	0	0	0	0	.167
Apr 28	MCNEESE	ph	1	1	1	1	0	0	0	0	0	0	0	0	0	0	0	0	0	0	.286
May 02	AUBURN-1	*dh	3	2	2	3	0	0	1	0	0	0	0	0	0	0	0	0	0	0	.400
May 02	AUBURN-2	*dh	2	0	0	0	0	0	0	0	0	0	0	0	0	0	1	1	0	0	.333
Totals		3gs	12	5	4	4	0	0	1	0	0	0	0	0	0	0	1	2	7	1	.333

On base pct. .333 · Slugging pct. .583

### SINGLE-GAME SEASON HIGHS

Hits	2, Auburn (05/02/26)
Doubles	N/A
Triples	N/A
Home Runs	1, Auburn (05/02/26)
Total Bases	5, Auburn (05/02/26)
RBI	3, Auburn (05/02/26)
Runs Scored	2, Auburn (05/02/26)
Walks	N/A
Hit By Pitch	N/A
Sacrifice Flies	N/A
Sac Hits	N/A
At Bats	4, 1, Ole Miss (04/19/26)
Stolen Bases	N/A
Putouts	3, Ole Miss (04/19/26)
Assists	1, Ole Miss (04/19/26)

### SINGLE-GAME CAREER HIGHS

Hits	2, Auburn (05/02/26)
Doubles	N/A
Triples	N/A
Home Runs	1, Auburn (05/02/26)
Total Bases	5, Auburn (05/02/26)
RBI	3, Auburn (05/02/26)
Runs Scored	2, Auburn (05/02/26)
Walks	N/A
Hit By Pitch	N/A
Sacrifice Flies	N/A
Sac Hits	N/A
At Bats	4, Ole Miss (04/19/26)
Stolen Bases	N/A
Putouts	10, UT Arlington (02/14/25)
Assists	2, UT Arlington (02/14/25)

### PHILLIPS' CAREER STATS

Year	avg	gp-gs	ab	r	h	2b	3b	hr	rbi	tb	slg%	bb	hbp	so	gdp	ob%	sf	sh	sb-att	po	a	e	fld%
2025	.000	6-4	10	0	0	0	0	0	1	0	.000	0	0	3	0	.000	0	0	0-0	29	3	0	1.000
2026	.333	11-3	12	5	4	0	0	1	4	7	.583	0	0	2	1	.333	0	0	0-0	7	1	0	1.000
TOTAL	.182	17-7	22	5	4	0	0	1	5	7	.318	0	0	5	1	.182	0	0	0-0	36	4	0	1.000



# DESTINY HARRIS

# 33

Outfield · 5-4 · Sophomore · R/R · 1L · Norfolk, Va. (Granby HS)

## SINGLE-GAME SEASON HIGHS

Hits	2, Three Times
Doubles	1, McNeese (04/28/26) Louisiana Tech (03/24/26)
Triples	N/A
Home Runs	1, Memphis (02/27/26) Michigan St. (02/21/26)
Total Bases	5, Michigan St. (02/21/26)
RBI's	3, McNeese (04/28/26)
Runs Scored	2, Four Times
Walks	1, Five Times
Hit By Pitch	1, Four Times
Sacrifice Flies	N/A
Sac Hits	N/A
At Bats	4, #5/3 Oklahoma (03/27/26)
Stolen Bases	1, Five Times
Putouts	4, Howard (02/22/26)
Assists	N/A

## SINGLE-GAME CAREER HIGHS

Hits	2, Three Times
Doubles	1, McNeese (04/28/26) Louisiana Tech (03/24/26)
Triples	N/A
Home Runs	1, Memphis (02/27/26) Michigan St. (02/21/26)
Total Bases	5, Michigan St. (02/21/26)
RBI's	3, McNeese (04/28/26)
Runs Scored	2, Four Times
Walks	1, Five Times
Hit By Pitch	1, Four Times
Sacrifice Flies	N/A
Sac Hits	N/A
At Bats	4, #5/3 Oklahoma (03/27/26)
Stolen Bases	1, Five Times
Putouts	4, Howard (02/22/26)
Assists	N/A

## Complete bio

### Sophomore Season (2026)

- Recorded a multi-hit and multi-RBI game in her first collegiate start (Feb. 21 vs. Michigan St.).
- Hit a home run in her first at-bat of her first collegiate start.
- Has two two-run homers this season.
- Named 2024 Regional Player of the Year at Granby High School.
- A two-time Player of the Year, High School All-Region selection and All-State honoree.

### 2026 SEASON GAME-BY-GAME

Date	Opponent	Pos	AB	R	H	RBI	2B	3B	HR	BB	SB	CS	HBP	SAC	SF	GDP	K	PO	A	E	Avg	
Feb 05	NC STATE	pr	0	1	0	0	0	0	0	0	0	0	0	0	0	0	0	0	0	0	0	.000
Feb 06	NC STATE	pr	0	1	0	0	0	0	0	0	0	0	0	0	0	0	0	0	0	0	0	.000
Feb 07	NEVADA	pr	0	1	0	0	0	0	0	0	0	0	0	0	0	0	0	0	0	0	0	.000
Feb 08	ILLINOIS	pr	0	1	0	0	0	0	0	0	1	0	0	0	0	0	0	0	0	0	0	.000
Feb 08	LAMAR	pr	0	0	0	0	0	0	0	0	0	0	0	0	0	0	0	0	0	0	0	.000
Feb 12	vs Nebraska	pr	0	0	0	0	0	0	0	0	0	0	0	0	0	0	0	0	0	0	0	.000
Feb 12	vs Oklahoma St	pr	0	0	0	0	0	0	0	0	0	0	0	0	0	0	0	0	0	0	0	.000
Feb 14	vs UCF	ph	1	0	0	0	0	0	0	0	0	0	0	0	0	0	1	0	0	0	0	.000
Feb 17	SOUTH ALABAMA	pr/of	0	0	0	0	0	0	0	0	0	0	0	0	0	0	0	0	0	0	0	.000
Feb 21	ULL	pr	0	0	0	0	0	0	0	0	0	0	0	0	0	0	0	0	0	0	0	.000
Feb 21	MICHIGAN ST	*dh	2	2	2	2	0	0	1	1	0	0	0	0	0	0	0	0	0	0	0	.667
Feb 22	HOWARD	*of	2	0	0	0	0	0	0	0	0	1	0	0	0	0	0	0	4	0	0	.400
Feb 24	at McNeese	*dh	2	0	1	1	0	0	0	1	0	0	0	0	0	0	0	0	0	0	0	.375
Feb 27	MEMPHIS	*of	2	2	1	2	0	0	1	0	1	0	0	0	0	0	0	0	0	0	0	.400
Feb 28	IOWA	*dh	3	1	1	0	0	0	0	0	0	0	0	0	0	0	0	0	0	0	0	.385
Feb 28	MEMPHIS	*of	2	0	0	0	0	0	0	1	1	0	0	0	0	0	0	0	0	0	0	.333
Mar 06	at Tennessee	*dh	2	0	0	0	0	0	0	0	0	0	0	0	0	0	0	2	0	0	0	.294
Mar 08	at Tennessee	pr	0	0	0	0	0	0	0	0	0	0	0	0	0	0	0	0	0	0	0	.294
Mar 10	at Nicholls	ph	0	1	0	0	0	0	0	0	0	0	1	0	0	0	0	0	0	0	0	.294
Mar 15	TEXAS A&M	pr	0	1	0	0	0	0	0	0	0	0	0	0	0	0	0	0	0	0	0	.294
Mar 16	TEXAS A&M	pr	0	1	0	0	0	0	0	0	0	0	0	0	0	0	0	0	0	0	0	.294
Mar 20	at South Carolina	ph	0	1	0	0	0	0	0	0	0	0	0	0	0	0	0	0	0	0	0	.294
Mar 21	at South Carolina	*dh	2	2	2	0	0	0	0	1	1	0	0	0	0	0	0	0	0	0	0	.368
Mar 22	at South Carolina	*dh	2	1	1	0	0	0	0	0	0	1	0	0	0	0	0	0	0	0	0	.381
Mar 24	LOUISIANA TECH	*dh	3	0	1	1	1	0	0	0	0	0	0	0	0	0	0	0	0	0	0	.375
Mar 27	OKLAHOMA	*dh	4	0	1	0	0	0	0	0	0	0	0	0	0	0	0	2	0	0	0	.357
Mar 28	OKLAHOMA	*dh	1	0	0	0	0	0	0	1	1	0	0	0	0	0	0	0	0	0	0	.345
Mar 29	OKLAHOMA	*dh	2	0	0	0	0	0	0	0	0	0	0	0	0	0	0	2	0	0	0	.323
Apr 03	at Missouri	*dh	2	0	0	0	0	0	0	0	0	0	0	0	0	0	0	1	0	0	0	.303
Apr 04	at Missouri	pr	0	0	0	0	0	0	0	0	0	0	0	0	0	0	0	0	0	0	0	.303
Apr 10	ARIZONA	pr	0	1	0	0	0	0	0	0	0	0	0	0	0	0	0	0	0	0	0	.303
Apr 14	at ULL	*of	3	1	1	2	0	0	0	0	0	0	0	0	0	0	0	0	1	0	0	.306
Apr 17	OLE MISS	ph/of	2	0	0	0	0	0	0	0	0	0	0	0	0	0	0	1	0	0	0	.289
Apr 19	OLE MISS	ph	1	0	0	0	0	0	0	0	0	0	0	0	0	0	0	0	0	0	0	.282
Apr 24	at Mississippi State	pr	0	0	0	0	0	0	0	0	0	0	0	0	0	0	0	0	0	0	0	.282
Apr 25	at Mississippi State	*of	2	0	0	0	0	0	0	0	0	0	0	0	0	0	0	2	3	0	0	.268
Apr 26	at Mississippi State	pr	0	0	0	0	0	0	0	0	0	0	0	0	0	0	0	0	0	0	0	.268
Apr 28	MCNEESE	*of	3	2	2	3	1	0	0	0	0	0	0	0	0	0	0	0	1	0	0	.295
Apr 30	AUBURN	pr	0	0	0	0	0	0	0	0	0	0	0	0	0	0	0	0	0	0	0	.295
May 02	AUBURN-1	pr	0	1	0	0	0	0	0	0	0	0	0	0	0	0	0	0	0	0	0	.295
May 02	AUBURN-2	pr	0	0	0	0	0	0	0	0	0	0	0	0	0	0	0	0	0	0	0	.295
May 16	VIRGINIA TECH	pr	0	0	0	0	0	0	0	0	0	0	0	0	0	0	0	0	0	0	0	.295
May 17	VIRGINIA TECH	pr	0	1	0	0	0	0	0	0	0	0	0	0	0	0	0	0	0	0	0	.295
Totals			17gs	44	21	13	11	2	0	2	5	5	0	4	0	0	0	11	9	0	0	.295

On base pct. .415 • Slugging pct. .477

### HARRIS' CAREER STATS

Year	avg	gp-gs	ab	r	h	2b	3b	hr	rbi	tb	slg%	bb	hbp	so	gdp	ob%	sf	sh	sb-att	po	a	e	fld%
2025	.500	2-0	2	0	1	0	0	0	1	1	.500	0	0	0	0	.500	0	0	0-0	0	0	0	.000
2026	.295	43-17	44	21	13	2	0	2	11	21	.477	5	4	11	0	.415	0	0	5-5	9	0	0	1.000
TOTAL	.304	45-17	46	21	14	2	0	2	12	22	.478	5	4	11	0	.418	0	0	5-5	9	0	0	1.000



# TORI EDWARDS

# 42

Utility • 5-11 • Redshirt Sophomore • R/R • 1L • Flower Mound, Texas (Edward S. Marcus HS)

## SINGLE-GAME SEASON HIGHS

Hits	3, Ole Miss (04/19/26) vs. RV/#23 Oklahoma St. (02/12/26)
Doubles	1, Six Times
Triples	1, NC State (02/06/26)
Home Runs	2, Ole Miss (04/19/26)
Total Bases	9, Ole Miss (04/19/26)
RBIs	4, Ole Miss (04/17/26) Illinois (02/08/26)
Runs Scored	3, Auburn (05/02/26) at Missouri (04/03/26)
Walks	4 at #21/24 South Carolina (03/20/26)
Hit By Pitch	N/A
Sacrifice Flies	N/A
Sac Hits	N/A
At Bats	5 at McNeese (02/24/26)
Stolen Bases	2, Illinois (02/08/26)
Putouts	12, Four Times
Assists	1, Eight Times

## SINGLE-GAME CAREER HIGHS

Hits	3, Eight Times
Doubles	1, 20 Times
Triples	1, NC State (02/06/26)
Home Runs	2, Three Times
Total Bases	9, Three Times
RBIs	6, ULM (03/05/25)
Runs Scored	3, Four Times
Walks	4 at #21/24 South Carolina (03/20/26)
Hit By Pitch	1, Four Times
Sacrifice Flies	1, Five Times
Sac Hits	N/A
At Bats	5 at McNeese (02/24/26)
Stolen Bases	2, Illinois (02/08/26) Louisiana Tech (04/09/25)
Putouts	12, Four Times
Assists	1, 16 Times

## Complete bio

### Redshirt Sophomore Season (2026)

- Her 100th career hit was her 30th career home run and 12th of the 2026 season at Mississippi St. (April 26).
- Hit the program's second inside-the-park grand slam in the series opener vs. Ole Miss (April 17).
- Hit game-winning and series-clinching two-run double in the South Carolina finale (March 22).
- A two-time All-SEC selection, 2025 NFCA All-American and 2025 SEC Freshman of the Year.
- Program single-season record holder with an .802 slugging percentage; tied the record with 18 HRs in 2025.
- Has a program record four grand slams and is the eighth Tiger in program history with multiple grand slams in a season.
- First career home run was a grand slam against Charlotte (Feb. 8, 2025). Has five career slams.

### 2026 SEASON GAME-BY-GAME

Date	Opponent	Pos	AB	R	H	RBI	2B	3B	HR	BB	SB	CS	HBP	SAC	SF	GDP	K	PO	A	E	Avg
Feb 05	NC STATE	*1b	1	0	0	1	0	0	0	2	1	0	0	0	0	0	0	3	0	1	.000
Feb 06	NEVADA	*1b	2	1	0	0	0	0	1	0	0	0	0	0	0	0	0	5	1	0	.000
Feb 06	NC STATE	*1b	4	2	2	0	0	1	0	0	0	0	0	0	0	0	0	3	0	0	.286
Feb 07	NEVADA	*1b	2	0	0	1	0	0	0	2	0	0	0	0	0	0	0	2	1	0	.222
Feb 08	ILLINOIS	*1b	2	2	2	4	0	0	1	2	0	0	0	0	0	0	0	6	1	0	.364
Feb 08	LAMAR	*1b	2	1	1	3	0	0	1	1	0	0	0	0	0	0	0	7	0	0	.385
Feb 12	vs Nebraska	*1b	2	0	0	0	0	0	0	1	0	0	0	0	0	0	2	3	0	0	.333
Feb 12	vs Oklahoma St	*1b	4	2	3	3	0	0	1	0	1	0	0	0	0	0	0	8	1	0	.421
Feb 13	vs Duke	*1b	3	0	0	0	0	0	0	1	0	0	0	0	0	0	1	5	0	0	.364
Feb 14	vs UCF	*1b	3	0	0	0	0	0	0	0	0	0	0	0	0	0	0	8	1	0	.320
Feb 15	vs UCLA	*1b	2	0	0	0	0	0	0	1	0	0	0	0	0	0	1	7	0	0	.296
Feb 17	SOUTH ALABAMA	*1b	1	2	1	1	0	0	0	2	0	0	0	0	0	0	0	6	1	0	.321
Feb 20	MICHIGAN ST	*1b	2	1	0	0	0	0	0	1	0	0	0	0	0	0	2	4	0	0	.300
Feb 21	ULL	*1b	4	1	0	0	0	0	0	1	1	0	0	0	0	0	2	12	1	0	.265
Feb 21	MICHIGAN ST	*1b	3	1	1	1	0	0	1	1	0	0	0	0	0	0	0	3	0	0	.270
Feb 22	HOWARD	*1b	3	0	1	1	0	0	0	0	0	0	0	0	0	0	0	7	0	0	.275
Feb 24	at McNeese	*1b	5	1	2	0	0	0	0	0	0	0	0	0	0	0	1	3	1	0	.289
Feb 27	NICHOLLS	*1b	3	1	0	1	0	0	0	0	1	0	0	0	0	0	0	0	3	0	.271
Feb 27	MEMPHIS	*1b	2	2	1	0	1	0	1	0	0	0	0	0	0	0	0	6	0	0	.280
Feb 28	IOWA	*1b	3	0	1	1	0	0	0	0	0	0	0	0	0	0	0	2	0	1	.283
Feb 28	MEMPHIS	*1b	3	0	0	0	0	0	0	1	0	0	0	0	0	0	1	0	5	0	.268
Mar 06	at Tennessee	*1b	3	0	0	0	0	0	0	0	0	0	0	0	0	0	0	5	0	0	.254
Mar 07	at Tennessee	*1b	3	0	0	0	0	0	0	0	0	0	0	0	0	0	2	7	0	0	.242
Mar 08	at Tennessee	*1b	4	0	1	1	0	0	0	0	0	0	0	0	0	0	1	2	0	0	.242
Mar 14	TEXAS A&M	*1b	2	0	1	1	0	0	0	1	0	0	0	0	0	0	1	4	0	0	.250
Mar 15	TEXAS A&M	*1b	2	1	1	1	0	0	1	1	0	0	0	0	0	0	0	12	0	0	.257
Mar 16	TEXAS A&M	*1b	4	0	1	0	0	0	0	0	0	0	0	0	0	0	0	3	0	1	.257
Mar 20	at South Carolina	*1b	2	1	0	0	0	0	0	4	0	0	0	0	0	0	0	1	9	0	.250
Mar 21	at South Carolina	*1b	4	0	0	0	0	0	0	0	0	0	0	0	0	0	0	9	0	0	.237
Mar 22	at South Carolina	*1b	3	0	1	2	1	0	0	0	0	0	0	0	0	0	1	6	0	0	.241
Mar 24	LOUISIANA TECH	*1b	2	2	2	2	0	0	1	1	0	0	0	0	0	0	0	2	0	0	.259
Mar 27	OKLAHOMA	*1b	2	0	0	0	0	0	0	2	0	0	0	0	0	0	0	1	5	0	.256
Mar 28	OKLAHOMA	*1b	3	0	1	0	0	0	0	0	0	0	0	0	0	0	0	1	5	0	.256
Mar 29	OKLAHOMA	*1b	4	0	0	0	0	0	0	0	0	0	0	0	0	0	4	7	0	0	.245
Apr 02	at Missouri	*1b	2	2	1	2	0	0	1	1	0	0	0	0	0	0	1	3	0	1	.250
Apr 03	at Missouri	*1b	2	3	1	1	0	0	1	3	0	0	0	0	0	0	0	1	12	0	.255
Apr 04	at Missouri	*1b	3	0	0	0	0	0	0	0	0	0	0	0	0	0	2	5	0	0	.248
Apr 07	CENTRAL ARK	*1b	2	0	1	1	1	0	0	2	1	0	0	0	0	0	0	4	0	0	.252
Apr 10	ARIZONA	*1b	3	0	1	0	1	0	0	0	0	0	0	0	0	0	0	1	6	0	.255
Apr 11	ARIZONA	*1b	3	0	1	0	0	0	0	0	0	0	0	0	0	0	0	12	0	1	.257
Apr 12	ARIZONA	*1b	2	0	0	0	0	0	0	1	0	0	0	0	0	0	1	0	7	1	.252
Apr 14	at ULL	*1b	2	1	0	0	0	0	0	1	0	0	0	0	0	0	0	7	0	0	.248
Apr 17	OLE MISS	*1b	3	1	2	4	0	0	1	1	0	0	0	0	0	0	1	9	0	0	.259
Apr 18	OLE MISS	*1b	2	0	1	2	1	0	0	2	0	0	0	0	0	0	0	8	0	0	.263
Apr 19	OLE MISS	*1b	3	2	3	2	0	0	2	1	0	0	0	0	0	0	0	11	0	1	.281
Apr 24	at Mississippi State	*1b	3	0	1	1	0	0	0	1	0	0	0	0	0	0	0	2	0	0	.282
Apr 25	at Mississippi State	*1b	3	0	1	0	0	0	0	0	0	0	0	0	0	0	2	3	0	0	.283
Apr 26	at Mississippi State	*1b	3	1	1	2	0	0	1	0	0	0	0	0	0	0	0	9	0	0	.285
Apr 28	MCNEESE	*1b	2	1	1	1	0	0	0	2	0	0	0	0	0	0	0	1	9	0	.288
Apr 30	AUBURN	*1b	3	0	0	0	0	0	0	0	0	0	0	0	0	0	2	4	0	0	.281
May 02	AUBURN-1	*1b	3	3	2	2	1	0	0	2	0	0	0	0	0	0	0	2	0	0	.290
May 02	AUBURN-2	*1b	3	2	1	1	0	0	0	1	0	0	0	0	0	0	0	6	0	0	.291
May 06	vs Georgia	*1b	2	0	0	0	0	0	0	1	0	0	0	0	0	0	2	5	0	0	.287
May 15	AKRON	*1b	2	1	1	0	0	0	0	1	1	0	0	0	0	0	0	1	0	0	.290
May 16	VIRGINIA TECH	*1b	2	1	0	1	0	0	0	1	0	0	0	0	1	0	0	1	6	0	.286
May 17	VIRGINIA TECH	*1b	3	0	1	0	0	0	0	1	0	0	0	0	0	0	0	0	5	0	.287
Totals			56gs	150	39	43	44	6	1	12	48	9	0	0	1	2	36	320	8	6	.287

On base pct. .457 • Slugging pct. .580

### T. EDWARDS' CAREER STATS

Year	avg	gp-gs	ab	r	h	2b	3b	hr	rbi	tb	slg%	bb	hbp	so	gdp	ob%	sf	sh	sb-att	po	a	e	fld%
2024	.167	3-2	6	2	1	0	0	0	0	1	.167	3	0	2	0	.444	0	0	0-0	0	0	0	.000
2025	.383	58-58	162	52	62	14	0	18	73	130	.802	37	4	33	2	.495	5	0	7-8	346	8	5	.986
2026	.287	56-56	150	39	43	6	1	12	44	87	.580	48	0	36	2	.457	1	0	9-9	320	8	6	.982
TOTAL	.333	117-116	318	93	106	20	1	30	117	218	.686	88	4	71	4	.476	6	0	16-17	666	16	11	.984



# CI'ELLA PICKETT

# 44

Utility • 5-8 • Freshman • R/R • HS • Mentone, Calif. (Cajon HS)

## SINGLE-GAME SEASON HIGHS

Hits	2, #16 Texas A&M (03/16/26)
Doubles	1 at Nicholls (03/10/26) Memphis (02/28/26)
Triples	N/A
Home Runs	N/A
Total Bases	2, Three Times
RBIs	2, Memphis (02/28/26)
Runs Scored	1, Three Times
Walks	1 at Missouri (04/02/26)
Hit By Pitch	1 at Nicholls (03/10/26)
Sacrifice Flies	N/A
Sac Hits	N/A
At Bats	3, Five Times
Stolen Bases	N/A
Putouts	10 at Nicholls (03/10/26)
Assists	1, Memphis (02/28/26) vs. UCF (02/14/26)

## SINGLE-GAME CAREER HIGHS

Hits	2, #16 Texas A&M (03/16/26)
Doubles	1 at Nicholls (03/10/26) Memphis (02/28/26)
Triples	N/A
Home Runs	N/A
Total Bases	2, Three Times
RBIs	2, Memphis (02/28/26)
Runs Scored	1, Three Times
Walks	1 at Missouri (04/02/26)
Hit By Pitch	1 at Nicholls (03/10/26)
Sacrifice Flies	N/A
Sac Hits	N/A
At Bats	3, Five Times
Stolen Bases	N/A
Putouts	10 at Nicholls (03/10/26)
Assists	1, Memphis (02/28/26) vs. UCF (02/14/26)

## Complete bio

### Freshman Season (2026)

- Recorded a season-high two hits against No. 16 Texas A&M (March 16)
- Had an RBI double, scored a run and had four putouts and an assist in first collegiate start (Feb. 28).
- Named the 2025 Citrus Belt League MVP and four-time Citrus Belt League First Team selection (Cajon HS).
- Played club with the Corona Angels organization and won the 2021 Alliance National Championship.

### 2026 SEASON GAME-BY-GAME

Date	Opponent	Pos	AB	R	H	RBI	2B	3B	HR	BB	SB	CS	HBP	SAC	SF	GDP	K	PO	A	E	Avg
Feb 08	ILLINOIS	1b	0	0	0	0	0	0	0	0	0	0	0	0	0	0	0	1	0	0	.000
Feb 14	vs UCF	ph/3	1	0	0	0	0	0	0	0	0	0	0	0	0	0	0	0	1	0	.000
Feb 15	vs UCLA	3b	0	0	0	0	0	0	0	0	0	0	0	0	0	0	0	0	0	1	.000
Feb 27	MEMPHIS	pr/dh	1	0	0	0	0	0	0	0	0	0	0	0	0	0	0	0	0	0	.000
Feb 28	MEMPHIS	*3b	3	1	2	1	0	0	0	0	0	0	0	0	0	0	0	4	1	0	.200
Mar 07	at Tennessee	ph	1	0	0	0	0	0	0	0	0	0	0	0	0	0	0	0	0	0	.167
Mar 08	at Tennessee	ph	1	0	0	0	0	0	0	0	0	0	0	0	0	0	0	0	0	0	.143
Mar 10	at Nicholls	*1b	3	1	1	1	1	0	0	0	0	0	1	0	0	0	0	10	0	0	.200
Mar 15	TEXAS A&M	*dh	3	0	1	0	0	0	0	0	0	0	0	0	0	0	0	0	0	0	.231
Mar 16	TEXAS A&M	*dh	3	0	2	1	0	0	0	0	0	0	0	0	0	0	1	0	0	0	.312
Mar 20	at South Carolina	*dh	3	0	1	0	0	0	0	0	0	0	0	0	0	0	0	1	0	0	.316
Mar 24	LOUISIANA TECH	ph/3	1	0	0	0	0	0	0	0	0	0	0	0	0	0	0	0	0	0	.300
Mar 27	OKLAHOMA	ph	1	0	0	0	0	0	0	0	0	0	0	0	0	0	0	0	0	0	.286
Apr 02	at Missouri	*3b	1	0	0	0	0	0	0	1	0	0	0	0	0	0	0	1	0	0	.273
Apr 28	MCNEESE	pr/dh	2	1	0	0	0	0	0	0	0	0	0	0	0	0	0	0	0	0	.250
May 02	AUBURN-1	ph	1	0	0	0	0	0	0	0	0	0	0	0	0	0	0	0	0	0	.240
May 06	vs Georgia	1b	0	0	0	0	0	0	0	0	0	0	0	0	0	0	0	1	0	0	.240
Totals		6gs	25	3	6	4	2	0	0	1	0	0	1	0	0	0	3	16	2	1	.240

On base pct. .296 • Slugging pct. .320

### PICKETT'S CAREER STATS

Year	avg	gp-gs	ab	r	h	2b	3b	hr	rbi	tb	slg%	bb	hbp	so	gdp	ob%	sf	sh	sb-att	po	a	e	fld%
2026	.240	17-6	25	3	6	2	0	0	4	8	.320	1	1	3	0	.296	0	0	0-0	16	2	1	.947
TOTAL	.240	17-6	25	3	6	2	0	0	4	8	.320	1	1	3	0	.296	0	0	0-0	16	2	1	.947



# KYLEE EDWARDS

# 67

Infield • 5-6 • Junior • R/R • TR • Waldron, Ind. (Mississippi State)

## SINGLE-GAME SEASON HIGHS

Hits	4, at Missouri (04/03/26)
Doubles	1, Eight Times
Triples	1, Five Times
Home Runs	2, #5/3 Oklahoma (03/29/26)
Total Bases	10 at Missouri (04/03/26)
RBIs	4 at Missouri (04/03/26) at #21/24 South Carolina (03/20/26)
Runs Scored	4, Auburn (05/02/26)
Walks	2, #16 Texas A&M (03/16/26)
Hit By Pitch	2, Auburn (05/02/26) at Mississippi St. (04/24/26)
Sacrifice Flies	N/A
Sac Hits	1, #16 Texas A&M (03/15/26)
At Bats	6 at Missouri (04/03/26) at #21/24 South Carolina (03/20/26)
Stolen Bases	2, Illinois (02/08/26) NC State (02/06/26)
Putouts	4, #5/3 Oklahoma (03/28/26) Nevada (02/06/26)
Assists	6, Illinois (02/08/26)

## SINGLE-GAME CAREER HIGHS

Hits	4, at Missouri (04/03/26)
Doubles	1, 23 Times*
Triples	1, Six Times*
Home Runs	2, #5/3 Oklahoma (03/29/26)
Total Bases	10 at Missouri (04/03/26)
RBIs	4, Five Times*
Runs Scored	4, Auburn (05/02/26)
Walks	2, Eight Times*
Hit By Pitch	2, Auburn (05/02/26) at Mississippi St. (04/24/26)
Sacrifice Flies	1, Five Times*
Sac Hits	1, Four Times*
At Bats	6 at Missouri (04/03/26) at #21/24 South Carolina (03/20/26)
Stolen Bases	2, Three Times*
Putouts	4, #5/3 Oklahoma (02/28/26) Nevada (02/06/26)
Assists	7, #10 Florida (03/29/24)*

\* Includes games played at Mississippi State

## Complete bio

### Junior Season (2026)

- Named to 2026 All-SEC First Team and is a two-time NFCA All-Region selection.
- Hit three extra-base hits and a team-high five RBI in the 2026 Baton Rouge Regional.
- Became the first LSU Tiger to hit for the cycle (at Missouri; April 3).
- Scored a career-high four runs against Auburn (May 2).
- Hit first home run as an LSU Tiger against Memphis (Feb. 27), and two in one game vs. No. 5/3 Oklahoma.
- Hit a walk-off triple against UL Lafayette (Feb. 21) and set a career-high three hits in that game.

### 2026 SEASON GAME-BY-GAME

Date	Opponent	Pos	AB	R	H	RBI	2B	3B	HR	BB	SB	CS	HBP	SAC	SF	GDP	K	PO	A	E	Avg
Feb 05	NC STATE	*ss	3	1	0	0	0	0	0	0	0	0	0	0	0	0	0	1	0	0	.000
Feb 06	NEVADA	*ss	3	1	1	0	1	0	0	0	0	0	0	0	0	0	0	4	2	0	.167
Feb 06	NC STATE	*ss	4	0	2	1	0	0	0	2	0	0	0	0	0	0	0	0	4	0	.300
Feb 07	NEVADA	*ss	3	0	0	0	0	0	0	0	0	0	0	0	0	0	1	1	1	0	.231
Feb 08	ILLINOIS	*ss	2	1	0	0	0	0	0	1	2	0	0	0	0	0	0	0	6	0	.200
Feb 08	LAMAR	*ss	3	0	0	0	0	0	0	0	0	0	0	0	0	0	1	1	2	0	.167
Feb 12	vs Nebraska	*ss	3	0	0	0	0	0	0	0	0	0	0	0	0	0	0	1	0	1	.143
Feb 12	vs Oklahoma St	*ss	2	1	0	0	0	0	0	1	0	0	0	0	0	0	0	2	4	1	.130
Feb 13	vs Duke	*ss	3	1	1	0	0	0	0	0	0	0	0	0	0	0	0	3	2	1	.154
Feb 14	vs UCF	*ss	2	0	1	0	0	0	0	0	0	0	0	0	0	0	0	1	2	0	.179
Feb 15	vs UCLA	*ss	2	0	0	0	0	0	0	0	0	0	0	0	0	0	0	0	2	0	.167
Feb 17	SOUTH ALABAMA	*ss	2	0	0	0	0	0	0	0	0	0	0	0	0	0	0	2	1	0	.152
Feb 20	MICHIGAN ST	*ss	2	1	0	0	0	0	0	1	0	0	0	0	0	0	0	0	2	1	.143
Feb 21	ILLINOIS	*ss	4	0	3	2	0	1	0	1	0	0	0	0	0	0	0	0	1	0	.205
Feb 21	MICHIGAN ST	*ss	3	1	1	0	0	0	0	0	0	0	0	0	0	0	0	3	1	0	.214
Feb 22	HOWARD	*ss	3	0	0	0	0	0	0	0	0	0	0	0	0	0	0	1	3	1	.200
Feb 24	at McNeese	*ss	4	1	3	1	0	0	0	0	0	0	0	0	0	0	0	0	0	0	.245
Feb 27	NICHOLLS	*ss	2	1	1	0	1	0	0	0	0	0	1	0	0	0	0	2	2	0	.255
Feb 27	MEMPHIS	*ss	2	2	1	1	0	0	1	1	0	0	0	0	0	0	0	2	1	0	.264
Feb 28	IOWA	*ss	2	0	0	0	0	0	0	0	0	0	1	0	0	0	0	2	1	0	.255
Feb 28	MEMPHIS	*ss	2	1	0	0	0	0	0	1	1	0	0	0	0	0	0	2	2	0	.246
Mar 06	at Tennessee	*ss	3	0	0	0	0	0	0	0	0	0	0	0	0	0	2	2	4	0	.233
Mar 07	at Tennessee	*ss	3	0	0	0	0	0	0	0	0	0	0	0	0	0	0	0	2	0	.222
Mar 08	at Tennessee	*ss	3	0	1	0	0	0	0	0	0	0	0	0	0	0	0	1	1	0	.227
Mar 10	at Nicholls	*ss	4	2	3	2	0	0	0	0	0	0	0	0	0	0	0	1	4	0	.257
Mar 14	TEXAS A&M	*ss	3	0	1	0	0	0	0	0	0	0	0	0	0	0	0	3	0	1	.260
Mar 15	TEXAS A&M	*ss	2	0	0	0	0	0	0	0	0	0	0	1	0	0	0	1	3	0	.253
Mar 16	TEXAS A&M	*ss	1	2	1	0	0	0	0	2	1	0	0	0	0	0	0	3	0	0	.263
Mar 20	at South Carolina	*ss	6	1	3	4	0	1	1	1	0	0	0	0	0	0	0	1	2	0	.280
Mar 21	at South Carolina	*ss	3	2	2	0	1	0	0	1	1	0	0	0	0	0	0	2	3	0	.294
Mar 22	at South Carolina	*ss	2	0	0	0	0	0	0	1	0	0	0	0	0	0	1	1	1	0	.287
Mar 24	LOUISIANA TECH	*ss	1	1	1	2	0	0	1	1	0	0	0	0	0	0	0	2	1	0	.295
Mar 27	OKLAHOMA	*ss	4	0	0	0	0	0	0	0	0	0	0	0	0	0	0	0	2	0	.283
Mar 28	OKLAHOMA	*ss	3	1	2	2	0	0	1	0	0	0	0	0	0	0	0	4	1	0	.295
Mar 29	OKLAHOMA	*ss	3	2	2	2	0	0	2	1	0	0	0	0	0	0	0	1	0	0	.306
Apr 02	at Missouri	*ss	4	1	1	2	0	0	1	0	0	0	0	0	0	0	0	1	0	0	.304
Apr 03	at Missouri	*ss	6	1	4	4	1	1	1	1	0	0	0	0	0	0	0	0	4	0	.324
Apr 04	at Missouri	*ss	3	0	0	0	0	0	0	1	0	0	0	0	0	0	0	2	2	0	.315
Apr 07	CENTRAL ARK	*ss	3	2	1	0	0	0	0	1	0	0	0	0	0	0	0	1	1	0	.316
Apr 10	ARIZONA	*ss	2	1	1	0	0	0	0	0	0	0	0	0	0	0	0	1	1	0	.308
Apr 11	ARIZONA	*ss	2	0	1	0	0	0	0	0	0	0	0	0	0	0	0	0	2	0	.311
Apr 12	ARIZONA	*ss	4	0	2	1	0	0	0	0	0	0	0	0	0	0	1	1	4	0	.317
Apr 14	at ULL	*ss	4	0	1	0	0	0	0	0	0	0	0	0	0	0	0	0	1	0	.315
Apr 17	OLE MISS	*ss	3	2	2	2	0	0	1	1	0	0	0	0	0	0	0	2	2	0	.323
Apr 18	OLE MISS	*ss	4	0	2	3	0	0	0	0	0	0	0	0	0	0	0	3	1	0	.328
Apr 19	OLE MISS	*ss	3	0	1	0	0	0	0	0	0	0	0	1	0	0	0	2	4	0	.328
Apr 24	at Mississippi State	*ss	1	0	0	0	0	0	0	1	0	0	2	0	0	0	1	2	1	1	.326
Apr 25	at Mississippi State	*ss	3	0	2	0	0	0	0	1	0	0	0	0	0	0	0	1	1	0	.333
Apr 26	at Mississippi State	*ss	4	2	2	2	0	0	1	0	0	0	0	0	0	0	1	3	4	0	.338
Apr 28	MCNEESE	*ss	3	2	1	1	1	0	0	1	0	0	0	0	0	0	0	0	2	0	.338
Apr 30	AUBURN	*ss	3	0	2	0	0	0	0	0	0	0	0	0	0	0	0	0	0	1	.344
May 02	AUBURN-1	*ss	3	4	2	1	0	0	0	0	0	0	0	2	0	0	0	1	1	0	.351
May 02	AUBURN-2	*ss	3	1	1	1	1	0	0	0	0	0	1	0	0	0	0	1	2	0	.350
May 06	vs Georgia	*ss	3	0	0	0	0	0	0	1	0	0	0	0	0	0	1	2	1	0	.344
May 15	AKRON	*ss	4	2	2	3	1	1	0	0	0	0	0	0	0	0	0	1	0	0	.348
May 16	VIRGINIA TECH	*ss	3	1	2	2	1	0	0	1	0	0	0	0	0	0	0	1	3	0	.353
May 17	VIRGINIA TECH	*ss	5	1	1	0	0	0	0	0	0	0	0	0	0	0	0	2	3	0	.349
Totals			57gs	172	43	60	40	8	5	10	19	7	1	9	1	0	0	10	79	102	.349

On base pct. .440 • Slugging pct. .628

### K. EDWARDS' CAREER STATS (AT MISSISSIPPI STATE 2024-2025)

Year	avg	gp-gs	ab	r	h	2b	3b	hr	rbi	tb	slg%	bb	hbp	so	gdp	ob%	sf	sh	sb-att	po	a	e	fld%
2024	.269	54-53	134	25	36	8	2	5	23	63	.470	14	3	11	1	.344	3	1	4-6	43	98	12	.922
2025	.290	58-58	162	34	47	9	0	9	37	83	.512	24	4	13	1	.391	2	2	7-7	69	87	9	.945
TOTAL	.280	112-111	296	59	83	17	2	14	60	146	.493	38	7	24	2	.370	5	3	11-13	112	185	21	.934

### K. EDWARDS' CAREER STATS (AT LSU)

Year	avg	gp-gs	ab	r	h	2b	3b	hr	rbi	tb	slg%	bb	hbp	so	gdp	ob%	sf	sh	sb-att	po	a	e	fld%
2026	.349	57-57	172	43	60	8	5	10	40	108	.628	19	9	10	0	.440	0	1	7-8	79	102	7	.963
TOTAL	.349	57-57	172	43	60	8	5	10	40	108	.628	19	9	10	0	.440	0	1	7-8	79	102	7	.963



# AVERY HODGE

# 82

Infield • 5-6 • Senior • L/R • 1L • Richmond, Texas (Oklahoma)

## SINGLE-GAME SEASON HIGHS

Hits	2, Akron (05/15/25)
	Auburn (05/02/26)
Doubles	1 at #1 Tennessee (03/08/26)
	Nevada (02/06/26)
Triples	N/A
Home Runs	1 at Nicholls (03/10/26)
Total Bases	4 at Nicholls (03/10/26)
RBLs	3 at Nicholls (03/10/26)
Runs Scored	2, Three Times
Walks	3 at Missouri (04/03/26)
Hit By Pitch	1, Three Times
Sacrifice Flies	N/A
Sac Hits	1, Four Times
At Bats	6 at #21/24 South Carolina (03/20/26)
Stolen Bases	1, Five Times
Putouts	3, Four Times
Assists	5 at #1 Tennessee (03/07/26)

## Complete bio

### Senior Season (2026)

- Hit her first home run of the season at Nicholls (March 10).
- Drew a season-high three walks at Missouri (April 3).
- Logged a career-high six assists against UConn (May 17, 2025).
- Hit first career home run, a two-run go-ahead shot at ULL (March 25, 2025).
- A two-time National Champion at Oklahoma.
- Played on the U.S. Women's National Team at the 2023 Japan All-Star Series.

### 2026 SEASON BATTING GAME-BY-GAME

Date	Opponent	Pos	AB	R	H	RBI	2B	3B	HR	BB	SB	CS	HBP	SAC	SF	GDP	K	PO	A	E	Avg	
Feb 05	NC STATE	*3b	2	1	0	0	0	0	0	0	0	0	0	0	0	0	1	1	0	0	.000	
Feb 06	NEVADA	*3b	2	1	1	0	1	0	0	1	1	0	0	0	0	0	1	1	3	0	.250	
Feb 06	NC STATE	*3b	2	0	0	0	0	0	2	0	0	0	0	0	0	0	2	0	0	0	.167	
Feb 07	NEVADA	*3b	1	1	0	0	0	0	0	0	0	0	0	1	0	0	0	2	0	0	.143	
Feb 08	ILLINOIS	*3b	0	1	0	0	0	0	0	2	1	0	0	0	0	0	0	3	2	0	.143	
Feb 12	vs Nebraska	*3b	3	0	0	0	0	0	0	0	0	0	0	0	0	0	1	2	1	1	.100	
Feb 13	vs Duke	*3b	3	0	1	0	0	0	0	0	0	0	0	0	0	0	1	0	3	0	.154	
Feb 14	vs UCF	*3b	1	0	0	0	0	0	0	0	0	0	0	0	0	0	0	1	2	1	.143	
Feb 15	vs UCLA	*3b	0	0	0	0	0	0	0	0	0	0	0	0	0	0	0	1	1	0	.143	
Feb 17	SOUTH ALABAMA	*3b/d	1	1	0	0	0	0	0	0	0	0	1	0	0	0	0	1	3	0	.133	
Feb 22	HOWARD	*3b	2	0	0	0	0	0	0	0	0	0	0	0	0	0	0	0	1	0	.118	
Feb 24	at McNeese	pr/3b	1	0	0	0	0	0	0	0	0	0	0	0	0	0	0	0	0	0	.111	
Feb 27	MEMPHIS	*3b	3	1	1	0	0	0	0	0	0	0	0	0	0	0	2	3	0	0	.143	
Feb 28	IOWA	*3b	1	0	0	0	0	0	0	0	0	0	0	0	0	0	0	1	1	0	.136	
Feb 28	MEMPHIS	*3b	0	0	0	0	0	0	0	0	0	0	0	0	0	0	0	0	0	0	.136	
Mar 06	at Tennessee	*3b	2	0	1	0	0	0	0	0	0	0	0	0	0	0	0	1	0	0	.167	
Mar 07	at Tennessee	*3b	3	0	1	0	0	0	0	0	0	0	0	0	0	0	3	5	0	0	.185	
Mar 08	at Tennessee	*3b	2	2	1	0	1	0	0	1	0	0	0	0	0	0	0	3	1	1	.207	
Mar 10	at Nicholls	*3b	3	1	1	3	0	0	1	0	0	0	0	0	0	0	1	1	0	0	.219	
Mar 14	TEXAS A&M	*3b	2	0	0	1	0	0	0	1	0	0	0	0	0	0	2	2	0	0	.206	
Mar 15	TEXAS A&M	*3b	4	0	1	1	0	0	0	0	0	0	0	0	0	0	1	0	2	1	.211	
Mar 16	TEXAS A&M	*3b	2	1	0	1	0	0	0	1	1	1	1	0	0	0	1	3	0	0	.200	
Mar 20	at South Carolina	*3b	6	0	0	0	0	0	0	0	0	0	0	0	0	0	1	1	3	0	.174	
Mar 21	at South Carolina	*3b	2	1	0	0	0	0	0	1	1	0	0	0	0	0	0	1	3	0	.167	
Mar 22	at South Carolina	*3b	2	0	0	0	0	0	0	0	0	0	0	1	0	0	1	2	0	0	.160	
Mar 24	LOUISIANA TECH	*3b	1	0	0	0	0	0	0	0	0	0	0	0	0	0	0	0	0	0	.157	
Mar 27	OKLAHOMA	*3b	3	0	0	0	0	0	0	0	0	0	0	0	0	0	0	1	1	0	.148	
Mar 28	OKLAHOMA	*3b	0	0	0	0	0	0	0	0	0	0	0	0	0	0	0	2	1	0	.148	
Mar 29	OKLAHOMA	*3b	1	0	0	0	0	0	0	0	0	0	0	0	0	0	0	0	0	0	.145	
Apr 02	at Missouri	*3b	1	1	1	0	0	0	0	0	0	0	0	0	0	0	0	1	0	0	.161	
Apr 03	at Missouri	*3b	2	1	1	2	0	0	0	3	0	0	0	0	0	0	0	1	2	0	.172	
Apr 04	at Missouri	*3b	2	0	0	0	0	0	0	0	0	0	0	0	0	0	0	1	1	0	.167	
Apr 07	CENTRAL ARK	*3b	3	0	1	0	0	0	0	0	0	0	0	0	0	0	0	0	1	0	.175	
Apr 10	ARIZONA	*3b	2	1	1	0	0	0	0	0	0	0	0	0	0	0	0	1	0	0	.185	
Apr 11	ARIZONA	*3b	2	0	0	0	0	0	0	0	0	0	0	0	0	0	0	2	0	0	.179	
Apr 12	ARIZONA	*3b	2	0	0	0	0	0	0	0	0	0	0	1	0	0	0	0	2	0	.174	
Apr 14	at ULL	*3b	2	0	1	0	0	0	0	0	0	0	0	0	0	0	0	0	1	0	.169	
Apr 17	OLE MISS	*3b	3	0	1	0	0	0	0	0	0	0	0	0	0	0	1	0	0	0	.176	
Apr 18	OLE MISS	*3b	2	1	0	0	0	0	0	1	0	0	0	0	0	0	0	2	0	0	.171	
Apr 19	OLE MISS	*3b	2	1	1	0	0	0	0	0	0	0	0	0	0	0	0	1	0	0	.179	
Apr 24	at Mississippi State	*3b	2	2	1	0	0	0	0	1	0	0	0	0	0	0	0	3	1	0	.188	
Apr 25	at Mississippi State	*3b	2	0	1	0	0	0	0	0	0	0	0	0	0	0	1	0	2	0	.195	
Apr 26	at Mississippi State	*3b	2	0	0	0	0	0	0	0	0	0	0	0	0	0	0	3	0	0	.190	
Apr 28	MCCNEESE	*3b	2	1	1	1	0	0	0	0	0	0	0	0	0	0	0	0	1	0	.198	
Apr 30	AUBURN	*3b	2	1	0	0	0	0	0	0	0	0	0	1	0	0	1	1	1	0	.193	
May 02	AUBURN-1	*3b	4	2	2	1	0	0	0	0	0	0	0	0	0	0	1	0	0	0	.207	
May 02	AUBURN-2	*3b	3	0	1	1	0	0	0	0	0	0	0	0	0	0	0	1	3	0	.211	
May 06	vs Georgia	*3b	3	0	0	0	0	0	0	0	0	0	0	0	0	0	1	1	2	0	.204	
May 15	AKRON	*3b	3	0	2	1	0	0	0	0	0	0	0	0	0	0	0	0	0	0	.218	
May 16	VIRGINIA TECH	*3b	1	1	0	0	0	0	0	2	1	0	0	0	0	0	0	0	1	1	.216	
May 17	VIRGINIA TECH	*3b	3	0	0	0	0	0	0	0	0	0	0	0	0	0	0	3	0	0	.210	
Totals			44gs	105	23	22	13	2	0	1	17	5	1	3	4	0	0	13	47	65	6	.210

On base pct. .336 • Slugging pct. .257

## SINGLE-GAME CAREER HIGHS

Hits	3, at McNeese (04/01/25)
Doubles	1, 12 Times*
Triples	1, Three Times*
Home Runs	1 at Nicholls (03/10/26)
	at UL Lafayette (03/25/25)
Total Bases	4, Five Times
RBLs	5, Minnesota (03/08/25)
Runs Scored	3, South Alabama (03/07/25)
	Southern Miss (02/22/25)
Walks	3 at Missouri (04/03/26)
	Charlotte (02/07/25)
Hit By Pitch	1, 10 Times*
Sacrifice Flies	1, Six Times*
Sac Hits	1, Eight Times*
At Bats	6 at #21/24 South Carolina (03/20/26)
Stolen Bases	2, Three Times*
Putouts	4, Three Times
Assists	6, vs. UConn (05/17/25)

\* Includes games played at Oklahoma

### HODGE'S CAREER STATS (AT OKLAHOMA 2023-2024)

Year	avg	gp-gs	ab	r	h	2b	3b	hr	rbi	tb	slg%	bb	hbp	so	gdp	ob%	sf	sh	sb-att	po	a	e	fld%
2023	.261	56-3	23	21	6	1	0	0	3	7	.304	2	0	1	0	.320	0	0	4-4	11	7	1	.947
2024	.284	63-25	74	28	21	5	1	0	9	28	.378	11	3	9	0	.389	2	1	4-5	44	68	6	.949
TOTAL	.278	119-28	97	49	27	6	1	0	12	35	.361	13	3	10	0	.374	2	1	8-9	55	75	7	.949

### HODGE'S CAREER STATS (AT LSU)

Year	avg	gp-gs	ab	r	h	2b	3b	hr	rbi	tb	slg%	bb	hbp	so	gdp	ob%	sf	sh	sb-att	po	a	e	fld%
2025	.319	58-58	144	34	46	4	2	1	30	57	.396	20	4	18	1	.407	4	3	11-13	69	110	13	.932
2026	.210	51-44	105	23	22	2	0	1	13	27	.257	17	3	13	0	.336	0	4	5-6	47	65	6	.949
TOTAL	.273	109-102	249	57	68	6	2	2	43	84	.337	37	7	31	1	.377	4	7	16-19	116	175	19	.939

# 2026 OVERALL STATS

Record: 40-17 Home: 31-5 Away: 8-7 Neutral: 1-5 SEC: 13-11

Player	avg	gp-gs	ab	r	h	2b	3b	hr	rbi	tb	slg%	bb	hp	so	gdp	ob%	sf	sh	sb-att	po	a	e	fld%	
67 Kylee Edwards	.349	57-57	172	43	60	8	5	10	40	108	.628	19	9	10	0	.440	0	1	7-8	79	102	7	.963	
7 Jalia Lassiter	.348	57-57	181	61	63	13	2	9	40	107	.591	30	12	29	1	.463	4	1	10-11	80	2	0	1.000	
23 Sierra Daniel	.341	57-57	173	45	59	11	4	4	31	90	.520	34	2	24	0	.450	2	3	7-8	92	91	3	.984	
20 Alix Franklin	.292	55-54	161	33	47	7	6	6	37	84	.522	28	2	27	1	.399	2	1	3-3	93	2	3	.969	
42 Tori Edwards	.287	56-56	150	39	43	6	1	12	44	87	.580	48	0	36	2	.457	1	0	9-9	320	8	6	.982	
24 Char Lorenz	.266	55-55	139	30	37	4	0	6	23	59	.424	36	5	21	0	.429	2	1	3-4	127	4	4	.970	
12 Maci Bergeron	.260	51-51	150	11	39	10	0	3	31	58	.387	27	1	25	1	.376	0	0	0-0	223	10	1	.996	
-----																								
4 Gradie Appling	.750	8-0	4	2	3	1	0	0	1	4	1.000	0	1	1	0	.800	0	0	0-0	0	0	0	.000	
28 Jada Phillips	.333	11-3	12	5	4	0	0	1	4	7	.583	0	0	2	1	.333	0	0	0-0	7	1	0	1.000	
33 Destiny Harris	.295	43-17	44	21	13	2	0	2	11	21	.477	5	4	11	0	.415	0	0	5-5	9	0	0	1.000	
44 Ci'ella Pickett	.240	17-6	25	3	6	2	0	0	4	8	.320	1	1	3	0	.296	0	0	0-0	16	2	1	.947	
2 Maddox McKee	.229	33-8	35	8	8	1	1	0	9	11	.314	1	2	9	0	.289	0	0	4-5	17	0	0	1.000	
1 Ally Hutchins	.216	40-35	88	16	19	7	0	1	11	29	.330	22	1	23	1	.375	1	0	0-1	11	13	0	1.000	
82 Avery Hodge	.210	51-44	105	23	22	2	0	1	13	27	.257	17	3	13	0	.336	0	4	5-6	47	65	6	.949	
10 Rylie Johnson	.195	28-13	41	7	8	2	0	2	5	16	.390	4	2	6	0	.298	0	0	1-1	2	0	0	1.000	
0 Jayden Heavener	.000	1-0	1	0	0	0	0	0	0	0	.000	0	0	0	0	.000	0	0	0-0	0	17	3	.850	
Totals	.291	57	1481	347	431	76	19	57	304	716	.483	272	45	240	7	.413	12	11	54-61	1127	353	37	.976	
Opponents	.231	57	1408	165	325	51	2	42	150	506	.359	142	38	279	16	.316	12	17	14-20	1066	370	55	.963	

LOB - Team (408), Opp (325). DPs turned - Team (28), Opp (20). IBB - Team (1), T. Edwards 1, Opp (1).

## (All games Sorted by Earned run avg)

Player	era	w-l	app	gs	cg	sho	sv	ip	h	r	er	bb	so	2b	3b	hr	b/avg	wp	hp	bk	sfa	sha		
0 Jayden Heavener	2.75	13-8	30	21	15	5/0	2	132.1	106	64	52	74	120	17	1	16	.217	19	24	0	8	7		
21 Cece Cellura	3.12	9-5	22	16	8	1/1	0	98.2	110	50	44	17	48	14	1	15	.278	3	1	0	2	5		
-----																								
14 Ashlin Mowery	0.60	1-0	7	1	0	0/5	0	11.2	3	1	1	2	7	1	0	0	.079	0	2	0	0	1		
8 Cali Deal	1.66	1-0	7	1	0	0/2	0	12.2	6	4	3	6	10	2	0	1	.136	0	2	0	0	0		
17 Paytn Monticelli	2.39	9-3	21	9	3	1/2	0	76.0	64	28	26	26	62	12	0	4	.228	5	7	0	0	2		
18 Tatum Clopton	2.53	7-1	13	9	1	0/2	1	44.1	36	18	16	17	32	5	0	6	.224	1	2	0	2	2		
Totals	2.65	40-17	57	57	27	12/5	3	375.2	325	165	142	142	279	51	2	42	.231	28	38	0	12	17		
Opponents	5.93	17-40	57	57	12	4/1	5	355.1	431	347	301	272	240	76	19	57	.291	44	45	0	12	11		

PB - Team (9), Bergeron 4, Lorenz 4, Phillips 1, Opp (5). SBA/ATT - Bergeron (9-15), Heavener (4-8), Cellura (7-7), Lorenz (4-4), Clopton (2-2), Monticelli (1-2), Mowery (0-1), Phillips (1-1).

## 2026 SEC OVERALL STATS

Record: 13-11 Home: 8-4 Away: 5-7 SEC: 13-11

Player	avg	gp-gs	ab	r	h	2b	3b	hr	rbi	tb	slg%	bb	hp	so	gdp	ob%	sf	sh	sb-att	po	a	e	fld%		
67 Kylee Edwards	.408	24-24	76	19	31	3	2	8	23	62	.816	8	6	6	0	.500	0	1	2-3	37	41	3	.963		
7 Jalia Lassiter	.333	24-24	84	23	28	8	0	4	16	48	.571	11	3	19	1	.429	0	0	1-1	30	1	0	1.000		
20 Alix Franklin	.320	22-22	75	13	24	2	1	4	18	40	.533	7	0	12	1	.373	1	1	0-0	44	0	1	.978		
23 Sierra Daniel	.312	24-24	77	17	24	4	0	1	7	31	.403	11	0	13	0	.398	0	2	0-1	45	40	2	.977		
42 Tori Edwards	.290	24-24	69	16	20	3	0	7	22	44	.638	20	0	20	0	.449	0	0	0-0	149	0	3	.980		
12 Maci Bergeron	.238	21-21	63	4	15	5	0	1	11	23	.365	12	1	12	0	.368	0	0	0-0	97	5	1	.990		
82 Avery Hodge	.232	24-21	56	13	13	1	0	0	7	14	.250	9	1	8	0	.348	0	2	2-3	24	35	3	.952		
24 Char Lorenz	.161	22-22	62	9	10	0	0	2	4	16	.258	10	2	14	0	.293	1	1	1-1	45	0	2	.957		
-----																									
4 Gradie Appling	1.000	3-0	1	1	1	0	0	0	0	1	1.000	0	1	0	0	1.000	0	0	0-0	0	0	0	.000		
28 Jada Phillips	.333	7-3	9	4	3	0	0	1	3	6	.667	0	0	1	1	.333	0	0	0-0	4	1	0	1.000		
44 Ci'ella Pickett	.286	8-4	14	0	4	0	0	0	1	4	.286	1	0	3	0	.333	0	0	0-0	0	0	0	.000		
2 Maddox McKee	.211	18-5	19	3	4	0	1	0	6	6	.316	0	2	8	0	.286	0	0	0-1	10	0	0	1.000		
33 Destiny Harris	.200	20-8	20	6	4	0	0	0	0	4	.200	2	1	10	0	.304	0	0	2-2	3	0	0	1.000		
10 Rylie Johnson	.188	10-4	16	2	3	1	0	1	3	7	.438	1	0	2	0	.235	0	0	0-0	2	0	0	1.000		
1 Ally Hutchins	.160	12-10	25	4	4	2	0	0	0	6	.240	5	0	12	0	.300	0	0	0-0	3	0	0	1.000		
Totals	.282	24	666	134	188	29	4	29	121	312	.468	97	17	140	3	.386	2	7	8-12	496	150	16	.976		
Opponents	.249	24	642	92	160	17	0	34	89	279	.435	66	15	112	5	.331	6	8	7-10	489	172	22	.968		

LOB - Team (166), Opp (149). DPs turned - Team (9), Opp (9). IBB - Team (1), T. Edwards 1.

### (SEC games only Sorted by Earned run avg)

Player	era	w-l	app	gs	cg	sho	sv	ip	h	r	er	bb	so	2b	3b	hr	b/avg	wp	hp	bk	sfa	sha	
0 Jayden Heavener	3.28	4-5	15	10	6	1/0	1	64.0	54	36	30	38	51	8	0	12	.227	7	12	0	5	4	
21 Cece Cellura	4.31	3-5	10	8	5	0/0	0	50.1	60	33	31	7	27	5	0	15	.283	2	0	0	0	2	
-----																							
17 Paytn Monticelli	1.66	5-1	10	2	1	1/0	0	33.2	25	9	8	11	23	2	0	2	.207	2	3	0	0	1	
8 Cali Deal	4.67	0-0	1	0	0	0/0	0	3.0	1	2	2	1	2	0	0	1	.100	0	0	0	0	0	
18 Tatum Clopton	5.37	1-0	5	4	1	0/0	0	14.1	20	12	11	9	9	2	0	4	.328	1	0	0	1	1	
Totals	3.47	13-11	24	24	13	2/0	1	165.1	160	92	82	66	112	17	0	34	.249	12	15	0	6	8	
Opponents	4.81	11-13	24	24	5	2/0	4	163.0	188	134	112	97	140	29	4	29	.282	16	17	0	2	7	

PB - Team (6), Bergeron 3, Lorenz 2, Phillips 1, Opp (2). SBA/ATT - Bergeron (6-9), Cellura (5-5), Heavener (2-5), Phillips (1-1).

## 2026 TV/Radio Chart



**00**  
**Jayden Heavener**  
 Pitcher / Utility  
 5-6 • So.-1L • L/L  
 Pace, Fla.



**1**  
**Ally Hutchins**  
 Infield  
 5-10 • Jr.-TR • R/R  
 Paducah, Ky.



**2**  
**Maddox McKee**  
 Utility  
 5-4 • Jr.-2L • L/R  
 Montgomery, Texas



**4**  
**Gradie Appling**  
 Utility  
 5-5 • Fr.-HS • R/R  
 Juliette, Ga.



**7**  
**Jalia Lassiter**  
 Outfield  
 5-7 • Sr.-1L • R/R  
 Atmore, Ala.



**8**  
**Cali Deal**  
 Pitcher  
 6-0 • Fr.-HS • R/L  
 Quitman, La.



**10**  
**Rylie Johnson**  
 Outfield  
 5-6 • Fr.-HS • L/L  
 Spotsylvania, Va.



**11**  
**Lauryn Soeken**  
 Pitcher  
 5-9 • Fr.-HS • R/R  
 Katy, Texas



**12**  
**Maci Bergeron**  
 Catcher  
 5-4 • Sr.-3L • R/R  
 Rayne, La.



**14**  
**Ashlin Mowery**  
 Utility  
 5-11 • Fr.-HS • R/R  
 Lancaster, Ohio



**15**  
**Jady Laneaux**  
 Outfield  
 5-10 • Jr.-2L • L/R  
 Marietta, Ga.



**17**  
**Paytn Monticelli**  
 Pitcher  
 6-2 • Sr.-TR • R/R  
 Cedarburg, Wisc.



**18**  
**Tatum Clopton**  
 Pitcher  
 5-10 • 5Y-Sr.-1L • L/R  
 Lawrence, Kan.



**20**  
**Alix Franklin**  
 Utility  
 5-7 • So.-1L • R/R  
 St. Amant, La.




**21**  
**Cece Cellura**  
 Pitcher  
 6-0 • Jr.-TR • R/R  
 Glendale, Calif.



**23**  
**Sierra Daniel**  
 Utility  
 5-4 • Jr.-2L • L/R  
 Chandler, Ariz.



**24**  
**Char Lorenz**  
 Utility  
 5-5 • RS-So.-TR • R/R  
 Munster, Ind.



**28**  
**Jada Phillips**  
 Catcher / Utility  
 5-4 • So.-1L • R/R  
 Bradenton, Fla.



**33**  
**Destiny Harris**  
 Outfield  
 5-4 • So.-1L • R/R  
 Norfolk, Va.



**42**  
**Tori Edwards**  
 Utility  
 5-11 • RS-So.-1L • R/R  
 Flower Mound, Texas




**44**  
**Ci'ella Pickett**  
 Utility  
 5-8 • Fr.-HS • R/R  
 Mentone, Calif.




**67**  
**Kylee Edwards**  
 Infield  
 5-6 • Jr.-TR • R/R  
 Waldron, Ind.




**82**  
**Avery Hodge**  
 Infield  
 5-5 • Sr.-1L • L/R  
 Richmond, Texas



**Beth Torina**  
 Head Coach  
 15th Season




**Bryce Neal**  
 Assistant Coach  
 3rd Season



**Sandra Moton**  
 Assistant Coach  
 8th Season



**Taylor Pleasants**  
 Assistant Coach  
 1st Season



**Zach Jermain**  
 Director of Player  
 Performance &  
 Analytics  
 3rd Season