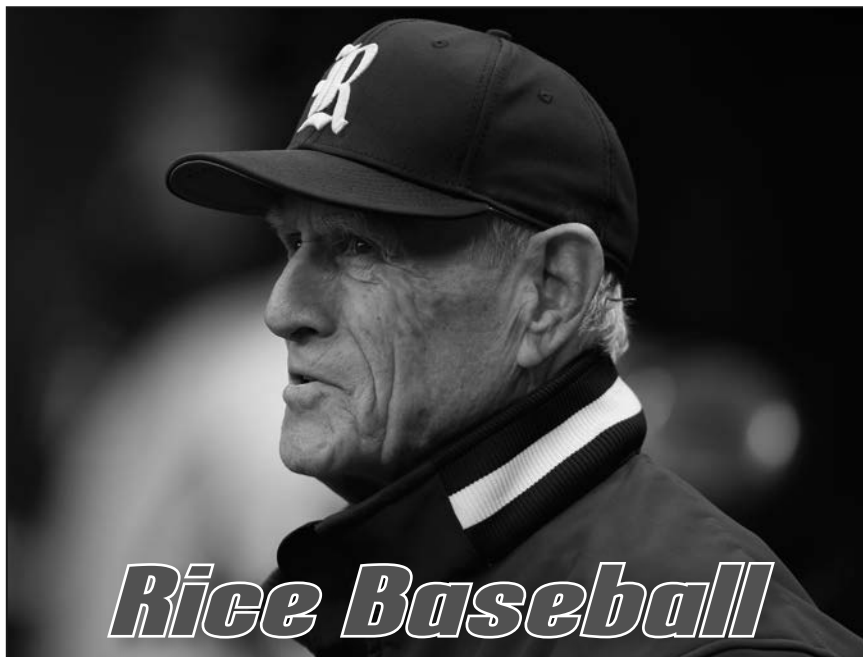




RICE OWLS BASEBALL

2016 FACT BOOK





Rice Head Coach **Wayne Graham** is in his 25th year at the helm of the Owls' baseball program.

2016 Rice Baseball Fact Book

MEDIA INFORMATION

Quick Facts	2-3
Roster	4
Roster Breakdowns	5
2016 Schedule	6
Covering The Owls	7
Reckling Park	8

2016 OPPONENTS' INFO.

Opponents	10
C-USA Championship	12
C-USA Composite Schedule	12

MEET THE OWLS

Scholar-Athlete Profiles	16
Rice Baseball Since 1999	21
C-USA Coaches Preseason Poll	35
What's Your College?	36
Rice's Consecutive Titles	43
Rice Draft Dodgers	45
Head Coach Wayne Graham	52
Baseball Staff	64

2015 IN REVIEW

2015 Results	70
2015 Statistics	71
C-USA Season In Review	73

RICE BASEBALL HISTORY

Year-By-Year With Rice Baseball	75
Rice Team Records	82
Rice Individual Records	90
All-Time Lettermen	98
Honors and Awards	105
The 2003 National Championship	111
Pipeline To The Pros	114



Rice University is committed to affirmative action and equal opportunity in education and employment. Rice does not discriminate on the basis of race, color, religion, gender, sexual orientation, national or ethnic origin, age, disability or veteran status.

GENERAL INFORMATION

Name:	Rice University
Location:	Houston, Texas
Enrollment:	6,077
Founded:	1891 (first classes in 1912)
President:	David W. Leebron
Faculty Representative:	Dr. Rob Griffin
Affiliation:	NCAA Division I
Nickname:	Owls
Mascot:	Sammy the Owl
Colors:	Blue and Gray
Conference:	Conference USA

ATHLETICS ADMINISTRATION

Athletics Director:	Joe Karlgaard
Deputy Athletics Director:	Rick Mello
Senior Staff:	Bryan Blair (Sport Admin. & Compliance) Simon Dover (Chief Financial Officer) Tanner Gardner (Chief Revenue Officer) Stacy Mosely (Senior Woman Admin.) Josh Thiel (Development) Tina Villard (Recereation)

BASEBALL PERSONNEL

Head Coach:	Wayne Graham
Alma Mater:	Texas, 1970
Record at Rice:	1,076-442, .709 (24 seasons)
Collegiate Record:	1,651-555, .748 (35 seasons)
Asst. Coach:	Patrick Hallmark (Rice, 1995; 11th year)
Office Phone:	713-348-8862
Asst. Coach:	Clay Van Hook (Texas, 2008; 5th year)
Office Phone:	713-348-8859
Volunteer Coach:	Scott Shepperd (Concordia, 2007; 4th year)
Office Phone:	713-348-8863
Director of Baseball Operations:	Daniel Watson
Office Phone:	713-348-8864
E-mail:	dkw1@rice.edu
Athletic Trainer:	Donna Papangellin
Student Manager:	Michael Kidd
Student Athletic Trainer:	

HOME BASEBALL VENUE

Stadium (year opened):	Reckling Park (2000)
Capacity:	6,193
Dimensions:	330, 375, 400, 375, 330
Pressbox Phone:	713-348-4931

RICE ATHLETIC NEWS BUREAU

Assistant AD/Media Relations:	Chuck Pool
Asst. SID/Baseball Contact:	John Sullivan
Sullivan's office phone:	713-348-5636
cell phone:	832-250-9000
e-mail:	jsully@rice.edu
Assistant SID:	Tim Andrzejewski
Assistant SID:	Kenny Bybee
SID Fax:	713-348-6019
Athletics Web site:	www.RiceOwls.com

SOCIAL MEDIA

Baseball Facebook:	Facebook.com/RiceUniversityBaseball
Baseball Twitter:	@RiceOwlsBSB
Athletics Facebook:	Facebook.com/RiceAthletics
Athletics Twitter:	@Riceowlsdotcom
University Facebook:	Facebook.com/RiceUniversity
University Twitter:	@RiceUniversity

2016 TEAM INFORMATION

Letterwinners Returning/Lost: 16 / 10
2015 Starting Position Players Returning/Lost: 6 / 4
Total Pitchers Returning/Lost: 7 / 6
Newcomers: 13

2015 RECAP

Overall Record: 37-22
Home Record: 21-8
Road Record: 15-9
Neutral Record: 1-5
C-USA Regular Season (place): 22-8 (first)
C-USA Championship: 0-2 (tied 7th)
NCAA Postseason: Houston Regional (0-2)
Final Official NCAA RPI: 14th
Final Rankings: 22nd (NCBWA)
29th (*Collegiate Baseball*)
N.R. (*USA Today/ESPN*)
N.R. (*Baseball America*)
N.R. (*PerfectGame.org*)

POSTSEASON INFORMATION

College World Series Appearances: 7
1997: 0-2
1999: 1-2
2002: 0-2
2003: 5-1 (National Champions)
2006: 2-2
2007: 2-2
2008: 0-2
CWS Record: 10-13
NCAA Regional Appearances: **21**
(1995, 96, 97, 98, 99, 00, 01, 02, 03, 04, 05, 06, 07, 08, 09, 10, 11, 12, 13, 14, 15)
Super Regional Appearances: **10**
(1999, 01, 02, 03, 05, 06, 07, 08, 09, 13)
Conference Championships: **20**
C-USA: 2006, 07, 08, 09 (tourn.), 10, 11, 12, 13, 14, 15
WAC: 1997, 98, 99, 2000, 01, 02, 03, 04, 05
SWC: 1996 (tourn.)
for a closer look at Rice's championships, please see page 51

OVERNIGHT SHIPPING ADDRESS

Rice University Athletics
6100 Main St., MS 548
Houston, TX 77005

ATHLETICS MAILING ADDRESS

Rice University Athletics
PO Box 1892, MS 548
Houston, TX 77251-1892

2016 Rice Baseball Numerical Roster

No.	Name, position	B/T	Ht	Wt	Cl-Exp	Hometown/Previous School	No.	Name, position	B/T	Ht	Wt	Cl-Exp	Hometown/Previous School
1	Cody Staab, <i>of</i>	L-L	5-10	170	Fr./HS	College Station (College Station H.S.)	24	Ricardo Salinas, <i>p/of</i>	R-R	6-1	200	So./1L	Houston (Northshore H.S.)
2	Tristan Gray, <i>if</i>	L-R	6-3	170	So./1L	Houston (Elkins H.S.)	25	Brandt Frazier, <i>c</i>	R-R	5-11	185	So./Sq.	Houston (Lamar H.S.)
3	Connor Teykl, <i>if</i>	L-R	6-3	200	Sr./3L	Sugar Land (Kempner H.S.)	26	Blake Fox, <i>p/if</i>	L-L	6-4	220	Sr./3L	Bellaire (Episcopal H.S.)
4	Hunter Kopycinski, <i>c</i>	R-R	5-11	175	Sr./3L	Houston (St. Thomas H.S.)	27	Andrew Dunlap, <i>dh</i>	R-R	5-11	225	Jr./Sq.	Houston (Westbury Christian H.S.)
5	Charlie Warren, <i>of</i>	L-R	6-2	200	Jr./2L	The Woodlands (The Woodlands H.S.)	28	Kendal Jefferies, <i>if</i>	R-R	5-11	180	Fr./HS	Spring (Klein H.S.)
6	Ryan Chandler, <i>of/if</i>	L-R	5-9	170	So./1L	Houston (Strake Jesuit College Prep)	29	Jon Duplantier, <i>p</i>	L-R	6-4	225	Jr./1L	Katy (Seven Lakes H.S.)
7	Dominic DiCaprio, <i>c</i>	R-R	6-0	200	Fr./HS	Coral Springs, Fla. (Stoneman Douglas H.S.)	30	Ben Schragger, <i>p</i>	R-R	5-11	190	Fr./HS	Titusville, N.J. (Hopewell Valley H.S.)
8	Ford Proctor, <i>if</i>	L-R	6-0	190	Fr./HS	Beaumont (Kelly H.S.)	32	Austin Solecitto, <i>p</i>	L-L	6-2	205	Sr./1L	Franklin Lakes, N.J. (Howard College/Indian Hills H.S.)
9	Dayne Wunderlich, <i>of</i>	R-R	6-0	195	Jr./2L	Brenham (Brenham H.S.)	33	Gavin Johnson, <i>c</i>	L-R	6-0	185	Fr./HS	San Antonio (O'Connor H.S.)
10	Dane Myers, <i>if/p</i>	R-R	6-2	205	So./1L	Katy (Taylor H.S.)	34	Jackson Parthasarathy, <i>p</i>	R-R	6-3	200	Fr./HS	Austin (Lake Travis H.S.)
11	Mason Hellums, <i>p</i>	L-L	6-1	190	Fr./HS	Robstown (Tuloso Midway H.S.)	35	Zach Esquivel, <i>p</i>	R-R	5-10	179	Fr./HS	League City (Clear Creek H.S.)
12	Brent Schwarz, <i>p</i>	R-R	6-3	215	Fr./HS	Boerne (Aurora, Colorado Regis Jesuit)	38	Braden Rollins, <i>of/p</i>	R-R	6-4	200	Fr./HS	Lake Mary, Fla. (Lake Mary H.S.)
13	Nick Orewiler, <i>p</i>	R-R	6-3	185	Jr./Sq.	Galveston (Ball H.S.)	42	Willy Amador, <i>p/c</i>	R-R	6-0	198	So./1L	Bryan (Bryan H.S.)
14	Rodrigo Duluc, <i>p</i>	R-R	6-3	195	Fr./HS	New York, NY (Bronx HS for Science)	44	Khevin Brewer, <i>of</i>	R-R	6-1	215	So./Sq.	Richmond (Travis H.S.)
15	Chad Tatum, <i>if</i>	R-R	6-0	185	So./1L	San Antonio (Antonian College Prep)							
17	Glenn Otto, <i>p</i>	R-R	6-4	225	So./1L	Spring (Concordia Lutheran H.S.)							
21	Josh Pettitte, <i>p</i>	R-R	6-2	195	So./1L	Houston (Deer Park H.S.)							
22	Grayson Lewis, <i>if</i>	R-R	5-11	185	Sr./1L	Heath/Navarro College/Rockwall Heath H.S.							
23	Evan Kravetz, <i>p</i>	L-L	6-8	250	Fr./HS	Miami, Fla. (Gulliver Preparatory)							

Head Coach: 37 Wayne Graham (Texas, 1970; 25th season at Rice)

Assistant Coach: 20 Patrick Hallmark (Rice, 1995; 11th season)

Assistant Coach: 19 Clay Van Hook (Texas, 2008; fifth season)

Volunteer Coach: 18 Scott Shepperd (Concordia, 2006; fourth season)

Roster Breakdowns

ALPHABETICAL

Willy Amador, p/c
Khevin Brewer, of
Ryan Chandler, of
Dominic DiCaprio, c
Rodrigo Duluc, if
Andrew Dunlap, dh
Jon Duplantier, p
Zach Esquivel, p
Blake Fox, p/if
Brandt Frazier, c
Tristan Gray, if
Mason Hellums, p
Kendal Jefferies, if
Gavin Johnson, c
Hunter Kopycinski, c
Evan Kravetz, p
Grayson Lewis, if

Dane Myers, if/p
Nick Orewiler, p
Glenn Otto, p
Jackson Parthasarathy, p
Josh Pettitte, p
Ford Proctor, if
Braden Rollins, of/p
Ricardo Salinas, p
Ben Schragger, p
Brent Schwarz, p
Austin Solecitto, p
Cody Staab, of
Chad Tatum, if
Connor Teykl, if
Charlie Warren, of
Dayne Wunderlich, of

CLASS

Seniors

Blake Fox
Hunter Kopycinski
Grayson Lewis
Connor Teykl
Austin Solecitto

Juniors

Andrew Dunlap
Jon Duplantier
Nick Orewiler
Charlie Warren
Dayne Wunderlich

Sophomores

Willy Amador
Khevin Brewer
Ryan Chandler
Brandt Frazier
Tristan Gray

Dane Myers
Glenn Otto
Josh Pettitte
Ricardo Salinas
Chad Tatum

Freshmen

Dominic DiCaprio
Rodrigo Duluc
Zach Esquivel
Mason Hellums
Kendal Jefferies
Gavin Johnson
Evan Kravetz
Jackson Parthasarathy
Ford Proctor
Braden Rollins
Ben Schragger
Brent Schwarz
Cody Staab

POSITIONS

Pitchers

L - Blake Fox (if)
Mason Hellums
Evan Kravetz
Austin Solecitto

R - Willy Amador (c)

Jon Duplantier
Zach Esquivel
Nick Orewiler
Glenn Otto
Jackson Parthasarathy
Josh Pettitte
Ricardo Salinas (of)
Ben Schragger
Brent Schwarz

Catchers

Brandt Frazier
Hunter Kopycinski
Dominic DiCaprio
Gavin Johnson

Infielders

Rodrigo Duluc
Tristan Gray
Kendal Jefferies
Grayson Lewis
Dane Myers (rhp)
Ford Proctor
Chad Tatum
Connor Teykl

Outfielders

Khevin Brewer
Ryan Chandler (if)
Braden Rollins (rhp)
Cody Staab
Charlie Warren
Dayne Wunderlich

Designated Hitter

Andrew Dunlap

PRONUNCIATION GUIDE

Amador	<i>AHM-ah-dor</i>
Khevin	<i>KEY-vin</i>
DiCaprio	<i>(like the actor)</i>
Duluc	<i>Dew-luke</i>
Duplantier	<i>DEW-plan-tee-ay</i>
Kopycinski	<i>KO-pah-sin-skee</i>
Orewiler	<i>OR-whyler</i>
Parthasarathy	<i>PARTH-ah-sarth-ee</i>
Schragger	<i>SHRAY-grrr</i>
Solecitto	<i>SO-leh-see-tow</i>
Teykl	<i>TAY-kel</i>

2016 Rice Baseball Schedule

February

19	Fri.	Arizona	Reckling Park	6 pm
20	Sat.	Arizona	Reckling Park	4 pm
21	Sun.	Arizona	Reckling Park	1 pm
23	Tues.	Dallas Baptist	Reckling Park	6 pm
24	Wed.	Texas State	Reckling Park	6 pm
26	Fri.	Arkansas ^(TV)	Minute Maid Park	7 pm
27	Sat.	TCU ^(TV)	Minute Maid Park	7 pm
28	Sun.	Louisiana-Lafayette ^(TV)	Minute Maid Park	6 pm

March

2	Wed.	Sam Houston State	Huntsville	6:30 pm
4	Fri.	UCF	Reckling Park	6 pm
5	Sat.	UCF	Reckling Park	4 pm
6	Sun.	UCF	Reckling Park	1 pm
8	Tues.	Lamar	Beaumont	6 pm
11	Fri.	East Carolina	Reckling Park	6 pm
12	Sat.	East Carolina	Reckling Park	2 pm
13	Sun.	East Carolina	Reckling Park	12:30 pm
15	Tues.	TCU	Reckling Park	6:30 pm
18	Fri.	UTSA ^(C-USA)	San Antonio	6 pm
19	Sat.	UTSA ^(C-USA)	San Antonio	2 pm
20	Sun.	UTSA ^(C-USA)	San Antonio	1 pm

22	Tues.	Houston	Cougar Field	6:30 pm
25	Fri.	Old Dominion ^(C-USA)	Reckling Park	6:30 pm
26	Sat.	Old Dominion ^(C-USA)	Reckling Park	2 pm
27	Sun.	Old Dominion ^(C-USA)	Reckling Park	Noon
29	Tues.	Sam Houston State	Reckling Park	6:30 pm

April

1	Fri.	Middle Tennessee ^(C-USA)	Murfreesboro, Tenn.	6 pm
2	Sat.	Middle Tennessee ^(C-USA)	Murfreesboro, Tenn.	4 pm
3	Sun.	Middle Tennessee ^(C-USA)	Murfreesboro, Tenn.	1 pm
5	Tues.	Texas A&M	Reckling Park	6:30 pm
8	Fri.	UAB ^(C-USA)	Reckling Park	6:30 pm
9	Sat.	UAB ^(C-USA)	Reckling Park	2 pm
10	Sun.	UAB ^(C-USA)	Reckling Park	1 pm
12	Tues.	Texas State	San Marcos	6 pm
15	Fri.	Western Kentucky ^(C-USA)	Reckling Park	6:30 pm
16	Sat.	Western Kentucky ^(C-USA)	Reckling Park	2 pm
17	Sun.	Western Kentucky ^(C-USA)	Reckling Park	1 pm
22	Fri.	Southern Miss ^(C-USA,TV)	Hattiesburg, Miss.	6 pm
23	Sat.	Southern Miss ^(C-USA)	Hattiesburg, Miss.	2 pm
24	Sun.	Southern Miss ^(C-USA)	Hattiesburg, Miss.	1 pm
29	Fri.	Charlotte ^(C-USA)	Reckling Park	6:30 pm
30	Sat.	Charlotte ^(C-USA)	Reckling Park	2 pm

May

1	Sun.	Charlotte ^(C-USA)	Reckling Park	1 pm
4	Wed.	Lamar	Reckling Park	6:30 pm
6	Fri.	FIU ^(C-USA)	Miami, Fla.	5:30 pm
7	Sat.	FIU ^(C-USA)	Miami, Fla.	5:30 pm
8	Sun.	FIU ^(C-USA)	Miami, Fla.	11 am
10	Tues.	Houston	Reckling Park	6:30 pm
13	Fri.	Florida Atlantic ^(C-USA,TV)	Reckling Park	7 pm
14	Sat.	Florida Atlantic ^(C-USA)	Reckling Park	2 pm
15	Sun.	Florida Atlantic ^(C-USA)	Reckling Park	Noon
17	Tues.	Houston	Constellation Field	tba
19	Thur.	Louisiana Tech ^(C-USA)	Ruston, La.	6 pm
20	Fri.	Louisiana Tech ^(C-USA)	Ruston, La.	6 pm
21	Sat.	Louisiana Tech ^(C-USA)	Ruston, La.	1 pm
25-28	W-Sat	C-USA Tourn.	Hattiesburg, Miss.	tba
29	Sun.	C-USA Final ^(TV)	Hattiesburg, Miss.	1:05 pm

June

3-5	Fri.-Sun.	NCAA Regionals	tba	tba
9-12	Th-Sun.	NCAA Super Regionals	tba	tba
18-29		College World Series	Omaha, Neb.	tba

(C-USA) - denotes Conference USA league games;

TV - denotes televised game;

% - 2014 C-USA Championship Tournament games

Covering The Owls

The *Rice Baseball Fact Book* may assist members of the media as a reference tool for the 2016 season, as well as for the history of the program.

Assistant sports information director John Sullivan serves as the day-to-day contact for the baseball program and can be reached by phone at (713) 348-5636 (office) or (832) 250-9000 (cell). Additional information, including weekly news releases, photographs and video clips, is available on request.

The Rice sports information office is located in Room 1204 of Tudor Fieldhouse (next to the elevator).

During the Week

Interviews With Wayne Graham

Rice head coach **Wayne Graham** is very accessible to the media and will participate in interviews with advance notice. For telephone interviews, the best time to reach coach Graham is 9:30-11:30 am, weekdays. Please call (713) 348-8864 to schedule interview appointments.

Player Interviews

All interviews must be arranged at least one day in advance through the athletic news bureau. Players' home/cell phone numbers will not be released. No interviews will be allowed before a game. The media will not be allowed in the Rice locker room, weight room or training room areas.

Postgame Interviews

The Rice athletic news bureau will assist those writers and broadcasters wishing to interview Owls players following the game. After a short cooling-off period, requested Rice players will be available in the Owls' dugout area. Coach Graham meets the media in his office. Rice players and coaches are not available for interviews between games of doubleheaders.

Attending Practice

The media is welcome at Rice practices. All Rice head coaches have the option to close a

practice at their discretion. Giving advance notice to the athletic news bureau of attending a practice is helpful.

Rice On the Internet

Information on Rice baseball, and all 16 intercollegiate Owl sports, can be obtained via the Internet. To view updated Rice rosters, schedules/results, fast facts, biographies, pictures and much more, browse *RiceOwls.com*.

The Reckling Park Press Box

The press box at Reckling Park has a limited number of seats for working media. Admission is by credential only. The press elevator is adjacent to stadium's internal concourse, near the main entry, on the first-base side.

Credentials

Requests for single-game/series credentials at Reckling Park should be made to John Sullivan a few days in advance of the game (prefer-

ably by e-mail). All requests should come from sports editors or directors and will be carefully screened to ensure good working conditions. Spouses, dates, minors and non-workers will not be permitted in the press areas. No credentials will be mailed. Photo credentials will be granted on the same priority schedule as general media credentials.

Parking

Due to construction of the new Moody Center for the Fine Arts, there is no designated media parking at Reckling Park for 2016. All parking for Rice home games is in the main Rice Stadium and Shepherd School parking lots.

Tickets

Call the Rice athletic ticket office at 713-348-4068 to order game tickets. Most major credit cards are accepted for advance orders.

Reckling Park | Home of the Owls

Other schools have tried to follow Rice baseball's lead, often building bigger and more expensive stadiums, but Reckling Park remains the best place to watch and play a college game.

The 2016 season is now the Owls' 17th at the stadium. Rice has won an eye-opening 79.3 percent of its more than 550 games at Reckling Park since opening its doors for the 2000 season.

The facility is now better than ever after the recent state-of-the-art upgrade to the sports medicine area. The new training room helps ensure the Owls undergo any treatments in the very best environment.

In 2014 a custom wood trophy case befitting the program's storied success was installed in the front office. The stadium conference room was also remodeled to include program accolades and oversized murals of some of the best players in school history.

In 2013 a display honoring Owl great Philip Humber's major league perfect game was added near the front entrance. Other renovations over the years included the remodeling of the team's locker room, weight room and fan areas. A new playing surface and state-of-the-art drainage system, as well as a padded outfield wall and warning track that surrounds the entire field, were added to improve player safety. A classic black cast-iron fence that circles the perimeter was another recent addition.

For the fans, a grass berm and bleachers were added beyond the left field wall in 2008. A hospitality plaza on the third-base side and a sensational scoreboard with video display are fan-favorites. These improvements give Rice student-athletes a venue befitting its

status as one of the top programs in the nation. Large crowds, like the more than 4,700 fans that came to watch the home series vs. Texas last season, are not uncommon.

The park features a picturesque setting on the Rice campus facing the Texas Medical Center, the comfort of the more than 3,700 chairback seats (most with cup holders) and nine private suites. There are spacious locker rooms and the best press box in college baseball. Every visitor has raved about Reckling Park.

Rice baseball is completely housed in the facility. Head coach Wayne Graham and his assistants work in a spacious office suite that includes their private locker room, equipment storage areas and clerical areas.

For the players, the Rice clubhouse is one of the best anywhere, adjacent to the weight and aerobic workout areas and athletic training room. A climate-controlled indoor hitting and pitching practice facility was constructed under the third base stands. On game day, the Owls and their guests use some of the largest dugouts in the country. Visiting teams and umpires also have use of large, functional locker room areas.

Rice has averaged more than 3,200 fans per game the last 11 seasons, ranking among the top draws in the nation. Those fans have access to a host of wide concession areas, a large novelty shop and clean rest rooms.

For the media, the Reckling Park press box may be the largest in an on-campus stadium in the country. There are two radio booths, a television booth/photo deck and an area for 30 working writers

and game personnel. In addition, the press box includes a large interview room, hospitality areas and a workroom for game officials.

Located on the southwest corner of the university campus near Tudor Fieldhouse, Reckling Park was built on the site of Cameron Field, Rice's baseball home from 1978 through 1999. The old stadium was demolished at the close of the 1999 season and work began immediately on Reckling.

An improvement to Cameron that has lived on at Reckling is the enclosed batting cage area down the right-field line. That facility was dedicated to the memory of Earl "Lefty" Graham, a longtime umpire in the Houston area and the father of the Rice coach. Reckling Park measures 330 feet down the lines, 400 feet to center field, and 375 feet to the power alleys.

A then-sellout crowd of 4,117 watched the first game played in the new park in 2000. Rice won 21-of-29 games at the venue last year. The Owls' 36 wins in 2002 stands as the most home wins in Rice history.

Guy Jackson of Jackson & Ryan Architects, a Rice alumnus and former baseball letterman, was the principal designer of the stadium, and it was built by Miner-Dederich Constructors.

Facts | Capacity: 6,193; Dimensions: 330-400-330; Height of Wall: 8' (padded); Playing Surface: Natural Grass (Bermuda); Opening Day: Feb. 8, 2000

Rice's Record at Reckling Park

Year	Record	Pct.
2000	28-9	.757
2001	29-9	.763
2002	36-6	.857
2003	35-4	.897
2004	31-6	.838
2005	26-6	.813
2006	34-6	.850
2007	33-3	.917
2008	28-5	.848
2009	24-8	.750
2010	21-6	.778
2011	23-12	.657
2012	24-10	.706
2013	24-8	.750
2014	21-10	.678
2015	21-8	.678
Total	445-116	.793

Rice's Top Crowds at Reckling Park

1. Texas (March 17, 2009) 6,193
2. Texas (March 16, 2010) 5,469
3. Texas A&M (June 7, 2008) 5,368
Texas A&M (June 8, 2008) 5,368
5. Texas State (May 17, 2011) 5,320
6. Texas Southern (May 2, 2012) 5,250
7. Texas A&M (June 9, 2007) 5,234
8. Texas (April 20, 2005) 5,227
9. Texas (May 31, 2014) 5,199
10. Texas (March 7, 2006) 5,105

Reckling Park | Home of the Owls



Opponents

Arizona Wildcats

Location | **Tucson, Ariz.**
Baseball Coach | **Jay Johnson**
Home Venue | **Hi Corbett Field**
Baseball SID | **Adam Gonzales**
Mobile Number | **520-591-6239**
Email Address | **adamgonzales@email.arizona.edu**
Web Site | **ArizonaWildcats.com**

Arkansas Razorbacks

Location | **Fayetteville, Ark.**
Baseball Coach | **Dave Van Horn**
Home Venue | **Baum Stadium at George Cole Field**
Baseball SID | **Brett Brecheisen**
Athletics Dept. | **479-575-6533**
Email Address | **bbrech@uark.edu**
Web Site | **ArkansasRazorbacks.com**

Charlotte 49ers

Location | **Charlotte, N.C.**
Baseball Coach | **Loren Hibbs**
Home Venue | **Phillips Field at Hayes Stadium**
Baseball SID | **Sean Fox**
Office Number | **704.687.1023**
Email Address | **sean.fox@uncc.edu**
Web Site | **Charlotte49ers.com**

Dallas Baptist Patriots

Location | **Dallas**
Baseball Coach | **Dan Heefner**
Home Venue | **Joan & Andy Horner Ballpark**
Baseball SID | **Reagan Ratcliff**
Office Number | **(214) 333-5942**
Email Address | **reagan@dbu.edu**
Web Site | **dbupatriots.com**

East Carolina Pirates

Location | **Greenville, N.C.**
Baseball Coach | **Cliff Godwin**
Home Venue | **Clark-LeClair Stadium**
Baseball SID | **Malcolm Gray**
Office Number | **(252) 737-4522**
Email Address | **graym@ecu.edu**
Web Site | **ECUPirates.com**

Florida Atlantic Owls

Location | **Boca Raton, Fla.**
Baseball Coach | **John McCormack**
Home Venue | **FAU Baseball Stadium**
Baseball SID | **Brandon Goodwin**
Office Number | **561.756.0653**
Email Address | **goodwinb@fau.edu**
Web Site | **FAUSports.com**

FIU Panthers

Location | **Miami, Fla.**
Baseball Coach | **Henry "Turtle" Thomas**
Home Venue | **FIU Baseball Stadium**
Baseball SID | **Pete Pelegrin**
Office Number | **305.348.1357**
Email Address | **pppelegr@fiu.edu**
Web Site | **FIUSports.com**

Houston Cougars

Location | **Houston**
Baseball Coach | **Todd Whitting**
Home Venue | **Cougar Field**
Baseball SID | **Allison McClain**
Office Number | **713.743.9406**
Email Address | **ammclai@central.uh.edu**
Web Site | **UHCougars.com**

Lamar Cardinals

Location | **Beaumont**
Baseball Coach | **Jim Gilligan**
Home Venue | **Vincent-Beck Stadium**
Baseball SID | **Matt Fowler**
Office Number | **409.880.7845**
Email Address | **matthew.fowler@lamar.edu**
Web Site | **LamarCardinals.com**

Louisiana Ragin' Cajuns

Location | **Lafayette, La.**
Baseball Coach | **Tony Robichaux**
Home Venue | **M.L. "Tigue" Moore Field**
Baseball SID | **Jeff Schneider**
Cell Number | **(225) 241-8430**
Email Address | **schneider@louisiana.edu**
Web Site | **RaginCajuns.com**

Louisiana Tech Bulldogs

Location | **Ruston, La.**
Baseball Coach | **Greg Goff**
Home Venue | **Love Field at Patterson Park**
Baseball SID | **Anna Claire Thomas**
Office Number | **318.257.3314**
Email Address | **acthomas@latech.edu**
Web Site | **LATechSports.com**

Middle Tennessee State

Location | **Murfreesboro, Tenn.**
Baseball Coach | **Jim McGuire**
Home Venue | **Reese Smith Jr. Field**
Baseball SID | **Tony Stinnett**
Office Number | **615.898.5270**
Email Address | **stinnett@goblueraiders.com**
Web Site | **GoBlueRaiders.com**

Opponents

Old Dominion

Location | **Norfolk, Va.**
Baseball Coach | **Chris Finwood**
Home Venue | **Bud Metheny Baseball Complex**
Baseball SID | **Maggie Bonner**
Office Number | **(757) 683-5581**
Email Address | **meroy@odu.edu**
Web Site | **ODUSports.com**

Sam Houston State Bearkats

Location | **Huntsville**
Baseball Coach | **Matt Deggs**
Home Venue | **Don Sanders Stadium**
Baseball SID | **Paul Ridings**
Office Number | **936.294.1764**
Email Address | **ridings@shsu.edu**
Web Site | **GoBearkats.com**

Southern Miss Golden Eagles

Location | **Hattiesburg, Miss.**
Baseball Coach | **Scott Berry**
Home Venue | **Pete Taylor Park/Hill Denson Field**
Baseball SID | **Jack Duggan**
Office Number | **601.266.5947**
Email Address | **jack.duggan@usm.edu**
Web Site | **SouthernMiss.com**

TCU

Location | **Fort Worth**
Baseball Coach | **Jim Schlossnagle**
Home Venue | **Lupton Stadium & Williams-Reilly Field**
Baseball SID | **Brandie Davidson**
Office Number | **817.257.7969**
Email Address | **b.i.davidson@tcu.edu**
Web Site | **GoFrogs.com**

Texas A&M Aggies

Location | **College Station**
Baseball Coach | **Rob Childress**
Home Venue | **Olsen Field at Blue Bell Park**
Baseball SID | **Thomas Dick**
Office Number | **979.862.5486**
Email Address | **tdick@athletics.tamu.edu**
Web Site | **AggieAthletics.com**

Texas-San Antonio Roadrunners

Location | **San Antonio**
Baseball Coach | **Jason Marshall**
Home Venue | **Roadrunner Field**
Baseball SID | **Zena Rex**
Office Number | **956.739.4878**
Email Address | **zena.rex@utsa.edu**
Web Site | **GoUTSA.com**

Texas State Bobcats

Location | **San Marcos**
Baseball Coach | **Ty Harrington**
Home Venue | **Bobcat Baseball Stadium**
Baseball SID | **Joshua Flanagan**
Office Number | **512.245.4387**
Email Address | **jcf65@txstate.edu**
Web Site | **TxStateBobcats.com**

UAB Blazers

Location | **Birmingham, Ala.**
Baseball Coach | **Brian Shoop**
Home Venue | **Jerry D. Young Memorial Field**
Baseball SID | **Tyler Brown**
Office Number | **205-934-0725**
Email Address | **tylerab@uab.edu**
Web Site | **UABSports.com**

UCF Knights

Location | **Orlando, Fla.**
Baseball Coach | **Terry Rooney**
Home Venue | **Jay Bergman Field**
Baseball SID | **Nate Blythe**
Office Number | **407-823-6489**
Email Address | **nblythe@athletics.ucf.edu**
Web Site | **UCFKnights.com**

Western Kentucky Hilltoppers

Location | **Bowling Green, Kentucky**
Baseball Coach | **John Pawlowski**
Home Venue | **Nick Denes Field**
Baseball SID | **Brett Pund**
Office Number | **270-745-5388**
Email Address | **brett.pund@wku.edu**
Web Site | **WKUSports.com**

Conference USA

Headquarters | **Irving, Texas**
Founded | **1995**
Commissioner | **Judy MacLeod**
Assistant Commissioner for Baseball
& Football Ops | **Russ Anderson**
Email | **RDAnderson@c-usa.org**
Office Number | **214.774.1351**
Web Site | **ConferenceUSA.com**



Conference USA Championship / Composite Schedule

Championship Tournament

Conference USA's automatic bid to the NCAA Tournament will be on the line when the league Championship returns to Mississippi on May 25-29. This year's Championship is back on the Southern Miss campus at the Golden Eagles' Pete Taylor Park.

The top eight teams in the C-USA regular season standings qualify for the event. The teams are seeded into two brackets and compete using a double-elimination "Omaha-style" format. The one-game, Championship Final is slated for a live television broadcast.

Rice is certainly no stranger to the Championship. The Owls have won the conference baseball tournament six times since joining the league in the spring of 2006, including the 2014 title at Pete Taylor Park. In 2013 the Owls won the event at home at Reckling Park. The 2013 tournament was the second time Rice had served as the host of the prestigious event.



Fri., Feb. 19

William & Mary at Charlotte
FIU at Mississippi
FAU vs. South Dakota St. (Starkville, Miss.)
Florida Atlantic at Mississippi State
LA Tech vs. Southern (New Orleans)
Marshall at Florida A&M
Indiana at Middle Tennessee
ODU vs. NC State (Myrtle Beach, S.C.)
Arizona at Rice
Eastern Illinois at Southern Miss
Arkansas State at UAB (Regions Field)
Connecticut at UTSA
Youngstown State at WKU

Sat., Feb. 20

William & Mary at Charlotte
FIU at Mississippi
Florida Atlantic at Mississippi State
LA Tech vs. Grambling (New Orleans)
Marshall at Florida A&M
Indiana at Middle Tennessee
ODU vs. Kent State (Myrtle Beach, S.C.)
Arizona at Rice
Eastern Illinois at Southern Miss
Arkansas State at UAB (Regions Field)
Connecticut at UTSA
Youngstown State at WKU

Sun., Feb. 21

William & Mary at Charlotte
FIU at Mississippi
FAU vs. South Dakota St. (Starkville, Miss.)
LA Tech at New Orleans
Marshall at Florida A&M
Indiana at Middle Tennessee
ODU vs. Appalachian St. (Myrtle Beach, S.C.)
Arizona at Rice
Eastern Illinois at Southern Miss
Arkansas State at UAB (Regions Field)
Connecticut at UTSA
Youngstown State at WKU

Tue., Feb. 23

St. Thomas at FIU
Arkansas-Little Rock at LA Tech
Lipscomb at Middle Tennessee
Norfolk State at Old Dominion
Dallas Baptist at Rice
Louisiana-Monroe at Southern Miss
Jacksonville St. at UAB (Regions Field)
UTSA at Sam Houston State

Wed., Feb. 24

Missouri at FIU
Louisiana-Lafayette at LA Tech
Texas State at Rice
New Orleans at Southern Miss
UAB at Troy

Fri., Feb. 26

Toledo at Charlotte
Seton Hall at FIU
LIU Brooklyn at Florida Atlantic
Texas-Arlington at LA Tech
Marshall vs. Liberty (Myrtle Beach, SC)
Marshall at Cstl Carolina (Myrtle Beach)
Army at Middle Tennessee
Manhattan at Old Dominion
Rice vs. Arkansas (Minute Maid Park)
Northwestern St. at Southern Miss
Ohio at UAB (Regions Field)
McNeese State at UTSA
WKU vs. Cincinnati (Athens, Ga.)

Sat., Feb. 27

Toledo at Charlotte (DH)
Seton Hall at FIU
LIU Brooklyn at Florida Atlantic
Texas-Arlington at LA Tech
Marshall vs. Liberty (Myrtle Beach, SC)
W. Michigan at Middle Tennessee
Virginia Tech at Old Dominion
Rice vs. TCU (Minute Maid Park)
Northwestern St. at Southern Miss
Ohio at UAB (Regions Field)
McNeese State at UTSA
WKU vs. South Alabama (Athens, Ga.)

Sun., Feb. 28

Toledo at Charlotte
Seton Hall at FIU
LIU Brooklyn at Florida Atlantic
Texas-Arlington at LA Tech
Miami (Ohio) at Middle Tennessee
Delaware at Old Dominion
Rice vs. UL-Lafayette (Minute Maid Park)
Northwestern St. at Southern Miss
Ohio at UAB (Regions Field)
McNeese State at UTSA
WKU at Georgia

Tue., March 1

Seton Hall at FIU
 Middle Tennessee at Lipscomb
 Liberty at Old Dominion
 Southern Miss at South Alabama
 UAB at Samford
 UTSA at Houston
 WKU at Belmont

Wed., March 2

Charlotte at Kennesaw State
 LA Tech at Arkansas
 Rice at Sam Houston State
 Southern Miss vs. S. Alabama ^(Biloxi, MS)
 Troy at UAB ^(Regions Field)
 Lipscomb at WKU

Fri., March 4

Kent State at Charlotte
 Loyola Marymount at FIU
 Georgetown at Florida Atlantic
 Valparaiso at LA Tech
 Middle Tennessee at S. Alabama
 Rutgers at Old Dominion
 UCF at Rice
 Kennesaw State at UAB ^(Regions Field)
 UTSA at UC Irvine
 WKU at Jacksonville State
 Southern Miss vs. Michigan State
(at Pensacola, Fla.)

Sat., March 5

Kent State at Charlotte
 Loyola Marymount at FIU
 Georgetown at Florida Atlantic
 Valparaiso at LA Tech
 Lehigh at Marshall (DH)
 Middle Tennessee at S. Alabama
 Rutgers at Old Dominion
 UCF at Rice
 Southern Miss vs. Troy ^(Pensacola, Fla.)
 Kennesaw State at UAB ^(Regions Field)
 UTSA at UC Irvine
 WKU at Jacksonville State

Sun., March 6

Kent State at Charlotte
 Loyola Marymount at FIU
 Georgetown at Florida Atlantic
 Valparaiso at LA Tech
 Lehigh at Marshall
 Middle Tennessee at S. Alabama
 Rutgers at Old Dominion
 UCF at Rice
 Southern Miss vs. Auburn ^(Pensacola, Fla.)
 Kennesaw State at UAB ^(Regions Field)
 UTSA at UC Irvine
 WKU at Jacksonville State

Tue., March 8

Georgia at Charlotte ^(BB&T Ballpark)
 Stetson at FIU
 Saint Joseph's at Florida Atlantic
 LA Tech at LSU
 Memphis at Middle Tennessee
 Rice at Lamar
 Southern Miss at SE Louisiana
 UTSA at Texas A&M-Corpus Christi
 WKU at Tennessee

Wed., March 9

Georgia at Charlotte
 Illinois State at FIU
 Saint Joseph's at Florida Atlantic
 Old Dominion at VCU
 SE Louisiana at Southern Miss
 Incarnate Word at UTSA
 Memphis vs. Middle Tennessee
(Jackson, Tenn.)

Fri., March 11

Fairfield at Charlotte
 Manhattan at FIU
 Rutgers at Florida Atlantic
 LA Tech at A&M-Corpus Christi
 Brown at Marshall
 Middle Tennessee at Kennesaw St.
 Old Dominion at West Virginia
 East Carolina at Rice

Samford at Southern Miss
 UAB at Creighton
 Gonzaga at UTSA
 Albany at WKU

Sat., March 12

Fairfield at Charlotte
 Manhattan at FIU
 Rutgers at Florida Atlantic
 LA Tech at A&M-Corpus Christi
 Brown at Marshall
 Middle Tennessee at Kennesaw St.
 Old Dominion at West Virginia
 East Carolina at Rice
 Samford at Southern Miss
 UAB at Creighton
 Gonzaga at UTSA
 Albany at WKU

Sun., March 13

Fairfield at Charlotte
 Manhattan at FIU
 Rutgers at Florida Atlantic
 LA Tech at Texas A&M-C. Christi
 Brown at Marshall
 Middle Tennessee at Kennesaw St.
 Old Dominion at West Virginia
 East Carolina at Rice
 Samford at Southern Miss

UAB at Creighton
 Gonzaga at UTSA
 Albany at WKU

Tue., March 15

FIU at Jacksonville
 Morehead State at Marshall
 Belmont at Middle Tennessee
 Princeton at Old Dominion
 TCU at Rice
 Alabama at Southern Miss
 Mississippi at UAB ^(Regions Field)
 Texas State at UTSA
 WKU at Kentucky

Wed., March 16

Wake Forest at Charlotte
 FIU at Jacksonville
 Alcorn State at LA Tech
 Princeton at Old Dominion
 Mississippi at UAB ^(Regions Field)

Fri., March 18

FIU at Charlotte
 FAU at Middle Tennessee
 LA Tech at UAB ^(Regions Field)
 WKU at Old Dominion
 Rice at UTSA
 USM at Marshall ^(Charleston, W.Va.)

Sat., March 19

FIU at Charlotte
 Florida Atlantic at Middle Tennessee
 LA Tech at UAB ^(Regions Field)
 USM at Marshall ^(Charleston, W.Va.)
 WKU at Old Dominion
 Rice at UTSA

Sun., March 20

FIU at Charlotte
 Florida Atlantic at Middle Tennessee
 LA Tech at UAB ^(Regions Field)
 USM at Marshall ^(Charleston, W.Va.)
 WKU at Old Dominion
 Rice at UTSA

Tue., March 22

Charlotte at Wake Forest
 Florida Atlantic at Florida
 LA Tech at Louisiana-Monroe
 Eastern Kentucky at Marshall
 Vanderbilt at Middle Tennessee
 VMI at Old Dominion
 Rice at Houston
 Southern Miss vs. Tulane ^(Biloxi, Miss.)
 Alabama at UAB ^(Regions Field)
 UTSA at Texas
 Austin Peay at WKU

Wed., March 23

VMI at Old Dominion

Thu., March 24

Charlotte at LA Tech
Marshall at FIU
UAB at Florida Atlantic
Middle Tennessee at WKU
UTSA at Southern Miss

Fri., March 25

Charlotte at LA Tech
Marshall at FIU
UAB at Florida Atlantic
Middle Tennessee at WKU
Old Dominion at Rice
UTSA at Southern Miss

Sat., March 26

Charlotte at LA Tech
Marshall at FIU
UAB at Florida Atlantic
Middle Tennessee at WKU
Old Dominion at Rice
UTSA at Southern Miss

Sun. March 27

Old Dominion at Rice

Tue., March 29

NC State at Charlotte ^(BB&T Ballpark)
FIU at Bethune-Cookman
Florida Atlantic at Florida G.C.U.
Grambling State at LA Tech
Middle Tennessee at Tennessee
Old Dominion at Virginia
Sam Houston State at Rice
Southern Miss vs. Miss. St. ^(Pearl, Miss.)
Alabama A&M at UAB ^(Regions Field)
UTSA at Baylor
Louisville at WKU

Wed., March 30

Miami (Fla.) at Florida Atlantic
McNeese State at LA Tech
Marshall at Morehead State

Fri., April 1

Southern Miss at Charlotte
FIU at UTSA
Florida Atlantic at Old Dominion
LA Tech at Marshall ^(Charleston, W.Va.)
Rice at Middle Tennessee
WKU at UAB ^(Young Memorial Field)

Sat., April 2

Southern Miss at Charlotte
FIU at UTSA
Florida Atlantic at Old Dominion
LA Tech at Marshall ^(Charleston, W.Va.)
Rice at Middle Tennessee
WKU at UAB ^(Young Memorial Field)

Sun., April 3

Southern Miss at Charlotte
FIU at UTSA
Florida Atlantic at Old Dominion
LA Tech at Marshall ^(Charleston, W.Va.)
Rice at Middle Tennessee
WKU at UAB ^(Young Memorial Field)

Tue., April 5

Winthrop vs. Charlotte ^(BB&T Ballpark)
Florida Atlantic at UCF
West Virginia at Marshall (CH)
Austin Peay at Middle Tennessee
Texas A&M at Rice
Southern Miss vs. Ole Miss ^(Pearl, Miss.)
UAB at Jacksonville State
UTSA at Texas State
Evansville at WKU

Wed., April 6

Charlotte at NC State
LA Tech at Arkansas-Little Rock
William & Mary at Old Dominion
WKU at Austin Peay

Fri., April 8

Charlotte at Florida Atlantic
Old Dominion at FIU
LA Tech at WKU
Marshall at UTSA
Middle Tenn at Southern Miss
UAB at Rice

Sat., April 9

Charlotte at Florida Atlantic
Old Dominion at FIU
LA Tech at WKU
Marshall at UTSA
Middle Tenn at Southern Miss
UAB at Rice

Sun., April 10

Charlotte at Florida Atlantic
Old Dominion at FIU
LA Tech at WKU
Marshall at UTSA
Middle Tenn at Southern Miss
UAB at Rice

Tue., April 12

Florida G.C.U at Florida Atlantic
Old Dominion at William & Mary
Rice at Texas State
UAB at Alabama
Incarnate Word at UTSA
WKU at Louisville

Wed., April 13

North Carolina A&T at Charlotte
Bethune-Cookman at FIU
LA Tech at McNeese State
Southern Miss at Mississippi

Fri., April 15

Charlotte at Middle Tennessee
FIU at LA Tech
Florida Atlantic at Marshall ^(Beckley, W.Va.)
UTSA at Old Dominion
WKU at Rice
Southern Miss at UAB ^(Young Memorial Field)

Sat., April 16

Charlotte at Middle Tennessee
FIU at LA Tech
Florida Atlantic at Marshall ^(Beckley, W.Va.)
UTSA at Old Dominion
WKU at Rice
Southern Miss at UAB ^(Young Memorial Field)

Sun., April 17

Charlotte at Middle Tennessee
FIU at LA Tech
Florida Atlantic at Marshall ^(Beckley, W.Va.)
UTSA at Old Dominion
WKU at Rice
Southern Miss at UAB ^(Young Memorial Field)

Tue., April 19

Charlotte at Gardner-Webb
Northwestern State at LA Tech
Eastern Kentucky at Marshall
Tennessee at Middle Tennessee
Old Dominion at VMI
Southern Miss at Tulane
Houston Baptist at UTSA
Belmont at WKU

Wed., April 20

Florida Atlantic at Miami (Fla.)
Ohio at Marshall
Tennessee Tech at Middle Tennessee
WKU at Evansville

Fri., April 22

Marshall at Charlotte
Florida Atlantic at FIU
Old Dominion at LA Tech
Middle Tennessee at UAB
Rice at Southern Miss
UTSA at WKU

Sat., April 23

Marshall at Charlotte
 Florida Atlantic at FIU
 Old Dominion at LA Tech
 Middle Tennessee at UAB
 Rice at Southern Miss
 UTSA at WKU

Sun., April 24

Marshall at Charlotte
 Florida Atlantic at FIU
 Old Dominion at LA Tech
 Middle Tennessee at UAB
 Rice at Southern Miss
 UTSA at WKU

Tue., April 26

The Citadel at Charlotte
 FIU at South Florida
 UCF at Florida Atlantic
 Marshall at West Virginia
 Virginia vs. Old Dominion ^(Harbor Park)
 UL-Lafayette at Southern Miss
 Texas A&M-Corpus Christi at UTSA
 WKU at Lipscomb

Wed., April 27

FIU at Louisville
 LA Tech at Louisiana-Lafayette
 Middle Tennessee at Tenn. Tech
 Southern Miss at New Orleans

Fri., April 29

Charlotte at Rice
 FIU at WKU
 Southern Miss at Florida Atlantic
 LA Tech at UTSA
 Marshall at Middle Tennessee
 UAB at Old Dominion

Sat., April 30

Charlotte at Rice
 FIU at WKU
 Southern Miss at Florida Atlantic
 LA Tech at UTSA
 Marshall at Middle Tennessee
 UAB at Old Dominion

Sun., May 1

Charlotte at Rice
 FIU at WKU
 Southern Miss at Florida Atlantic
 LA Tech at UTSA
 Marshall at Middle Tennessee
 UAB at Old Dominion

Tue., May 3

UNC Asheville at Charlotte
 UAB at Ohio State
 Texas State at UTSA
 WKU at Vanderbilt

Wed., May 4

Florida Atlantic at Miami (Fla.)
 Louisiana-Monroe at LA Tech
 Lamar at Rice
 UAB at Ohio State

Fri., May 6

Old Dominion at Charlotte
 Rice at FIU
 UTSA at Florida Atlantic
 UAB at Marshall ^(Charleston, W.Va.)
 Middle Tennessee at LA Tech
 WKU at Southern Miss

Sat., May 7

Old Dominion at Charlotte
 Rice at FIU
 UTSA at Florida Atlantic
 UAB at Marshall ^(Charleston, W.Va.)
 Middle Tennessee at LA Tech
 WKU at Southern Miss

Sun., May 8

Old Dominion at Charlotte
 Rice at FIU
 UTSA at Florida Atlantic
 UAB at Marshall ^(Charleston, W.Va.)
 Middle Tennessee at LA Tech
 WKU at Southern Miss

Tue., May 10

Florida Atlantic at Ohio State
 LA Tech at Northwestern State
 Marshall at Ohio
 Middle Tennessee at Austin Peay
 Houston at Rice
 Samford at UAB ^(Young Memorial Field)

Wed., May 11

Florida Atlantic at Ohio State
 Old Dominion at Liberty

Fri., May 13

Charlotte at UTSA
 FIU at UAB ^(Young Memorial Field)
 Florida Atlantic at Rice
 LA Tech at Southern Miss
 Marshall at WKU
 Middle Tennessee at Old Dominion

Sat., May 14

Charlotte at UTSA
 FIU at UAB ^(Young Memorial Field)
 Florida Atlantic at Rice
 LA Tech at Southern Miss
 Marshall at WKU
 Middle Tennessee at Old Dominion

Sun., May 15

Charlotte at UTSA
 FIU at UAB ^(Young Memorial Field)
 Florida Atlantic at Rice
 LA Tech at Southern Miss
 Marshall at WKU
 Middle Tennessee at Old Dominion

Tue., May 17

Winthrop at Charlotte
 Wake Forest at Marshall ^(Beckley, W.Va.)
 Middle Tennessee at Belmont
 VCU vs. Old Dominion ^(Hampton, Va.)
 Rice vs. Houston ^(Constellation Field)
 UAB at Auburn
 Baylor at UTSA

Thu., May 19

UAB at Charlotte
 Southern Miss at FIU
 WKU at Florida Atlantic
 Rice at LA Tech
 Old Dominion at Marshall
 UTSA at Middle Tennessee

Fri., May 20

UAB at Charlotte
 Southern Miss at FIU
 WKU at Florida Atlantic
 Rice at LA Tech
 Old Dominion at Marshall
 UTSA at Middle Tennessee

Sat., May 21

UAB at Charlotte
 Southern Miss at FIU
 WKU at Florida Atlantic
 Rice at LA Tech
 Old Dominion at Marshall
 UTSA at Middle Tennessee

Wed.-Sun., May 25-29

Conference USA Championship
 (Hattiesburg, Miss)

Fri.-Mon., June 3-6

NCAA Regionals (Sites TBD)

Fri.-Mon., June 10-13

NCAA Super Regionals (Sites TBD)

Sat., June 18-Wed., June 29

College World Series (Omaha, Neb.)

All dates subject to change



42 P/C | R/R | So.-1L
 6-0 | 198 | Bryan, Texas
 Bryan HS
Willy Amador

Rice — 2015: Conference USA Academic Honor Roll; Made six appearances on the mound in first season of Division I baseball, including the opening weekend of the season at home against No. 6 ranked Texas... Struck out the only Longhorn he faced in a third of an inning in Sunday's series finale... Promptly tabbed to start very next game, becoming the first Owl pitcher to start a midweek game and one of just three Owl freshmen to start on the mound all year long... Fanned a career-high five batters in a career-long 3.1 innings against a Houston Baptist team

that went on to play in the NCAA Tournament... Started again a week later against Stephen F. Austin and fired 3.0 frames while allowing three hits and striking out two... Finished the year with more strikeouts (11) than innings (9.0)... Maintained a 3.52 ERA in 7.2 innings when playing at home at Reckling Park... Pitching was only part of the story, as he also came off the bench to make one appearance as a catcher... Caught the final 2.0 innings and had one official at bat in the C-USA series opener vs. FIU.

High School — A 2014 graduate of Bryan High School in Bryan, Texas... First Team 5A All-State pitcher by the Texas High School Baseball Coaches Association... Played in the THSBCA All-Star Game, and the Texas Scouts' Association Invitational as a senior... Ranked among the Top 1,000 nationally by PerfectGame... Two-year varsity starter under head coach David Powers, contributing on the mound or at catcher... Was named the Vikings' Most Valuable Player after leading the team to a 20-10-1 record and to the Area round of the 5A state tournament as bi-district champions... 2014 Diamond Pro 5A pitcher, and the King of the Hill Award selection... Went 7-2 with a 0.54 ERA and 100 strikeouts as a senior... Threw a no-hitter and a one-hitter among his three shutouts and six complete games... Fired 48.2-consecutive innings without allowing an earned run during one stretch... Hit .413 with two home runs and 23 RBI as a senior in 2014... Served

as team captain for his 2013 select team, the Brazos Valley Renegades, and was the winning pitcher in the AAU Underclass National Championship game while being named to the all-tournament team.

Personal — Full name: Wilfrido Contreras Amador. Born: July 3, 1995, in Bryan, Texas. Parents: Lorenzo and Sonia Rios of Bryan (one brother and three sisters). College: Martel.

Rice Highs

2015 Season/Career

3.1 vs. Houston Baptist, Feb. 17 Innings
 5 vs. Houston Baptist, Feb. 17 Strikeouts
 none Wild Pitches
 1 at Old Dominion, Mar. 20 Hit Batters

Rice Statistics

Year	ERA	W	L	App	GS	CG	SHO	CBO	SV	IP	H	R	ER	BB	SO	2B	3B	HR	BF	O/Avg	WP	HBP
2015	9.00	0	0	6	2	0	0	0	0	9.0	10	9	9	4	11	1	0	3	41	.286	0	1



44 **OF | R/R | So.-Sq.**
6-1 | 215 | Richmond, Texas
Travis HS
Khevin Brewer

Rice — 2015: Did not appear in any games in first collegiate season.

High School — A 2014 graduate of Travis High School in Richmond, Texas.... Ranked as No. 171 prep prospect in the nation by PerfectGame... Named a 2014 Texas Scout Association All-Star and a preseason All-Greater Houston honoree... Three-year starter for head coach Rodney Hernandez, playing either right field or first base throughout his career... Helped lead the Tigers to the Region III quarterfinals of the 5A state tournament

as a senior... Member of the USA Baseball U-17 South Texas team... Finished second in PerfectGame 15-U Home Run Derby in 2011... Multi-sport star on both the diamond and the gridiron... Two-year football letterman who received third team all-region accolades... Earned Academic Excellence Award and selection to the District 23-5A all-Academic team.

Personal — Full name: Khevin Eugene Brewer. Born: September 10, 1995, in Houston. Parents: Khevin and Elaine Brewer of Richmond, Texas. Enjoys community service through the Fellowship of Christian Athletes and Home Runs That Help. College: Jones.



6

OF/IF | L/R | So.-1L
5-9 | 170 | Houston, Texas
Strake Jesuit
Ryan Chandler

Rice — 2015: Freshman All-America (*Collegiate Baseball*); **Conference USA Freshman of the Year**; **C-USA All-Freshman Team**; Earned a host of honors in a solid Division I debut... One of only three Owls to play in all 59 games, and one of only two to start each contest (**Connor Teykl** was the other)... Every start was in centerfield, the first Owl to start every game at that position since Michael Fuda in 2012... Batted first in the order 51 times, the most times at leadoff since eventual MLB All-Star **Brock Holt** (57 times in 2009)... Hit .302 for the full season and was electric

in the Owls' NCAA Tournament games... Went 8-for-18 (.444) with a pair of doubles, four RBI and three runs scored in the NCAAs - including what proved to be the game-winning run from first base in the dramatic 20-inning (2 am) victory over crosstown rival Houston... Not only did he score the winning run, but he then threw out the potential game-tying run at second base in the bottom of the 20th inning to help preserve the victory... Led the Owls, and also ranked among the C-USA leaders, with 17 doubles (8th in C-USA) and 248 at bats (2nd in C-USA)... Tallied a team-best 24 multiple-hit games and was one of four Owls to share the lead with five steals... Collected a career-high three hits in a single game on six different occasions... Finished second on the squad in hits (75), runs (43), walks (25), total bases (94), and getting hit by a pitch (8)... Maintained a .382 on-base percentage and reached base in 21 consecutive games during one stretch... Longest hitting streak was 14-straight games, the second-best on the team... Leadoff batter who drove-in 34 runs and recorded two-or-more RBI in a game eight different times... Registered a career-best four RBI in a win over Stephen F. Austin... Hit .330 with runners on base, .324 with men in scoring position, and .343 when there were two outs already recorded in the inning... Curiously hit almost 30 points higher when playing games away from the Owls' home at Reckling Park (.315 to .288)... Proved to

have elite defensive range to match his offensive skills, posting a .993 fielding percentage with six assists... Twice recorded a career-high six put outs in game xx

High School — A 2014 graduate of Strake Jesuit College Prep in Houston... Played in the 2014 Houston Area Baseball Coaches Association 5A All-Star Game... Ranked by PerfectGame as one of the Top 500 prospects in the nation... Earned first team All-District 19-5A honors as an infielder while helping lead the Crusaders to the bi-district playoffs... Also contributed to the team as an outfielder... Batted .358 as a senior with a .776 on-base average... Drove-in 18 runs and stole 12 bases in the team's 29 games in 2014... Named a 2013 Texas Scout Association All-Star and to the WWBA World Championship All-Tournament team... Second team All-Houston 5A as a junior... Versatile student-athlete who also played varsity football... Earned All-Academic honors for District 19-5A in both baseball and football.

Personal — Full name: Ryan James Chandler. Born: April 6, 1996, in Tulsa, Okla. Parents: James and Robin Chandler of Houston (one brother). Father was a four-year football letterman at the University of Tulsa. Two uncles, Robert and Russell Chandler, played football at Oklahoma State and the University of Idaho, respectively. Enjoys community service, working with Middle School Ministry. College: Wiess.


Rice Statistics

Year	Avg	GP	GS	AB	R	H	2B	3B	HR	RBI	TB	SLG%	BB	HBP	SO	GDP	OB%	SF	SH	SB	ATT
2015	.302	59	59	248	43	75	17	1	0	34	94	.379	25	8	44	3	.382	2	4	5	12

Rice Highs

2015 Season/Career

7 at Houston, May 31	At Bats
3 at Western Kentucky, Apr. 24	Runs
3, six times	Hits
4 vs Stephen F. Austin, Feb. 25	RBI
2 at Arizona, Feb. 20	Doubles
1 at Old Dominion, Mar. 22	Triples
5 at Arizona, Feb. 20	Total Bases
2, five times	Walks
2, twice	Hit By Pitch
1, four times	SAC Bunt
1, twice	SAC Fly
6, twice	Put Outs
1, six times	Assists



7

C | R/R | Fr.-HS
6-0 | 200 | Coral Springs, Fla.
Stoneman Douglas HS
Dominic DiCaprio

High School — A 2015 graduate of Stoneman Douglas High School in Parkland, Fla.... First Team Louisville Slugger High School All-America, and a first team all-Florida Region by PerfectGame... Four-year varsity baseball starter/letterman under head coach Todd Fitz-Gerald... Helped lead the Eagles to three district titles and to back-to-back 8A Regional Finals in 2014-15 when he served as the team captain... Hit .443 with four home runs and 22 RBI as a senior to pace the team to a 23-5 overall record... Earned first team all-state by the Florida Athletic Coaches

Association and first team all-county by the Miami Herald and Sun Sentinel... Hit .360 with six home runs and 64 RBI as a junior in 2014, but also graded out as one of the best defensive receivers in the baseball-rich state... Played select ball for Elite Squad Prime, and in 2011 he was a member of the a gold medal-winning United States national age-group team to represent the country in a tournament in Venezuela... Maintained a 4.0 grade point average throughout high school... Played summer ball in the Perfect Game Collegiate League in Albany, N.Y. with current Owl Grayson Lewis.

Personal — Full name: Dominic Paul DiCaprio... Born: March 31, 1997, in Niskayuna, New York... Parents: David and Sue DiCaprio of Coral Springs, Fla. (one brother, one sister)... Father played semipro football for four years in Albany, New York... Uncle, Rit DiCaprio, played football at Maryland in mid 1970s... College: Will Rice College.



14 IF | R/R | Fr.-HS
 6-3 | 195 | New York, NY
 Bronx High School of Science
Rodrigo Duluc

High School — A 2015 graduate of Bronx High School of Science... Three-year varsity baseball starter for head coach Christopher Dahlem... Helped lead the Wolverines to a 19-4 record and division championship as a senior... Batted a combined .405 for his junior and senior seasons... Earned Perfect Game Northeast Region Honorable Mention... Played summer ball for the New York Gothams... Member of the National Honor Society... National Hispanic Recognition Program Scholar... AP Scholar with Distinction... Served in student government.

Personal — Full name: Rodrigo Alfonso Duluc... Born: November 27, 1997, in New York, NY... Parents: Victor and Solange Duluc of New York, NY (one brother). College: McMurtry.



27 DH | R/R | Jr.-Sq.
 5-11 | 225 | Houston, Texas
 Westbury Christian HS
Andrew Dunlap

Rice — **A 2015:** Was not on the Owls' roster... **2014:** Did not see game action in first season with the program.

High School — A 2013 graduate of Westbury Christian High School... Was selected in the 33rd round of the 2013 major league draft by the Washington Nationals... Two-year varsity catcher for head coach Ricky Watkins who did not begin pitching until after the conclusion of his prep career... The Wildcats went 16-14 competing in the Texas Association of Private and Parochial Schools (TAPPS) District 4A as a senior in 2013... Hit .333

with seven home runs and 26 RBI as a junior in 2012 to help the squad go 27-10... Member of the Texas Rangers team at the Area Code Games in the summer of 2012... Maintained a 3.70 grade point average.

Personal — Full name: Andrew Bellows Dunlap... Born: Date May 4, 1994, in Houston... Parents: Frank and Alice Dunlap of Houston (two sisters)... College: Hanszen.

Rice Since 1999 (1st Year of Super Regionals)

Using the 1999 season as the starting point (the year the NCAA expanded the postseason tournament field to 64 teams with the current Super Regional format), Rice baseball has maintained one of the nation's top win percentages over the last 17 years. Here's a closer look at the country's winningest programs from 1999-2015:

Team	Years	Wins	Loses	Ties	PCT	Team	Years	Wins	Loses	Ties	PCT
Florida St.	17	835	299	1	.736	TCU	17	667	375	0	.640
Rice	17	799	302	0	.726	Stanford	17	659	372	2	.639
North Carolina	17	763	325	1	.701	Florida Atlantic	17	651	370	1	.637
South Carolina	17	780	337	0	.698	Oregon St.	17	624	356	1	.637
Cal St. Fullerton	17	739	324	0	.695	Florida	17	685	391	2	.636
LSU	17	762	333	6	.695	Tulane	17	658	377	2	.635
Miami (FL)	17	732	330	3	.689	Oklahoma St.	17	651	375	0	.635
Texas	17	747	341	1	.686	Texas A&M	17	669	392	3	.630
Coastal Caro.	17	714	331	0	.683	Louisville	17	654	386	1	.629
Oral Roberts	17	695	323	0	.683	Wichita St.	17	660	390	0	.629
Arizona St.	17	672	312	2	.683	Kent St.	17	631	373	0	.628
Georgia Tech	17	708	352	1	.668	Notre Dame	17	633	376	5	.627
Virginia	17	684	355	3	.658	Southern	17	494	295	0	.626
Nebraska	17	666	365	2	.646	Vanderbilt	17	658	395	0	.625
Clemson	17	709	392	1	.644	Ohio St.	17	622	379	1	.621
Col. of Charleston	17	645	361	1	.641	UL-Lafayette	17	646	395	1	.620
East Carolina	17	659	369	3	.641	Southern Miss.	17	636	390	1	.620

Another way of looking at Rice's .726 win percentage is that it is the equivalent of a major league team winning 118 games in a single season. Rice has maintained this elite pace since 1999.



29

P | L/R | Jr.-11
6-4 | 225 | Katy, Texas
Seven Lakes HS

Jon Duplantier

Rice — 2015: Was sidelined for the entire season... Candidate for a redshirt season... worked hard to rejoin his teammates...
2014: Conference USA All-Freshman Team; All-Silver Glove Series (for games against crosstown rival Houston); Worked his way into a host of important contributions on the mound in first season of Division I baseball... Finished third on the staff with 18 appearances, making seven starts and 11 trips out of the bullpen... Served primarily as a reliever in the first two-thirds of the season, then moved to more of a starter's role for the final six

weeks... Fifth on the team in innings pitched (59.0), which were divided almost equally between starts (31.0) and relief (28.0)... Ended the year with three losses, all of which were to talented teams that went on to play in the College World Series (Texas twice and Texas Tech)... Logged a total of 26.1 innings against opponents that advanced to the NCAA Tournament, tied with Blake Fox for the third-highest total on the staff... Did some of his best work against the eventual NCAA Regional teams, recording a 2.39 ERA and holding those foes to a composite .153 batting average (but with an 0-3 record to show for it)... Recorded first collegiate win in one of the Owls' biggest series of the year, the finale against C-USA runner-up UAB to complete a sweep of the weekend set... Did not allow an earned run and struck out seven while firing a career-long 7.2 innings against the Blazers... Maintained a 1.59 ERA with 28 strikeouts in 28.1 innings of C-USA league play... Struck out a career-high eight batters in 5.0 frames to earn second victory in a C-USA road start at UTSA... Averaged 8.9 strikeouts per 9.0 innings for all games... Fanned five in 3.2 shutout innings of relief to earn a save on the road at Tulane... Averaged more than 2.1 innings and maintained a 1.18 WHIP in 11 relief outings... Six double plays behind him was second-most on the team... One of just two Owl pitchers with at least 20 innings not to allow a home run.

High School — A 2013 graduate of Seven Lakes High School in Katy, Tex.... Multi-sport student-athlete who was a two-year varsity baseball starter and letterman... Went 6-2 on the mound with a 1.60 ERA in 13 appearances for the 2013 Regional III 5A bi-district champions... Finished senior year with 83 strikeouts in 65.2 innings, an average of 11.4 Ks per 9.0 innings... Served as team captain for Chargers team that finished with a 20-13 record... Earned both first team all-district and academic all-district honors in 19-5A... Pitched 22 innings with an ERA of 2.26 as a junior in 2012, earning second team all-district... Also contributed to the team as a left-handed hitting first baseman, hitting .316 with a .419 on-base percentage in 2012... Coached in baseball by Chad Payne... Standout football letterman... Named first team Academic all-state under head coach Lydell Wilson... Maintained a 4.32 grade point average on 4.00 scale... Member of the National Honor Society.

Personal — Full name: Jon Christopher Duplantier. Born: July 11, 1994, in Newark, Delaware. Parents: Jon and Devra Duplantier of Katy, Texas (one brother, one sister). Chose to attend Rice over Yale. College: Lovett.

Rice Statistics

Year	ERA	W	L	App	GS	CG	SHO	CBO	SV	IP	H	R	ER	BB	SO	2B	3B	HR	BF	O/Avg	WP	HBP
2014	2.29	2	3	18	7	0	0	0	1	59.0	48	23	15	38	58	5	1	0	261	.229	2	7

Rice Highs

2014 Season/Career

7.2 vs. UAB, April 20

8 at UTSA, May 11

1, twice

1, seven times

Innings
Strikeouts
Wild Pitches
Hit Batters



35

P | R/R | Fr.-HS

5-10 | 179 | League City, Texas

Clear Creek HS

Zach Esquivel

High School — A 2015 graduate of Clear Creek High School in League City, Texas... Three-year varsity baseball starter under head coach Brent Kunefke... Helped lead the Wildcats to a 29-13 record and district title on the way to the 6A Region III Finals as a senior (the fifth round of the state playoffs before falling only to eventual state champion Cy Ranch HS)... Went 11-1 on the mound to earn second team All-Greater Houston and first team all-District 24-6A... First team 6A Academic All-State...

National Hispanic Scholar... Member of the National Technical Honor Society.

Personal — Full name: Zachary Aaron Esquivel... Born: Feb. 21, 1997, in Webster, Texas... Parents: Gerald and Teresa Esquivel of League City, Texas (one sister). A cousin, Travis Duke, plays baseball at the University of Texas, while another cousin, Brandon Ortiz, played college golf at Tyler Junior College. College: Duncan.



26
P/IF | L/L | Sr.-3L
6-4 | 220 | Bellaire, Texas
Episcopal HS
Blake Fox

Rice — In 50 career appearances, including 32 collegiate starts, Fox is 26-2 all-time with a 2.45 ERA in 220.2 career innings... **2015:** Veteran left-hander who did not get much of a chance to sneak-up on opponents, but still finished third in Conference USA with eight wins and was eighth in ERA (3.30) for pitchers with at least the same number of innings (79.0)... Led the Rice staff in wins and shared the team lead in starts (15)... Only Owl on the staff not to work out of the bullpen... Averaged 5.8 strikeouts per 9.0 innings... Maintained a 2.2-to-1 strikeouts-to-walks ratio...

Finished the year strong when the team needed him most, posting a composite 1.52 ERA with a .226 opponents' batting average over his final five starts the last month of the season... One of his best outings of the year was allowing two runs in 6.1 innings in the opening round of the NCAA Tournament vs. Sun Belt Conference champion Louisiana (only to see his teammates in the Owl bullpen squander his four-run lead in the bottom of the ninth inning)... Struck out a season-high seven in 7.0 innings against traditional power Southern Miss... Held No. 13 ranked Florida Atlantic to just one earned run in 6.1 innings in a start on the road... Suffered only the first loss of his collegiate career on April 4, but bounced back a week later to win on the road at UAB... Pitching style proved to be able to get more ground ball outs (102) than fly ball outs (71)... Pitching is only part of the story, however, as he is also a versatile enough athlete to make additional appearances either as a first baseman, designated hitter or pinch hitter (against right-handed pitching)... **2014: All-America** (first team, National Collegiate Baseball Writers Association; second team, *Collegiate Baseball News*; third team, American Baseball Coaches Association); One of three finalists for the National Pitcher of the Year by the College Baseball Hall of Fame; NCBWA Dick Howser

Player of the Year Award semifinalist; USA Baseball Golden Spikes Award midseason watch list; **ABCA All-South Region; All-Conference USA** (first team); **C-USA All-Tournament Team; Houston College Classic All-Tournament Team; Rice Male Athlete of the Year** (*Examiner.com*); Responded to new role in the weekend rotation with aplomb, winning 12-of-15 "Saturday starts" while maintaining a steady 1.46 ERA and a 1.10 WHIP... First Owl to win 12 games in a single season since 2006... Finished fifth in the nation, and led C-USA, in victories... Was 13th in Division I, and second in the league, in ERA... Also ranked among the C-USA leaders in starts (third, 15), hits-per-9 innings (9th, 7.57), strikeouts (11th, 69) and WHIP (11th)... Posted wins over eventual College World Series participant TCU at Minute Maid Park, nationally ranked Stanford and FIU on the road, Southern Miss, East Carolina, UTSA, FAU, Tulane, LA Tech, Purdue and Middle Tennessee (twice)... Pitched into the seventh inning in 14 of the 15 starts, with the lone exception being 5.1 innings against Purdue where the Owls had already built a comfortable 7-1 lead by the 6th (and went on to win 9-1)... Averaged 6.2 innings in 15 starts... Worked into the ninth inning for the first time in his career at FIU (March 22), holding the Panthers' explosive lineup to just

Rice Statistics

Year	ERA	W	L	App	GS	CG	SHO	CBO	SV	IP	H	R	ER	BB	SO	2B	3B	HR	BF	O/Avg	WP	HBP
2013	3.41	6	0	20	2	0	0	1	1	37.0	40	15	14	13	23	6	2	1	158	.288	2	2
2014	1.46	12	0	15	15	0	0	4	0	104.2	88	17	17	27	69	13	0	1	418	.236	3	5
2015	3.30	8	2	15	15	0	0	1	0	79.0	88	51	29	23	51	16	1	6	350	.287	3	6
TOTAL	2.45	26	2	50	32	0	0	6	1	220.2	216	83	60	63	143	35	3	8	926	.264	8	13

two runs... Went a career-long 8.1 innings on the road at Tulane where he tied a career-best with eight strikeouts... Struck out a career-high eight against East Carolina April 5 (exactly one week before the Tulane start)... Held all opponents to a .236 batting average... Maintained a 2.6-to-1 strikeouts-to-walks ratio... ERA in ten C-USA starts was 1.60 (73.1 innings), while ERA for all post-season games was 1.93 (14.0 innings)... Pitching was only part of the story, however, as he made seven additional appearances either as a first baseman, designated hitter or pinch hitter (against right-handed pitching)... Started two games at first base, once as the designated hitter, and twice appeared there as a defensive substitute... Ended the season with an active four-game hitting streak... Had a single and a sacrifice fly in the opener of a key C-USA series vs UAB... Came off the bench to single-home a run against eventual College World Series participant Texas... Singled and scored against East Carolina... **2013: Freshman All-America** (third team reliever, *Collegiate Baseball* magazine); **Conference USA All-Freshman Team; C-USA Co-Pitcher of the Week** (May 6); One of three Owls with the versatile role of serving as both a hitter and a pitcher... Played in a total of 44 games as a true freshman, including 24 as a left-handed hitter/first baseman and 20 as

a pitcher (none in the same game)... Undefeated in six pitching decisions, notching a victory in a start against Lamar and wins in relief against Louisiana Tech, Southern Miss, Texas State, UAB and UCF... Made two starts, both against Lamar... Fired a career-long 5.0 shutout innings in the second start against the Cardinals, scattering a pair of hits and a walk while striking out three... That game began a season-long stretch consecutive scoreless innings that reached 11.1 frames over four appearances... Allowed just one run in an earlier 12.1 inning span (March 6 to April 6) that lowered his in-season ERA to 2.04... Recorded a save in his collegiate pitching debut at Hawaii (Feb. 25) by blanking the Rainbows for 3.0 innings on two hits... Pitched 3.0 or more innings six different times... Recorded a career-high five strikeouts in the second of three meetings against La Tech... Averaged 5.6 strikeouts per 9.0 innings... Maintained a 1.8-to-1 strikeouts-to-walks ratio... Held opposing hitters to a composite .288 batting average... Finished with a 2.92 ERA in 12.1 innings of Conference USA league games... Picked a runner off first base on the road at UAB... Key contributor on the mound, but pitching was only half the story... Worked his way into 14 starts in the batting order, played as a defensive sub at first base ten times and pinch hit three

times... Made 13 starts at first base and one as the designated hitter... Slapped a base hit in his first career at bat on the second day of the season against national power Stanford... Started at DH three days later against Dallas Baptist and promptly went 3-for-3 with a walk and a pair of RBI... Was a perfect 4-for-4 in first four official at bats, and had reached first base in all five plate appearances... Recorded a hit in three-consecutive games where he had at least one at bat... Collected a pair of two-hit games late in the year - in the final C-USA series against Marshall and San Francisco in the opening round of the NCAA Tournament... Solid defensive first baseman who maintained a .986 fielding percentage in 145 total chances... Also played error-free in 14 defensive chances as a pitcher.

High School — A 2012 graduate of Episcopal High School in Bellaire, Tex.... Earned all-Southwest Preparatory Conference honors as a junior and senior... Helped lead the Knights to three-straight conference championships (2010-12)... Four-year varsity letterman under head coach **Matt Fox**, (Blake's cousin and a 1998-2001 Rice baseball letterman)... Went 7-2 on the mound with a 2.48 ERA and struck out 85 batters in 62 innings as a junior in 2011... Also hit .390 with a .650 slugging percentage, 34 RBI and 28 runs scored in 36 games that season... Versatile student-athlete who was also a varsity basketball letterman.

Personal — Full name: Blake Alexander Fox... Born: June 17, 1993, in Bellaire... Parents: Mike and Linda Fox of Bellaire, Texas (three brothers)... Continues a strong Rice baseball legacy as father, cousin (Matt Fox), and grandfather (**Jim Fox**), all played for

Rice Statistics

Year	Avg	GP	GS	AB	R	H	2B	3B	HR	RBI	TB	SLG%	BB	HBP	SO	GDP	OB%	SF	SH	SB	ATT
2013	.241	24	14	54	0	13	0	0	0	7	13	.241	2	0	9	0	.268	0	1	0	1
2014	.267	9	3	15	1	4	0	0	0	2	4	.267	1	0	2	1	.294	1	0	0	0
2015	.500	3	1	2	0	1	0	0	0	1	1	.500	0	0	1	0	.500	0	0	0	0
TOTAL	.254	36	18	71	1	18	0	0	0	10	18	.254	3	0	12	1	.280	1	1	0	1

the Owls before advancing to various levels of professional baseball in different organizations... College: Will Rice.

Rice Highs

2015 Season

7.0 vs. Southern Miss, Mar. 28	Innings
7.0 vs. Southern Miss, Mar. 28	Strikeouts
1, three times	Wild Pitches
2 vs. Louisiana Tech, Mar. 14	Hit Batters
1, twice	At Bats
1 at Charlotte, Mar. 6	Hits
1 at Charlotte, Mar. 6	RBI
1 at Charlotte, Mar. 6	Total Bases
none	SAC Bunt
none	SAC Fly
1 at Western Kentucky, Apr. 26	Put Outs
4 vs. Louisiana, May 29	Assists

8.1 at Tulane, Apr. 12, '14	Career
8, twice	
1, eight times	
2, twice	
4, six times	
3 vs. DBU, Feb. 19, '13	
2, twice	
3 vs. DBU, Feb. 19, '13	
1 at Hawaii, Feb. 22	
1, twice	
14 vs. UAB, May 22, '13	
4, four times	



25

C | R/R | So.-Sq.

5-11 | 185 | Houston, Texas
Lamar HS

Brandt Frazier

Rice — 2015: Did not appear in any games in first collegiate season, but provided a valuable service to the team by working as a catcher in the bullpen... Helped with the daily preparation of one of the nation's top pitching staffs in practices and games.

High School — A 2014 graduate of Lamar High School in Houston... First team all-District 20-5A catcher... Helped lead the baseball program to a 19-9 record and appearance in the state tournament... Batted .389 with a .507 on-base average, two

home runs and 23 RBI... Coached by David Joe Munoz... Two-year varsity letterman.

Personal — Full name: Kyle Brandt Frazier (prefers to go by middle name)... Born: December 2, 1995, in Houston... Parents: Kyle and Analisa Frazier of Houston. Rice College: Wiess.



2

IF | R/R | So.-11
6-3 | 170 | Houston, Texas
Elkins HS

Tristan Gray

Rice — 2015: Appeared in 56 games with 47 starts as a true freshman... Started at third base on opening day against No. 6 ranked Texas and went on to make 38 starts at the hot corner before moving over to start nine times at shortstop for the final two weeks of the year... Shared the team lead in triples (3) and finished second on the squad with three home runs... Two of the homers were three-run shots, vs. Stanford and Texas State... Drove-in a career-high three RBI in a game four different times... Hit .292 (14-of-48) with men in scoring position and went 3-for-

9 when batting with the bases-loaded... Collected two or more RBI in game six times... Tallied two or more hits in a game eight times, including a career-best three hits vs. nationally-ranked crosstown rival Houston in the 20-inning NCAA Regional marathon... Also tied the Rice school record (along with Connor Teykl and Charlie Warren) for most at bats in a single game (9) in that contest... Reached base at a .364 clip (16-of-44) when leading off an inning... Posted exactly the same 19-of-77 (.247) hitting pace in the second half of the season as he did in the first half... Usually batted seventh in the lineup (28 times), but also started as the No. 6 hitter 12 times... Came off the bench to play nine times, third-highest total on the squad... Subbed-in one time as the new DH and made eight appearances as a pinch hitter... Stayed in to play third base after each time to pinch hit, and was a combined 3-for-12 in those games.

High School — A 2014 graduate of Elkins High School in Missouri, City, Texas... Was selected in the 37th round of the 2014 major league draft by the New York Mets... Ranked as the No. 133 high school senior in the country by PerfectGame... Second-Team 5A All-State honoree by the Texas High School Baseball Coaches Association... Most Valuable Player of District 23-5A and first team shortstop as a senior... All-district honoree in each of his four years starting for head coach Tyler Porter, including

freshman year as an outfielder... Batted .456 with five home runs and 23 RBI in 30 games as a senior, leading the Knights to a 19-9-2 record, regular season 23-5A championship, and to a bi-district title... Outstanding student who was three-time member of the Dean's List.

Personal — Full name: Tristan Colby Gray. Born: March 22, 1996, in Houston. Parents: Jason and Angie Gray of Missouri City (one sister). Father was a two-year Rice letterman for coach Graham (1999-2000, Baker College) who finished his Owl career with a .316 career batting average and a total of 23 home runs. Jason Gray played in the Texas Rangers organization after being selected in the 26th round of the 2000 MLB Draft. Rice College: Sid Richardson.

Rice Highs

2015 Season/Career

9 at Houston, May 31	At Bats
2, three times	Runs
3 at Houston, May 31	Hits
3, four times	RBI
1, four times	Doubles
1, three times	Triples
1, three times	Homeruns
5 vs. Stanford, Feb. 28	Total Bases

Rice Statistics

Year	Avg	GP	GS	AB	R	H	2B	3B	HR	RBI	TB	SLG%	BB	HBP	SO	GDP	OB%	SF	SH	SB	ATT
2015	.247	56	47	154	29	38	4	3	3	25	57	.370	10	5	31	1	.310	2	3	0	1

1, ten times
1, five times
1, three times
1, twice
5 vs Houston, May 31
5 at UAB, Apr. 10

Walks
Hit By Pitch
SAC Bunt
SAC Fly
Put Outs
Assists



11
P | L/L | Fr.-HS
6-1 | 190 | Robstown, Texas
Tuloso Midway HS
Mason Hellums

High School — A 2015 graduate of Tuloso Midway High School in Corpus Christi, Texas... Four-year varsity baseball starter

for head coach David Marsello... Led (then) District 30-4A with 116 strikeouts in 78.2 innings as a junior in 2014, but was sidelined from the mound for his senior season... Could serve only as the Warriors' designated hitter in 2015, where he batted .410 with 26 RBI and 25 runs scored in 26 games... Maintained a .541 on-base percentage on the way to Honorable Mention All-District honors... Three-time all-district pitcher, including first varsity season in 2012 when he was 14 years old... Helped squad reach back-to-back appearances in the bi-district playoffs... Invited to the Texas Rangers Area Code team camp in 2014... Two-year member of the National Honor Society... Three-time Academic All-District honoree.

Personal — Full name: Michael Mason Hellums (prefers middle name)... Born: May 31, 1997, in Corpus Christi, Texas... Parents: Mike and Marilyn Hellums of Robstown, Texas (one brother). College: Brown.



28
IF | R/R | Fr.-HS
5-11 | 180 | Spring, Texas
Klein HS
Kendal Jefferies

High School — A 2015 graduate of Klein High School in Klein, Texas... Three-year varsity baseball starter for head coach Barry Smith... Earned back-to-back all-District 15-6A honors as a pitcher in 2014-2015, posting a combined eight wins, five saves, a 1.16 ERA and 102 strikeouts in 85.0 innings... Helped lead the team to an 18-10 record in 2015... The Bearcats won district crowns in senior and sophomore seasons, where he hit .326 as the starting left fielder... Versatile student-athlete who also let-

tered three years in football and was a second-team all-district selection at safety... Maintained a 4.4 grade point average.

Personal — Full name: Kendal Baylor Jefferies... Born: August 9, 1996, in Houston... Parents: David and Diane Jefferies of Spring, Texas (two brothers). Older brother, Reese, played one year at San Jacinto College. College: Baker.



33 **C | L/R | Fr.-HS**
6-0 | 185 | San Antonio, Texas
O'Connor HS
Gavin Johnson

High School — A 2015 graduate of O'Connor High School in Helotes, Texas... Four-year varsity starter under head coach David Collenback... Two-time first team Louisville Slugger high school all-America... Earned all-state accolades as both a junior (first team) and senior (second team)... Named to the All-Area Super Team... Batted .370 with a pair of homeruns, 20 RBI and six doubles to help lead the Panthers to a 23-4-1 record and fourth-straight district title in 2015... Four-time all-District 27-6A selection... Member of the 2014 Washington Nationals Area Code

Team who PerfectGame rated as the No. 17 prep catcher in the state. An off-season player for the Texas Sun Devils... Named to the National Honor Society and school's Academic Honor Roll.

Personal — Full name: Gavin William Johnson... Born: January 21, 1997, in Fort Wayne, Indiana... Parents: Brian and Linda Johnson of San Antonio, Texas (one brother). Brother, Garrett, was a four-year Division I swimmer at Evansville; One cousin, Cole Johnson, plays football at Northwestern; another cousin, Nicholas Alaniva, ran track at Washington University St. Louis. College: Jones.



C | R/R | Sr.-3L

**5-11 | 175 | Houston, Texas
St. Thomas HS**

4

Hunter Kopycinski

Rice — 2015: Worked hard to finish with the fifth-highest batting average on the team (.309)... Played in 49 of the team's 59 games with 40 starts... All 40 starts were at catcher... Made seven appearances as a defensive substitute behind the plate and twice appeared as a pinch-hitter before remaining in the game to catch... Junior year followed a similar pattern as first two seasons where biggest contributions were in the second half of the campaign... Hit .361 (30-for-83) in the second half compared to a .242 (16-for-66) start... Also scored 15 of his 19 runs in the second

half... Situational splits were steady, finishing with a .314 average when batting with runners in scoring position and a .303 mark when the bases were empty... Hit .362 when there were two outs already recorded in the inning, the second-toughest Owl to get out to retire the side... Finished second on the squad with six SAC bunts (but also had significantly fewer plate appearances/opportunities than team leader **Charlie Warren**, who had seven SAC bunts)... Maintained a .358 on-base average... Reached base safely in 20-straight games during one stretch, the fourth-longest streak on the team... Finished with 13 multi-hit games, including a season-high three hits in a game vs. conference rivals UTSA and Middle Tennessee... Also doubled and drove-in a season-high three runs in a game against the Blue Raiders... Had more RBI batting as the No. 9 hitter in the Rice lineup than all but one other Owl batting in spots 6, 7, or 8... Solid defensive backstop who threw-out eight would-be base-stealers and picked another runner off base with a snap throw... Rice pitchers enjoyed a composite 2.48 ERA in his 40 starts behind home plate... Most impressive start behind the plate was catching all 20 innings of the Owls' marathon win over crosstown rival Houston in an elimination game of the NCAA Tournament that began at

8 pm and ended at 2 am... **2014:** Sophomore season followed a similar pattern as freshman campaign where biggest contributions were in the second half of the season, including three key appearances in postseason action... Hit .400 (6-for-15) in the second half compared to a .185 (5-for-27) start... Came off the bench twice in the Conference USA Tournament where he went 2-for-2 with a run scored and sacrifice bunt... Started at catcher for the first time in more than five weeks in the final game of the season at the NCAA Regional vs. Texas A&M, and delivered a 1-for-3 day with an RBI and two sacrifice bunts... One of four Owls all season to tally two sac bunts in a single game... Batted .600 (3-for-5) in postseason play and finished the year with a four-game hitting streak... Best hitting was in day games, 9-for-28 overall (.321)... Finished fourth on the team in games played coming off the bench (8)... Played in 21 games overall with 13 starts... Registered eight starts behind the plate and five as the designated hitter... Usually batted seventh in the order... Made his highest-ever appearance in the order batting fifth in a road game at Lamar (April 15)... Collected two or more hits in a game twice, vs. Texas A&M and C-USA foe Tulane... Tied a career-high by scoring two runs in a game (vs. Tulane and Purdue)... Charged with

Rice Statistics

Year	Avg	GP	GS	AB	R	H	2B	3B	HR	RBI	TB	SLG%	BB	HBP	SO	GDP	OB%	SF	SH	SB	ATT
2013	.300	20	8	40	3	12	0	1	1	11	17	.425	3	0	8	2	.341	1	1	0	0
2014	.262	21	13	42	7	11	0	0	0	1	11	.262	5	0	6	3	.340	0	4	0	0
2015	.309	49	40	149	19	46	3	1	0	15	51	.342	9	3	12	4	.358	1	6	0	1
TOTAL	.299	90	61	231	29	69	3	2	1	27	79	.342	17	3	26	9	.352	2	11	0	1

an error for catcher's interference in the first inning of his first start of the season on the road at Stanford (Feb. 16), and did not make an official error in 58 fielding chances the rest of the year... Five-of-nine defensive assists were by throwing-out would-be base-stealers... **2013: Conference USA Academic Honor Roll;** Appeared in 20 games with eight starts, including each of the last three games of the season in the NCAA Tournament... Seven starts were behind the plate... Did not play any other defensive position in first Division I season... First career start was March 12 against La Tech as the designated hitter... Fourth on the team in batting average and was the first Owl true freshman to finish at .300 (or better) since 2009 (Gonzales-Luna & Rendon)... Hit .348 when runners were on-base and an eye-opening .462 with runners in scoring position... Was in a 2-for-16 hitting stretch and had started only one game since late March when he was thrust into the starting lineup in the deciding game of the Eugene Regional due to an injury to senior starting catcher Geoff Perrott... Responded with a career-best 4-for-5, four-RBI game with a triple and two runs scored against No. 9 Oregon to lift the Owls to an 11-4 victory... Started the next weekend at No. 7 ranked NC State and went 3-for-4 in the opening game of the Super Regional... Finished with an NCAA Tournament batting average of .467 (7-for-15) and a .600 slugging percentage... Two sensational outings in the NCAA Tourney helped give him a .450 batting average in all games played away from Reckling Park, but he hit the program's only grand slam of the season at home in the March

13 La Tech game when he made his first career start behind the plate... Cleared the bases with an inside-the-park home run that bounced off the centerfield wall, the Owls' first grand slam since April of 2012... "Night Owl" who batted .409 in evening games... Proved to be a polished receiver who continued to improve on defense with experience... Charged with only one passed ball all year... Caught all 17 innings of the final game at the NCAA Super Regional... Rice went 5-2, while Owl pitchers maintained a 3.52 ERA with a .245 opponents' batting average, in his seven starts behind the plate.

High School — A 2012 graduate of nearby Saint Thomas High School... All-state selection in the Texas Association of Private and Parochial Schools (TAPPS) in each of the last two seasons... Batted .324 with 23 hits and 22 RBI for the 21-10 Eagles as a senior... Helped lead the squad to back-to-back TAPPS state championships in 2010 and 2011... Batted .447 with seven home runs, 52 RBI and an .835 slugging percentage as a junior in 2011... Four-year starter and letterman under head coach and former Houston Astros star Craig Biggio... Joined fellow Owl signees **Leon Byrd, Kevin McCanna** and **Beau Rathjen** as teammates at the 2011 Area Code Games in Long Beach, Calif.

Personal — Full name: Hunter Davis Kopycinski... Born: November 12, 1993, in Houston... Parents: Joey and Donna Kopycinski of Houston (one brother, one sister)... Brother, Jordan, was a baseball letterman at Texas State and Navarro College... Rice College: Hanszen.

Rice Highs

2015 Season

6 at Houston, May 31
2, four times
3, twice
3 vs Middle Tenn, Apr. 3
1, three times
1 at Arizona, Feb. 20
none
3, five times
2 at UAB, Apr. 12
14, three times
5 at Houston, May 31

At Bats
Runs Scored
Hits
RBI
Doubles
Triples
Home Runs
Total Bases
Walks
Put Outs
Assists

Career Highs

6, twice
2, seven times
4 at Oregon, June 3, '13
4, twice
1, three times
1, twice
1 vs. LA Tech, Mar. 13, '13
6 at Oregon, June 3, '13
2 at UAB, Apr. 12, '15
16 vs. NC State, June 9, '13
5 at Houston, May 31, '15



23

P | L/L | Fr.-HS
6-8 | 250 | Miami, Florida
Gulliver Preparatory

Evan Kravetz

High School — A 2015 graduate of Gulliver Preparatory in Pinecrest, Fla.... Four-year varsity letterman, and three-year starter, under head coach Javy Rodriguez... Helped lead the Raiders to a 25-7 record, the District 16-4A regular season championship, and to the semifinals of the state tournament as a senior... Went 4-1 on the mound with an 0.87 ERA in 40.1 innings to earn all-district honors in 2015... Held opposing hitters to a .181 average while registering 8.7 strikeouts per 9.0 innings... Earned first team all-Miami-Dade County honors from the Miami-Herald...

Selected for the USA Baseball NTIS South Florida Region Team (16u and 17u).

Personal — Full name: Evan Jacob Kravetz. Born: December 19, 1996, in Miami, Fla. Parents: Jeffrey and Lisse Kravetz of Miami (sister, Rebecca). College: Baker.



IF | R/R | Sr.-11
5-11 | 185 | Heath, Texas
Navarro College | Heath HS
Grayson Lewis

Rice — 2015: Played in 46 of the team's 59 games with 22 starts... Made 21 starts at third base and one second... Led the team with 24 appearances off the bench, including 19 as a pinch hitter and five as a defensive substitute in the infield (four times at third base and once at second)... Finished second on the team in on-base percentage (.415)... Reached base in 13-of-29 at bats (.448) when leading off an inning... Usually batted in the second half of the lineup, but also hit leadoff in six starts... Tied for fifth on the squad in walks (20) and finished with more free passes

than strikeouts (17)... Tied for second on the team in both hit by pitch (8) and sacrifice bunts (6)... Steady year saw him bat .255 (12-of-47) in the first half of the season, and then .255 (14-of-55) in the second half... Hit .360 (9-of-25) with runners in scoring position... Also proved to be tough third-out, batting .359 (14-of-39) when two outs were already recorded in the inning... `Night Owl` who enjoyed a .343 (12-of-35) average in evening games, the second-best mark on the squad... Reached base in a season-best seven-straight games during one stretch... Converted on 3-of-4 stolen base attempts... Registered 77 defensive assists... Played error-free in one month-long stretch from Feb. 22 to Mar. 20... Started six double plays from the hot corner.

Navarro College — Played the 2013 and 2014 seasons at Navarro College in Corsicana, Texas, including the 2013 campaign with eventual Owl **John Clay Reeves**... The duo helped the Bulldogs reach the 2013 Junior College World Series in Grand Junction, Colorado... Batted a steady .306 and served as team captain in the 32-21 season of 2014... Played in 52 of the team's 53 games and led the squad with 35 runs scored... Second on the team in stolen bases (13) and sacrifice bunts (6)... Drew 26 walks for a .397 on-base percentage... Had nine doubles, a home run and drove-in 21 runs... Maintained a .318 batting average and scored 19 runs while playing in 28 games in first season

with the program... Coached by Whoa Dill... Participated in the city of Grand Junction's Challenger Baseball, a program where volunteers from the visiting juco World Series teams help handicapped children play baseball.

High School — A 2012 graduate of Heath High School in Rockwall, Texas... Helped lead the baseball program to a 36-9 record, the 2012 4A State Championship, and to a final prep ranking of No. 19 in the nation by Baseball America... Hit .359 as a senior and scored 31 runs in 42 games for the Hawks... Had a .490 slugging average and a .480 on-base percentage... Batted .500 in 13 state tournament games to help win the 4A crown... Three-year varsity starter and two year letterman for head coach Greg Harvey... Texas Scholar Award honoree in 2012.

Personal — Full name: Grayson Bradley Lewis. Born: March 8, 1994 in Dallas. Parents: Cliff and Becky Lewis of Heath, Texas, (two brothers). Older brother, Connor, also played baseball at Grayson & Tyler Colleges, while younger brother, Dylan, is playing baseball at Navarro College. Rice College: Martel.

Rice Highs

2015 Season/Career

6 at Houston, May 31
 3 vs. Stephen F. Austin, Feb. 25

At Bats
 Runs

Rice Statistics

Year	Avg	GP	GS	AB	R	H	2B	3B	HR	RBI	TB	SLG%	BB	HBP	SO	GDP	OB%	SF	SH	SB	ATT
2015	.255	46	22	102	21	26	3	0	0	12	29	.284	20	8	17	0	.415	0	6	3	4

2, twice Hits
 2, four times RBI
 1, three times Doubles
 2, five times Total Bases
 3 vs. Stephen F. Austin, Feb. 25 Walks
 2, twice Hit By Pitch
 2, twice SAC Bunt
 2, twice Put Outs
 9 at Houston, May 31 Assists



10 IF/P | R/R | So.-11
 6-2 | 205 | Katy, Texas
 Taylor HS
Dane Myers

Rice — 2015: Appeared in a total of 21 games as a true freshman, both as a position player (13 games) and right-handed pitcher (8 games)... Worked his way into five starting assignments, including two at third base, two as the designated hitter and once on the mound... Entered a game as a pinch hitter seven

times, replaced the designated hitter once, and made one appearance as a defensive substitute in right field... Role evolved from contributing as a position player/hitter in the first half of the season (12 games) to more work as a pitcher in the second half (5 of his 7 relief appearances)... Was the first right-handed pinch hitter used on opening day, and then remained in the game to play third base against the No. 6 ranked Longhorns... Started in right field the next day in the second game of the double-header, where he collected his first base hit to lead off the bottom of the third and then scored... Came off the bench to drive in a pair of runs and score a week later against Stephen F. Austin... Punched a pinch hit single in the bottom of the eighth inning against Conference USA foe Southern Miss... Made his mound debut on March 20 in the C-USA opener at Old Dominion and recorded a strikeout in 1.0 inning of work... Earned a mid-week start four days later at home against Sam Houston State and was solid in holding the Bearkats to no runs on just one hit while striking out eight in a career-long 4.1 innings... Returned to the bullpen and made five more appearances against C-USA foes before his final outing on the last day of the year in the NCAA Tournament... Finished fourth on the staff with a 2.45 ERA... Held a total of 38 hitters faced to a composite .158 batting average, the second-best mark on the team... Averaged 11.5 strikeouts

Rice Statistics

Year	Avg	GP	GS	AB	R	H	2B	3B	HR	RBI	TB	SLG%	BB	HBP	SO	GDP	OB%	SF	SH	SB	ATT
2015	.176	13	4	17	3	3	0	0	0	2	3	.176	3	2	5	0	.364	0	1	0	0

per 9.0 innings of work... Was announced as a pinch hitter in the opening game of the C-USA series at Charlotte, then almost immediately subbed right back out for another pinch hitter (Blake Fox) when the 49ers then changed pitchers.

High School — A 2014 graduate of Taylor High School in Katy, Texas... Three-year varsity starter on the mound and in the infield... Helped lead the Mustangs to a 27-11-1 record and to the 5A Region III quarterfinals of the state tournament... Played in 5A Texas High School Baseball Coaches All-Star game as both a junior and a senior... Named 2014 PerfectGame All-Region, and to the World Showcase Top Prospect Team... Hit .391 with a .623 slugging percentage and .506 on-base average as a junior 2013, starting games at shortstop, second and third base... Selected to both the 2013 Texas Scouts Association Invitational and made PerfectGame's WWBA Tournament as both an infielder and pitcher... Coached by Cory Bowyer in baseball... Versatile student-athlete was also a three-year football letterman who earned all-District 19-5A honors and was the Mustangs' offensive MVP... Academic all-district honoree for both baseball and football.

Personal — Full name: Dane Michael Myers. Born: March 8, 1996, in Columbus, Texas. Parents: Mother is Rhonda Myers of Katy, Texas (one brother, one sister). Brother, Corey, played base-

ball at Texas A&M-Corpus Christi. Volunteers time with community service organizations. College: Sid Richardson.

Rice Highs

2015 Season/Career

3 vs Stephen F. Austin, Feb. 25	At Bats
1, three times	Runs
1, three times	Hits
2 vs Stephen F. Austin, Feb. 25	RBI
1, three times	Total Bases
1, three times	Walks
1, twice	Hit By Pitch
1 at Charlotte, Mar. 7	SAC Bunt
none	SAC Fly
1 at Charlotte, Mar. 7	Put Outs
1, twice	Assists
4.1 vs. Sam Houston, Mar. 24	Innings
8 vs. Sam Houston, Mar. 24	Strikeouts
1 at UAB, Apr. 11	Wild Pitches
2 vs. Middle Tenn, Apr. 4	Hit Batters

Preseason Favorite... Again!

With preseason all-conference honorees **Blake Fox** and **Ryan Chandler** leading the way, Rice was picked to finish first in the league in the annual C-USA head coaches' poll:

PREDICTED ORDER OF FINISH

1. Rice (12)
2. Florida Atlantic
3. Southern Miss
4. FIU
5. Old Dominion
6. UTSA
7. Middle Tennessee
8. UAB
9. Western Kentucky
10. Charlotte
11. Louisiana Tech
12. Marshall

Rice has been picked to finish first in the conference every year since joining the league in 2006 (with the exception of 2010 when there was no poll).

Rice Statistics

Year	ERA	W	L	App	GS	CG	SHO	CBO	SV	IP	H	R	ER	BB	SO	2B	3B	HR	BF	B/Avg	WP	HBP
2015	2.45	0	0	8	1	0	0	1	0	11.0	6	3	3	10	14	0	0	1	52	.158	1	3



P | R/R | Jr.-Sq.

13

**6-3 | 185 | Galveston, Texas
Ball HS**

Nick Orewiler

Rice — 2014-2015: Conference USA All-Academic Team... Did not see game action in first two seasons with the program... Worked hard to join his teammates for the 2015 fall training program, where he continued his progress to help the Owls as a right-handed pitcher.

High School — A 2013 graduate of Ball High School in Galveston, Tex.... Four-year varsity starter... Three-time all-District 24-4A selection... Two-time All-Galveston County selection and two-time Houston Area Baseball Coaches Association

all-star... Served two seasons as the team captain and helped the Tornados win two District 24-4A titles... Helped squad go 17-8 and reach the 4A regional quarterfinals... Went 4-3 with a save while maintaining a 2.81 ERA in 32.1 innings of mound work as a junior... Hit .329 with 23 RBI and 21 runs scored in 35 games to help the Tors reach the bi-district playoffs in 2012... Coached by Steve Hecker.

Personal — Full name: Nicholas David Orewiler. Born: January 1, 1995 in Fostoria, Ohio. Parents: Ryan and Katherine Orewiler of Galveston. Older brother, **Austin**, pitched for the Owls and was selected in the Major League Draft in 2015. College: Lovett.

What's Your College?

If you're keeping score, here's how the 2016 baseball team is grouped by their Rice College:

Baker	3	(Jefferies, Kravetz, Teykl)
Brown	4	(Hellums, Staab, Warren, Wunderlich)
Duncan	3	(Esquivel, Otto, Parthasarathy)
Hanszen	2	(Dunlap, Kopycinski)
Jones	4	(Brewer, Johnson, Proctor, Salinas)
Lovett	2	(Duplantier, N.Orewiler)
Martel	3	(Amador, Lewis, Tatum)
McMurtry	2	(Duluc, Schragger)
Sid Richardson	3	(Gray, Myers, Solecitto)
Wiss	3	(Chandler, Frazier, Schwarz)
Will Rice	4	(DiCaprio, Fox, Pettitte, Rollins)



17 **P | R/R | So.-11**
6-4 | 225 | Spring, Texas
Concordia Lutheran HS
Glenn Otto

Rice — 2015: Sensational debut season of Division I baseball... Led Conference USA in ERA (1.54) and opponents' batting average (.142) for pitchers with at least the same number of innings (41.0)... Finished 10th in the conference for strikeouts (65), but seven of the nine C-USA pitchers ahead on the strikeout list had twice as many innings to help build their K total -- with the two exceptions being his own teammates and eventual MLB Draft picks **Jordan Stephens** (59.2 IP) and **Matt Ditman** (58.2 IP)... Led the staff with an eye-opening 14.3 strikeouts per 9.0 in-

nings, one of the highest single-season averages in Rice history (min. of 41.0 IP)... Struck out the only three batters he faced in his collegiate debut on opening day vs. No. 6 ranked Texas, then returned in the series finale two days later and struck out four more Longhorns in 1.1 innings -- so each of his first seven outs in Division I were all via strikeout (and in fact 9 of his first 10 outs were Ks)... Highest single-game strikeout total was nine in the second of his two Rice starts, vs. nationally-ranked crosstown rival Houston at the neutral setting of Constellation Field (May 12)... Needed only 3.2 innings for nine strikeouts, the fourth-highest single-game total by an Owl all year... Made first career start on March 31 at longtime state rival Lamar and worked a predetermined total of 2.0 innings... Second on the staff (behind Ditman) with 23 total appearances and usual role was as a setup man, finishing a game only seven times... Notched his lone save with 3.0 hitless innings in the home meeting vs. Houston... Averaged 1.2 innings for 21 relief outings... Pitched a career-long 5.1 frames of two-hit relief in the 20-inning marathon vs. the Cougars in the NCAA Tournament, only to earn a no-decision... Compiled a stretch of 18.0 consecutive scoreless innings over nine games in April and May that also included 34 strikeouts... Earned wins out of the bullpen against Louisiana Tech and Sam Houston State... Of nine runs he was charged with all year, only one was while

pitching 21.2 home innings at Reckling Park... Maintained a 0.60 ERA in 15.0 innings against ranked teams, and a 0.39 ERA in 23.1 innings against teams that played in the NCAA Tournament.

High School — A 2014 graduate of Concordia Lutheran High School in Houston... First team 5A All-State pitcher in the Texas Association of Parochial & Private Schools (TAPPS)... Led the Crusaders to a 22-10 record and to a second-place finish in the state playoffs, earning selection to the TAPPS All-Tournament team... Two-time all-District 3 honoree... Coached by Rick Lynch.

Personal — Full name: Glenn David Otto, Jr.... Born: March 11, 1996, in Houston... Parents: Glenn Otto and Janet Wells (one sister)... College: Duncan.

Rice Highs

2015 Season/Career

5.1 at Houston, May 31
 9 vs. Houston, May 12
 1, six times
 1, three times

Innings
 Strikeouts
 Wild Pitches
 Hit Batters

Rice Statistics

Year	Avg	GP	GS	AB	R	H	2B	3B	HR	RBI	TB	SLG%	BB	HBP	SO	GDP	OB%	SF	SH	SB	ATT	
2015	1.54	2	0	23	2	0	0	3	1	41.0	20	9	7	28	65	2	1	1	175	.142	6	3



34

P | R/R | Fr.-HS
6-3 | 200 | Austin, Texas
Lake Travis HS

Jackson Parthasarathy

High School — A 2015 graduate of Lake Travis High School in Austin, Texas... Two-year varsity baseball starter for head coach Mike Rogers... Helped lead the Cavaliers to a 24-9-1 record, the District 14-6A title, and to the Region II Semifinals of the state tournament (before falling to eventual finalist Dallas Jesuit)... Named the squad's MVP pitcher after finishing with a 1.21 era... Outstanding student-athlete who maintained a 4.0 grade point average... AP Scholar with honors... Member of the Academic Honor Roll.

Personal — Full name: Jackson Raja Parthasarathy... Born: January 14, 1997, in Cedar Rapids, Iowa... Parents: Roger and Susan Parthasarathy of Austin, Texas (two brothers). College: Duncan.



21 P | R/R | So.-11
6-2 | 195 | Houston, Texas
Baylor | Deer Park HS
Josh Pettitte

Rice — 2015: Pitched a total of 19.0 innings over a span of 14 games, his first competitive action since his senior year of high school in 2013... Each appearance was out of the bullpen... Recorded a win against national-powerhouse Stanford (Feb. 28), and a save against Conference USA rival Southern Miss (March 27)... Held a total of 76 hitters to a composite .250 batting average... Recorded 27 strikeouts, an average of 12.8 per 9.0 innings that was second-best on the staff... Maintained a 2.5-to-1 strikeouts to walks ratio... Made his Division I debut on the road at Pac-

12 foe Arizona (Feb. 22)... Returned to pitch again a week later at home against Stanford and proceeded to fire 2.1 scoreless innings without allowing any hits nor walks for the win... Fanned two of the three batters he faced at No. 1 ranked TCU... Brilliant 1.1 inning outing at C-USA foe Charlotte began by coming into a two-out, bases-loaded, situation in the bottom of the eighth and recording a rally-killing strikeout -- followed by striking out the only three batters he faced in the bottom of the ninth for a career-best four K's... Returned four days later and notched another four-strikeout outing in 2.1 frames against longtime foe Texas State... Did not allow any runs in a career-long 2.2 innings against league opponent Middle Tennessee... Outing vs. the Blue Raiders was part of a stretch where he maintained a 1.17 ERA, a .193 opponents' batting average and 22 strikeouts in 15.1 innings during a span of ten relief outings over the course of a month.

Baylor University — Attended Baylor during 2013-2014... Did not appear in any games for the Bears... Named to the Big 12 Commissioner's Academic Honor Roll for the fall of 2013.

High School — A 2013 graduate of Deer Park High School in Pasadena, Texas... Was selected in the 37th round of the major league draft by the New York Yankees... Second-team All-America honoree by MaxPreps as a senior... First team all-state and a

Rawlings All-Texas Region selection... Helped lead baseball program to three-straight District 23-5A titles, and to the Area round of the 2013 state playoffs... Played in Texas High School All-Star Game as a senior... Registered an 11-0 record with a 0.65 ERA in 13 appearances in 2013... Threw complete games in all 11 starts with six shutouts in 75 innings, compiling 105 strikeouts and just 10 walks and 43 hits... Broke the school's strikeouts and ERA records... Fired two no-hitters in the state playoffs... Accomplished hitter who batted .370 with 22 RBI and eight doubles as a senior... Coached by Emerick Jagenaux and Chris Rupp.

Personal — Full name: Joshua Blake Pettitte. Born: November 3, 1994, in Webster, Texas. Parents: Andy and Laura Pettite of Houston (two brothers, one sister). Father played 18 years in the major leagues where he won over 250 games and was a three-time all-star pitcher for the Yankees and Astros. Before his major league career, Andy Pettitte also played for Coach Graham at San Jacinto College in 1991. College: Will Rice.


Rice Highs

2015 Season/Career

2.2 vs. Middle Tenn, Apr. 4	Innings
4, twice	Strikeouts
1, twice	Wild Pitches
1 vs. Middle Tenn, Apr. 4	Hit Batters

Rice Statistics

Year	ERA	W	L	App	GS	CG	SHO	CBO	SV	IP	H	R	ER	BB	SO	2B	3B	HR	BF	B/Avg	WP	HBP
2015	6.16	1	1	14	0	0	0	0	1	19.0	19	13	13	11	27	2	0	4	89	.250	2	1



8

IF | L/R | Fr.-HS

6-0 | 190 | Beaumont, Texas
Kelly HS

Ford Proctor

High School — A 2015 graduate of Kelly High School in Beaumont, Texas... Twice earned first team all-state honors playing in the Texas Association of Private and Parochial Schools... Three-time first team TAPPS All-District 3-5A selection... Four-year varsity starter under head coach Jimmy Neale... Helped lead the Bulldogs to a 17-10 record and second place finish in the state tournament... Named to the TAPPS All-State Tournament team... Batted .333 with 21 runs scored, 17 RBI, seven doubles and seven stolen bases... Finished second in the district with a

.629 slugging percentage... Versatile student-athlete who also lettered in football... Member of the National Honor Society... Mu Alpha Theta.

Personal — Full name: Jay Clifford Proctor... Born: December 4, 1996, in Beaumont, Texas... Parents: Jay and Jill Proctor of Beaumont (one brother, four sisters). Brother, Anthony Fazio, was a Rice baseball letterman in 2010-2011. College: Jones.



38

OF | R/R | Fr.-HS

6-4 | 220 | Lake Mary, Florida
Lake Mary HS

Braden Rollins

High School — A 2015 graduate of Lake Mary High School in Lake Mary, Fla.... Four-year varsity starter and three-year letterman under head coach Allen Tuttle... Named the Rams' Pitcher of the Year as a junior in 2014, going 4-2 with a 2.47 ERA and 40 strikeouts in 45.1 innings of work... helped the team reach the 8A Regional Quarterfinals in 2013... Maintained a 3.9 grade point average... Member of the National Honor Society and Spanish Honor Society.

Personal — Full name: Braden Christopher Rollins... Born: July 26, 1996, in Lake Mary, Fla.... Parents: Chris and Kim Rollins of Lake Mary (one sister). Active in community service projects... College: Will Rice.



24 **P/OF | R/R | Fr.-HS**
6-1 | 200 | Houston, Texas
North Shore HS
Ricardo Salinas

Rice — 2015: Appeared in a total of 18 games, primarily as a pitcher but also with some work as a hitter... Tallied 16 appearances on the mound, including five starts... His 40.2 IP was just one-third of an inning away from tying Glenn Otto (41.0 IP) for the most by any of the Owl freshmen... Held a total of 159 bat-

ters faced to a composite .258 average... Averaged 4.9 strikeouts per 9.0 innings... Made his Division I debut by starting the third game of the year (on the second day of the season) against No. 6 ranked Texas... Fired a solid 7.1 innings against the Longhorns, scattering five hits and striking out four on the way to a victory in his first collegiate outing... Stayed in the starting rotation the next two weekends against Pac-12 powers Arizona and Stanford... Two remaining starts against Texas State and Sam Houston were in the first half of the season, but he moved to the bullpen for all of the second half... Registered almost an equal number of innings as a starter (20.0) as he did coming out of the pen (20.2)... Displayed a substantial improvement and more consistency working exclusively as a reliever in the second half, including a 2.40 ERA, a .228 opponents' batting average and a 1.00 WHIP... More than half of his total innings (11.2) were against ranked teams, and he maintained a 2.31 ERA and .186 OBA in those outings against elite opponents... Appearance in the NCAA Tournament was as the new pitcher in a re-started elimination game vs. Houston Baptist that was suspended from the day before due to weather... With him as essentially the starting pitcher of what was now a brand new 'mini-game' where the team's season also happened to be on the line, he notched his third win with 2.2 effective innings against a hungry cross-town opponent.

Rice Statistics

Year	ERA	W	L	App	GS	CG	SHO	CBO	SV	IP	H	R	ER	BB	SO	2B	3B	HR	BF	B/Avg	WP	HBP
2015	4.65	3	2	16	5	0	0	1	0	40.2	41	23	21	12	22	4	2	3	172	.258	6	0

High School — A 2014 graduate of Northshore High School in Houston... Two-way, hitter/pitcher standout who was ranked the country's No. 191 prep senior by PerfectGame... Named both a Texas- and a Houston-area all-star... Two-time All-Greater Houston selection by the Houston Chronicle... Most Valuable Player of District 21-5A as a senior to close out three-straight seasons of first-team all-district honors... Selected to the 17-U PerfectGame World Series All-Tournament Team, and to play in the Texas Scouts Association all-star game as a junior... Went 4-2 on the mound with a 1.74 ERA and 84 strikeouts in 56.1 innings in 2014... Hit .405 with three home runs and 24 RBI as a senior... Posted prep career pitching marks of 16-5 record, 1.88 ERA and 283 strikeouts in 172.2 innings... Offensive career marks were .408 average, eight home runs and 91 RBI... Four-year varsity starter under head coach Lee Martinez.

Personal — Full name: Ricardo Antonio Salinas. Born: March 26, 1996, in Houston. Parents: Rick Salinas and Monica Coronado of Houston (two brothers). Older brother, Victor Coronado, played two years of junior college baseball. College: Jones.

Rice Highs

2015 Season/Career

7.1 vs. Texas, Feb. 14	Innings
4, three times	Strikeouts
none	Wild Pitches
3 at Old Dominion, Mar. 20	Hit Batters



30

P | R/R | Fr.-HS
5-11 | 190 | Titusville, N.J.
Hopewell Valley HS
Ben Schragger

High School — A 2015 graduate of Hopewell Valley Central High School in Pennington, New Jersey... Two-year varsity baseball letterman under head coach Ken Harrison... Starting third baseman and ('submarine style') closer who helped lead the Bulldogs to a 19-7 record on the way to division and conference championships... Earned second-team All-Area selection by the Trentonian News... Batted .347 with 21 RBI in 26 games... Composite pitching stats (including prep and summer league teams) featured a 1.96 ERA and 0.946 WHIP in 50 innings over 16 mound

appearances... Averaged 6.7 strikeouts per 9.0 innings... Outstanding student who maintained a 95.9 grade point average on a 100 scale... Member of the National Honor Society and Spanish Honor Society... Was also an accomplished tennis player, earning a No. 1 ranking in the state for his age group in 2011-2012.

Personal — Full name: Benjamin Thomas Schragger... Born: May 13, 1997, in Princeton, New Jersey... Parents: John and Michelle Schragger of Titusville, N.J. (two sisters)... Father played college baseball at Rollins College... Mother played varsity soccer at James Madison... CEO of the national charity Cards2Kids, whose mission is to collect new and used sports cards, and distribute them to child-based organizations. College: McMurry.



12
P | R/R | Fr.-HS
6-3 | 215 | Boerne, Texas
Colorado Regis Jesuit
Brent Schwarz

High School — Selected in the 39th round of the Major League Draft by the Colorado Rockies... Salutatorian of Regis Jesuit High School in Aurora, Colorado... Three-year varsity starter/letterman for the baseball team under head coach Matt Darr... Helped the Raiders finish fifth in the state tournament in senior year, and as the state runner-up in junior season of 2014... Second team all-state selection in 2015... Two-time All-City (greater Denver area) and all-conference honoree... Rated as the top high school pitcher in the state, and the No. 4 player overall, by Prep

Baseball Report in the fall of 2014... Finished prep career with a 14-7 overall record, 132 strikeouts, and a 1.78 career ERA (in an unfriendly altitude for pitchers)... Maintained a 4.54 grade point average (weighted for advanced placement courses) on the way to being named a National AP Scholar... Member of the National Honor Society and National Merit Commended... Academic All-State selection... Played with fellow rookie Owls **Gavin Johnson** and **Ford Proctor** on the Capitalists in the California Collegiate League over the summer of 2015.

Personal — Full name: Brent Stephen Schwarz... Born: November 13, 1996, in Lafayette, La.... Parents: Jeff and Dawn Schwarz of Boerne, Texas... Member of the Cincinnati Reds Area Code Team and a select team player for Chandler World Baseball... Recipient of the Aurora Scholar, an honor presented annually by the city's mayor to just one high school student who distinguishes themselves for academic achievement and community service... Logged more than 120 hours of community service working as a teacher's aid at an inner-city (Denver) elementary school... Volunteered as a baseball coach for disabled children... College: Wiess College.

Title U.

Here is a closer look at Rice's run of winning either a conference regular season championship, a league tournament title, or both, over the last 20 years:

Year	Conf.	Regular Season	Tournament
2015	C-USA	1st	tied 7th
2014	C-USA	1st	1st
2013	C-USA	tied 1st	1st
2012	C-USA	1st	tied 5th
2011	C-USA	tied 1st	1st
2010	C-USA	1st	2nd
2009	C-USA	2nd	1st
2008	C-USA	1st	tied 7th
2007	C-USA	1st	1st
2006	C-USA	1st	1st
2005	WAC	1st	no tourney
2004	WAC	1st	no tourney
2003	WAC	1st	no tourney
2002	WAC	1st	no tourney
2001	WAC	1st	no tourney
2000	WAC	tied 1st	no tourney
1999	WAC	1st	1st
1998	WAC	1st South Div.	1st
1997	WAC	1st South Div.	1st
1996	SWC	tied 6th	1st



P | L/L | Sr.-1L
32 6-2 | 205 | Franklin Lakes, N.J.
 Howard Coll./Franklin Lakes HS
Austin Solecitto

Returns for a second-straight year at Rice in 2016, closing out a baseball odyssey that included playing on four different teams in four years dating back to high school in 2012.

Rice — 2015: Conference USA Academic Honor Roll; Tied for fourth on the staff in relief appearances (15), and pitched in 16 games overall... Maintained a 3.38 ERA in 16.0 innings... Averaged 9.6 strikeouts per 9.0 innings... Held a total of 55 batters to a composite .273 batting average... Made Rice debut on Opening Day against No. 6 ranked Texas, firing 2.0 scoreless innings of

one-hit relief and striking out two... Built a stretch of 7.0 scoreless innings before being handed the ball for his first Rice start on March 3, on the road against No. 1 ranked TCU where the game-time temperature was in the 40s... Posted three strikeouts in 2.2 innings in what proved to be his only pitching decision of the season... Worked a season-long 3.0 shutout frames against Pac-12 powerhouse Stanford (Feb. 27)... Recorded a Rice-best four strikeouts against the Cardinal... Majority of innings (13.1) were in non-conference games.

Howard College — Played the 2014 season at Howard College... Helped the Hawks finish with a 41-19 record and advance to the Region V playoffs... Led the pitching staff in wins (9-1 record), ERA (1.87) and innings (91.1) in first season with the program... Averaged 6.1 innings in 14 appearances... Finished with a total of 69 strikeouts, an average of 6.8 per 9.0 innings... Coached by Britt Smith.

Boston College — Played the 2013 season at Boston College... Made seven appearances on the mound, including two starts, as a true freshman in the Atlantic Coast Conference... Pitched a total of 8.1 innings... Finished with nine strikeouts.

Personal — A 2012 graduate of Indian Hills High School in Oakland, New Jersey... Four-year varsity starter under head coach George Hill... Runner-up for the New Jersey Gatorade

Player of the Year as a senior... Earned First-Team All-State Group 3 in 2012... Followed 2012 preseason honors that included First-Team All-Region by Perfect Game USA, and First-Team All-State by ESPNHS, by throwing a no-hitter with 11 strikeouts on opening day... Helped lead the Braves to a final record of 19-8 and to the sectional finals of the 2012 New Jersey state tournament... Went 7-1 on the mound with a 0.38 ERA as a senior... Named to the All-Area Code, and East Coast Pro teams, as a junior in 2011... Versatile athlete who was also a regional finalist for the swim team... Outstanding student, who maintained a 3.47 GPA.

Personal — Full name: Austin James Solecitto... Born: Date April 26, 1994, in Hackensack, New Jersey... Parents: John and Gloria Solecitto of Franklin Lakes, N.J. (one brother). Father played college baseball at Fairleigh Dickinson University. Uncle, Brendan Hennesey, played professionally in the Texas Rangers organization after being selected in the third round of the 1981 draft. College: Sid Richardson.

Rice Highs


2015 Season/Career

3.0 vs. Stanford, Feb. 27
 4 vs. Stanford, Feb. 27
 1, three times
 1, twice

Innings
 Strikeouts
 Wild Pitches
 Hit Batters

Rice Statistics

Year	ERA	W	L	App	GS	CG	SHO	CBO	SV	IP	H	R	ER	BB	SO	2B	3B	HR	BF	B/Avg	WP	HBP
2015	3.38	0	1	16	1	0	0	2	0	16.0	15	6	6	11	17	2	0	1	72	.273	3	2



Personal — Full name: Cody Thomas Staab... Born: July 3, 1996, in College Station... Parents: Keith and Diane Staab of College Station (one brother). Father is a major league scout. Rice College: Brown.


1 **OF | L/L | Fr.-HS**
5-10 | 170 | College Station, Texas
College Station HS
Cody Staab

High School — A 2015 graduate of College Station High School... Selected in the 38th round of the 2015 Major League Draft by the Chicago White Sox... Three-year varsity baseball letterman for head coach Scott Holder... Helped lead the Cougars to a 25-7-1 record as a senior, and to the 3A state title in 2014... Three-time participant in the Area Code Games... Maintained a 3.8 grade point average.

Draft Dodgers

A number of Owls on the current roster were selected in different Major League Drafts, but decided to forgo pro baseball in order to attend college. The current Owl draft dodgers include:

Player	Pos.	Rd	Yr	MLB Team
Cody Staab	OF	38th	'15	White Sox
Brent Schwarz	P	39th	'15	Rockies
Ford Proctor	SS	40th	'15	Royals
Tristan Gray	SS	37th	'14	Mets
Andrew Dunlap	C	33th	'13	Nationals
Josh Pettitte	RHP	37th	'13	Yankees



15 IF | R/R | So.-1L
6-0 | 185 | San Antonio, Texas
Antonian College Prep
Chad Tatum

Rice — 2015: Conference USA Academic Honor Roll; Appeared in three games in first season of Division I action... Made his collegiate debut on Feb. 25 vs. Stephen F. Austin, pinch-running at third base for eventual first team all-conference honoree and major league draftee John Clay Reeves... Scored a run in that game, and then returned a week later to pinch-run for Reeves at first base in the top of the eighth inning of a road game against No. 1 ranked TCU... Made his first appearance in the batter's box as a substitute designated hitter in the opening game of the

C-USA series at Old Dominion... Replaced the (then) .410-hitting DH Kirby Taylor in the top of the ninth inning, and drew a one-out walk to load the bases... Did not make any defensive appearances in the field, but finished the season with a 1.000 on-base percentage.

High School — A 2014 graduate of Antonian College Prep in San Antonio... Second-team Louisville Slugger High School All-America... Named the 5A Male Athlete of the Year, and first team All-State in baseball, in the Texas Association of Parochial & Private Schools (TAPPS)... San Antonio All-Area team... Batted .408 with five home runs, 45 runs scored and 31 RBI for the 26-8 TAAPS regional championship team... Four-year letterman and three-year starting shortstop for head coach Willie Gawlik... Versatile athlete who was also a four-year football letterman... Starting quarterback for three years and three-time all-district selection... Exceptional student who was named to the TAPPS 5A Academic All-State baseball team... Member of the National Society of High School Scholars, and Math Honors Society.

Personal — Full name: Howard Chadwick Tatum (prefers the nickname Chad). Born: December 31, 1995, in San Antonio. Parents: Kenneth and Tina Tatum of San Antonio (one sister). Father was a four-year football letterman at Austin College. Volunteer community service time at San Antonio Food Bank and

Cochrane Mentoring Foundation. Chose to attend Rice over Princeton. College: Martel.

Rice Highs

2015 Season

1 vs. SFA, Feb. 25 Runs Scored
 1 at Old Dominion, May 15 Walks

Rice Statistics

Year	Avg	GP	GS	AB	R	H	2B	3B	HR	RBI	TB	SLG%	BB	HBP	SO	GDP	OB%	SF	SH	SB	ATT
2015	.000	3	0	0	1	0	0	0	0	0	0	.000	1	0	0	0	1.000	0	0	0	0



3

IF | L/R | Sr.-3L

6-3 | 195 | Sugar Land, Texas
Kempner HS

Connor Teykl

Rice — Enters senior season having started 90 of the program's last 91 games dating back to April of 2014... **2015:** One of only three Owls to play in all 59 games, and one of only two to start each contest (**Ryan Chandler** was the other)... Every start was at first base, the first Owl to start every game at first base since **J.T. Chargois** in 2011 (an eventual second round MLB Draft pick in 2012)... Finished tied for second on the team in doubles (12), third in hits (68) and fourth in slugging (.385) and total bases (90)... Was also third in total plate appearances (260), but

a distant eighth in strikeouts (28)... Steady player who was hitting .295 at the start of conference play and .299 heading into the final exams break before finishing with a final batting average of .291... Also batted .295 with runners on base and .287 with two outs already recorded in the inning... For all the steady production he also proved to have a little extra for Rice's high-profile games with big, raucous, crowds... Stepped-up to bat an eye-opening .455 (10-of-22) in Rice's five games where the attendance was more than 4,000 fans... Collected two or more hits 19 times, including a career-high tying three hits six times... Twice had season-long hit streaks of six games... Reached base in 12-consecutive games during one stretch... Usually batted fifth in the order (36 times)... Drove in two or more runs in a game six times, including a career-high tying three RBI to help take the finale at UAB... Twice knocked two-run homers in C-USA games, vs. Middle Tennessee and Florida Atlantic... Hit twice as many doubles in away games (8), than he did when playing at home at Reckling Park (4)... Tied the Rice school record (along with Tristan Gray and Charlie Warren) for most at bats in a single game (9), established during the 20-inning marathon vs. Houston in the

NCAA Regional... Also tied the individual Rice school record for defensive put outs (23) in that same game (in 2013 at Hawaii)... **2014:** Increased production in second year with the program, playing in 48 of the team's 62 games with 41 starts... Only Owl to start/play three different infield positions... Made 27 starts at second base, five at third base, one at first, and six as the designated hitter... When starting at third base for Shane Hoelscher or first base Skyler Ewing, he was selected to play ahead of two eventual first team all-conference honorees who both ended up getting selected in the major league draft... Started 27 of the team's final 31 games of the season at second base when shortstop Leon Byrd was sidelined (Ford Stainback moved from second to short, with Teykl usually coming in to start at the keystone sack)... Played so well that when Byrd returned to action after a month, Teykl remained at second with Byrd moved to centerfield... Had a .356 batting average (21-of-59) through the first 37 games of the season that was, at that point, the highest on the team... Usually hit seventh in the lineup (18 times), but batted as high as third in a key Conference USA start against East Carolina where he entered the game on a 9-for-12 pace with three walks and

Rice Statistics

Year	Avg	GP	GS	AB	R	H	2B	3B	HR	RBI	TB	SLG%	BB	HBP	SO	GDP	OB%	SF	SH	SB	ATT
2013	.239	41	29	109	7	26	2	0	0	14	28	.257	11	1	11	0	.306	3	7	0	1
2014	.259	48	41	135	17	35	3	0	0	22	38	.281	21	0	24	2	.352	3	9	1	2
2015	.291	59	59	234	23	68	12	2	2	26	90	.385	23	1	28	6	.355	1	1	1	1
Totals	.270	148	129	478	47	129	17	2	2	62	156	.326	55	2	63	8	.343	7	17	2	4

six runs scored... Hit .296 (21-of-71) with men on base and .319 (15-of-47) with runners in scoring position... Held a .319 average when playing at home at Reckling Park... Reached base at a .324 clip (11-for-34) when leading off an inning... Maintained a season-best four-game hitting-streak, and reached bases in seven-consecutive games during one stretch... Collected a season-best two or more hits in a game three times (vs. Texas, East Carolina and Houston Baptist)... Finished tied for third on the team in games driving-in two or more runs (seven times)... Drove-in a career-high three runs twice (vs. Texas A&M and Texas-San Antonio)... Finished second on the team, and tied for ninth in the conference, with nine sacrifice bunts... One of only four Owls all season to record two sac bunts in a game, and he did it twice, including the Championship Final of the C-USA Tournament... Tied for fourth on the team in walks to contribute to a steady .352 on-base average... Tied a career-high scoring two runs in a game a total of four times... Logged a .984 fielding percentage in 128 defensive chances at second base... Turned or started 19 to the team's 48 double plays... Made a season-high six assists at second base against Texas A&M... **2013: Conference USA Hitter of the Week** (March 18); Appeared in 41 games with 29 starts as a true freshman... Was thrust into the starting lineup in the third week of the season when veteran third baseman **Shane Hoelscher** was sidelined for more than a month with an injury... Ended up making a total of 23 starts at the hot corner where he jump-started the offense in the early going... Went 16-for-36 in his first 10 games as the starting third baseman for an eye-open-

ing .444 average that was a full 84 points higher than the next-closest hitter over that same stretch... Highest in-season batting average reached .383 through the team's first 20 games... Moved across the diamond to first base when Hoelscher returned and promptly went 3-for-3 with an RBI, a double and a walk in a start against longtime rival Texas Tech... Starting assignments were 23 times at third base, five at first base, and once as the designated hitter... The Owls went 17-6 in his starts at third base... Batted as high as fourth in the lineup three times and was the No. 5 hitter six times... Collected two or more hits in a game seven times, including a career-best 4-for-4 day at home against future Conference USA foe La Tech... Batted .308 (16-for-52) with a steady .397 on-base average in 20 home games at Reckling Park... Something of a "Night Owl" who batted .286 in all evening games, the third-highest average on the team... Longest hitting streak of the year was four games... Reached base safely in eight-straight contests during one stretch... Proved to be the toughest Owl to get to end an inning, maintaining a team-best .414 average in 29 at bats where there were already two outs recorded... Posted a career-best two RBI in a game three different times... Fielding percentage was .927 for the full season and .886 at third base... Recorded a career-high seven defensive assists at third base in a C-USA win over Tulane, and only one Owl had more assists in any game all year (Ford Stainback had eight in a game, twice)... Involved in a total of 16 double plays from his spots on the infield corners, including 10 at first base and six times at third.

High School — A 2011 graduate of A 2012 graduate of Fort

Bend Kempner High School in Sugar Land, Texas, just southwest of Houston... Helped lead the Cougars to a 30-7 record and to the 5A Region III finals before falling to the eventual state champion... Two-time first team all-district shortstop who batted .402 with 41 runs scored, 32 RBI and 23 stolen bases as senior... Went 4-1 on the mound with a 1.65 ERA and 35 strikeouts in 29.2 innings... Earned honorable mention all-state accolades after a sensational junior season where he batted .467 with six home runs and 32 RBI... Posted a 3-1 pitching record with a 1.80 ERA in 2011... Four-year starter for head coach Marc Jones... Varsity basketball letterman as a freshman.

Personal — Full name: Connor Harris Teykl... Born: October 20, 1993, in Sugar Land... Parents: Brian and Tibby Teykl of Sugar Land (one brother)... Father was a football letterman at the University of Houston in 1983-84... Older brother, **Trevor**, pitched at Rice... College: Baker.

Rice Highs

2014 Season

9 at Houston, May 31
 3 vs. Texas State, Mar. 11
 3, six times
 3 at UAB, Apr. 12
 1, twelve times
 1, twice
 6 at UAB, Apr. 12
 3 vs. Texas State, Mar. 11
 23 at Houston, May 31
 3 vs. Louisiana, June 1

At Bats
 Runs Scored
 Hits
 RBI
 Doubles
 Homeruns
 Total Bases
 Walks
 Put Outs
 Assists

Career Highs

9 at Houston, May 31, '15
 3 vs. Texas State, Mar. 11, '15
 3, nine times
 3, three times
 1, 17 times
 1, twice
 6 at UAB, Apr. 12, '15
 3 vs. Texas State, Mar. 11, '15
 9 at Houston, May 31, '15
 7 vs. Tulane, Mar. 29, '13



5

OF | L/R | Jr.-2L
6-2 | 185 | The Woodlands, Texas
The Woodlands HS
Charlie Warren

Rice — Enters the 2016 season as the Owls' leading returning hitter (.311)... **2015: Conference USA Academic Honor Roll**; One of only three Owls to play in all 59 games... Tied for fourth on the team in starts (56), each of which was playing a different position (right field) than in his freshman season... Finished fourth on the team in hits (65), batting average (.311), runs scored (31), RBI (30), on-base percentage (.384) and total plate appearances (244)... Led the Owls in sacrifice bunts (7) and plus-speed helped him bunt for a base hit a team-leading six times...

Shared the team lead with five steals, and had the second-most stolen bases attempts (9)... Recorded a 20-game hitting streak from March 1 to April 3, the longest by an Owl in a decade (Brian Friday, 20-straight in 2006)... The day after the streak snapped he proceeded to go 3-for-5 with a double and a career-high four RBI... Reached base in 26-consecutive games (overlapping the hit streak)... Tallied 14 multi-hit games, including a season-high three hits three different times (C-USA foes Middle Tennessee, UAB and Florida Atlantic)... Batted .343 with runners on base, and .339 (21-of-62) when there were two outs already recorded in the inning... Reached base at a .314 clip when leading off an inning (16-of-51)... Usually batted sixth in the lineup (22) times, but also saw action hitting second (nine times) and third (ten times)... Shared the team lead in most at bats with the bases-loaded (11), where he had four hits for a .364 average... Drove-in two or more runs in a game nine times, the third-highest total on the team... Tied the Rice school record (along with **Tristan Gray** and **Connor Teykl**) for most at bats in a single game (9), established during the 20-inning marathon vs. Houston in the NCAA Regional... Only Owl to steal two bases in a game (at Lamar), and was also the only player to register two SAC flies in a

single game (at home vs. Houston, which were his only two all year)... Tied his career-high with eight put outs in the 20-inning game, then didn't have a single ball hit his way the next game a few hours later against Louisiana... Played right field with the same speedy range he had in center as a freshman, but added a defensive dimension of throwing out four runners on the bases... Registered three double plays by throwing out runners, including one at home plate vs. LA Tech and twice behind the runner at first base after sensational catches... Also threw out a Texas A&M batter trying to stretch a single into a double... **2014:** Played the most of any of the Owl freshmen, 44 of the team's 62 games with 35 starts... All but one of the starts was in centerfield (when he was the designated hitter in the final game of the season against Texas A&M in the NCAA Regional at Reckling Park)... Started on Opening Day at Stanford as a true freshman, where he reached base three times in his first four trips to the plate (one hit and two walks)... Finished the year third on the team in nine appearances off the bench (9), and tied for third in stolen bases (4)... Converted on four-of-five attempted steals... Was sixth on the squad with five sacrifice bunts, but exceptional speed helped him beat out three of the bunt attempts for base hits... Speed on

Rice Statistics

Year	Avg	GP	GS	AB	R	H	2B	3B	HR	RBI	TB	SLG%	BB	HBP	SO	GDP	OB%	SF	SH	SB	ATT
2014	.264	44	35	125	12	33	0	0	13	33	.264	15	0	20	0	.338	2	5	4	5	
2015	.311	59	56	209	31	65	6	1	1	30	76	.364	20	6	31	5	.384	2	7	5	9
Totals	.293	103	91	334	43	98	6	1	1	43	109	.326	35	6	51	5	.367	4	12	9	14

the basepaths also helped him be the only Owl with at least five at bats not to hit into a double-play... Batted leadoff five times and hit second in the order ten times... Steady full-season percentages included reaching base at a .265 pace when leading off an inning, .266 when the bases empty, and .262 with runners-on... After batting .234 (15-of-64) to start the rookie season, he maintained a .295 pace (18-of-61) in the second half... Hit .271 in Conference USA regular season games... Collected two or more hits in a game seven times, including a career-high five hits on the road at former league foe Tulane... One of only two Owls (along with John Clay Reeves) to register a five-hit day... The five-hit game helped him reach base in 8-of-9 consecutive trips to the plate during one stretch... Went 4-for-5 with a career-high three RBI in the home victory over Texas A&M-Corpus Christi... Drove in two runs on a pair of hits in the road victory against a Texas team that went on to play in the College World Series... Drew a career-best two walks in a game three times, including Stanford and twice in the C-USA weekend series at FIU... Scored a career-high two runs in the second game of the FIU series... Recorded a career-high eight defensive put outs in centerfield against C-USA foe Old Dominion, the most by an Owl non-first baseman or catcher all season long.

High School — A 2013 graduate of The Woodlands High School... Helped lead the Highlanders to a 38-4 record, the 2013 5A state championship and No. 2 national ranking according to MAXPreps.com... Three-year varsity baseball starter for head coach Ron Eastman... Second team all-state selection by

the Texas Sports Writers Association... Earned second team all-Montgomery County and first team all-District 14-5A... Batted .321 while scoring 35 runs in the team's 42 games... Second team all-district honoree as both a junior and sophomore... Member of the Academic All-State team with a 3.98 grade point average, who chose to attend Rice over Harvard, Yale and Dartmouth... Versatile athlete, earning second team all-district honors in football... Helped the Highlanders win the 14-5A title with an undefeated district record and reach the Region II quarterfinals of the Division I state playoffs.

Personal — Full name: Charles Matthew Warren. Born: April 4, 1994, in Fort Worth. Parents: Greg Warren and Tara Nosich (four brothers, one sister). Father played college football at Baylor in 1980-1981. Served as chairman of Interact, a community service and outreach organization. College: Brown.

Rice Highs

2015 Season

9 at Houston, May 31
2, five times
3, three times
4 vs Middle Tenn, Apr. 5
1, six times
4, three times
1, seven times
9 at Houston, May 31
8 at Houston, May 31

At Bats
Runs
Hits
RBI
Doubles
Total Bases
SAC Bunts
SAC Fly
Put Outs

9 at Houston, May 31, '15
2, seven times
5 at Tulane, Apr. 13, '15
4 vs. Middle Tenn, Apr. 5, '15
1, six times
5 at Tulane, Apr. 13, '15
1, 12 times
2 at Houston, May 31, '15
8, twice

Career



9

OF | R/R | Jr.-2L

6-0 | 195 | Brenham, Texas
Brenham HS

Dayne Wunderlich

Rice — **2015: Conference USA Academic Honor Roll;** Played in 22 games with one start in right field... Started the finale of the C-USA series at Charlotte (March 8)... Finished second on the team in games off the bench (21)... Made 11 appearances entering the game as a pinch runner, five as a pinch hitter and five as a defensive substitute in the outfield (playing left, center and right at least one time each)... Remained in the game as an outfielder after all five pinch hit appearances (three times in left and twice in right)... Stayed in to play left field after pinch-hitting

against Southern Miss and threw out a runner attempting to stretch a single into a double... Scored five of his six runs after entering as a pinch-runner... Sprinted home with the game-tying score in the bottom of the ninth inning in the middle game of the C-USA series against Louisiana Tech... Tallied first career RBI with a sacrifice fly in the opener of the league set at Old Dominion... **2014:** Played in four games in first season of Division I baseball... Made three pinch-hit appearances and served as a pinch-runner one time... Pinch-ran for John Clay Reeves in the bottom of the eleventh inning of a key Conference USA game against UAB and scored the game-winning run to help the Owls clinch the weekend series (which Rice went on to sweep all three games)... Made collegiate debut as a pinch-hitter at C-USA foe Middle Tennessee (March 30)... Pinch hit against eventual College World Series participant Texas, and remained in the game to play right field (his only appearance at a defensive position all season)... Drew a walk in final pinch hit appearance at Lamar (April 15).

High School — A 2013 graduate of Brenham High School in Brenham, Texas... Two year varsity starter where he had a .465 career batting average and 14 home runs.... Coached by Lanny Williams... First team all-state honoree who helped lead the team

to a 23-9 record and to the area round of the 4A Region III playoffs as a senior in 2013... Two-time all-Greater Houston and all-District 18-4A selection... Earned Louisville Slugger Honorable Mention All-America as a junior in 2012 after leading the Cubs to a 25-11 record, the district championship, and to the final four of the 4A state tournament as the Region III champions... All-Brazos Valley honoree who maintained a .667 slugging percentage with 33 runs scored and 23 RBI in 33 games played.

Personal — Full name: Dayne Edward Wunderlich. Born: January 9, 1995 in College Station, Texas. Parents: Terry and Nancy Wunderlich of Brenham, Texas, (two brothers). College: Brown.

Rice Highs

2015 Season/Career

2, twice	At Bats	2 twice
none	Hits	none
1 at Old Dominion, Mar. 20	RBI	1 at Old Dominion, Mar. 20, '15
1, six times	Runs	1, seven times
1, twice	Walks	1, three times

Rice Statistics

Year	Avg	GP	GS	AB	R	H	2B	3B	HR	RBI	TB	SLG%	BB	HBP	SO	GDP	OB%	SF	SH	SB	ATT
2014	.000	4	0	2	1	0	0	0	0	0	0	.000	1	0	0	1	.333	0	0	0	0
2015	.000	22	1	8	6	0	0	0	0	1	0	.000	2	1	3	0	.250	1	0	0	0
Totals	.000	26	1	10	7	0	0	0	0	1	0	.000	3	1	3	1	.267	1	0	0	0



37
Head Coach
25th Season At Rice
Rice Record: 1,076-442
Wayne Graham

There are some fairly common factors that measure coaching success in college baseball. The familiar criteria include a coach's wins and win-percentage, NCAA Regional bids, trips to the College World Series, winning a national championship, conference championships, All-America honorees and molding young players into major league draft picks.

It's common criteria. Rice Owls head coach **Wayne Graham** has had uncommon success.

After 24 full seasons at the helm of the Rice baseball program, and 35 seasons as a collegiate head coach, Graham has been one of the top coaches in the country who has built a sky-scraper of a program at Rice.

It was no surprise that in 2012 coach Graham was tabbed for induction into the College Baseball Hall of Fame. It was even less surprising, and in fact applauded, that (at then age of 76) he was rewarded by Rice with a five-year extension on his current contract. Clearly, the University administration realizes its Hall of Fame head coach is both a national and baseball treasure.

At Rice Graham has amassed 1,076 wins and maintained a .709 win percentage. Another way of looking at the .709 win percentage is that it's the equivalent of a major league team winning 114 games in a single season -- except Graham has maintained that impressive pace over 24 full seasons at Rice.

Speaking of win-percentage, Graham has led the Owls to the second-best composite win percentage in the nation over the last 17 full seasons. Using the year the NCAA tournament expanded to its current 64-team/Super Regional format (1999), and with Graham firmly at the Rice's helm, the Owls' .726 win percentage from 1999 to 2015 has ranked second among all Division I programs (see page 21 for a more detailed list of teams).

Are all-America selections the criteria for an outstanding coach? Graham has coached 36 different Rice players to a total of 53 all-America awards. Perhaps it's molding a player into a professional prospect. More than 30 former Owls were playing pro baseball in 2015, including six in the major leagues (two-thirds

of a starting lineup). Of course that Rice total of Graham-coached players to reach the majors isn't even counting the ones he tutored while he was at San Jacinto College.

There were seven of his Owls who were selected in the 2015 major league draft and a total of 54 Rice draftees over the last eight years. It's a steady draft rate to be sure, but consider in 2007 Graham had 14 Owls drafted by the majors in that year alone. The 14 Rice draft picks tied the college record for the most players selected from one school in a single year. It's not just simply getting drafted, however. He developed 14 Owls into first-round major league draft picks, including as recently as 2011 when **Anthony Rendon** as the sixth player taken overall.

Are team accomplishments the criteria? Consider Rice has won 20 conference championships in a row - ten C-USA crowns (including regular season and/or in tournament), all nine Western Athletic Conference titles during the Owls' tenure in that league (1997-2005) and the final Southwest Conference Championship in 1996. The 2015 season marked Rice's 21st-straight appearance in an NCAA Regional. His Owls have also posted 40 wins in 20 of the last 21 seasons.

The Owls have been to NCAA Super Regionals ten times since the format was adopted in 1999. The Blue & Gray has been to the College World Series seven times since 1997. In 2003, Graham led Rice to the school's first team national championship in any sport.

Pick the criteria for coaching success, and Graham has far-exceeded the standard. His work in 2015 may have been some of his

best coaching yet. Graham's Friday night starting pitcher was lost for the year a few days before the first official practice, followed by his starting catcher who was the C-USA Preseason Player of the Year. All the head coach ended up doing was leading the team to a 22-8 conference record for the program's 20th-straight league crown. A healthier squad could have avoided eight one-run losses, but the Owls also battled to the end and won a dramatic 20-inning elimination game in the NCAA Tournament.

In 2014 Rice went 42-20 and swept the league's regular season and postseason tournament titles on the way to hosting an NCCA home regional. That same year he also notched his 1,000th Rice victory.

Not only was Graham's 2013 squad was a consensus Top 20 team all year long, the Owls battled some freshman growing pains to share the C-USA regular season co-championship the last weekend of the season before sweeping through the C-USA Tournament. His Owls then shocked college baseball followers by winning an NCAA Regional on the road at No. 9 Oregon to advance to the Super Regionals.

In 2012 he led Rice to the C-USA regular season championship on the last day of the league schedule on the road. The Owls played 22 games against nine different teams in the NCAA Tournament, going 15-7 against the elite teams. Rice played the eventual national champion Arizona Wildcats in the regular season and split that series 1-1. For his effort Graham was named the C-USA Keith LeClair coach of the year (for a fifth time).

The head coach's 2011 squad delivered despite being beset by injuries. He had to play two true freshmen on the leftside of the

infield all year and turn to a freshman starting pitcher on opening day and in the Friday night games. Graham steered the team to its 17th-straight season of 40-plus wins. Rice won a share of the C-USA regular-season title before winning the league's tournament title and earning a Top 8 national seed in the NCAA's.

In 2010 he guided the Owls to the C-USA regular season title, an NCAA Regional bid and 40 wins in a demanding schedule that featured 26 games against elite teams that went on to national postseason play. Along the way he coached and developed Anthony Rendon into the National Player of the Year and recipient of the Howser Trophy. At the end of the year he was named the C-USA Coach of the Year.

Graham's 2009 Rice squad finished among the nation's Top 10. The Owls stormed to the C-USA Tournament Championship then hosted and won the NCAA Regional at Reckling Park. He coached Rendon to the National Freshman of the Year honors.

The 2008 Rice squad rocketed to the upper echelon of the national Rating Percentage Index (RPI), finishing fourth overall. The high RPI made Rice an easy choice for a national seed in the NCAA Tournament and to host postseason games. Graham's Owls justified that consideration with the program's third trip to Omaha in as many years. The Blue & Gray dominated the C-USA regular season with a 21-3 league record. He was named the South Central Region Coach of the Year by his colleagues in the American Baseball Coaches Association (ABCA) and the C-USA Keith LeClair Coach of the Year.

The 2007 Rice squad was second in the nation in wins (56) and third in the nation in win-percentage (.800). The Blue & Gray

Fast Facts on Wayne Graham

Education

High School: John Reagan, Houston, 1954. College: Texas, 1970, B.S., physical education; Houston, 1973, M.Ed., physical education.

Coaching Experience

High School: Scarborough, Houston, 1971-79; Spring Branch, 1980. Junior College: San Jacinto-North College, Houston, 1981-91. Division I: Rice University, 1992-present. Career Collegiate Record: 1,487-474

Personal

Full Name: Wayne Leon Graham. Born: April 6, 1936, at Yoakum. Wife: Tanya. Children: Gary, Terry, Greg, Michael, Cindy, Matthew.

reached the semi-finals of the CWS and tied for third in the nation for a second year in a row. The team also had the No. 1 rating percentage index (RPI) in the country. At the end of the year Graham was named the National Division I Coach of the Year by Fieldturf, the ABCA region coach of the year and LeClair Coach of the Year.

His 2006 team had the best win-percentage in the country. The Owls reached the semifinals of the CWS and tied for third in the nation. For an incredible 2006 season, the College Baseball Foundation named Graham one of its national coaches of the year. His fellow head coaches in C-USA named him the Keith LeClair Coach of the Year his first year in the league.

It may be hard to imagine with all the success Graham has

had at Rice for these many years, but at first there were small steps for a program which had never won even a conference championship or advanced to NCAA tournament play.

Year one in 1992 showed a 13-game improvement in the win column. Year two (1993) was another seven games better. In year three (1994), the Owls had their best finish ever in Southwest Conference play at 12-6 and their first appearance under Graham in the SWC postseason tournament. Year four (1995) boasted of 43 wins and Rice's first bid to the NCAA tournament. Year five (1996): a SWC tournament title and NCAA bid.

The Owls won the 1996 SWC championship in storybook fashion. Entering the last conference tournament in Lubbock as the number-six seed, Graham's Owls swept through the field in four straight games, topped by a 16-8 romp past Texas in the final. It was Rice baseball's most satisfying week in its long history as a member of the SWC.

Then there was Graham's sixth Rice season in 1997, the Owls' first foray into the Western Athletic Conference. Led by a duo that Baseball America called "one of the greatest power packages in college baseball history" (pitcher **Matt Anderson** and first baseman **Lance Berkman**), Rice soared to a 47-16 record and its first WAC team championship. A 13-game winning streak over the last month of the regular season ensured titles in the WAC-South and at the league tournament, resulting in an automatic NCAA bid.

Rice returned to Lubbock for the 1997 Central Regional where the South Plains magic continued from the year before. The Owls romped through the regional, earning the school's first entry into the College World Series in Omaha, Neb. It was a season that

netted Graham kudos as the western region's coach of the year as voted by the ABCA.

In 1998, Rice posted a 46-17 overall record and was even more successful in the WAC. The Owls ran through their division with a 26-4 record and capped the year with another four-game sweep in the postseason tournament. Graham's charges were the top seed in the Central Regional in College Station, but a pair of slugfest losses ended the year prematurely. **Damon Thames** was the ABCA national player of the year, and **Bubba Crosby** was the Owls' fourth first-round draft choice in four seasons. Graham won recognition as the WAC coach of the year by his peers.

The 1999 season ran true to form. Led by one of the best pitching staffs in college baseball, the Owls never left the top 10 in any of the national polls, enjoying the school's first number-one ranking in any sport on two different occasions and finishing at number five. Graham was named Baseball America's national coach of the year, as well as repeating his WAC honor. The conference tournament was another four-game sweep, but the return trip to Lubbock for the regional was a bit less routine.

After an opening round upset at the hands of UW-Milwaukee, the Owls swept through Rutgers, UWM and host Texas Tech twice for its second regional title. In the new Super Regional, Rice also dropped the opener to Louisiana-Lafayette before stopping the Cajuns twice to win the trip to Omaha. That was up to six straight wins when elimination was only one loss away. The head coach had convinced the squad to keep fighting. At Omaha, the Owls fell to eventual national champion Miami in their opener. Rice's first-ever CWS win, over Oklahoma State, followed two days later.

The 2000 season is one of Graham's most outstanding coaching achievements. Adjusting to six new position players and the loss of all-America pitcher **Jeff Nichols** due to an injury, the Owls staggered through the first half of the schedule. After April 1, though, the head coach righted the ship to lead the Owls from a sub-.500 record to their fourth straight WAC title on the final weekend of the season.

More success followed in 2001. Led by an all-America pitching staff featuring **Kenny Baugh** and **Jon Skaggs**, the Owls spent six weeks as the nation's number-one team. The amazing comeback win over Baylor on Memorial Day clinched the Owls' second trip to a Super Regional.

In 2002, the Owls adjusted again after Baugh and Skaggs were first-round selections in the professional draft. Graham combined two new players in the weekend pitching rotation -- transfer **Justin Crowder** and freshman **Philip Humber** -- and five new position players with four returnees, keeping the Owls near the top of the national rankings most of the year. Graham was named the WAC and ABCA western regional coach of the year as the Owls again advanced to Omaha.

In 2003, his 12th season, Graham's mind and energy were focused squarely on the goal of Rice's first national championship. The team combined the best pitching staff in the nation with the best defense to win 58 of its 70 games. The Owls spent more than two months ranked as the top team in the nation, and the team ran off an eye-opening 30-game winning streak. Sophomore pitchers **Jeff Niemann**, **Wade Townsend**, Philip Humber and **Josh Baker** combined for a 47-5 record, and closer **David Aardsma** had



A Rookie at Wrigley Field!
Wayne Graham played for two legendary major league managers in his career, Gene Mauch with the Phillies and Casey Stengel with the Mets.

a Rice-record 12 saves. Every Owl starter won at least one postseason honor and Graham was named the national and WAC coach of the year.

In 2004, the Owls went 46-14 and won another WAC title to qualify for another postseason appearance. Graham came up with yet another Rice first. The pitching trio of Humber, Niemann and Townsend were all selected among the first eight picks of the major league draft (numbers three, four and eight overall). It was the first time in MLB history that three pitchers, or even three players, from the same school had been selected that high in the draft's first round.

Freshmen were the bulk of the 2005 team, but that did not stop the Owls (45-19) from winning the WAC championship. That young Rice team came within four outs of reaching the College World Series af-

ter nearly upsetting number one ranked Tulane on the road in the Super Regional.

A native Houstonian who had followed the Owls since his earliest days, he played high school baseball at Reagan High in the Heights. He had his first championship experience when he played his first year at Reagan, as a pitcher and outfielder in 1951-52, under coach Leroy Ashmore.

In 1952 Reagan was the Houston city and Texas State baseball champions on the strength of a 38-3 record. With Graham on the mound in 1953, Reagan won the city's high school championship. One of his battery mates throughout his prep career was Rice alum ('58) **Jerry Sims**. The championship spirit was instilled at an early age and is still there.

Graham matriculated to Texas, where he played two seasons under the legendary Bibb Falk. After his playing days as a Longhorn ended, Graham embarked on an 11-year professional career as a third baseman and outfielder with the Philadelphia Phillies and New York Mets organizations.

Despite several strong seasons in the minors -- he hit .300 or better in six of 10 minor league stops, including a .311 average with 17 home runs and 70 runs batted in at Dallas-Fort Worth in 1962 to earn Texas minor league player of the year honors -- Graham had just two brief stints in the major leagues. The first came in 1963 when he appeared in 10 games for Gene Mauch's Philadelphia Phillies. A year later, Graham played 20 games for Casey Stengel and the New York Mets.

Following his playing days, Graham returned to UT to receive his B.S. in physical education in 1970, and he added a master's of

education from the University of Houston in 1973.

Graham's coaching career began at Scarborough High School in Houston. In nine seasons at Scarborough and one at Spring Branch, Graham's teams compiled a 98-13 (.883) district record, won seven district titles and never finished lower than second place in the district race.

After nine successful seasons on the high school level, Graham moved on to San Jacinto, where he proceeded to turn the Gators into the nation's most celebrated JC team. His first squad in 1981 (featuring freshman Roger Clemens) went 43-7 and finished second in the Texas JC ranks. The following two seasons brought 89 more victories (only 22 losses) and a pair of conference titles.

Graham was just getting started. In 1984, he led the Gators to the first of seven consecutive 50-win seasons and the national JC tournament. A loss in the championship game only served to fuel the fires that would lead to three straight national titles in 1985-87. Another runner-up showing in 1988 was followed by two more titles in 1989 and 1990, giving the Gators five championships in a six-year span while preparing dozens of players for major college and/or professional careers.

Graham's honors at San Jac were nearly endless. He was named Collegiate Baseball Magazine's Junior College Coach of the Century, as well as the newspaper's Coach of the Decade for 1980's. He was named the national JC coach of the year five times and the top Texas JC coach six times. His uniform number (37) was retired by San Jacinto and he was inducted into the junior college hall of fame in May, 1995.

All of Graham's coaching accomplishments naturally led to

his induction into the Texas Baseball Hall of Fame at Fort Worth in 2003. In 2004 he was named one of Houston's 38 Sports Legends to coincide with the city hosting Super Bowl XXXVIII. He was inducted to the Texas Sports Hall of Fame in 2005.

What is left for a man who has 42-straight winning seasons at the high school and collegiate level and has won nearly 80 percent of his games on the collegiate level (1,651-555 in 35 seasons at Rice and San Jacinto)? A second national championship, to be precise. With Reckling Park as the Owls' home and the venue for 11 NCAA Regionals in 2001-02-03-04-06-07-08-09-11-12-14, plus Super Regionals in 2002-03-06-07-08, Graham has all the pieces in place to sustain Rice at the highest level.

Graham and his wife Tanya live in Houston. She earned her Rice degree in human performance and exercise science in May, 1999.

Year-By-Year With Wayne Graham

Year	School	Record	Pct.	Accomplishments
1981	San Jac	43-7	.860	Conference champions, state runner-up
1982	San Jac	42-12	.777	Conference champions
1983	San Jac	47-10	.824	Conference champions, state runner-up
1984	San Jac	50-11	.819	State, conf. champs, national runner-up
1985	San Jac	54-7	.885	National, state, conference champions
1986	San Jac	53-12	.815	National, state, conference champions
1987	San Jac	52-9	.852	National, state, conference champions
1988	San Jac	63-9	.875	State, conf. champs, national runner-up
1989	San Jac	61-10	.859	National, state, conference champions
1990	San Jac	62-11	.850	National, state, conference champions
1991	San Jac	47-15	.758	Conference champions

Year	School	Record	Pct.	Accomplishments
1992	Rice	29-26	.527	Series win over #16 Texas A&M
1993	Rice	36-18	.667	School-record 29-game home winning streak
1994	Rice	34-21	.618	12-6 in SWC (tied-2), best in school history
1995	Rice	43-19	.694	2nd at NCAA South II Regional
1996	Rice	42-23	.646	SWC Tournament champs; 2nd in NCAA Midwest Regional
1997	Rice	47-16	.746	WAC champs; 1st College World Series appearance
1998	Rice	46-17	.731	WAC champs; NCAA Central Regional
1999	Rice	59-15	.797	WAC champs; College World Series; most wins ever
2000	Rice	43-23	.652	WAC co-champs
2001	Rice	47-20	.701	WAC champs; NCAA Regional champs
2002	Rice	52-14	.788	WAC champs; NCAA Regional champs; College World Series
2003	Rice	58-12	.829	NCAA champions ; WAC champions; School-record 30-game win streak
2004	Rice	46-14	.767	WAC champs; NCAA Regional
2005	Rice	45-19	.703	WAC champs; NCAA Regional champs
2006	Rice	57-13	.814	C-USA champs; NCAA Regional champs; College World Series semifinals
2007	Rice	56-14	.800	C-USA champs; NCAA Regional champs; College World Series semifinals
2008	Rice	47-15	.758	C-USA reg. season champs; NCAA Regional champs; College World Series
2009	Rice	43-18	.705	C-USA tournament champs; NCAA Regional champs
2010	Rice	40-23	.635	C-USA reg. season champs; NCAA Regional
2011	Rice	42-21	.667	C-USA reg. season co-champs; C-USA tourney champs; NCAA Regional
2012	Rice	41-19	.683	C-USA reg. season champs; NCAA Regional
2013	Rice	44-20	.688	C-USA tourney & regular season co-champs; NCAA Regional champs;
2014	Rice	42-20	.678	C-USA tourney & regular season champs; NCAA Regional
2015	Rice	37-22	.627	C-USA regular season champs; NCAA Regional
RICE Totals		1,076-442	.711	Best winning percentage in Rice history

Highs/Lows For Graham-Coached Rice Teams

	Rice	Opponent
Runs/Game	37 vs. Cincinnati (2/21/97) 35 vs. McNeese State (2/14/97) 28 at New Mexico [WAC high] (4/11/98) 27 vs. S.F. Austin State (2/21/93) 27 vs. Wisconsin-Milw.-n (5/29/99)	27, New Mexico-a (4-12-98) 21, UT-San Antonio-a (5/5/94) 21, Baylor-a [SWC high] (4/8/95) 20, San Diego State-a (3/6/94) 20, Washington-n (5-22-98)
Hits/Game	34 vs. Cincinnati (2/21/97) 33 vs. Wisconsin-Milw.-n (5/29/99) 31 vs. McNeese State (2/14/97) 28 at New Mexico [WAC high] (4/11/98) 27 at Marshall (5/18/06)	24, New Mexico-a [WAC high] (4-12-98) 23, Lamar-h (2/22/2011) 21, California-a (3/11/2011) 20, San Diego State-a (3/6/94) 19, Texas Tech-a [SWC high] (3/26/93) 19, Fresno State-a (3/23/04) 8, Texas Southern-h (2/18/92) 7, two times 0, Hawaii (3/14/98)
Errors/Game	10 at UNLV (3/15/97) 7 vs. Incarnate Word (3/23/93)	
Fewest Hits/Game	1 at Cal State Fullerton (3/4/07) 1 at UAB (4/10/2015)	
Doubles/Game	11 at Memphis (4/15/06)	
Triples/Game	5 vs. McNeese State (2/14/97)	
HR/Game	10 at New Mexico (4/11/98) 9 vs. Cincinnati (2/21/97) 7 vs. Massachusetts (3/9/96) 7 vs. McNeese State (2/21/97) 7 vs. Nevada (3/26/05)	6, New Mexico-a (4/12/98)
SB/Game	8 vs. St. Mary's (2/16/94)	

	Rice	Opponent
Strikeouts	23 at Hawaii (2/22/13) 21 vs. Central Missouri St. (2/5/05) 19 vs. Louisiana Tech (4/9/05) 18 vs. Lamar (5/7/97, 12 inn.) 18 at East Carolina (4/8/2011)	
LOB	18 vs. Louisiana (4/5/2011)	18, McNeese State-h (4/11/00)
Walks Received	21 vs. Texas Southern (2/22/95)	
Double Plays	6, six times Latest vs. San Jose State (5/13/00)	4, Cal. State Fullerton-n (5/26/96) 4, Saint John's (3/6/07) 4, Texas Tech (3/6/10) 4, 1992 (26 total since 1992)
Shutouts	12, 2013 (101 total since 1992)	
Longest Games/Time	6:02 at Houston (5/31/15, 20 inn.) 5:10 at NC State (6/9/13, 17 inn.) 4:53 Old Dominion (3/8/14, 17 inn.)	
Longest Game/Innings	20 Rice 3, Houston-h 2 (5/31/15) 17 Rice 2, Hawaii-h 0 (2/22/13) 17 NC State-h 5, Rice 4 (6/9/13) 17 Rice-h 4, Old Dominion 2, (3/8/14) 1:38 vs. East Carolina-h (4/20/2012)	
Quickest Nine-Inn. Game	31: (35-4) vs. McNeese State (2/14/97)	
Largest Margin of Victory	20: (21-1) at UT-San Antonio (5/5/94)	
Largest Loss	53: New Mexico-h 27, Rice 26 (4/12/98)	
Largest Combined Score	45: Rice 21, New Mexico 24 (4/12/98)	
Most Combined Hits	13: Rice 10, UNLV-h 3 (3/15/97)	
Most Combined Errors	13: (4th inn.) at S.F. Austin State (2/8/95)	
Runs/Inning	30: (2/18/03-4/8/03)	
Longest Win Streak	8: 3/20-31/96	
Longest Losing Streak		

Wayne Graham's Rice Milestones

First Win: Rice 6, UT-Pan American 5 (Jan. 31, 1992, at Edinburg)
25th Win: Rice 6, Houston 1 (April 10, 1992, at Cameron Field)
50th Win: Rice 2, Houston 1 (March 14, 1993, at Cameron Field)
75th Win: Rice 12, Clemson 3 (Feb. 26, 1994, at Las Vegas, Nev.)
100th Win: Rice 20, S.F. Austin State 3 (Feb. 8, 1995, at Nacogdoches)
150th Win: Rice 21, UT-San Antonio 7 (Feb. 24, 1996, at Cameron Field)
200th Win: Rice 14, Air Force 1 (March 8, 1997, at Cameron Field)
250th Win: Rice 7, Hawaii 6 (March 14, 1998, at Cameron Field)
300th Win: Rice 6, Houston 2 (March 16, 1999, at Cougar Field)
350th Win: Rice 10, UT-San Antonio 3 (March 22, 2000, at Reckling Park)
400th Win: Rice 11, San Jose State 7 (March 18, 2001, at Reckling Park)
450th Win: Rice 9, Fresno State 2 (March 29, 2002, at Reckling Park)
500th Win: Rice-h 20, Liberty 1 (March 21, 2003, at Reckling Park)
536th Win: Rice-n 14, Stanford 2 - National Championship (June 23, 2003, at Omaha, Neb.)
550th Win: Rice 14, San Jose State-h 2 (March 14, 2004, at San Jose, Calif.)
600th Win: Rice 14, Nevada 6 (March 26, 2005, at Reckling Park)
650th Win: Rice 3, Tulane 2 (Apr. 1, 2006, at Metairie, La.)
700th Win: Rice 7, Cal Poly 2 (March 17, 2007, at Reckling Park)
750th Win: Rice 10, Winthrop 4 (March 14, 2008, at Reckling Park)
800th Win: Rice 4, Southern Miss 3 (Mar. 21, 2009, at Hattiesburg, Miss.)
850th Win: Rice 3, East Carolina 2 (Apr. 24, 2010, at Reckling Park)
900th Win: Rice 8, Houston 2 (May 6, 2011, at Cougar Field)
950th Win: Rice 9, UCF 2 (May 18, 2012, at Orlando, Fla.)
1,000th Win: Rice 4, Texas State 3 (Feb. 18, 2014, at Reckling Park)
1,050th Win: Rice 6, Charlotte 3 (Mar. 8, 2015, at Charlotte, N.C.)

Rice In The Post-Season Under Wayne Graham

1994 (1-2)

SWC Tournament at Austin (1-2)

My12 Texas Tech 12, Rice 11
My13 Rice 10, TCU 3
My14 Texas Tech 2, Rice 1

1995 (3-4)

SWC Tournament at College Station (0-2)

My18 Texas A&M-h 8, Rice 6
My19 Texas 6, Rice 0

NCAA South Regional at Baton Rouge, La. (3-2)

My25 Rice 8, James Madison 7
My26 Rice 15, LSU-h 7
My27 Cal State Fullerton 17, Rice 7
My27 Rice 16, LSU-h 9
My28 Cal State Fullerton 8, Rice 7

1996 (7-2)

SWC Tournament at Lubbock (4-0)

My15 Rice 9, Texas A&M 7
My16 Rice 7, Texas Tech-h 3
My17 Rice 9, Texas 6
My18 Rice 16, Texas 8

NCAA Midwest Regional at Wichita, Kan. (3-2)

My23 Rice 17, Missouri 4
My24 Cal State Fullerton 7, Rice 3
My25 Rice 11, Indiana 8
My26 Rice 13, Cal State Fullerton 10
My26 Wichita State-h 16, Rice 6

1997 (8-2)

WAC Tournament at San Diego, Calif. (4-0)

My14 Rice 16, BYU 3
My15 Rice 5, Utah 4
My16 Rice 7, San Diego State-h 5
My17 Rice 11, San Diego State-h 1

NCAA Central Regional at Lubbock (4-0)

My22 Rice 5, SMSU 2
My23 Rice 10, Clemson 6
My24 Rice 13, SW Texas State 9
My25 Rice 25, Southwest Missouri St. 6

College World Series at Omaha, Neb. (0-2)

My30 LSU 5, Rice 4
Jn1 Auburn 10, Rice 1

1998 (5-2)

WAC Tournament at San Diego, Calif. (4-0)

My13 Rice 15, New Mexico 11
My14 Rice 10, TCU 5
My15 Rice 5, Fresno State 4 (10 inn.)
My16 Rice 15, Fresno State 2

Rice In The Post-Season Under Wayne Graham

NCAA Central Regional at College Station (1-2)

My21 Rice 11, Oral Roberts 1
My22 Washington 20, Rice 11
My23 Mississippi State 15, Rice 14

1999 (11-4)

WAC Tournament at Fresno, Calif. (4-0)

My19 Rice 2, New Mexico 1
My20 Rice 9, UNLV 6
My21 Rice 4, San Jose State 2
My22 Rice 18, TCU 3

NCAA Regional at Lubbock (4-1)

My28 UW-Milwaukee 8, Rice 4
My29 Rice 6, Rutgers 1
My29 Rice 27, UW-Milwaukee 1
My30 Rice 3, Texas Tech 1
My30 Rice 15, Texas Tech 11

NCAA Super Regional at The Astrodome (2-1)

Jn4 Louisiana-Lafayette 12, Rice 8
Jn5 Rice 10, Louisiana-Lafayette 1
Jn6 Rice 8, Louisiana-Lafayette 3

College World Series at Omaha, Neb. (1-2)

Jn11 Miami (Fla.) 8, Rice 4
Jn13 Rice 7, Oklahoma State 2
Jn16 Alabama 6, Rice 5

2000 (3-2)

NCAA Regional at Houston (3-2)

My26 Rice 5, Texas Tech 2
My27 Houston 5, Rice 2
My27 Rice 11, Texas Tech 4
My29 Rice 5, Houston 4
My29 Houston 9, Rice 5

2001 (4-3)

NCAA Regional at Rice (4-1)

My25 Rice-h 11, UT-Arlington 4
My26 Baylor 11, Rice-h 10
My27 Rice-h 14, UT-Arlington 2
My27 Rice-h 7, Baylor 4
My28 Rice-h 5, Baylor 4

NCAA Super Regional at Lincoln, Neb. (0-2)

Jn1 Nebraska-h 7, Rice 0
Jn2 Nebraska-h 9, Rice 6 (10 inn.)

2002 (5-3)

NCAA Regional at Rice (3-1)

My31 Rice-h 8, Harvard 3
Jn1 Rice-h 6, Texas Tech 0
Jn2 Washington 7, Rice-h 6
Jn2 Rice-h 14, Washington 2

NCAA Super Regional at Rice (2-0)

Jn7 Rice-h 6, LSU 0
Jn8 Rice-h 3, LSU 0

College World Series at Omaha, Neb. (0-2)

Jn15 Texas 2, Rice 1
Jn17 Notre Dame 5, Rice 3

2003 (10-2)

NCAA Regional at Rice (3-0)

My30 Rice-h 3, McNeese State 2 (10 inn.)
My31 Rice-h 10, Wichita State 1
Jn1 Rice-h 5, Wichita State 2

NCAA Super Regional at Rice (2-1)

Jn7 Houston 5, Rice-h 2
Jn8 Rice-h 10, Houston 2
Jn9 Rice-h 5, Houston 2

College World Series at Omaha, Neb. (5-1)

Jn14 Rice 4, Southwest Missouri St. 2
Jn16 Rice 12, Texas 2
Jn18 Rice 5, Texas 4
Jn21 Rice 4, Stanford 3 (10 inn.)
Jn22 Stanford 8, Rice 3
Jn23 Rice 14, Stanford 2

2004 (3-2)

NCAA Regional at Rice (3-2)

Jn4 Texas Southern 4, Rice-h 3
Jn5 Rice-h 3, Lamar 1
Jn5 Rice-h 7, Texas Southern 1
Jn6 Rice-h 3, Texas A&M 1
Jn6 Texas A&M 7, Rice-h 5

2005 (4-2)

NCAA Regional at Baton Rouge, La. (3-0)

Jn3 Rice 7, Northwestern State 3
Jn4 Rice 9, LSU-h 7
Jn6 Rice 5, LSU-h 4

NCAA Super Regional at New Orleans, La. (1-2)

Jn11 Rice 9, Tulane-h 5
Jn12 Tulane-h 7, Rice 0
Jn13 Tulane-h 9, Rice 6

2006 (11-3)

C-USA Tournament at Rice (4-0)

My24 Rice 9, UAB 3
My25 Rice 5, Southern Miss 1
My27 Rice 7, Memphis 4
My28 Rice 11, Houston 5

NCAA Regional at Rice (3-0)

Jn2 Rice-h 6, Prairie View 5
Jn4 Rice-h 7, Baylor 2
Jn5 Rice-h 7, Baylor 4

NCAA Super Regional at Rice (2-1)

Jn10 Rice-h 10, Oklahoma 4
Jn11 Oklahoma 11, Rice 5
Jn12 Rice-h 9, Oklahoma 5

College World Series at Omaha, Neb. (2-2)

Jn17 Rice 6, Georgia 4
Jn19 Rice 3, Miami (Fla.) 2
Jn21 Oregon State 5, Rice 0
Jn22 Oregon State 2, Rice 0

Rice In The Post-Season Under Wayne Graham

2007 (11-3)

C-USA Tournament at Greenville, N.C. (4-1)

My23 Rice-n 16, UCF 6
My24 Rice-n 7, Memphis 5
My26 Memphis-n 2, Rice 1
My26 Rice-n 20, Memphis 9
My27 Rice 16, East Carolina-h 8

NCAA Regional at Rice (3-0)

Jn1 Rice-h 5, Prairie View A&M 0
Jn2 Rice-h 6, TCU 3
Jn3 Rice-h 3, TCU 1

NCAA Super Regional at Rice (2-0)

Jn8 Rice-h 3, Texas A&M 2 (10 inn.)
Jn9 Rice-h 5, Texas A&M 2

College World Series at Omaha, Neb. (2-2)

Jn15 Rice-n 15, Louisville 10
Jn17 Rice-n 14, North Carolina 4
Jn20 North Carolina 6, Rice-n 1
Jn21 North Carolina 7, Rice-n 4

2008 (5-4)

C-USA Tournament at New Orleans, La. (0-2)

My21 UAB 8, Rice-n 2
My22 East Carolina 4, Rice-n 3

NCAA Regional at Rice (3-0)

My30 Rice-h 3, Sam Houston St. 2
My31 Rice-h 11, St. John's 2
Jn1 Rice-h 7, Texas 4

NCAA Super Regional at Rice (2-0)

Jn8 Rice-h 9, Texas A&M 7
Jn9 Rice-h 6, Texas A&M 5

College World Series at Omaha, Neb. (0-2)

Jn15 Fresno State 17, Rice-n 5
Jn17 LSU 6, Rice-n 5

2009 (7-3)

C-USA Tournament at Hattiesburg, Miss. (4-0)

My20 Rice-n 13, Marshall 0
My21 Rice-n 8, UAB 1
My22 Rice-n 7, Houston 2
My24 Rice 8, Southern Miss-h 6

NCAA Regional at Rice (4-1)

My29 Rice-h 5, Sam Houston St. 2
My30 Kansas State 7, Rice-h 6
My31 Rice-h 12, Xavier 5
My31 Rice-h 8, Kansas State 0
Jn1 Rice-h 13, Kansas State 4

NCAA Super Regional at Baton Rouge, La. (0-2)

Jn5 LSU-h 12, Rice 9
Jn6 LSU-h 5, Rice 3

2010 (5-3)

C-USA Tournament at UH's Cougar Field (3-1)

My26 Rice-n 11, East Carolina 3
My27 Rice 24, Houston-h 3
My28 Rice-n 18, Marshall 0
My29 Southern Miss-h 7, Rice 4

NCAA Regional at Austin (2-2)

Jn4 Louisiana-Lafayette 1, Rice-n 0
Jn5 Rice-n 19, Rider 1
Jn6 Rice-n 9, Louisiana 1
Jn6 Texas-h 4, Rice 1

2011 (4-3)

C-USA Tournament at Pearl, Miss. (3-1)

My25 UAB-n 9, Rice 8
My26 Rice-n 8, Memphis 5
My27 Rice-n 4, UCF 2
My28 Rice-n 4, Houston 3 (10 inn.)

NCAA Regional at Reckling Park (1-2)

Jn3 Rice-h 14, Alcorn State 1,
Jn4 Baylor 3, Rice-h 2
Jn5 California 6, Rice-h 3

2012 (2-4)

C-USA Tournament at Pearl, Miss. (1-2)

My23 Rice-n 7, Houston 5
My24 Memphis 3, Rice-n 2
My26 Southern Miss 4, Rice-n 2

NCAA Regional at Reckling Park (1-2)

Jn1 Rice-h 3, Prairie View 2
Jn2 Arkansas 1, Rice-h 0
Jn3 Sam Houston State 4, Rice-h 1

2013 (7-3)

C-USA Tournament at Reckling Park (4-0)

My22 Rice-h 3, UAB 1
My23 Rice-h 5, UCF 1
My25 Rice-h 10, Memphis 1
My26 Rice-h 5, Southern Miss 4 (11 inn.)**NCAA**

Regional at Eugene, Ore. (3-1)

My31 Rice-n 3, San Francisco 2 (11 inn.)
Jn1 Rice 1, Oregon-h 0
Jn2 Oregon-h 11, Rice 0
Jn3 Rice 11, Oregon-h 4

NCAA Super Regional at Raleigh, NC (0-2)

Jn8 NC State-h 4, Rice 3
Jn9 NC State-h 5, Rice 4 (17 inn.)

2014 (5-3)**C-USA Tournament at Hattiesburg, Miss. (4-1)**

My21	Rice-n 9, FIU 2
My22	Rice-n 8, Middle Tennessee 2
My24	Old Dominion-n 3, Rice 2
My24	Rice-n 7, Old Dominion 5
My25	Rice-n 11, UTSA 5

NCAA Regional at Reckling Park (1-2)

My30	Rice-h 7, George Mason 2
My31	Texas-h 3, Rice 2
Jn1	Texas A&M-h 9, Rice 8

2015 (2-4)**C-USA Tournament at Hattiesburg, Miss. (0-2)**

My20	FIU 6, Rice-n 5,
My21	Middle Tennessee 6, Rice-n 5,

NCAA Regional at UH's Cougar Field (2-2)

My29	Louisiana-n 7, Rice 6
My30	Rice-n 3, Houston Baptist 1
My31	Rice 3, Houston-h 2 (20 inn.)
Jn1	Louisiana-n 5, Rice 2

Graham vs. Conferences

American Athletic:	2-5	Mid-Continent:	1-0
Atlantic Coast:	10-11	Midwest Collegiate:	1-1
Atlantic Sun:	6-1	Missouri Valley:	9-1
Atlantic 10:	4-0	Mountain West:	8-0
Big East:	5-2	North Atlantic:	2-0
Big Eight:	5-5	Pacific 10/12:	27-29
Big South:	7-0	Southeastern:	13-17
Big 10:	7-2	Southern:	4-0
Big 12:	91-54	Southland:	157-45
Big West:	19-14	Southwest:	63-65
Colonial:	1-0	Southwestern Athletic:	23-2
Conference USA:	268-90	Summit:	0-1
Great Midwest:	1-0	Sun Belt:	38-18
Ivy:	7-0	West Coast:	6-3
Metro:	2-1	WAC:	241-74
Metro Atlantic:	1-0	Major Independents:	15-9
Mid-American:	2-0	Non-Division 1:	28-1

Graham Totals**All Games 1,076-442***Home: 640-163; Road: 338-214; Neutral: 98-65***All Conference Games 463-184***Home: 252-67; Road: 209-113; Neutral: 2-4***C-USA Games 191-61***Home: 97-29; Road: 94-32***WAC Games 214-61***Home: 117-20; Road: 97-41***SWC Games 58-62***Home: 38-18; Road: 18-40; Neutral: 2-4***Day Games 654-246****Night Games 422-196****One-Run Games 211-160****Doubleheaders 51-16-31****Extra-Innings 58-41**

Wayne Graham vs. All Opponents (at Rice)

Air Force: 5-1
(3-0 home, 2-1 road)
Alabama: 0-2
(0-2 neutral)
Alcorn State: 1-0
(1-0 home)
Arizona: 4-3
(1-1 home, 3-2 road)
Arizona State: 1-4
(0-1 home, 1-2 road, 0-1 neutral)
Arkansas: 0-1
(0-1 home)
Arkansas State: 1-0
(1-0 home)
Auburn: 0-1
(0-1 neutral)
Baylor: 28-20
(16-8 home, 7-9 road, 5-3 neutral)
Brigham Young: 7-0
(6-0 home, 1-0 neutral)
California: 3-4
(3-3 home, 0-1 road)
Cal Poly: 4-2
(3-0 home, 1-2 road)
Cal State-Fullerton: 4-6
(2-1 home, 1-2 road, 1-3 neutral)

Cal State-Northridge: 1-0
(1-0 home)
Central Missouri State: 3-0
(3-0 home)
Charlotte: 3-0
(3-0 road)
Cincinnati: 1-0
(1-0 home)
Clemson: 2-2
(2-2 neutral)
Concordia Lutheran: 1-0
(1-0 home)
Creighton: 2-0
(2-0 home)
Dallas Baptist: 16-6
(15-5 home, 1-1 away)
Duke: 1-0
(1-0 neutral)
East Carolina: 22-8
(11-4 home, 10-3 away, 1-1 neutral)
Elon: 1-0
(1-0 home)
FIU: 12-3
(6-1 home, 5-1 road, 1-1 neutral)
Florida Atlantic: 7-0
(4-0 home, 3-0 road)

Fresno State: 29-17
(17-4 home, 10-11 road, 2-2 neutral)
George Mason: 1-0
(1-0 home)
Georgia: 1-0
(1-0 neutral)
Georgia Tech: 1-0
(1-0 home)
Grambling State: 1-1
(1-1 home)
Grand Canyon: 2-1
(2-1 road)
Harvard: 7-0
(7-0 home)
Hawaii: 36-10
(21-4 home, 15-6 road)
Hawaii-Hilo: 10-2
(5-1 home, 5-1 road)
Houston: 81-32
(44-9 home, 34-21 road, 3-2 neutral)
Houston Baptist: 8-0
(7-0 home, 1-0 neutral)
Incarnate Word: 4-0
(4-0 home)
Indiana: 1-0
(1-0 home)

Jackson State: 2-0
(2-0 home)
Jacksonville State: 1-0
(1-0 home)
James Madison: 1-0
(1-0 home)
Kansas: 1-0
(1-0 home)
Kansas State: 3-1
(2-1 home, 1-0 neutral)
Kentucky: 1-0
(1-0 neutral)
Lamar: 33-17
(20-8 home, 12-9 road)
Liberty: 3-0
(3-0 home)
Long Beach State: 3-5
(2-2 home, 1-2 road, 0-1 neutral)
Louisiana-Lafayette: 12-7
(7-1 home, 2-2 away, 3-4 neutral)
Louisiana-Monroe: 1-0
(1-0 home)
Louisiana State: 7-5
(2-0 home, 5-2 away, 0-3 neutral)
Louisiana Tech: 34-2
(23-1 home, 11-1 road)
Louisville: 2-0
(1-0 home, 1-0 neutral)

Maine: 2-0
(2-0 home)
Marshall: 24-2
(11-1 home, 11-1 away, 2-0 neutral)
Mary Hardin-Baylor: 2-0
(2-0 home)
Massachusetts: 3-0
(3-0 home)
McNeese State: 14-4
(12-2 home, 2-2 road)
Memphis: 22-9
(10-4 home, 9-3 away, 3-2 neutral)
Miami (Fla.): 2-3
(1-2 road, 1-1 neutral)
Miami (Ohio): 2-0
(2-0 home)
Michigan: 2-0
(2-0 home)
Michigan State: 0-1
(0-1 home)
Middle Tennessee: 4-4
(2-1 home, 1-2 away, 1-1 neutral)
Mississippi: 2-1
(2-1 home)
Mississippi State: 0-1
(0-1 neutral)
Missouri: 1-0
(1-0 neutral)

Wayne Graham vs. All Opponents (at Rice)

Missouri State: 5-0
(2-0 home, 3-0 neutral)
Nebraska: 9-4
(9-1 home, 0-2 road, 0-1 neutral)
New Mexico: 17-2
(11-0 home, 4-2 road, 2-0 neutral)
New Mexico State: 2-0
(2-0 home)
UNLV: 12-5
(7-1 home, 4-4 road, 1-0 neutral)
Nevada: 25-6
(12-4 home, 13-2 road)
New Orleans: 1-0
(1-0 home)
Nicholls State: 1-0
(1-0 home)
Notre Dame: 1-1
(1-0 home, 0-1 neutral)
North Carolina: 2-4
(1-0 home, 1-4 neutral)
North Carolina State: 0-2
(0-2 road)
Northwestern State: 6-1
(5-1 home, 1-0 neutral)
Oklahoma: 5-3
(4-2 home, 0-1 road, 1-0 neutral)

Oklahoma State: 7-5
(4-3 home, 1-2 road, 2-0 neutral)
Old Dominion: 4-4
(2-1 home, 1-2 away, 1-1 neutral)
Oregon: 2-1
(2-1 home)
Oregon State: 0-2
(0-2 neutral)
Oral Roberts: 5-3
(2-2 home, 2-1 away, 1-0 neutral)
Prairie View A&M: 8-0
(8-0 home)
Purdue: 4-1
(4-1 home)
Rider: 1-0
(1-0 neutral)
Rutgers: 1-0
(1-0 home)
Sam Houston State: 34-19
(21-10 home, 13-9 road)
San Diego: 4-3
(3-1 home, 1-2 road)
San Diego State: 8-3
(8-3 road)
San Francisco: 1-0
(1-0 neutral)

San Jose State: 33-10
(19-2 home, 13-8 road, 1-0 neutral)
Santa Barbara: 1-0
(1-0 neutral)
South Alabama: 1-1
(0-1 home, 1-0 neutral)
Southern California: 4-0
(3-0 home, 1-0 neutral)
Southern Miss: 23-12
(12-5 home, 11-5 road, 0-2 neutral)
Sout Florida: 1-0
(1-0 home)
St. Edward's: 1-0
(1-0 home)
St. John's: 2-1
(2-1 home)
St. Louis: 1-0
(1-0 home)
St. Mary's (Calif.): 1-0
(1-0 road)
St. Mary's (Texas): 2-0
(2-0 home)
Stephen F. Austin: 7-1
(6-0 home, 1-1 road)
Stanford: 10-12
(5-5 home, 3-6 road, 2-1 neutral)
Stetson: 1-0
(1-0 home)

TCU: 43-19
(23-6 home, 12-11 road, 8-2 neutral)
Tennessee: 1-0
(1-0 neutral)
Texas: 26-39
(13-15 home, 7-17 road, 6-7 neutral)
Texas A&M: 33-21
(18-6 home, 8-12 road, 7-3 neutral)
Texas A&M-Corpus Christi: 15-0
(11-0 home, 4-0 road)
Texas-Arlington: 4-0
(4-0 home)
Texas-Pan American: 3-1
(3-1 road)
Texas-San Antonio: 16-3
(13-1 home, 2-1 road, 1-0 neutral)
Texas Southern: 11-1
(10-1 home, 1-0 road)
Texas State: 48-10
(33-6 home, 14-4 road, 1-0 neutral)
Texas Tech: 21-17
(7-4 home, 4-8 road, 10-5 neutral)
Tulane: 29-7
(13-2 home, 16-5 road)
UAB: 24-11
(15-2 home, 8-7 road, 1-2 neutral)
UCF: 22-9
(10-6 home, 9-3 road, 3-0 neutral)

UCLA: 1-1
(0-1 home, 1-0 neutral)
Utah: 6-1
(5-1 road, 1-0 neutral)
Vanderbilt: 0-1
(0-1 neutral)
Virginia: 0-1
(0-1 home)
Wake Forest: 4-1
(4-0 home, 0-1 neutral)
Washington: 1-2
(1-1 home, 0-1 neutral)
Washington State: 1-0
(1-0 home)
Western Carolina: 3-0
(3-0 home)
Western Kentucky: 4-0
(1-0 home, 3-0 road)
Wichita State: 2-1
(2-0 home, 0-1 road)
Winthrop: 4-0
(4-0 home)
Wisconsin-Milwaukee: 1-1
(1-1 neutral)
Wyoming: 3-1
(3-1 home)
Xavier: 1-0
(1-0 home)



Assistant Coach
11th Season At Rice

Patrick Hallmark

Former Rice baseball letterman Patrick Hallmark is in his eleventh year of coaching at his alma mater.

Hallmark is in his fourth season as the Owls' pitching coach after previously working with the program in a host of different roles. Credit head coach **Wayne Graham** who made the innovative choice in 2013 of having Hallmark, a longtime *catcher* by trade, as the Owls' "rookie" pitching coach. The move may have seemed unconventional, but was in fact simplistically brilliant. Hallmark the catcher had already worked with a host of different

types of professional pitchers at the minor league level for the better part of a decade.

It's only been three years for Hallmark in the role, but it's hard to describe the move as anything other than a resounding success. Last season the Rice pitching staff finished 12th in the NCAA in strikeouts-per-9 innings (8.8). Hallmark's hurlers registered the fifth-highest single-season saves total in school history (18) while also finishing among the NCAA's top teams for ERA (3.16), hits allowed per 9.0 innings (8.2) and WHIP (1.27). A total of five Rice pitchers were selected in the 2015 Major League Draft last summer.

In 2014 the Rice pitching staff finished 13th in the NCAA with a new school record for ERA (2.56). The Owls were also 20th in the nation in both fewest hits allowed per game (7.7) and WHIP (1.19). Rice pitchers registered 18 saves while also finishing with the program's lowest number of walks since the mid 1980s (192 walks in 573.1 inn., 3.0 per game).

Individually, Hallmark trained Owl left-hander Blake Fox to consensus All-America honors and to selection as the 2014 C-USA Pitcher of the Year. In two years Hallmark helped convert Matt Ditman from a walk-on bullpen catcher to ranking among the Conference USA leaders in saves (9), ERA (1.83), opponents' batting average (.198) and WHIP (0.90).

Ditman went from near-obscure to suddenly being drafted by the world champion Royals last June. He (nor team ace Blake Fox) was not even the highest Owl drafted in 2014. That honor went to former Owl stopper Zech Lemond, who Hallmark

helped groom to taking on a new starting role. It was no small conversion going from closer to starter, but with Hallmark's tutelage Lemond ended up getting selected by the Padres in the third round as the 86th pick overall.

In 2013, Hallmark's debut as the new pitching coach, the Rice pitching staff set a new single-season school record, and finished second among the NCAA statistical leaders, for shut-outs (12). The Owl staff also finished 12th in the nation, and led C-USA, in team WHIP (1.15), while also placing 18th in the country with the league's best ERA (2.83).

Along the way the rookie pitching coach saw his staff set the school record for strikeouts in a single game (23), as well as finish 31st in the NCAA in strikeouts-to-walks (2.5-to-1) and 37th in strikeouts per nine innings (7.7).

Hallmark has helped train Lemond (who was still a reliever at this point) into all-conference honors. The Rice staff of Austin Kubitz, Jordan Stephens and John Simms all but swept the pitcher's spots on the C-USA All-Tournament team.

Fast Facts On Patrick Hallmark

Education

High School: Westbury, 1992.

College: Rice, 2002, B.S., human performance (Brown College).

Personal

Full Name: James Patrick Hallmark. Born: Dec. 31, 1973, at Houston. Wife: Jada. Children: Christian (10), Tanner (8), Grayson (6), Georgia (2).

The major league draft was certainly an independent validation of Hallmark's ability to develop pitchers. Both Kubitz and Simms were selected in the 2013 draft, and the duo's respective pro careers are moving forward.

When the task of recruiting was added to his list of responsibilities Hallmark hit the ground running. As a former Rice student-athlete, Hallmark is uniquely qualified to identify the top prospects from across the nation who could not only play at the elite level that the Owl baseball program has reached, but also thrive in the University's challenging academic curriculum. In addition to a host of prep accolades bestowed on his classes of signees, two of Hallmark's current Owls were drafted by the major leagues but chose to enroll at Rice.

The 2013 season was Hallmark's first year with the pitchers, but prior to that he also built a pretty impressive coaching resume working with other areas of the program. Hallmark coached the Owl hitters, but he also trained the catchers and worked on the defensive skills and positioning of the outfielders.

Hallmark helped the Owls rank among the C-USA leaders in hits, doubles and runs scored in 2012. That year Rice outscored its opponents by more than 140 total runs and averaged a steady 5.6 runs per game. With 106 doubles Hallmark's hitters showed they could hit for extra bases, but the players also had the skill from his daily training to lead the league in sacrifices and disciplined-enough to draw 279 walks in 60 games.

Offense was only part of the story. On defense, Hallmark's outfielders were well-coached, consistently put in the right spot,

and reached a defensive-potential they might never even knew they had. In 2012 Hallmark's outfielders threw-out an eye-opening 14 opposing runners who were attempting to reach an extra base.

As a former catcher for coach Graham, Hallmark started 56 games in 1995 to help lead Rice to its first 40-win season in 11 years. In that second-to-last season of the Southwest Conference, he batted .354 against the league with a .430 slugging percentage, scored 57 runs, and 14 stolen bases in 16 attempts.

Hallmark was selected by Kansas City in the 18th round of the 1995 major league draft and played professionally for nine seasons. He reached the AAA level in the Royals' organization. Hallmark was part of three consecutive championship teams in the minor leagues from 1997-99.

Playing primarily as a catcher and outfielder, Hallmark hit over .300 three times and stole 30-plus bases five times in his pro playing career. He twice stole more than 40 bases (2000 and 2002) and was selected to play in two minor league all-star games.

Hallmark continued to pursue his Rice degree in the off-seasons and earned it in human performance in 2002. He played his final pro season in 2003 and began his coaching career. He worked one season at nearby Saint Thomas High School before returning home to Rice (where he was a member of Brown College).

A Houston native, Hallmark was a two-time all-district honoree in baseball in 1991 and 1992 at Westbury High School. He

went on to earn all-conference honors at Alvin Community College in 1993 and 1994. He was named to the all-Southwest Conference team in 1995.

Hallmark is married to the former Jada Sanders of Kingwood, Texas, a 2001 Rice graduate (Sid Richardson) and four-year letterwinner who set school records for the Owls' swim team. Jada served five seasons as an assistant swim coach at Rice. Both Hallmarks coached their respective Owl teams to C-USA Championships in the spring of 2011. The couple have four children, Christian (10), Tanner (8) and Grayson (6), and Georgia (2).



**Assistant Coach
Fifth Season At Rice**

19

Clay Van Hook

Clay Van Hook is in his fifth year with the Owls' coaching staff.

Van Hook served as Rice's volunteer assistant coach during his first year with the program in 2012. He was promoted by **Wayne Graham** to a full-time position prior to the start of the 2013 season and has since added recruiting and coaching at third base on game days to his growing list of duties.

One thing that has not changed is that Van Hook will continue to work with the Owls as hitters, fielders and base-runners. Last season Rice finished in its familiar spot among the Conference USA offensive leaders in batting average (.296), hits (609), runs (331), RBI (306) and on-base percentage (.371). It's a function of the Rice hitters being coached well, and growing to trust their own improved discipline at the plate. On the defensive side, Van Hook's fielders finished with a .965 fielding percentage while turning 44 double-plays on the year.

In 2014 Rice led C-USA and was among 13th in the nation in hits, averaging 10.2 per game. His daily work helping the hitters sharpen their overall skills was a reason the Owls were able to lead the conference and finish 17th in the nation in sacrifice bunts.

Rice had the league's most hits, RBI, and a composite .293 batting average, but a high 212 walks with the fifth-lowest strikeout total is Van Hook trademark. The Owl fielders finished 14th in the nation in fielding percentage (.977) while turning 48 double-plays on the year.

In 2014 Van Hook's corner infielders, Sklyer Ewing and Shane Hoelscher had a big role in helping the Owls take home another conference championship. After a pair of sensational seasons that included third-team All-America honors for Hoelscher and a sixth-round MLB draft selection for Ewing,

both have since has begun their respective pro careers.

It was the same in 2013 with Van Hook's closely-tutored pupil Christian Stringer. The Owl second baseman went on to be named the MVP of the C-USA Tournament while earning a high draft spot by the Chicago White Sox. There's definitely pattern to the successful results of Van Hook's coaching skills.

A native of Brenham, Tex., Clay played one season at Navarro College before becoming a three-year letterman at the University of Texas (2005-07). He earned second team all-Big 12 and was selected by the Seattle Mariners in the major league draft. Van Hook earned his degree at Texas in 2008 while serving one season as a student-coach with the Longhorns.

Van Hook and his wife, Selina, live in Pearland, Texas. The couple have a daughter, Avery Michel, born in December of 2012. Son, Briscoe, was added to the family's starting lineup in December, 2015.

Fast Facts On Clay Van Hook

Education

High School: Brenham, 2003.

College: Texas, 2008, B.S., Youth & Community Studies.

Personal

Full Name: Clay Briscoe Van Hook. Born: January 18, 1985.

Wife: Selina. Daughter: Avery Michel, born in Dec. 2012; Son: Briscoe, born in Dec. 2015;



**Volunteer Coach
Fourth Season At Rice**

18

Scott Shepperd

Scott Shepperd is in his fourth season with the coaching staff after joining the program as a volunteer in 2013. In addition to a host of on-field coaching duties, he serves as the administrator of the Owls' popular Youth Baseball Camps.

A native of Austin, Texas, Shepperd works with the hitters and outfielders, and he assists with the Owl catchers. On game day he coaches at first base.

Shepperd previously served five seasons as a coach at his alma mater, Concordia University in Austin, where he was a four-

year baseball letterman. At Concordia his main responsibility was as the team's hitting coach.

Shepperd was a member of Concordia's American Southwest Conference West Division Coaching Staff of the Year, as the Tornados were also ranked as high as fourth nationally during the season and finished with a school-record 37 victories (in the program's NCAA Division III era). All of the regular starting infielders and catcher that Sheppard mentored garnered all-conference postseason honors while leading the Tornados to their second-straight ASC Tournament crown and NCAA West Regional appearance.

All in all, Shepperd has mentored one *D3Baseball.com* All-American, one All-West Region selection, two ASC West Division Players of the Year, one ASC West Division Freshman of the Year, four All-ASC First Team selection and seven student-athletes who have been honorably mentioned for All-ASC laurels.

Prior to coaching to Concordia, Shepperd served as an assistant at Sam Houston State University under head coach Mark Johnson during the 2007-08 academic year. In this position, he helped with the training and development of the infielders, catchers and hitters while also assisting with the playing surface of Don Sanders Stadium. With Shepperd on the staff the Bearcats squad won the Southland Conference Championship and made a second straight NCAA Division I Tournament appearance.

Shepperd started his coaching career at Concordia as a volunteer assistant coach. He served as the first base coach, recruiting coordinator and assistant hitting coach for the 2007 season.

He also gained coaching experience as an assistant on the Anchorage Bucs staff in the Alaskan League during the summers of 2007 and 2008.

Before beginning his coaching career, Shepperd lettered with the Tornados for four years (2003-06) as a catcher and was also a player-coach during his junior and senior seasons. He helped the squad advance to the ASC Tournament every year during his playing career. The Tornados posted a 103-62 record and were co-West Division regular-season champions in 2004.

He comes from a coaching family. His grandfather, Cliff Gustafson, was the former winningest coach in Division I baseball history, registering a 1,427-373-2 ledger over 29 seasons (1968-96) at the University of Texas, and is a member of the National Collegiate Baseball Hall of Fame.

Shepperd earned a bachelor's degree in kinesiology from Concordia in 2007 and is nearing the completion of a master's degree in education. He is married to the former Vanessa Van Hook of Brenham, Texas. The couple celebrated the birth of their first child, Marlene Jane, in April of 2014.

Fast Facts On Scott Shepperd

Education

High School: Austin Bowie, 2002.

College: Concordia, 2007, B.S., Kinesiology.

Personal

Full Name: Scott Shepperd. Born: August 27, 1984. Wife: Vanessa. Daughter: Marlene Jane, born in April of 2014.



**Athletic Trainer
Ninth Year At Rice**

Donna Papangellin

Donna Papangellin, ATC, CSCS, is in her ninth year as the baseball athletic trainer at Rice University.

A native of the San Francisco peninsula, Papangellin earned her bachelor's degree in physical education and a certificate in athletic training from Long Beach State and then became certified as an athletic trainer through the National Athletic Trainers' Association. Papangellin is also a certified strength and conditioning specialist, having earned the distinction through the National Strength and Conditioning Association in 1997.

Papangellin began her athletic training career as the head athletic trainer at Los Angeles Harbor College, before moving to Fresno, Calif., where she became the athletic training coordinator for the Sports Medicine Center at Saint Agnes Medical Center. While working at Saint Agnes, Papangellin was offered the opportunity to serve as the athletic trainer for the Fresno Suns, a

minor league baseball team that was co-opted to several major league organizations, as well as the Hanshin Tigers of the Japanese league.

From the Fresno Suns, Papangellin moved on to the Texas Rangers organization, starting in class A with the Charlotte Rangers of the Florida State League, and then moving up to AA Tulsa of the Texas League. After a stint in the Arizona Fall League in 1994, she joined the San Francisco Giants organization, where she rapidly progressed to the AAA level and eventually was named the Minor League Rehabilitation Coordinator. After seven seasons with the Giants, she left the organization, and baseball, to stay closer to family.

During her years in professional baseball, Papangellin had the honor of working the 1993 Texas League All-Star game. She was named the 1999 Professional Baseball Athletic Trainers' Society (PBATS) Texas League Trainer of the Year. Papangellin was the 1999 PBATS Minor League Trainer of the Year.

She is married to Doug Henderson, and has two stepdaughters, Jessica & Laura. Donna and Doug are the proud grandparents of Maya, Liberty, Kaiden and Colby.



**Academics Counselor
30th Year At Rice**

Julie Griswold



**Strength & Conditioning
Fourth Year At Rice**

Rick Karasch



**Director of Operations
Fourth Year at Rice
2010 Rice Grad. (Will Rice)**

Daniel Watson



**Athletic-Trainer Intern
First Year At Rice**

Sarah Strickland



**Student Manager
Third Year At Rice
(Lovett)**

Michael Kidd



**Marketing Office
First Year At Rice**

Matt Anderson

2015 Rice Results

Record: 37-22 Home: 21-8 Away: 15-9 Neutral: 1-5 C-USA: 22-8

Date	Opponent	W/L	Score	R-H-E	R-H-E	Inns	Overall	C-USA	Rice Pitcher	Attend	Time
Feb 13	Texas	L	1-3	1-10-2	3-6-1	9	0-1-0	0-0-0	McCarthy (L 0-1)	4755	3:05
Feb 14	Texas	W	10-9	10-15-1	9-11-2	9	1-1-0	0-0-0	Fox (W 1-0)	4259	2:42
Feb 14	Texas	W	5-2	5-10-1	2-5-0	9	2-1-0	0-0-0	Salinas (W 1-0)	3789	2:16
Feb 15	Texas	L	3-4	3-13-2	4-9-0	(10)	2-2-0	0-0-0	Williamson (L 0-1)	4388	3:15
Feb 17	Houston Baptist	W	5-2	5-11-0	2-8-0	9	3-2-0	0-0-0	Ditman (W 1-0)	2048	2:20
Feb 20	at Arizona	W	8-5	8-14-3	5-9-0	9	4-2-0	0-0-0	McCanna (W 1-0)	2182	2:42
Feb 21	at Arizona	L	6-7	6-13-5	7-9-3	9	4-3-0	0-0-0	Ditman (L 1-1)	3199	3:19
Feb 22	at Arizona	W	6-4	6-16-2	4-9-2	(10)	5-3-0	0-0-0	A.Orewiler (W 1-0)	2901	3:41
Feb 25	Stephen F. Austin	W	13-1	13-13-0	1-6-2	9	6-3-0	0-0-0	Williamson (W 1-1)	2050	3:09
Feb 27	Stanford	L	3-5	3-6-2	5-13-1	9	6-4-0	0-0-0	McCanna (L 1-1)	2384	2:38
Feb 28	Stanford	W	11-6	11-14-3	6-9-3	9	7-4-0	0-0-0	Pettitte (W 1-0)	2424	3:02
Feb 28	Stanford	L	1-3	1-4-1	3-6-2	9	7-5-0	0-0-0	Salinas (L 1-1)	2335	2:40
Mar 1	Stanford	W	12-1	12-15-0	1-3-0	9	8-5-0	0-0-0	A.Orewiler (W 2-0)	2278	2:35
Mar 3	at TCU	L	1-3	1-9-3	3-9-0	9	8-6-0	0-0-0	Solecitto (L 0-1)	3332	2:53
*Mar 6	at Charlotte	W	4-2	4-9-2	2-7-1	9	9-6-0	1-0-0	McCanna (W 2-1)	548	2:54
*Mar 7	at Charlotte	W	10-3	10-11-0	3-9-3	9	10-6-0	2-0-0	Fox (W 2-0)	1014	3:07
*Mar 8	at Charlotte	W	6-3	6-11-0	3-7-1	9	11-6-0	3-0-0	Ditman (W 2-1)	912	2:47
Mar 11	Texas State	W	14-5	14-14-0	5-7-2	9	12-6-0	3-0-0	Salinas (W 2-1)	2432	2:39
*Mar 13	Louisiana Tech	W	4-2	4-7-1	2-7-1	9	13-6-0	4-0-0	Stephens (W 1-0)	2393	2:36
*Mar 14	Louisiana Tech	W	8-7	8-15-1	7-8-4	9	14-6-0	5-0-0	Otto (W 1-0)	2786	3:23
*Mar 15	Louisiana Tech	W	9-2	9-10-0	2-8-1	9	15-6-0	6-0-0	A.Orewiler (W 3-0)	2640	2:41
Mar 17	at Houston	L	3-8	3-9-2	8-11-1	9	15-7-0	6-0-0	Stephens (L 0-1)	2789	3:23
*Mar 20	at Old Dominion	L	4-12	4-13-1	12-14-0	9	15-8-0	6-1-0	McCanna (L 2-2)	492	3:44
*Mar 21	at Old Dominion	L	8-9	8-16-5	9-10-2	9	15-9-0	6-2-0	Williamson (L 1-2)	921	2:53
*Mar 22	at Old Dominion	W	5-4	5-8-2	4-11-0	9	16-9-0	7-2-0	Stephens (W 2-1)	568	3:14
Mar 24	Sam Houston	W	4-0	4-8-0	0-2-1	9	17-9-0	7-2-0	Otto (W 2-0)	2589	2:32
Mar 25	at Sam Houston	L	4-11	4-10-0	11-13-2	9	17-10-0	7-2-0	Salinas (L 2-2)	1107	2:39
*Mar 27	Southern Miss	W	6-3	6-7-3	3-9-0	9	18-10-0	8-2-0	McCanna (W 3-2)	2611	2:30
*Mar 28	Southern Miss	W	11-4	11-12-0	4-10-1	9	19-10-0	9-2-0	Fox (W 3-0)	3424	2:47
*Mar 29	Southern Miss	L	1-5	1-10-3	5-9-0	9	19-11-0	9-3-0	Stephens (L 2-2)	2524	2:52
Mar 31	at Lamar	W	4-3	4-8-0	3-9-3	9	20-11-0	9-3-0	A.Orewiler (W 4-0)	853	2:49

Date	Opponent	W/L	Score	R-H-E	R-H-E	Inns	Overall	C-USA	Rice Pitcher	Attend	Time
*Apr 3	Middle Tennessee	W	7-2	7-13-1	2-10-0	9	21-11-0	10-3-0	McCanna (W 4-2)	2547	2:42
*Apr 4	Middle Tennessee	L	4-7	4-9-1	7-10-0	9	21-12-0	10-4-0	Fox (L 3-1)	2455	2:50
*Apr 5	Middle Tennessee	W	10-0	10-13-1	0-3-0	8	22-12-0	11-4-0	Stephens (W 3-2)	2130	2:21
Apr 7	at Texas A&M	L	3-4	3-10-0	4-10-0	9	22-13-0	11-4-0	Pettitte (L 1-1)	5276	2:40
*Apr 10	at UAB	L	0-4	0-1-2	4-7-0	9	22-14-0	11-5-0	McCanna (L 4-3)	457	2:23
*Apr 11	at UAB	L	4-14	4-6-1	14-14-0	9	22-15-0	11-6-0	Stephens (L 3-3)	687	3:01
*Apr 12	at UAB	W	13-5	13-11-1	5-8-1	9	23-15-0	12-6-0	Fox (W 4-1)	957	2:46
Apr 14	Houston	W	11-0	11-16-0	0-2-2	9	24-15-0	12-6-0	A.Orewiler (W 5-0)	3076	2:51
*Apr 18	UTSA	W	9-8	9-11-4	8-13-1	9	25-15-0	13-6-0	Ditman (W 3-1)	3111	3:16
*Apr 18	UTSA	W	8-2	8-14-0	2-5-1	9	26-15-0	14-6-0	Stephens (W 4-3)	2589	3:05
*Apr 19	UTSA	L	1-7	1-7-3	7-9-2	9	26-16-0	14-7-0	Fox (L 4-2)	2604	2:49
*Apr 24	at Western Kentucky	W	11-4	11-9-1	4-7-2	9	27-16-0	15-7-0	Stephens (W 5-3)	209	3:08
*Apr 24	at Western Kentucky	W	3-2	3-14-1	2-7-1	9	28-16-0	16-7-0	McCanna (W 5-3)	517	2:47
*Apr 26	at Western Kentucky	W	3-2	3-6-3	2-5-1	9	29-16-0	17-7-0	Fox (W 5-2)	362	3:13
May 6	A&M-Corpus Christi	W	2-0	2-8-1	0-6-2	9	30-16-0	17-7-0	Fox (W 6-2)	4007	2:30
*May 8	at Florida Atlantic	W	6-0	6-13-1	0-5-0	9	31-16-0	18-7-0	Stephens (W 6-3)	365	2:37
*May 9	at Florida Atlantic	W	5-1	5-11-0	1-9-4	9	32-16-0	19-7-0	McCanna (W 6-3)	403	3:02
*May 10	at Florida Atlantic	W	5-2	5-8-1	2-6-2	9	33-16-0	20-7-0	Fox (W 7-2)	351	2:51
May 12	vs Houston	L	1-2	1-4-2	2-3-0	9	33-17-0	20-7-0	A.Orewiler (L 5-1)	2243	2:52
*May 14	FIU	L	1-11	1-6-1	11-11-2	9	33-18-0	20-8-0	Stephens (L 6-4)	3027	3:06
*May 16	FIU	W	3-2	3-7-1	2-8-2	7	34-18-0	21-8-0	McCanna (W 7-3)	3266	2:05
*May 16	FIU	W	7-4	7-8-0	4-5-0	7	35-18-0	22-8-0	Fox (W 8-2)	3266	2:19
%May 20	vs FIU	L	5-6	5-9-0	6-11-1	9	35-19-0	22-8-0	Ditman (L 3-2)	1446	3:05
%May 21	vs Middle Tennessee	L	5-6	5-11-5	6-9-2	9	35-20-0	22-8-0	Ditman (L 3-3)	1616	3:12
^May 29	vs Louisiana	L	6-7	6-8-1	7-7-0	9	35-21-0	22-8-0	A.Orewiler (L 5-2)	2839	2:50
^May 30	vs Houston Baptist	W	3-1	3-9-2	1-8-1	9	36-21-0	22-8-0	Salinas (W 3-2)	2773	2:36
^May 31	at Houston	W	3-2	3-15-1	2-11-4	(20)	37-21-0	22-8-0	A.Orewiler (W 6-2)	2929	6:02
^Jun 1	vs Louisiana	L	2-5	2-11-2	5-7-0	9	37-22-0	22-8-0	Stephens (L 6-5)	2713	3:10

(* - Conference USA league game; % - C-USA Tournament, played at Pete Taylor Park in Hattiesburg, Miss.; ^ - NCAA Regional played at Cougar Field in Houston)

2015 Rice Individual Statistics | Hitting

Record: 37-22 Home: 21-8 Away: 15-9 Neutral: 1-5 C-USA: 22-8

Player	Avg	GP	GS	AB	R	H	2B	3B	HR	RBI	TB	SLG%	BB	HBP	SO	GDP	OB%	SF	SH	SB	ATT	PO	A	E	FLD%
11 Ford Stainback	.346	58	58	234	50	81	11	3	0	29	98	.419	31	2	33	4	.421	4	1	2	2	119	151	7	.975
12 Kirby Taylor	.346	55	47	185	27	64	11	1	1	29	80	.432	6	1	29	7	.362	4	4	1	4	30	0	0	1.000
7 John Clay Reeves	.313	56	56	201	28	63	6	0	8	55	93	.463	25	10	35	6	.412	2	5	3	3	122	14	5	.965
5 Charlie Warren	.311	59	56	209	31	65	6	1	1	30	76	.364	20	6	31	5	.384	2	7	5	9	110	4	5	.958
4 Hunter Kopycinski	.309	49	40	149	19	46	3	1	0	15	51	.342	9	3	12	4	.358	1	6	0	1	365	52	3	.993
6 Ryan Chandler	.302	59	59	248	43	75	17	1	0	34	94	.379	25	8	44	3	.382	2	4	5	12	133	6	1	.993
3 Connor Teykl	.291	59	59	234	23	68	12	2	2	26	90	.385	23	1	28	6	.355	1	1	1	1	541	29	6	.990
8 John Williamson	.284	38	29	109	18	31	3	0	0	12	34	.312	10	2	14	0	.352	1	2	5	5	33	2	2	.946
22 Grayson Lewis	.255	46	22	102	21	26	3	0	0	12	29	.284	20	8	17	0	.415	0	6	3	4	22	77	9	.917
2 Tristan Gray	.247	56	47	154	29	38	4	3	3	25	57	.370	10	5	31	1	.310	2	3	0	1	31	85	15	.885
1 Leon Byrd	.241	52	51	199	32	48	12	2	1	35	67	.337	20	4	48	1	.317	4	5	5	5	62	139	18	.918

26 Blake Fox	.500	3	1	2	0	1	0	0	0	1	1	.500	0	0	1	0	.500	0	0	0	0	1	24	0	1.000
10 Dane Myers	.176	13	4	17	3	3	0	0	0	2	3	.176	3	2	5	0	.364	0	1	0	0	3	0	0	1.000
9 Dayne Wunderlich	.000	22	1	8	6	0	0	0	0	1	0	.000	2	1	3	0	.250	1	0	0	0	1	1	0	1.000
24 Ricardo Salinas	.000	2	1	3	0	0	0	0	0	0	0	.000	0	0	2	0	.000	0	0	0	0	4	5	0	1.000
42 Willy Amador	.000	1	0	1	0	0	0	0	0	0	0	.000	0	0	0	0	.000	0	0	0	0	1	1	0	1.000
15 Chad Tatum	.000	3	0	0	1	0	0	0	0	0	0	.000	1	0	0	0	1.000	0	0	0	0	0	0	0	.000
Totals	.296	59	59	2055	331	609	88	14	16	306	773	.376	205	53	333	37	.371	24	45	30	47	1591	643	82	.965
Opponents	.240	59	59	1997	248	479	68	10	26	208	645	.323	196	34	517	36	.317	12	48	33	47	1557	693	70	.970

LOB - Team (494), Opp (449). DPs turned - Team (44), Opp (51). CI - Team (1), Reeves 1.

2015 Rice Individual Statistics | Pitching

Record: 37-22 Home: 21-8 Away: 15-9 Neutral: 1-5 C-USA: 22-8

Player	ERA	W	L	APP	GS	CG	SHO	CBO	SV	IP	H	R	ER	BB	SO	2B	3B	HR	BF	OAvg.	WP	HBP	BK	SFA	SHA	
17 Glenn Otto	1.54	2	0	23	2	0	0	3	1	41.0	20	9	7	28	65	2	1	1	141	.142	6	3	0	2	1	
43 Austin Orewiler	2.44	6	2	23	7	0	0	2	3	84.2	68	28	23	29	80	8	0	2	309	.220	6	7	0	0	6	
23 Kevin McCanna	2.96	7	3	16	15	0	0	1	0	85.0	92	35	28	26	64	17	1	3	336	.274	5	1	1	2	7	
38 Matt Ditman	3.07	3	3	30	0	0	0	3	11	58.2	48	27	20	17	70	9	1	1	220	.218	11	1	1	2	8	
27 Jordan Stephens	3.17	6	5	17	11	0	0	2	1	59.2	51	30	21	17	75	3	4	1	223	.229	4	4	0	2	4	
26 Blake Fox	3.30	8	2	15	15	0	0	1	0	79.0	88	51	29	23	51	16	1	6	307	.287	3	6	2	3	11	
24 Ricardo Salinas	4.65	3	2	16	5	0	0	1	0	40.2	41	23	21	12	22	4	2	3	159	.258	6	0	2	0	1	

41 Ryan McCarthy	0.00	0	1	6	0	0	0	0	0	6.1	4	2	0	2	1	1	0	0	20	.200	0	2	0	0	2	
10 Dane Myers	2.45	0	0	8	1	0	0	1	0	11.0	6	3	3	10	14	0	0	1	38	.158	1	3	0	1	0	
32 Austin Solecitto	3.38	0	1	16	1	0	0	2	0	16.0	15	6	6	11	17	2	0	1	55	.273	3	2	1	0	4	
8 John Williamson	3.98	1	2	15	0	0	0	1	1	20.1	17	12	9	6	20	3	0	0	78	.218	0	3	1	0	2	
21 Josh Pettitte	6.16	1	1	14	0	0	0	0	1	19.0	19	13	13	11	27	2	0	4	76	.250	2	1	0	0	1	
42 Willy Amador	9.00	0	0	6	2	0	0	0	0	9.0	10	9	9	4	11	1	0	3	35	.286	0	1	1	0	1	
Totals	3.16	37	22	59	59	0	5	5	18	530.1	479	248	186	196	517	68	10	26	1997	.240	47	34	9	12	48	
Opponents	4.68	22	37	59	59	1	1	1	13	519.0	609	331	270	205	333	88	14	16	2055	.296	35	53	3	24	45	

PB - Team (12), Kopycinski 7, Reeves 5, Opp (10). **Pickoffs** - Team (11), Fox 4, A.Orewiler 4, McCanna 1, Reeves 1, Kopycinski 1, Opp (6).

2015 Conference USA Baseball Standings

Team	Conference USA Games				All Games						
	W-L	Pct.	H	A	W-L	Pct.	H	A	N	L10	Streak
x -Rice	22-8	.733	11-4	11-4	37-22	.627	21-8	15-9	1-5	5-5	L 1
Florida Atlantic	19-10	.655	8-7	11-3	42-19	.689	24-9	15-7	3-4	5-5	L 1
Southern Miss	19-10	.655	11-4	8-6	36-18-1	.664	19-9	14-7	2-2-1	8-2	L 1
Middle Tennessee	19-11	.633	11-3	8-7	32-27	.542	17-10	13-15	2-2	5-5	L 1
UTSA	17-13	.567	8-7	9-6	33-25	.569	20-10	12-13	1-2	5-5	L 2
UAB	15-15	.500	7-8	8-7	33-25	.569	17-11	14-12	2-2	6-4	L 1
Old Dominion	13-17	.433	9-6	4-11	27-29	.482	19-8	6-17	2-4	5-5	L 2
y -FIU	13-17	.433	7-8	6-9	30-31	.491	17-13	6-13	6-6	6-4	L 1
Marshall	12-18	.400	7-8	5-10	20-32	.385	8-10	8-19	4-3	5-5	W 1
Charlotte	11-19	.367	4-11	7-8	19-29	.395	9-20	8-9	2-0	2-8	L 2
WKU	10-19	.345	3-11	7-8	24-28	.462	10-13	14-12	0-3	3-7	L 2
Louisiana Tech	8-21	.276	6-8	2-13	25-27	.481	18-10	7-17	0-0	4-6	W 1

x- regular season champions

y- tournament champions

Official NCAA R.P.I.

The final 2015 NCAA Ratings Power Index

18.	Florida Atlantic	.520
36.	Rice	.587
55.	Southern Miss	.534
70.	UAB	.527
76.	UTSA	.519
83.	Middle Tennessee	.524
110.	Old Dominion	.551
114.	Western Kentucky	.529
137.	FIU	.525
142.	Louisiana Tech	.452
155.	Charlotte	.487
183.	Marshall	.459

2015 Conference USA League Awards

Player of the Year

Brendon Sanger, Jr., OF, FAU

Pitcher of the Year

James McMahon, Sr., RHP, USM

Freshman of the Year

Ryan Chandler, Fr., OF, Rice

Newcomer of the Year

Ronnie Jebavy, Jr., OF, MT

Keith LeClair Coach of the Year

Jim McGuire, Middle Tenn

Assistant Coach of the Year

Michael Federico, USM

G-USA First Team

IF Jesse Baker, Jr., UTSA

IF CJ Chatham, So., Florida Atlantic

IF Edwin Rios, Jr., FIU

IF **Ford Stainback**, Sr., Rice

OF Ronnie Jebavy, Jr., Middle Tenn

OF Anderson Miller, Jr., WKU

OF Brendon Sanger, Jr., FAU

C John Bormann, Sr., UTSA

DH/UT **John Clay Reeves**, Sr., Rice

SP James McMahon, Sr., USM

SP James Naile, Sr., UAB

SP **Austin Orewiler**, Jr., Rice

SP **Jordan Stephens**, Jr., Rice

RP **Matt Ditman**, Sr., Rice

G-USA Second Team

IF P.J. Higgins, Jr., Old Dominion

IF Danny Hudzina, Jr., WKU

IF Tim Lynch, Jr., Southern Miss

IF Ricky Santiago, Sr., FAU

OF Roman Collins, Jr., FAU

OF Brad Jarreau, So., MTSU

OF Brian Portelli, Sr., FIU

OF **Kirby Taylor**, Sr., Rice

C Esteban Tresgallo, Jr., UAB

DH/UT Adam Lau, Jr., UAB

SP Chase Boster, So., Marshall

SP Nate Hoffmann, Jr., MT

SP Drew Jackson, Sr., FAU

SP Phil Maton, Sr., Louisiana Tech

SP Sam Sinnen, So., Old Dominion

RP Danny Dopico, Jr., FIU

All-Freshman Team

C Ryan Miller, Florida Atlantic

C Brent Diaz, Louisiana Tech

IF Taylor Braley, Southern Miss

IF Zach Rutherford, Old Dominion

OF **Ryan Chandler**, Rice

OF Trent Bowles, UTSA

OF Brett Netzer, Charlotte

RHP Blake Stansberry, MT

LHP Kirk McCarty, Southern Miss

RHP Chance Kirby, UTSA

LHP Ryan Ruggles, UAB

All-Tournament Team

C John Bormann, UTSA

IF Josh Anderson, FIU

IF Jesse Baker, UTSA

IF Julius Gaines, FIU

IF Edwin Rios, FIU

OF Chase Davis, UAB

OF Brian Portelli, FIU

OF Jeff Schalk, UAB

DH Matt Durst, Southern Miss

P Drew Jackson, Florida Atlantic

P Alex Luna, UAB

P Chris Mourelle, FIU

P James McMahon, Southern Mis

Tournament MVP

Josh Anderson, FIU

All-Academic Team

Julius Gaines - FIU, Sr.

3.63, Recreation/Sports Management

Brett Lashley - Florida Atlantic, Jr.

3.60, Communication Studies

John Sebelle - Florida Atlantic, Sr.

3.62, Ocean Engineering

Chase Boster - Marshall, Jr.

3.37, Chemical Engineering

Ronnie Jebavy - Middle Tenn., Jr.

3.85, Concrete Management

***John Clay Reeves** - Rice, Sr.

3.40, Sport Management

Kirby Taylor - Rice, Sr.

3.42, Economics

James McMahon - Southern Miss, Sr.

3.50, Construction Engineering Tech.

****Tyler Mims** - UAB, R-Sr.

3.93, Industrial Distribution

***John Bormann** - UTSA, Sr.

3.82, Real Estate Finance/Develop.

Ryan Messex - WKU, R-Sr.

4.0, Athletic Administration

Ben Morrison - WKU, So.

4.0, Biology

*Repeat Selection

Year-By-Year Team Records

Year	Overall		Conf.		Coach
	W-L	Pct.	W-L-T	Pct.	
1913	3-3	.500			Philip Arbuckle
1914	8-8-1	.500	1-2-1	.333	Philip Arbuckle
1915	5-13	.278	3-11 (5)	.214	Philip Arbuckle
1916	4-16	.250	2-9 (5)	.182	Philip Arbuckle
1917	8-5-1	.615	3-4-1	.429	Philip Arbuckle
1918	6-8	.429	0-2 (4)	.000	Jack Coombs
1919	season cancelled				
1920	4-13	.235	1-10 (5)	.091	Leslie Mann
1921	3-9	.250	3-8 (5)	.273	Pete Cawthon
1922	2-5	.286	1-5 (5)	.167	Bob Countryman
1923	4-9	.308	3-7 (5)	.300	Bob Countryman
1924	4-12	.250	3-11 (7)	.214	Michael O'Neill
1925	8-6	.571	6-6 (5)	.500	Joe Bedenk
1926	8-7	.533	5-6 (5)	.455	Joe Bedenk
1927	7-15	.318	6-14 (6)	.300	Joe Bedenk
1928	8-15	.348	6-14 (6)	.300	*Dickie Kerr/Charley Schwartz
1929	9-15	.375	7-13 (5)	.350	Gene Bailey
1930	6-16	.273	5-13 (5)	.278	Danny Allnoch
1931	4-8	.333	3-7 (4)	.300	John Neimic
1932	9-9	.500	9-5 (2)	.643	John Neimic
1933	Great Depression - No Team				
1934	Great Depression - No Team				
1935	Great Depression - No Team				
1936	9-15-2	.385	5-9 (5)	.357	Cecil Grigg
1937	3-12	.200	3-12 (6)	.200	Cecil Grigg

Year	Overall		Conf.		Coach
	W-L	Pct.	W-L-T	Pct.	
1938	10-17	.370	1-14 (6)	.067	Cecil Grigg
1939	7-18-1	.288	4-11 (6)	.267	Cecil Grigg
1940	3-15	.167	3-11 (6)	.214	Cecil Grigg
1941	7-8	.467	5-8 (5)	.385	Cecil Grigg
1942	5-10-1	.344	5-9 (5)	.357	Cecil Grigg
1943	2-13	.133	**0-8 (3)	.000	Cecil Grigg
1944	2-10	.167	DNP (WWII)		Cecil Grigg
1945	7-6-1	.536	6-5 (3)	.545	Jess Neely
1946	7-10-1	.417	6-9 (4)	.400	Cecil Grigg
1947	5-11	.313	4-10 (5)	.286	Cecil Grigg
1948	6-20	.231	3-11 (5)	.214	Jess Neely
1949	4-14	.222	3-11 (6)	.214	Harold Stockbridge
1950	9-12	.429	2-11 (6)	.154	Harold Stockbridge
1951	8-13	.381	3-12 (5)	.200	Harold Stockbridge
1952	12-13	.480	5-10 (6)	.333	Harold Stockbridge
1953	5-16	.231	3-11 (4)	.214	Dell Morgan
1954	5-19	.208	2-12 (6)	.143	Dell Morgan
1955	8-15	.348	5-10 (5)	.333	Dell Morgan
1956	11-13	.458	6-9 (4)	.400	Dell Morgan
1957	9-12	.429	5-10 (5)	.333	Dell Morgan
1958	12-9-1	.568	8-6 (3)	.571	Dell Morgan
1959	14-10	.583	7-7 (2)	.500	Dell Morgan
1960	17-8	.680	10-5 (2)	.667	Dell Morgan
1961	13-11	.542	6-6 (3)	.500	Dell Morgan
1962	10-12	.455	4-9 (5)	.308	Joe Gallagher
1963	9-17	.346	2-11 (4)	.154	Doug Osburn

Year	Overall		Conf.		Coach
	W-L	Pct.	W-L-T	Pct.	
1964	7-17	.292	3-12 (6)	.200	Doug Osburn
1965	10-15	.400	5-10 (5)	.333	Doug Osburn
1966	14-11	.560	5-10 (5)	.333	Doug Osburn
1967	17-10	.630	5-10 (5)	.333	Doug Osburn
1968	10-15	.400	6-12 (6)	.333	Doug Osburn
1969	14-11	.560	7-6 (4)	.538	Doug Osburn
1970	18-11	.621	10-7 (3)	.588	Doug Osburn
1971	9-20	.310	3-14 (7)	.176	Doug Osburn
1972	19-12	.613	11-7 (2)	.611	Doug Osburn
1973	16-14	.533	6-10 (6)	.375	Doug Osburn
1974	24-18	.571	12-11 (4)	.523	Doug Osburn
1975	19-16	.543	11-13 (5)	.458	Doug Osburn
1976	17-22	.436	10-14 (7)	.417	Doug Osburn
1977	15-26	.366	7-15 (8)	.318	Doug Osburn
1978	18-29	.383	6-18 (9)	.250	Doug Osburn
1979	20-29	.408	5-19 (9)	.208	Doug Osburn
1980	14-29	.326	8-16 (6)	.333	Doug Osburn
1981	34-23	.596	11-10 (4)	.524	David Hall
1982	34-23	.596	8-13 (7)	.381	David Hall
1983	36-16	.692	11-10 (5)	.524	David Hall
1984	41-14	.745	13-8 (2)	.619	David Hall
1985	27-21	.563	5-15 (7)	.250	David Hall
1986	34-26	.567	5-16 (6)	.238	David Hall
1987	23-23	.511	5-16 (7)	.238	David Hall
1988	31-28	.525	6-15 (8)	.286	David Hall
1989	28-30	.483	4-17 (8)	.190	David Hall
1990	33-29	.532	11-9 (4)	.550	David Hall

Year	Overall		Conf.		Coach
	W-L	Pct.	W-L-T	Pct.	
1991	16-34	.320	6-15 (7)	.286	David Hall
1992	29-26	.527	15-21 (5)	.416	Wayne Graham
1993	36-18	.667	7-11 (5)	.389	Wayne Graham
1994	34-21	.618	12-6 (2)	.667	Wayne Graham
1995	43-19	.694	15-9 (2)	.625	Wayne Graham
1996	42-23	.646	6-15 (T6)	.286	Wayne Graham
1997	47-16	.746	20-9 (1)	.690	Wayne Graham
1998	46-17	.730	26-4 (1)	.867	Wayne Graham
1999	59-15	.797	25-5 (1)	.833	Wayne Graham
2000	43-23	.652	19-11 (T1)	.633	Wayne Graham
2001	47-20	.701	26-10 (1)	.722	Wayne Graham
2002	52-14	.788	28-2 (1)	.933	Wayne Graham
2003	58-12	.829	25-5 (1)	.833	Wayne Graham
2004	46-14	.767	24-6 (1)	.800	Wayne Graham
2005	45-19	.703	21-9 (1)	.700	Wayne Graham
2006	57-13	.814	22-2 (1)	.919	Wayne Graham
2007	56-14	.800	22-2 (1)	.919	Wayne Graham
2008	47-15	.758	21-3 (1)	.875	Wayne Graham
2009	43-18	.705	16-8 (2)	.667	Wayne Graham
2010	40-23	.635	17-7 (1)	.708	Wayne Graham
2011	42-21	.667	16-8 (T1)	.667	Wayne Graham
2012	41-19	.683	17-7 (1)	.708	Wayne Graham
2013	44-20	.688	15-9 (T1)	.625	Wayne Graham
2014	42-20	.678	23-7 (1)	.767	Wayne Graham
2015	37-22	.xxx	22-8 (1)	.xxx	Wayne Graham

*Charley Schwartz was coach for the last half of the 1928 season; Gene Bailey was the coach for the first game in 1930 (0-1);

**Only three league teams in 1943 (Rice, Texas, Texas A&M); Rice competed in the Southwest Conference during the 1914-96 seasons, in the Western Athletic Conference in 1997-2005, and Conference USA starting in the spring of 2006.

***Special thanks to Bob Willard and Mike Ross for their detailed research of this list.

Rice Coaching Records

Coach	Overall		Conf.	
	W-L	Pct.	W-L	Pct.
Philip Arbuckle (1913-17)	28-45-2	.387	9-26-1	.264
Jack Coombs (1918)	6-8	.429	0-2	.000
Leslie Mann (1920)	4-13	.235	1-10	.091
Pete Cawthon (1921)	3-9	.250	3-8	.273
Bob Countryman (1922-23)	6-14	.300	4-12	.250
Michael O'Neill (1924)	4-12	.250	3-11	.214
Joe Bedenk (1925-27)	23-28	.451	17-26	.395
"Wee" Dickie Kerr (1928)	5-8	.385	3-7	.300
Charley Schwartz (1928)	3-7	.300	3-7	.300
Gene Bailey (1929-30)	9-16	.360	7-13	.350
Danny Allnoch (1930)	6-15	.286	5-13	.278
John Neimic (1931-32)	13-17	.433	12-12	.500
Cecil Grigg (1936-44, 1946-47)	60-139-5	.306	36-101	.263
Jess Neely (1945, 1948)	13-26-1	.338	9-16	.360

Coach	Overall		Conf.	
	W-L	Pct.	W-L	Pct.
Harold Stockbridge (1949-52)	29-38	.433	10-33	.233
Dell Morgan (1953-61)	77-113-1	.406	52-76	.406
Joe Gallagher (1962)	10-12	.455	4-9	.308
Doug Osburn (1963-80)	270-322	.456	122-215	.362
David Hall (1981-91)	338-267	.559	85-145	.370
Wayne Graham (1992-current)	1,076-442	.709	460-184	.714

NOTE: Documented additions or corrections to this list are welcomed.

Year-By-Year Team Statistics | Hitting

Year	AB	R	H	RBI	Avg.	2B	3B	HR	BB	SO	SB	Att.
1974	1120	187	265	146	.237	33	8	24				
1975	1038	180	271	167	.261	26	12	33				
1976	1079	128	252	106	.232	36	9	15	144	214	29	
1977	1203	177	310	155	.258	56	3	24	132	228	12	
1978	1295	169	319	137	.246	45	9	22	154	215	16	
1979	1302	170	322	167	.247	49	12	29	175	197	19	
1980	1236	179	287	141	.232	63	11	12	238	198	17	
1981	1649	269	449	234	.272	63	11	12	238	198	66	95
1982	1622	307	429	257	.264	64	14	44	255	187	68	91
1983	1663	327	492	274	.301	82	14	38	208	171	50	64
1984	1741	404	521	358	.299	86	14	46	283	173	62	82
1985	1514	346	458	317	.303	92	20	36	250	204	77	104
1986	1918	368	535	327	.279	87	29	44	284	310	78	104
1987	1477	326	443	297	.300	94	11	55	223	222	42	49
1988	1798	349	486	301	.270	106	17	49	241	307	101	131
1989	1662	236	407	209	.245	72	9	19	227	299	78	117
1990	1874	288	488	235	.260	82	8	29	205	337	89	124
1991	1569	270	387	238	.247	82	15	29	199	281	67	94
1992	1728	247	433	204	.251	62	12	13	201	312	88	118
1993	1707	421	512	373	.300	96	22	52	265	341	71	93

Year	AB	R	H	RBI	Avg.	2B	3B	HR	BB	SO	SB	Att.
1994	1781	405	531	353	.298	79	22	38	288	336	119	152
1995	2161	527	684	471	.317	121	30	72	338	353	101	131
1996	2237	547	700	493	.313	143	28	76	351	381	95	120
1997	2288	612	773	565	.338	115	35	120	359	404	72	94
1998	2248	588	758	541	.337	161	27	118	316	389	53	75
1999	2654	601	870	540	.328	174	37	78	316	490	70	96
2000	2233	376	660	352	.296	135	11	50	214	389	40	59
2001	2373	463	714	415	.301	163	18	63	255	394	44	60
2002	2366	485	754	433	.319	148	16	73	251	392	62	83
2003	2472	505	773	449	.313	133	14	51	307	365	72/	03
2004	2077	418	643	388	.310	128	19	53	269	360	31	42
2005	2194	432	643	397	.293	132	15	65	267	409	49	66
2006	2372	523	748	485	.315	162	23	80	289	439	75	107
2007	2412	511	749	460	.311	152	21	60	315	391	53	74
2008	2154	457	660	423	.306	120	14	54	289	401	58	83
2009	2184	455	699	408	.320	119	20	71	245	397	75	105
2010	2221	564	724	532	.326	125	20	96	320	356	62	80
2011	2112	370	604	335	.286	104	10	23	305	365	43	64
2012	2018	336	567	303	.281	106	10	35	279	328	49	67
2013	2205	332	615	299	.279	89	15	29	273	359	44	69
2014	2156	344	631	316	.293	102	13	24	212	339	33	58
2015	2055	331	609	306	.296	88	14	16	205	333	30	47

THE LOUISVILLE Slugger
THE OFFICIAL BAT OF MLB

#OWNTHEPLATE

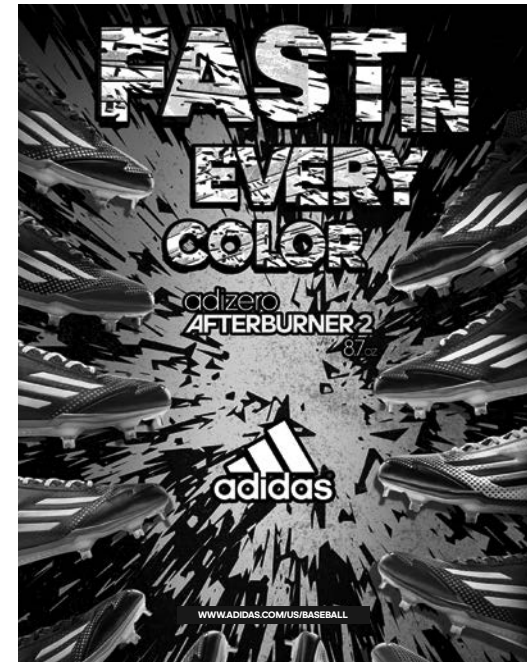
Maximum SPEED. Extreme POWER. Ultimate BALANCE.

PRIME 516 SELECT 716 OMAHA 516

Year-By-Year Team Statistics | Pitching

Year	G	W-L	SV	SHO	IP	H	R	ER	BB	SO	ERA
1974	42	24-18	11		319.0	261	162	98	184	218	2.76
1975	36	19-16	2		278.0	283	209	163	171	112	5.28
1976	40	17-22	1	7	303.0	260	161	100	123	234	2.97
1977	41	15-26	4	2	303.2	336	268	188	262	189	5.57
1978	47	18-29	4	1	341.2	306	224	141	218	235	3.71
1979	49	20-29	2	5	324.1	451	260	180	228	242	4.99
1980	43	14-29	4	2	324.2	332	253	207	226	179	5.73
1981	57	34-23	2	9	443.0	358	182	141	214	298	2.86
1982	58	34-23	9	4	444.1	410	233	176	221	243	3.56
1983	54	36-16	7	5	435.1	343	183	148	148	252	3.06
1984	55	41-14	6	9	450.1	405	185	130	146	332	2.60
1985	48	27-21	6	0	382.1	415	271	214	174	219	5.04
1986	60	34-26	9	2	498.0	505	349	258	278	381	4.66
1987	47	24-23	3	1	367.1	440	321	273	250	221	6.69
1988	59	31-28	4	0	470.2	501	397	306	308	366	5.85
1989	58	28-30	10	8	451.1	452	265	215	229	300	4.29
1990	62	33-29	8	5	499.1	508	316	231	242	314	4.16
1991	50	16-34	4	1	406.1	408	313	242	284	271	5.36
1992	55	29-26	9	6	459.0	418	250	173	207	359	3.39
1993	54	36-18	10	4	431.1	424	285	227	259	434	4.74

Year	G	W-L	SV	SHO	IP	H	R	ER	BB	SO	ERA
1994	55	34-21	13	3	459.2	448	306	228	267	386	4.46
1995	62	43-19	9	3	531.1	472	355	278	396	413	4.71
1996	65	42-23	15	4	562.2	559	373	304	315	454	4.86
1997	63	47-16	13	4	549.0	545	359	282	257	509	4.62
1998	63	46-17	10	4	546.2	499	354	307	286	487	5.05
1999	74	59-15	17	5	663.2	620	314	246	269	629	3.34
2000	66	43-23	17	5	573.2	533	260	210	223	496	3.29
2001	67	47-20	15	4	599.2	554	285	202	255	591	3.03
2002	66	52-14	15	5	596.1	530	238	185	201	571	2.79
2003	70	58-12	20	10	629.2	503	226	192	217	653	2.74
2004	60	46-14	16	10	532.2	409	182	157	205	609	2.65
2005	64	45-19	10	4	565.1	464	248	208	209	571	3.31
2006	70	57-13	22	5	618.2	520	260	217	251	653	3.16
2007	70	56-14	21	8	625.2	545	260	211	232	552	3.04
2008	62	47-15	12	3	557.2	557	284	235	211	552	3.79
2009	61	43-18	16	4	542.2	513	301	254	249	426	4.21
2010	63	40-23	11	3	551.0	552	312	263	209	380	4.30
2011	63	42-21	19	5	572.0	569	261	202	205	544	3.18
2012	60	41-19	17	8	542.2	421	199	172	216	547	2.85
2013	64	44-20	17	12	598.1	480	230	188	207	510	2.83
2014	62	42-20	18	8	573.1	493	196	163	192	478	2.56
2015	59	37-22	18	5	530.1	479	248	186	196	517	3.16



Single Season Team Superlatives | Hitting

Batting Average		Hits		Runs Batted In		Triples		Stolen Bases		Bases On Balls		Games Played	
.338	1997	870	1999	565	1997	37	1999	119	1994	359	1997	74	1999
.337	1998	773	1997	541	1998	35	1997	101	1988	351	1996	70	2003
.328	1999	773	2003	540	1999	30	1995	101	1995	338	1995	70	2006
.326	2010	758	1998	532	2010	29	1986	95	1996	320	2010	70	2007
.320	2009	754	2002	493	1996	29	1986	89	1990	316	1998	67	2001
.319	2002	749	2007	485	2006	28	1996	88	1992	316	1999	66	2000
.317	1995	748	2006	471	1995	27	1998	78	1986	316	1999	66	2002
.315	2006	724	2010	460	2007	23	2006	78	1989	315	2007	65	1996
.313	1996	714	2001	449	2003	22	1993	77	1985	307	2003	64	2005
.313	2003	700	1996	433	2002	22	1994	75	2006	305	2011	64	2013
				423	2008	21	2007	75	2009	289	2006		
										289	2008		
At Bats		Runs Scored		Doubles		Home Runs		Strikeouts					
2654	1999	612	1997	174	1999	120	1997	490	1999				
2472	2003	601	1999	163	2001	118	1998	439	2006				
2412	2007	588	1998	162	2006	96	2010	409	2005				
2373	2001	564	2010	161	1998	80	2006	404	1997				
2372	2006	547	1996	152	2007	78	1999	401	2008				
2366	2002	527	1995	148	2002	76	1996	397	2009				
2288	1997	523	2006	143	1996	73	2002	394	2001				
2248	1998	511	2007	135	2000	72	1995	392	2002				
2237	1996	505	2003	133	2003	71	2009	391	2007				
2233	2000	485	2002	132	2005	65	2005	389	1998				
								389	2000				

Single Season Team Superlatives | Pitching

Games Won		ERA	Fewest Hits Allowed		Fewest Runs Allowed		Most Strikeouts		Fewest Walks Allowed		Saves	Shutouts			
59	1999	2.56	2014	260	1976	161	1976	653	2003	123	1976	22	2006	12	2013
58	2003	2.60	1984	261	1974	162	1974	653	2006	146	1984	21	2007	10	2003
57	2006	2.65	2004	283	1975	182	1981	629	1999	148	1983	20	2003	10	2004
56	2007	2.74	2003	306	1978	182	2004	609	2004	171	1975	19	2011	9	1981
52	2002	2.76	1974	332	1980	183	1983	591	2001	174	1985	18	2014	9	1984
47	1997	2.79	2002			185	1984	571	2002	184	1974	18	2015	8	1989
47	2001	2.82	2012					571	2005	192	2014	17	1999	8	2007
47	2008	2.83	2013					552	2007	196	2015	17	2012	8	2012
46	1998	2.86	1981					552	2008	201	2002	17	2013	8	2014
46	2004	2.97	1976					547	2012	205	2004	16	2004	7	1976
												16	2009		

Single Game Team Superlatives

Largest Margin of Victory

31: Rice 35, McNeese State 4 (Feb. 14, 1997)
28: Rice 37, Cincinnati 9 (Feb. 21, 1997)
26: Rice 27, UW-Milwaukee 1 (May 29, 1999, at Lubbock)
25: Rice 26, Texas Southern 1 (Feb. 18, 1992)

Largest Margin of Defeat

28: Oklahoma State 31, Rice 3 (March 17, 1986, at Stillwater, Okla.)

At Bats

76 at Texas (May 15-16, 1981, at Austin)
70 at Houston (May 31, 2015, at Cougar Field)

Runs Scored

37 vs. Cincinnati (Feb. 21, 1997)
35 vs. McNeese State (Feb. 14, 1997)
28 at New Mexico (April 11, 1998)
27 vs. Stephen F. Austin State (Feb. 21, 1993)
27 vs. UW-Milwaukee (May 29, 1999, at Lubbock)
26 vs. Texas Southern (Feb. 18, 1992)
26 at Houston (March 19, 1994, Cougar Field)
26 at New Mexico (April 12, 1998)
26 at Marshall (May 18, 2006, at Charleston, W.V.)
26 vs. California (March 13, 2010)

25 vs. Texas Tech (March 22, 1985, at Lubbock)
25 vs. Oklahoma State (Feb. 22, 1997)
25 vs. Southwest Missouri State (May 25, 1997, at Lubbock)

Runs Scored In an Inning

13 at Stephen F. Austin State (Feb. 8, 1995)

Hits

34 vs. Cincinnati (Feb. 21, 1997)
33 vs. Wisconsin-Milwaukee (May 29, 1999, at Lubbock; NCAA Tournament record)
31 vs. McNeese State (Feb. 14, 1997)
28 at New Mexico (April 11, 1998)
27 vs. Memphis (April 15, 2006)
26 at TCU (April 19, 1983)
25 at Houston (March, 19, 1994, at Cougar Field)
25 at Houston (May 10, 1996, at Cougar Field)
25 vs. SW Missouri State (May 25, 1997, at Lubbock)
25 at Utah (April 18, 1998, at Salt Lake City, Utah)
24 vs. Texas Southern (Feb. 18, 1992)
24 at UNLV (March 15, 1997)
24 vs. San Jose State (March 29, 2003)
24 vs. California (March 13, 2010)

Doubles

11 at Memphis (April 15, 2006)

Triples

5 vs. McNeese State (Feb. 14, 1997)

4 at Lamar (April 23, 1996)

Home Runs

10 at New Mexico (April 11, 1998)

9 vs. Cincinnati (Feb. 21, 1997)

7 at Texas Tech (April 26, 1983)

7 vs. Massachusetts (March 9, 1996)

7 vs. McNeese State (Feb. 14, 1997)

7 vs. Nevada (March 26, 2005)

Stolen Bases

8 vs. Texas Tech (May 12, 1994, at Austin)

Bases On Balls

21 vs. Texas Southern (Feb. 22, 1995, at MacGregor Park)

Most Sacrifices

5 vs. Lamar (April 20, 1982, at Cameron Field)

Most Left on Base

18 vs. Texas (March 31, 1953, at Rice Field)

18 vs. Louisiana-Lafayette (April 5, 2011, at Reckling Park)

17 vs. Tulane (Feb. 16, 1996, at Cameron Field)

17 vs. Texas State (Apr. 1, 2013, at Reckling Park)

17 at Houston (May 31, 2015, at Cougar Field)

Most Assists

24 at Hawaii (Feb. 22, 2013)

24 at Houston (May 31, 2015)

22 vs. California (March 12, 2011 at San Francisco)

22 vs. Louisiana Tech (May 17, 2014)

21 vs. Lamar (April 20, 1982)

21 vs. Louisiana (June 4, 2010, at Austin)

20 vs. Texas (May 18, 1996, at Lubbock)

20 vs. Long Beach State (Feb. 16, 2007)

20 vs. Texas A&M-Corpus Christi (Mar. 11, 2007)

20 vs. Houston (April 3, 2010)

20 at Lamar (Apr. 9, 2013)

Most Errors

10 vs. UNLV (March 15, 1997, at Las Vegas, Nev.)

7, several times; latest vs. Incarnate Word (Mar. 23, 1993)

Most Rice Batters Hit by Pitch

5 at Sam Houston State (April 3, 1996)

5 vs. Brigham Young (May 14, 1997, at San Diego, Calif.)

5 vs. Nevada (March 27, 2005)

5 vs. Cal. State Fullerton (Mar. 3, 2006)

5 at Texas A&M (Apr. 4, 2006)

5 vs. UAB (Apr. 8, 2006)

5 vs. Marshall (May 18, 2006)

5 at Marshall (Mar. 22, 2008, at Charleston, W.Va.)

Most Opp. Batters Hit By Pitch

10 vs. Washington (May 22, 1998, at College Station)

Yearly Individual Statistical Leaders

Batting Average

1974 — Ted Nowak, .301
1975 — Mike Macha, .325
1976 — Mike Macha, .333
1977 — Robert deLeeuw, .314
1978 — Bob Burnell, .331
1979 — Bob Burnell, .321
1980 — Chris Russ, .279
1981 — Frank Dishongh, .321
1982 — Scott Johnson, .326
1983 — Jay Bluthardt, .346
1984 — Scott Johnson, .342
1985 — Curtis Fox, .385
1986 — Jay Knoblauch, .340
1987 — Jay Knoblauch, .372
1988 — Jay Knoblauch, .343
1989 — Michael Grace, .353
1990 — Jamie Cook, .315
1991 — John Eierman, .340
1992 — Donald Aslaksen, .340
1993 — Dana Davis, .364
1994 — Jose Cruz Jr., .401
1995 — Mark Quinn, .380
1996 — Lance Berkman, .398

1997 — Lance Berkman, .431
1998 — Damon Thames, .424
1999 — Will Ford, .398
2000 — Eric Arnold, .347
2001 — Austin Davis, .346
2002 — Vincent Sinisi, .428
2003 — Enrique Cruz, .352
2004 — Chris Kolkhorst, .371
2005 — Joe Savery, .382
2006 — Brian Friday, .353
2007 — Joe Savery, .356
2008 — Diego Seastrunk, .353
2009 — Anthony Rendon, .388
2010 — Anthony Rendon, .394
2011 — Anthony Rendon, .327
Michael Ratterree, .327
2012 — Christian Stringer, .343
2013 — Shane Hoelscher, .320
2014 — Skyler Ewing, .335
2015 — Ford Stainback, .346
Kirby Taylor, .346

Hits

1974 — Ted Nowak, 37
1975 — Mike Macha, 37
1976 — Mike Macha, 40
1977 — Robert deLeeuw, 44
1978 — Bob Burnell, 53
1979 — Bob Burnell, 50
1980 — Dave Edwards, 43
1981 — Frank Dishongh, 57
1982 — Scott Johnson, 61
1983 — Jay Bluthardt, Scott Johnson 66
1984 — Scott Johnson, 69
1985 — Curtis Fox, Carl Mikeska, 57
1986 — Jay Knoblauch, 80
1987 — Jay Knoblauch, 67
1988 — Jay Knoblauch, 69
1989 — Michael Grace, 66
1990 — Chris Feris, 65
1991 — John Eierman, 66
1992 — Donald Allen, 54
1993 — Jose Cruz Jr., 67
1994 — Jose Cruz Jr., 73
1995 — Mark Quinn, 95
1996 — Lance Berkman, 96

1997 — Lance Berkman, 110
1998 — Damon Thames, 120
1999 — Damon Thames, 118
2000 — Eric Arnold, 91
2001 — A.J. Porfirio, 97
2002 — Vincent Sinisi, 116
2003 — Vincent Sinisi, 97
2004 — Chris Kolkhorst, 82
2005 — Josh Rodriguez, 82
2006 — Greg Buchanan 102
2007 — Joe Savery, 98
2008 — Diego Seastrunk, 91
2009 — Anthony Rendon, 94
2010 — Anthony Rendon, 89
2011 — Michael Ratterree, 85
2012 — Christian Stringer, 81
2013 — Ford Stainback, 81
2014 — Skyler Ewing, 81
2015 — Ford Stainback, 81

Runs

1974 — Ted Nowak, 37
1975 — Mike Macha, 30
1976 — Mike Macha, 26

1977 — Bob Burnell, 28
1978 — Bob Burnell, 25
1979 — Bob Burnell, 36
1980 — Dave Edwards, 25
1981 — Mike McGee, 41
1982 — Scott Johnson, 43
1983 — Jay Bluthardt, Scott Johnson, 43
1984 — Scott Johnson, .61
1985 — Jay Knoblauch, 41
1986 — Jay Knoblauch, 58
1987 — Jay Knoblauch, 48
1988 — Jay Knoblauch, 56
1989 — Michael Grace, 34
1990 — John Eierman, 37
1991 — Donald Allen, 44
1992 — Donald Allen, 47
1993 — Donald Aslaksen, 55
1994 — Jose Cruz Jr., 72
1995 — Jose Cruz Jr., 77
1996 — Jeff Venghaus, 77
1997 — Lance Berkman, 109
1998 — Damon Thames, 88
1999 — Damon Thames, 86
2000 — Brett Smith, 57

2001 — A.J. Porfirio, 77
2002 — Vincent Sinisi, 65
2003 — Chris Kolkhorst, 77
2004 — Chris Kolkhorst, 59
2005 — Tyler Henley, 70
2006 — Tyler Henley, 74
2007 — Brian Friday, 62
2008 — Aaron Luna, 61
2009 — Brock Holt, 67
2010 — Anthony Rendon, 83
2011 — Anthony Rendon, 58
2012 — Christian Stringer, 58
2013 — Christian Stringer, 50
2014 — Skyler Ewing, 57
2015 — Ford Stainback, 50

Doubles

1974 — Six players with 4
1975 — Mike Macha, 8
1976 — Mike Macha, 7
1977 — Robert deLeeuw, 10
1978 — Jimmy Michalek, 8
1979 — Bob Burnell, 11
1980 — Chris Russ, Dale Walters, 7
1981 — Frank Dishongh, Mike Horn, 11
1982 — Dave Edwards, 16

1983 — Jay Bluthardt, 13
1984 — Mike Fox, 14
1985 — Carl Mikeska, 13
1986 — Paul Dishman, Chris Tucker, 13
1987 — Jay Knoblauch, 17
1988 — Jay Knoblauch, 19
1989 — Michael Grace, 15
1990 — Chris Feris, 13
1991 — John Eierman, 16
1992 — Harry Duffey, 11
1993 — Don Aslaksen, David Brooks, 16
1994 — Jose Cruz Jr., 14
1995 — Lance Berkman, 26
1996 — J.Landry, T.McLaughlin, 19
1997 — Lance Berkman, 22
1998 — Damon Thames, 36
1999 — W.Ford, D.Thames, J.Baker, 24
2000 — Eric Arnold, 21
2001 — Hunter Brown, 25
2002 — Vincent Sinisi, 22
2003 — Austin Davis, 24
2004 — Adam Rodgers, 21
2005 — Adam Rodgers, 21
2006 — Tyler Henley, 26
2007 — Brian Friday, 29
2008 — Diego Seastrunk, 19
Aaron Luna, 19

2009 — Rick Hague, 17
2010 — Rick Hague, 20
Jeremy Rathjen, 20
2011 — Anthony Rendon, 20
Michael Ratterree, 20
2012 — Jeremy Rathjen, 14
2013 — Christian Stringer, 15
2014 — Shane Hoelscher, 21
2015 — Ryan Chandler, 17

Triples

1974 — Joe Zylka, 4
1975 — Mark Clark, 4
1976 — Mike Macha, 4
1977 — B. Burnell, S. Buckley,
S. Hinson, 1
1978 — Robert deLeeuw, 6
1979 — Steve Grossman, 4
1980 — Dave Edwards, Dale Walters, 2
1981 — C.Russ, D.Edwards, C.Welch, 2
1982 — Scott Johnson, 6
1983 — Dave Edwards, 4
1984 — Carl Mikeska, 2
Bobby Eggleston, 2
1985 — Jeff Tousa, 4
1986 — Eric Graff, 5

1987 — Jay Knoblauch, 3
Tim Vannaman, 3
1988 — Jay Knoblauch, 5
1989 — John Eierman, 2
1990 — John Eierman, 4
1991 — Jason Ogden, 5
1992 — Donald Aslaksen, 3
1993 — Jim Miller, 4
1994 — Chris Boni, 5
1995 — Chris Boni, 7
1996 — Bubba Crosby, 6
1997 — Bubba Crosby, 11
1998 — Damon Thames, 7
1999 — Charles Williams, 9
2000 — Eric Arnold, 3
2001 — Jesse Roman, 4
2002 — Eric Arnold, 4
2003 — Chris Kolkhorst, 4
2004 — Chris Kolkhorst, 5
2005 — Tyler Henley, 4
2006 — Tyler Henley, 7
2007 — Jared Gayhart, 5
2008 — Jared Gayhart, 4
2009 — Steven Sultzbaugh, 6
2010 — Michael Fuda, 6
2011 — Ryan Lewis, 3
J.T. Chargois, 3

2012 — Michael Fuda, 3
Christian Stringer, 3
2013 — Michael Aquino, 4
Christian Stringer, 4
2014 — Keenan Cook, 5
2015 — Ford Stainback, 3
Tristan Gray, 3

Home Runs

1974 — Mike Macha, 9
1975 — Mike Macha, 8
1976 — Mike Macha, 5
1977 — Bob Burnell, Jeff Hays, 6
1978 — Bob Burnell, 5
1979 — Bob Burnell, 9
1980 — Mike Horn, 7
1981 — Mike Horn, Dave Edwards, 3
1982 — Mike Horn, 10
1983 — Scott Johnson, 8
1984 — Scott Johnson, 7
1985 — Mike Fox, 9
1986 — Jay Knoblauch, 13
1987 — Jay Knoblauch, 13
1988 — Tim Vannaman, 14
1989 — Michael Grace, 5
1990 — Jason Ogden, 7

1991 — Chris Feris, 5
1992 — Donald Aslaksen, 5
1993 — Jose Cruz Jr., 13
1994 — Jose Cruz Jr., 14
1995 — Mark Quinn, 18
1996 — Lance Berkman, 20
1997 — Lance Berkman, 41
1998 — Damon Thames, 26
1999 — Jason Gray, 20
2000 — Eric Arnold, 15
2001 — Eric Arnold, 15
2002 — Enrique Cruz, 16
2003 — Enrique Cruz, Vincent Sinisi 10
2004 — Lance Pendleton, 11
2005 — Josh Rodriguez, 11
2006 — Aaron Luna, 16
2007 — Aaron Luna, 13
2008 — Adam Zornes, 12
2009 — Anthony Rendon, 20
2010 — Anthony Rendon, 26
2011 — Anthony Rendon, 6
Michael Ratterree, 6
2012 — Jeremy Rathjen, 9
2013 — Michael Aquino, 9
Michael Ratterree, 9
2014 — Skyler Ewing, 9
2015 — John Clay Reeves, 8

Runs Batted In

1974 — Mike Macha, 24
1975 — Mike Macha, 29
1976 — M.Macha, R.Lamprecht, 19
1977 — Robert deLeeuw, Jeff Hays, 21
1978 — Bob Burnell, 22
1979 — Bob Burnell, 28
1980 — Mike Horn, 27
1981 — Mike Horn, 37
1982 — Mike Horn, 49
1983 — Mike Fox, 44
1984 — Mark Machalec, 49
1985 — Carl Mikeska, Mike Fox, 39
1986 — Jay Knoblauch, 52
1987 — Jay Knoblauch, 55
1988 — Jay Knoblauch, 55
1989 — Michael Grace, 34
1990 — John Eierman, 31
1991 — John Eierman, 37
1992 — Donald Aslaksen, 34
1993 — Jose Cruz Jr., 59
1994 — Jose Cruz Jr., 68
1995 — Mark Quinn, 89
1996 — Lance Berkman, 92
1997 — Lance Berkman, 134
1998 — Damon Thames, 115

1999 — Will Ford, 74
2000 — Eric Arnold, 59
2001 — Jesse Roman, 67
2002 — Vincent Sinisi, 80
2003 — Austin Davis, 63
2004 — Paul Janish, Adam Rodgers, 60
2005 — Josh Rodriguez, 54
2006 — Joe Savery, 66
2007 — Aaron Luna, 66
2008 — Diego Seastrunk, 61
2009 — Anthony Rendon, 72
2010 — Anthony Rendon, 85
2011 — Michael Ratterree, 53
2012 — Michael Fuda, 45
2013 — Michael Aquino, 43
2014 — Skyler Ewing, 48
2015 — John Clay Reeves, 55

Earned Run Average

1974 — Larry Reneau, 2.30
1975 — Steve Buckley, 4.05
1976 — Allan Ramirez, 1.90
1977 — Allan Ramirez, 2.48
1978 — Allan Ramirez, 2.65
1979 — Allan Ramirez, 3.10
1980 — Matt Williams, 3.19

1981 — Matt Williams, 2.25
1982 — Norm Charlton, 2.49
1983 — David Hinnrichs, 2.58
1984 — Norm Charlton, 2.24
1985 — Ed Holub, 2.47
1986 — Steve Blackshear, 2.06
1987 — Todd Ogden, 5.07
1988 — John Polasek, 4.23
1989 — Rob Howard, 3.75
1990 — John Polasek, 3.28
1991 — Darrell Richardson, 5.20
1992 — Jim Miller, 2.42
1993 — James Madrid, 3.50
1994 — Tim Byrdak, 2.14
1995 — Matt Anderson, 2.51
1996 — Dana Davis, 3.98
1997 — Matt Anderson, 2.05
1998 — Mario Ramos, 3.39
1999 — Kenny Baugh, 2.26
2000 — Kenny Baugh, 2.22
2001 — Kenny Baugh, 2.17
2002 — Justin Crowder, 2.00
2003 — Jeff Niemann, 1.70
2004 — Wade Townsend, 1.80
2005 — Joe Savery, 2.43
2006 — Cole St. Clair, 1.82

2007 — Matt Langwell, 2.35
2008 — Chris Kelley, 3.03
2009 — Mike Ojala, 2.17
2010 — Jared Rogers, 3.83
2011 — Austin Kubitz, 2.34
2012 — John Simms, 2.56
2013 — Zech Lemond, 2.02
2014 — Blake Fox, 1.46
2015 — Glenn Otto, 1.54

Wins

1974 — Mike Pettit, 9
1975 — Tommy Smart, 5
James Emmons, 5
1976 — Allan Ramirez, 9
1977 — Allan Ramirez, 8
1978 — Allan Ramirez, Doug Watson, 4
1979 — Allan Ramirez, 6
1980 — Matt Williams, 6
1981 — Rick Kelley, 9
1982 — Pat Devine, 6
1983 — David Hinnrichs, 10
1984 — Norm Charlton, 11
1985 — Ed Holub, 5
1986 — Steve Blackshear, 7
Todd Ogden, 7

1987 — Todd Ogden, 8
1988 — John Polasek, 8
1989 — Rob Howard, 7
1990 — John Polasek, 11
1991 — Darrell Richardson, 6
1992 — Darrell Richardson, 10
1993 — Darrell Richardson, 10
1994 — Chad Feris, 8
1995 — Matt Anderson, 11
1996 — Matt Anderson, 9
1997 — Matt Anderson, Jeff Nichols, 10
1998 — Mario Ramos, Jeff Nichols, 12
1999 — Jeff Nichols, 15
2000 — Kenny Baugh, Jon Skaggs, 12
2001 — Kenny Baugh, 13
2002 — Steven Herce, 13
2003 — Jeff Niemann, 17
2004 — Philip Humber, 13
2005 — Josh Geer, 12
2006 — Eddie Degerman, 13
2007 — Ryan Berry, Joe Savery, 11
2008 — Cole St.Clair, 10
2009 — Ryan Berry, Taylor Wall, 7
2010 — Jared Rogers, 8
2011 — Abe Gonzales, Tyler Duffey, 8

2012 — Matthew Reckling, 8
2013 — A.Kubitza, John Simms, 8
Jordan Stephens, 8
2014 — Blake Fox, 12
2015 — Blake Fox, 8

Strikeouts

1974 — Mike Pettit, 84
1975 — Tommy Smart, Larry Reneau, 27
1976 — Allan Ramirez, 134
1977 — Allan Ramirez, 97
1978 — Allan Ramirez, 93
1979 — Allan Ramirez, 94
1980 — Matt Williams, 57
1981 — Matt Williams, 122
1982 — Norm Charlton, 46
1983 — Tim Englund, 68
1984 — Tim Englund, 82
1985 — Ed Holub, 36
1986 — Steve Blackshear, 91
1987 — Ken Sorenson, 53
1988 — John Pope, 79
1989 — Rob Howard, 78
1990 — John Polasek, 81
1991 — Darrell Richardson, 87

1992 — Darrell Richardson, 127
1993 — Darrell Richardson, 103
1994 — Chad Feris, 70
1995 — Matt Anderson, 63
1996 — Shawn Onley, 95
1997 — Matt Anderson, 105
1998 — Jeff Nichols, 117
1999 — Mario Ramos, 146
2000 — Marc Gwyn, 132
2001 — Kenny Baugh, 163
2002 — Phillip Humber, 130
2003 — Wade Townsend, 164
2004 — Philip Humber, 154
2005 — Joe Savery, 129
2006 — Eddie Degerman, 172
2007 — Ryan Berry, 125
2008 — Ryan Berry, 86
2009 — Taylor Wall, 77
2010 — Taylor Wall, 61
2011 — Austin Kubitza, 102
2012 — Matthew Reckling, 99
2013 — Austin Kubitza, 134
2014 — Matt Ditman, 77
2015 — Austin Orewiler, 80

Innings Pitched

1974 — Mike Pettit, 93.1
1975 — Tommy Smart, 61.0
1976 — Allan Ramirez, 90.0
1977 — Allan Ramirez, 87.0
1978 — Allan Ramirez, 78.0
1979 — Allan Ramirez, 87.0
1980 — Matt Williams, 79.0
1981 — Matt Williams, 123.1
1982 — Norm Charlton, 68.2
1983 — David Hinrichs, 115.1
1984 — Norm Charlton, 112.2
1985 — Ed Holub, 80.0
1986 — Steve Blackshear, 104.2
1987 — Ken Sorenson, 87.2
1988 — John Polasek, 104.1
1989 — Mike Cooper, 100.2
1990 — John Polasek, 120.2
1991 — Darrell Richardson, 88.1
1992 — Darrell Richardson, 129.1
1993 — Darrell Richardson, 88.0
1994 — Bo Johnson, 85.1
1995 — Dana Davis, 76.0
1996 — Shawn Onley, 100.0
1997 — Jeff Nichols, 111.1

1998 — Jeff Nichols, 119.2
1999 — Mario Ramos, 154.2
2000 — Kenny Baugh, 141.2
2001 — Kenny Baugh, 141.1
2002 — Justin Crowder, 121.1
2003 — Jeff Niemann, 137.1
2004 — Wade Townsend, 120.1
2005 — Josh Geer, 124.2
2006 — Eddie Degerman, 130.2
2007 — Ryan Berry, 122.2
2008 — Ryan Berry, 104.0
2009 — Taylor Wall, 94.1
2010 — Jared Rogers, 87.0
2011 — Austin Kubitza, 100.0
2012 — Matthew Reckling, 87.2
2013 — Jordan Stephens, 118.2
2014 — Blake Fox, 104.2
2015 — Kevin McCanna, 85.0

Individual Superlatives

Games Played

Career

246, Michael Ratterree, (2010-13)
241, Austin Davis (2001-2004)
240, Diego Seastrunk (2007-10)
234, Eric Arnold (1999-2002)
231, Ford Stainback, (2012-15)
224, Michael Fuda, (2008-12)
219, Donald Allen (1989-92)
218, Shane Hoelscher (2011-2014)
212, Keenan Cook (2011-2014)
210, Mark Machalec (1981-84)

Season

74, Jacob Baker (1999)
74, Jason Gray (1999)
74, Brett Smith (1999)
74, Damon Thames (1999)
74, Charles Williams (1999)
70, Will Ford (1999)
70, Craig Stansberry (2003)
70, Vincent Sinisi (2003)
70, Brian Friday (2006)
70, Greg Buchanan (2006)
70, Josh Rodriguez (2006)
70, Tyler Henley (2006)
70, Joe Savery (2007)

Batting Average

Career (400 Career At-Bats)

.399, Damon Thames (1998-99)
.385, Lance Berkman (1995-97)
.382, Vincent Sinisi (2002-03)
.376, Jose Cruz Jr. (1993-95)
.371, Anthony Rendon (2009-11)
.356, Joe Savery (2005-2007)
.355, Bubba Crosby (1996-98)
.355, Chris Kolkhorst (2002-2004)
.353, Mark Quinn (1994-95)
.347, Jacob Baker (1996-99)

Season (25 At-Bats Per Team Game)

.431, Lance Berkman (1997)
.428, Vincent Sinisi (2002)
.424, Damon Thames (1998)
.419, Jim Fox (1962)
.401, Jose Cruz Jr. (1994)
.3983, Lance Berkman (1996)
.3977, Will Ford (1999)
.3938, Anthony Rendon (2010)
.3937, Bubba Crosby (1998)
.388, Anthony Rendon (2009)

Hits

Career

309, Austin Davis (2001-2004)
291, Eric Arnold (1999-2002)
287, Diego Seastrunk (2007-10)
285, Lance Berkman (1995-97)
266, Chris Kolkhorst (2002-2004)
261, Joe Savery (2005-2007)
259, Michael Fuda, (2008-12)
256, Jacob Baker (1996-99)
253, Anthony Rendon (2009-11)
252, Will Ford (1996-99)

Season

120, Damon Thames (1998)
118, Damon Thames (1999)
116, Charles Williams (1999)
116, Vincent Sinisi (2002)
110, Lance Berkman (1997)
105, Will Ford (1999)
102, Greg Buchanan (2006)
98, Joe Savery (2007)
97, A.J. Porfirio (2001)
97, Vincent Sinisi (2003)

Game

6, Bubba Crosby vs. McNeese State
(Feb. 14, 1997)
6, Lance Berkman vs. Cincinnati
(Feb. 21, 1997)
6, Will Ford vs. Wisconsin-Milwaukee
(May 29, 1999, at Lubbock)
6, Paul Janish at Nevada (Apr. 3, 2004)
5 by many; most recently by John Clay
Reeves at Arizona (Feb. 22, 2015)

Consecutive Games Hitting Streak

30, Bubba Crosby (1998)
29, Charles Williams (1998-99)
29, Damon Thames (1998-99)

At Bats

Career

924, Austin Davis (2001-2004)
899, Michael Ratterree (2010-2013)
891, Eric Arnold (1999-2002)
887, Ford Stainback, (2012-15)
877, Diego Seastrunk (2007-10)
822, Michael Fuda, (2008-12)
804, Shane Hoelscher (2011-2014)
792, Tyler Henley (2005-2007)
750, Chris Kolkhorst (2002-2004)
748, Donald Allen (1989-92)

Season

317, Charles Williams (1999)
313, Damon Thames (1999)
295, Greg Buchanan (2006)
294, Jason Gray (1999)
294, Jacob Baker (1999)
287, Vincent Sinisi (2003)
283, Damon Thames (1998)
281, A.J. Porfirio (2001)
280, Brian Friday (2007)
278, Brett Smith (1999)

Game

9, several vs. Texas (May 15-16,
1981); most recently by Tristan Gray,
Connor Teykl & Charlie Warren vs.
Houston (May 31, 2015)

Runs Scored

Career

233, Lance Berkman (1995-97)
223, Jason Richards (1996-98)
223, Austin Davis (2001-2004)
203, Jay Knoblauch (1985-88)
203, Tyler Henley (2005-2007)
201, Anthony Rendon (2009-11)
200, Bubba Crosby (1996-98)
199, Jose Cruz Jr. (1993-95)
198, Chris Kolkhorst (2002-2004)
193, Michael Ratterree (2010-2013)

Season

109, Lance Berkman (1997)
88, Damon Thames (1998)
86, Damon Thames (1999)
83, Anthony Rendon (2010)
82, Charles Williams (1999)
81, Joseph Cathey (1997)
77, Jose Cruz Jr. (1995)
77, Jeff Venghaus (1996)
77, A.J. Porfrio (2001)
77, Chris Kolkhorst (2003)

Game

6, Joseph Cathey vs. McNeese State
(Feb. 14, 1997)
6, Lance Berkman vs. McNeese State
(Feb. 14, 1997)
6, Jason Richards vs. Cincinnati (Feb.
21, 1997)
6, Aaron Luna vs. Marshall (May 18,
2006)
5, by many; latest by Rick Hague at
Houston (May 27, 2010)

Runs Batted In

Career

272, Lance Berkman (1995-97)
243, Bubba Crosby (1996-98)
217, Eric Arnold (1999-2002)
203, Jose Cruz Jr. (1993-95)
200, Diego Seastrunk (2007-10)
194, Anthony Rendon (2009-11)
190, Michael Ratterree (2010-2013)
187, Damon Thames (1998-99)
185, Jay Knoblauch (1985-88)
179, Will Ford (1996-99)

Season

134, Lance Berkman (1997)
115, Damon Thames (1998)
92, Lance Berkman (1996)
91, Bubba Crosby (1998)
89, Mark Quinn (1995)
88, Bubba Crosby (1997)
85, Anthony Rendon (2010)
81, Jacques Landry (1996)
80, Vincent Sinisi (2002)
76, Jose Cruz Jr. (1995)

Game

10, Jose Cruz Jr. vs. Southwest Texas St. (Feb. 9, 1995)
9, Mike Fox at Texas Tech (March 22, 1985)
8, Eric Graff vs. Lamar (April 9, 1985)
8, Bubba Crosby vs. McNeese State (Feb. 14, 1997)
8, Lance Berkman vs. Cincinnati (Feb. 21, 1997)
8, Lance Berkman vs. Northwestern St. (Feb. 23, 1997)
8, Damon Thames vs. TCU (April 3, 1998)
8, Bubba Crosby at New Mexico (April 11, 1998)
8, Vincent Sinisi vs. Southwest Texas St. (March 3, 2002)
8, Anthony Rendon vs. California (March 13, 2010)

Doubles

Career

65, Austin Davis (2001-2004)
64, Eric Arnold (1999-2002)
64, Lance Berkman (1995-97)
62, Diego Seastrunk (2007-2010)
60, Damon Thames (1998-99)
56, Joe Savery (2005-2007)
56, Rick Hague (2008-2010)
55, Brian Friday (2005-2007)
52, Michael Ratterree (2010-2013)
51, Jay Knoblauch (1985-88)

Season

36, Damon Thames (1998)
29, Brian Friday (2007)
26, Lance Berkman (1995)
26, Tyler Henley (2006)
25, Hunter Brown (2001)
24, Jacob Baker (1999)
24, Will Ford (1999)
24, Damon Thames (1999)
24, Austin Davis (2003)
22, Lance Berkman (1997)
22, Charles Williams (1999)
22, Vincent Sinisi (2002)

Triples

Career

20, Bubba Crosby (1996-98)
15, Jay Knoblauch (1985-88)
15, Chris Boni (1992-95)
15, Charles Williams (1997-99)
15, Tyler Henley (2005-2007)
13, Damon Thames (1998-99)
11, Lance Berkman (1995-97)
11, Will Ford (1996-99)
11, Michael Fuda, (2008-12)
10, John Eierman (1989-91)
10, Chris Kolkhorst (2002-2004)
10, Josh Rodriguez (2004-2006)
10, Chad Mazingo (2008-2010)

Season

11, Bubba Crosby (1997)
9, Charles Williams (1999)
8, Jason Gray (1999)
7, Chris Boni (1995)
7, Damon Thames (1998)
7, Matt Fox (1999)
7, Tyler Henley (2006)
6, Robert deLeeuw (1978)
6, Scott Johnson (1983)
6, Patrick Hallmark (1995)

6, Bubba Crosby (1996)
6, Will Ford (1997)
6, Damon Thames (1999)
6, Steven Sultzbaugh (2009)
6, Michael Fuda (2010)



Lance Berkman, 1995-1997

Home Runs

Career

67, Lance Berkman (1995-97)
59, Bubba Crosby (1996-98)
52, Anthony Rendon (2009-10)
43, Jose Cruz Jr. (1993-95)
42, Eric Arnold (1999-2002)
39, Jay Knoblauch, (1985-88)
39, Aaron Luna (2006-2008)
37, Damon Thames (1998-99)
33, Jacques Landry (1995-96)
32, Enrique Cruz (2001-03)
32, Rick Hague (2008-10)

Season

41, Lance Berkman (1997)
26, Damon Thames (1998)
26, Anthony Rendon (2010)
25, Bubba Crosby (1998)
22, Bubba Crosby (1997)
20, Lance Berkman (1996)
20, Jason Gray (1999)
20, Anthony Rendon (2009)
19, Jacques Landry (1996)
18, Mark Quinn (1995)

Game

4, Lance Berkman vs. Massachusetts (March 9, 1996)
4, Bubba Crosby at New Mexico (April 11, 1998)
3, Carl Reynolds vs. Baylor (March 22, 1956)
3, Eric Graff at TCU (March 27, 1987)
3, Jose Cruz Jr. vs. Southwest Texas St. (Feb. 9, 1995)
3, Damon Thames at New Mexico (April 11, 1998)
3, Anthony Rendon vs. Rider (June 5, 2010 at Austin)

Doubleheader

6, Lance Berkman vs. Massachusetts (March 9, 1996, at Cameron Field)

Most Home Runs in Back-To-Back Games

6, Lance Berkman vs. Massachusetts (2/4, March 9, 1996)
6, Bubba Crosby at New Mexico (2/4, April 10-11, 1998)
5, Jose Cruz Jr. vs. S.F. Austin State, Southwest Texas State (2/3, Feb. 8-9, 1995)

Consecutive Games With At Least One Home Run

7, Bubba Crosby (April 7-17, 1998)
5, Lance Berkman (Feb. 8-14, 1997)
5, Lance Berkman (Feb. 21-28, 1997)

Home Runs in Consecutive At-Bats

4, Jose Cruz Jr. vs. Stephen F. Austin, Southwest Texas State (1/3, Feb. 8-9, 1995)
4, Lance Berkman vs. Massachusetts (March 9, 1996)

Inning

2, Jacques Landry vs. Texas (May 18, 1996, at Lubbock)
2, Eric Arnold vs. TCU (April 1, 2000)

Total Bases

Career

572, Lance Berkman (1995-97)
499, Bubba Crosby (1996-98)
499, Eric Arnold (1999-2002)
463, Anthony Rendon (2009-11)
461, Austin Davis (2001-2004)
449, Jay Knoblauch (1985-88)
435, Damon Thames (1998-99)
428, Diego Seastrunk (2007-2010)
406, Rick Hague (2008-2010)
404, Jacob Baker (1996-99)

Season

263, Lance Berkman (1997)
248, Damon Thames (1998)
192, Bubba Crosby (1997)
187, Damon Thames (1999)
184, Jason Gray (1999)
183, Bubba Crosby (1998)
181, Anthony Rendon (2010)
180, Lance Berkman (1996)
177, Mark Quinn (1995)
177, Charles Williams (1999)

Game

18, Bubba Crosby at New Mexico (April 11, 1998)
17, Bubba Crosby vs. McNeese State (Feb. 14, 1997)
16, Eric Graff at TCU (March 27, 1987)
16, Lance Berkman vs. Massachusetts (Mar. 9, 1996)
14, Mike Macha at Texas Tech (March 21, 1975)



Mark Quinn, 1994-1995

Slugging Percentage

Career (Min. 400 AB)

.772, Lance Berkman (1995-97)
.737, Bubba Crosby (1996-98)
.730, Damon Thames (1998-99)
.679, Anthony Rendon (2009-11)
.676, Jose Cruz Jr. (1993-95)
.617, Mark Quinn (1994-95)
.612, Jacques Landry (1995-96)
.609, Jay Knoblauch (1985-88)
.572, Vincent Sinisi (2002-03)
.570, Aaron Luna (2006-2008)
.560, Eric Arnold (1999-2002)

Season (2.5 at-bats per team game)

1.031, Lance Berkman (1997)
.876, Damon Thames (1998)
.828, Bubba Crosby (1998)
.801, Anthony Rendon (2010)
.747, Lance Berkman (1996)
.744, Bubba Crosby (1997)
.742, Jose Cruz Jr. (1994)
.717, Jay Knoblauch (1987)
.708, Mark Quinn (1995)
.702, Anthony Rendon (2009)

Bases On Balls

Career

186, Jose Cruz Jr. (1993-95)
182, Jason Richards (1996-98)
176, Anthony Rendon (2009-11)

Season

80, Anthony Rendon (2011)
76, Jose Cruz Jr. (1995)
65, Jason Richards (1997)
65, Anthony Rendon (2010)
64, Jose Cruz Jr. (1994)
60, Jason Richards (1996)
59, Lance Berkman (1997)
57, Lance Berkman (1996)
57, Jason Richards (1998)
57, Brett Smith (1999)

Game

5, Jose Cruz Jr. vs. Texas Southern
(Feb. 22, 1995, at MacGregor Park)

Stolen Bases

Career

86, Donald Allen (1989-92)
84, Ben Mathews (1985-88)
68, Jay Knoblauch (1985-88)
56, Scott Johnson (1981-84)
55, Chris Boni (1992-95)
54, Jose Cruz Jr. (1993-95)
46, David Brooks (1993-95)
45, Jeff Venghaus (1994-96)
41, Jason Ogden (1990-92)
38, Brian Friday (2005-2007)

Season

33, Ben Mathews (1988)
31, Ben Mathews (1986)
29, Jose Cruz Jr. (1994)
28, Scott Johnson (1984)
25, Jay Knoblauch (1986)
24, Donald Allen (1992)
23, Donald Allen (1990)
23, Chris Boni (1994)
20, Jay Knoblauch (1988)
20, Donald Allen (1991)
20, Jason Ogden (1992)

Game

4, Jose Cruz Jr. vs. Texas Tech (May 12, 1994, at Austin)

Most Times On Base

Game (Nine-Inn.)

7, Jose Cruz Jr. vs. Texas Southern (Feb. 22, 1995, at MacGregor Park)
7, Bubba Crosby vs. McNeese State (Feb. 14, 1997)
7, Lance Berkman vs. Cincinnati (Feb. 21, 1997)
7, Rick Hague vs. California (Mar. 13, 2010)

Most Hit By Pitch

Career

63, Tyler Henley (2005-2007)
52, Aaron Luna (2006-2008)
49, Chris Kolkhorst (2002-2004)

Season

25, Chris Kolkhorst (2003)
25, Aaron Luna (2006)
22, Tyler Henley (2007)
21, Tyler Henley (2005)
20, Tyler Henley (2006)
18, Chris Kolkhorst (2004)
18, Aaron Luna (2008)
18, Keenan Cook (2014)
16, Paul Doyle (1995)
16, Lance Pendleton (2005)

Putouts

Game

23, Geoff Perrott at Hawaii (Feb. 22, 2013)
23, Connor Teykl at Houston (May 31, 2015)
22, Harold Stockbridge vs. SMU (April 30, 1948)

Passed Balls

Game

3, Jamie Cook at Arkansas (March 9, 1991)

Pitching Appearances

Career

109, Cole St. Clair (2005-2008)
92, Marc Gwyn (1997-2000)
92, Tyler Duffey, (2010-12)
91, Jesse Kurtz-Nicholl (1996-99)
88, Jeff Nichols (1997-01)
83, Matt Anderson (1995-97)
83, Stephen Bess (1996-99)
79, Kenny Baugh (1998-01)
78, Taylor Wall, (2009-12)
77, Bo Johnson (1991-94)

Season

40, David Aardsma (2003)
38, Jesse Kurtz-Nicholl (1999)
37, Cole St. Clair (2006)
36, Tyler Duffey, (2012)
34, Tony Cingrani (2011)
33, Steve Blackshear (1986)
32, Cole St.Clair (2005)
32, Bryce Cox (2006)
32, Matt Evers (2009)
32, Zech Lemond (2013)

Games Started

Career

67, Kenny Baugh (1998-2001)
66, Jeff Nichols (1997-2001)
55, Rob Howard (1988-91)
51, Mario Ramos (1997-99)
49, Darrell Richardson (1991-93)
49, Philip Humber (2002-04)
48, Allan Ramirez (1976-79)
47, Ryan Berry (2007-09)
47, Austin Kubitz (2011-13)
46, John Polasek (1987-90)
46, Joe Savery (2005-07)

Season

21, Jeff Nichols (1999)
21, Kenny Baugh (2001)
20, Mario Ramos (1999)
20, Kenny Baugh (2000)
20, Ryan Berry (2007)
19, Eddie Degerman (2006)
18, Rob Howard (1990)
18, John Polasek (1990)
18, Darrell Richardson (1992)
18, Jeff Niemann (2003)
18, Philip Humber (2003)
18, Joe Savery (2007)

Wins

Career

42, Jeff Nichols (1997-01)
41, Kenny Baugh (1998-01)
35, Philip Humber (2002-2004)
34, Mario Ramos (1997-99)
30, Matt Anderson (1995-97)
28, Jeff Niemann (2002-2004)
27, Allan Ramirez (1976-79)
27, John Polasek (1987-90)
26, Darrell Richardson (1991-93)
26, Ryan Berry (2007-2009)
26, Blake Fox (2013-current)

Season

17, Jeff Niemann (2003)
15, Jeff Nichols (1999)
13, Mario Ramos (1999)
13, Kenny Baugh (2001)
13, Steven Herce (2002)
13, Philip Humber (2004)
13, Eddie Degerman (2006)
12, Jeff Nichols (1998)
12, Mario Ramos (1998)
12, Kenny Baugh (1999)
12, Kenny Baugh (2000)
12, Jon Skaggs (2000)
12, Wade Townsend (2004)
12, Josh Geer (2005)
12, Blake Fox (2014)

Consecutive

21, Blake Fox (2013-15)
18, Jeff Niemann (2002-03)
17, Philip Humber (2002-03)



Jeff Niemann, 2002-2004

Earned Run Average

Career (100 IP)

1.91, Zech Lemond (2012-14)
2.00, Justin Crowder (2002)
2.05, Ray Hooten (1966-67)
2.05, Wade Townsend (2002-04)
2.25, Norm Charlton (1982-84)
2.33, Austin Kubitz (2011-13)
2.33, Ronnie Henson (1966-67)
2.35, Bobby Bramhall (2005-07)
2.36, David Pavlas (1981-84)
2.41, Jeff Niemann (2002-04)

Season (1 IP per team game)

0.98, Mike Pettit (1972)
1.36, Ray Hooten (1966)
1.37, Donnie Brogna (1969)
1.46, Blake Fox (2014)
1.52, Scott Wise (1970)
1.70, Jeff Niemann (2003)
1.76, Mickey Holder (1967)
1.80, John Wolda (1956)
1.81, Bill Palmer (1966)
1.82, Cole St. Clair (2006)

Innings Pitched

Career

460.0, Kenny Baugh (1998-2001)
427.1, Jeff Nichols (1997-2001)
377.0, Mario Ramos (1997-99)
353.2, Philip Humber (2002-2004)
342.0, Allan Ramirez (1976-79)
338.1, Rob Howard (1988-91)
332.1, Matt Williams (1978-81)
330.1, John Polasek (1987-90)
322.1, Marc Gwyn (1997-2000)
308.1, Ryan Berry (2008-09)

Season

154.0, Mario Ramos (1999)
141.2, Kenny Baugh (2000)
141.1, Kenny Baugh (2001)
137.2, Jeff Nichols (1999)
137.1, Jeff Niemann (2003)
130.2, Eddie Degerman (2006)
129.1, Darrell Richardson (1992)
128.0, Philip Humber (2003)
124.2, Josh Geer (2005)
123.1, Matt Williams (1981)



Kenny Baugh, 1998-2001

Game

15.0, Bobby Leggett vs. Texas (Mar. 31, 1953, at Rice)
14.0, Matt Williams at Texas (May 15-16, 1981)
9.1, Kevin McCanna vs. Old Dominion (Mar. 8, 2014, at Rice)
9.1, Austin Orewiler at Houston (May 31, 2015, at UH)

Strikeouts

Career

447, Kenny Baugh (1998-2001)
422, Philip Humber (2002-04)
418, Allan Ramirez (1976-79)
392, Jeff Nichols (1997-01)
363, Wade Townsend (2002-04)
350, Mario Ramos (1997-99)
317, Darrell Richardson (1991-93)
317, Marc Gwyn (1997-2000)
314, Eddie Degerman (2004-06)
309, Austin Kubitzka (2011-13)

Season

172, Eddie Degerman (2006)
164, Wade Townsend (2003)
163, Kenny Baugh (2001)
156, Jeff Niemann (2003)
154, Philip Humber (2004)
148, Wade Townsend (2004)
146, Mario Ramos (1999)
138, Philip Humber (2003)
134, Allan Ramirez (1976)
134, Austin Kubitzka (2013)

Game

19, John Hathorn vs. SMU (1919)
17, Philip Humber vs. Hawaii (2003)
16, John Hathorn vs. Texas A&M (1918)
16, Allan Ramirez vs. Texas (1976)
16, Eddie Degerman vs. Fresno St. (2005)

Saves

Career

27, Cole St. Clair (2005-08)
20, Matt Ditman (2013-15)
18, Zech Lemond (2012-14)
17, David Aardsma (2002-03)
14, Matt Anderson (1995-97)
14, Philip Barzilla (2000-01)
13, Jesse Kurtz-Nicholl (1996-99)
13, Wade Townsend (2002-04)
13, Tyler Duffey (2010-12)
12, Tony Cingrani (2010-11)

Season

14, Zech Lemond (2013)
12, David Aardsma (2003)
12, Tony Cingrani (2011)
11, Cole St. Clair (2006)
11, Matt Ditman (2015)
10, Philip Barzilla (2001)
9, Tim Byrdak (1994)
9, Matt Anderson (1997)
9, Cole St. Clair (2007)
9, Matt Ditman (2014)

Complete Games

Career

39, Allan Ramirez (1976-79)
25, Matt Williams (1978-81)
20, Rob Howard (1988-91)
17, David Hinnrichs (1983-84)
17, Tim Englund (1983-84)
17, John Polasek (1987-90)
17, Darrell Richardson (1991-93)
14, Pat Devine (1979-82)
14, Norm Charlton (1982-84)
14, Mike Cooper (1988-90)
14, Mario Ramos (1997-99)
14, Kenny Baugh (1998-2001)

Season

13, David Hinnrichs (1983)
11, Allan Ramirez (1976)
10, Mike Pettit (1972)
10, Allan Ramirez (1978)
10, Allan Ramirez (1979)
10, Matt Williams (1980)
10, Norm Charlton (1984)

Shutouts

Career


7, Mike Pettit (1972-74)
7, Allan Ramirez (1976-79)
4, Matt Williams (1978-81)
4, Tim Englund (1983-84)
4, Mike Cooper (1988-90)
4, Rob Howard (1988-91)
3, Rick Kelley (1980-81)
3, Pat Devine (1980-82)
3, Jim Miller (1991-94)
3, Mario Ramos (1997-99)
3, Marc Gwyn (1997-2000)
3, Kenny Baugh (1998-2001)
3, Ryan Berry (2007-09)
3, Taylor Wall (2009-12)

Season

5, Allan Ramirez (1976)
3, Mike Pettit (1972)
3, Mike Pettit (1974)
3, Pat Devine (1981)
3, Tim Englund (1983)
3, Rob Howard (1989)
3, Mike Cooper (1990)
3, Jim Miller (1992)

Rice No-Hitters

Ray Hart vs. SMU, April 18, 1931, 5-0
Chester Klaerner vs. Baylor, April 7, 1932, 4-0
Chester Klaerner vs. SMU, April, 1932, 4-0
Larry Reneau, 1972
Allan Ramirez vs. SMU, Feb. 28, 1976 (seven inn.)
David Hinnrichs vs. St. Edwards, Feb. 13, 1983
Jeff Nichols vs. Hawaii, Mar. 14, 1998



Jeff Nichols, 1997-2001

Baseball Lettermen

A

David Aardsma, 2002-03
Jerry Abernathy, 1957-58
Bob Ables, 1926-27-28
Phil Ables, 1928-29
Mitch Ackal, 1999-2000
Fisher Adams, 1922-23-24
Tony Adler, 2000
Charles Aleo, 1930
Dennis Alexander, 1970
Thomas Waybe Alexander, 1971
Donald Earl Allen, 1989-90-91-92
Danny Allnoch, 1928-29 (capt.)
Willy Amador, 2015
Boogie Anagnostou, 2010
Matt Anderson, 1995-96-97
Michael Aquino, 2011-12-13-14
Billy P. Arhos, 1955-56-57
Eric Arnold, 1999-2000-01-02
Harry Sinclair Arthur, 1937-38-39
Donald Aslaksen, 1992-93-94
Rex Graham Aten, 1914
Jesse Atkins, 1936

Charles Harold Atkinson, 1917-18
Frank Austin, 1930
Frank Azzarello, Jr., 1931-32

B

Charles E. Bailey, 1944-45
Jacob Baker, 1996-97-98-99
Josh Baker, 2003-04
Kenneth Wayne Baldwin, 1977-78-79
Roy Barnes, 1927-28-29
Quentin Barrow, 1941-42
Stephen Joseph Barta, 1975
Philip Barzilla, 2000-01
Jeremy Bates, 1997-98
Kenny Baugh, 1998-99-2000-01
R. Doyle Beard, 1950-51-52
Beissner, 1929
Bobby Bell, 2005-06, 2008
Hugh Leroy Bell, 1917-18-19
Andrew Benak, 2009, 2011-12
Justin Berg, 1996-97-98-99
Lance Berkman, 1995-96-97
Ryan Berry, 2007-08-09

Woodrow Lynn Berry, 1965-66-67
Stephen Bess, 1996-97-98-99
Wilson Torey Betts, 1914
Jason Bigelow, 1999
Kenneth Noble Bigham, 1984
Brent Binder, 1991-92-93
Charles W. Bishop, 1946-47-48-49
Jeff Blackinton, 2001-02-03
Steven Brake Blackshear, 1984-85-86
Jason Blackwell, 1996
Dan Edgar Bloxsom, 1924-25-26
George Bloxsom, 1927-28
Leslie William Blume, 1960-61-62
Richard Allen Blume, 1964-65
Jay Bluthardt, 1982-83
Bobitt, 1928
Fred Charles Boettcher, 1922-23-24
Walter Bolton, 1941 (mgr.)
Chris Boni, 1992-93-94-95
Jesse LaFayette Bonner, 1917
Brian Bormaster, 2001
Borschow, 1927
Bryan Robert Boyne, 1972-74-75
Chester Eaves Bradley, 1922

Max Bradley, 1917
Bobby Bramhall, 2005-06-07
Carmen Brandon, 1936
William Brandon, 1936
Jeff Brannen, 1993-94
James E. Briggs, 1956-57
James H. Brock, 1958-59-60
Sean Broderick, 1986-87-88-89
Donald Louis Brogna, 1969-70-71-72
David Brooks, 1993-94-95
Allen Brown, 1993-94-95-96
A. Hunter Brown, 2001-02
G. Hunter Brown, 1998-99
Tom Brown, 1969
Daniel Ray Bruffy, Jr., 1990
Bob Brumley, 1940-41
Bobby Bryan, 2000-01-02
Dane Bubela, 2002-03
Greg Buchanan, 2005-06
Douglas Alden Bucholz, 1930
Vince Buckley, 1943, 1947
Steve Buckley, 1975-76-77
JessBuenger, 2007-08-09
Chris Buley, 1988-89

Simon Milford Bunn, 1959
Randy Burchfield, 1970-71
Steve Burgess, 1989-90-91-92
Bob Burnell, 1976-77-78-79
Bobby Burns, 1956-57-58
Frederick Clifford Burns, 1957-58-59
Lawrence Oris Butler, 1917
John Buvens, 1942
Leon Byrd, 2013-14-15
Tim Byrdak, 1994

C

Cramer Clarke Cabaness, 1914-15
Earle Caine, 1914
Robert Bruce Callender, 1944
Greg Campbell, 1988-89
Jim Carroll, 1930
Frank Carswell, 1939-40-41 (capt.)
Lindsay E. Cary, 1947-48
Joseph Cathey, 1995-96-97
Matt Cavanaugh, 2003-04
Frank A. Cebello, Jr., 1978-79
John Cegelski, 1985-86
Herbert F. Chabysek, Jr., 1954-55-56

Richard Olney Chandler, 1915-16-17
Ryan Chandler, 2015
J.T. Chargois, 2010-11-12
Craig Charlton, 1989-90-91
Norm Charlton, 1982-83-84
Hollis D. Chatham, 1951
Jason Choate, 1992-93
John H. Churchill, 1949-50
Tony Cingrani, 2010-11
Marcus Rand Clark, 1975
Wallace Clyce, 1915-16 (capt.)
Bartlett E. Coan, 1915
Walter Leslie Coleman, 1922
Carlo Collura, 1942
O.L. Colley, 1942
Patrick Dennis Combs, 1986
Jimmy Comerota, 2007-08-09-10
Ralph Andrew Cooley, 1976-77
Jamie Cook, 1990-91
Keenan Cook, 2011-12-13-14
Daniel Cooper, 2006
Mike Cooper, 1988-89
Billy Costa, 1967-68-69
Don Costa, 1953
Phil Costa, 1941-46-47
Phil Costa, Jr., 1974-75

Bryce Cox, 2005-06
LaVon Cox, 1953-54
LaDon Cox, 1953-54-55
Paul Creegan, 1946
Bubba Crosby, 1996-97-98
Craig Crow, 2006
Justin Crowder, 2002
Enrique Cruz, 2001-02-03
Jose L. Cruz Jr., 1993-94-95
Robert Emmett Cummings, 1914
Matt Cunningham, 2001
Zane Curry, 1998-99

D

Lawrence DaCamara, 1927-28-29
Shirley DaCamara, 1926-27
Austin Davis, 2001-02-03-04
George Courtney Davis, 1969-70-71
Dana Davis, 1993-94-95-96
Parke Davis II, 1951-52-53
Walter H. Deakin, Jr., 1950-51-52
Nick DeBiasse, 2008
Eddie Degerman, 2004-05-06
Robert deLeeuw, 1977-78
David J. Devine, 1950-51-52
David J. Devine, Jr., 1978-79

Patrick Devine, 1980-81-82
Antonio DiGesualdo, 1989-90-91-92
Paul Dishman, 1986-87
Bob Dickinson, 1930
Frank Dishongh, 1979-80-81
Matt Ditman, 2013-14-15
Virgin Dixon, 1931-32
Jordan Dodson, 2005-06-07-08
Bill Don Donaldson, 1959-60-61
Brooks Donner, 1992-93
Paul Doyle, 1993-94-95-96
Ronald L. Dreyer, 1961
W.E. Dryden, 1944
Harry Duffey, 1991-92
Tyler Duffey, 2010-11-12
Allen Keton Dunkerly, 1922
Jon Duplantier, 2014
Lyndon Duplessis, 2004-05-06
Raymond Dupree, 1936
Greg Duran, 1990-91
Clinton Henry Dutton, 1922-23
Eddie Dyer, 1921-22-23 (capt.)

E

Rochester R. Eaton, Jr., 1936
David Edwards, 1980-81-82-83

Roger J. Edwards, 1951
Bobby Eggleston, 1982-83-84-85
Jerome Robert Egstein, 1958-59
John Eierman, 1989-90-91
Virgil Eikenberg, 1943
William Albert Eiland, 1965-66
Bert Emanuel, 1992-93
Matt Emerson, 2003
James Ray Emmons, 1975-77
Henry G. Enck, 1930-31-32
Tim Englund, 1983-84
Skyler Ewing, 2012-13-14
David Evans, 1981-83-84-85
Matt Evers, 2008-09-10

F

Jeremy Fant, 2010-11, 2013
Louis Lee Farr, 1914
Mark Farrar, 1981-82
Anthony Fazio, 2010-11
Robert R. Feldman, 1945-46
Leroy Fenstermaker, 1953-56
Paul Franklin Ferguson, Jr., 1979
Chad Feris, 1994-95
Chris Feris, 1988-89-90-91
John I. Finch, 1949-50

Lewis Dallam Fisher, 1925-26
Billy Fleming, 1969
Will Fletcher, 1994-95-96
Richard R. Floyd, 1953-54-55
James H. Foerster, 1953-56
Kenny Ford, 2006
Will Ford, 1996-97-99
Josh Forester, 2004
Kyle Forrest, 2006
Floyd Festus Fouts, 1916
Blake Fox, 2013-14-15
Curtis Fox, 1982-83-84-85
Edward Fox, 1926
Jim Fox, 1960-61-62
John J. Fox, 1936-37
Matt Fox, 1998-99-2000-01
Mike Fox, 1982-83-84-85
Bryan Foxx, 1982-83-84-85
Johnnie Frankie, 1936-37
Brian Friday, 2005-06-07
Steve Fry, 1975-76-77-78
Bill Frazier, 1953
Michael Fuda, 09-10-11-12
Brandon Fuller, 1996
Glen Fuller, 1948-49
Dick Fuqua, 1968-69-70
Herbert Furman, 1929

G

Taji Garcia, 1989-90-91
 Oliver Garnett, 1913-15
 Jared Gayhart, 2007-08
 Josh Geer, 2005
 Bubba Gentry, 2001-02
 Frank Gerlack, 1921
 Ben Gerland, 1939-40-41
 Gus Geyer, 1930-31
 Phillip Ghutzman, 2000-01
 Todd Gibson, 1988-89
 Vernon Glass, 1949-50-51
 Kennedy Glasscock, 1990-91-92-93
 William L. Golibart, 1950-51-52
 Abe Gonzales, 2008-09-10-11
 Jonathan Gonzalez, 2000-01
 Osiris Gonzalez, 1998
 Daniel Gonzales-Luna, 2009-10-11-12
 Placido Gomez, 1941
 James Buford Goodwin, 1916
 Dan Wallace Goyen, Jr., 1977-80
 Michael Grace, 1986-87-88-89
 Eric Graff, 1985-86-87
 Ian Graham, 1995
 Richard Grant, 1927-28
 Jason Gray, 1999-2000

Tristan Gray, 2015
 Albert John Grazioli, Jr., 1976
 Lee Hardy Gripon, 1916
 William V. Grisham, 1944
 Steve Grossman, 1976-77-78
 Kyle Gunderson, 2004-05-06-07
 Bobby Gunn, 1946, 1950
 Marc Gwyn, 1997-98-99-2000

H

Richard Hairston, 1986-87
 Rick Hague, 2008-09-10
 Adam Hale, 2004-05
 John Hale, 2008
 Billy Hale, 1962-63-64
 William Hall, 1924-25-26 (capt.)
 Patrick Hallmark, 1995
 Darrel Halloran, 1968-71 (capt.)
 Derek Hamilton, 2011
 Lee Hammett, 1931
 Larry Hardy, 1975-76-77
 Kenner Harlan, 1920-21-22
 Fritz Hart, 1930
 Raymond Hart, 1930-31
 Alvin Hartman, 1960-61
 Zack Harwood, 2008-09

John Hathorn, 1915-16-17-18
 Mark Haynes, 2008-09-10
 Jeff Hays, 1975-76-77-78
 Gilbert Heidler, 1937-38-39
 Howard Heigel, 1939-40
 John Helton, 1938-39
 Bruce Henley, 1972-73
 Tyler Henley, 2005-06-07
 Ron Hensen, 1966-67
 Adam Herndon, 1994-95-96-97
 Steven Herce, 2000-01-02-03
 Thomas Heywood, 1917-20 (capt.)
 Milton Scott Heywood, 1920-21-22
 Jim Hicks, 1995
 Robert Hill, 1925
 Jon Hillis, 1993
 David Hilton, 1969-70
 David Hinnrichs, 1983-84
 Stan Hinson, 1977-78
 Sean Hirsch, 2003-04
 Charles Hodge, 1975-76
 Kevin Hodge, 1998
 Leland Allen Hodges, 1917-18
 Derek Hoelscher, 1982-83-84-85
 Shane Hoelscher, 2011-12-13-14
 Michael Holder, 1965-67

Steve Holder, 1970-71
 Tim Holder, 1974-75-76
 Hugo Hollas, 1966-67-68
 Damon Hollingsworth, 1946
 Brock Holt, 2009
 Ed Holub, 1985-86
 David Hooten, 1966-67
 Thomas Hopkins III, 1944, 1949
 Mike Horn, 1979-80-81-82
 David Houser, 1976
 Rob Howard, 1988-89-90-91
 Scott Huffman, 2001
 James Hughes, 1921-24 (capt.)
 Philip Humber, 2002-03-04
 Henry Hurley, Jr., 1936-37-38
 Robert M. Hutchinson, 1944

I

Nick Iovacchini, 1998-99
 Johnny Ray Isgitt, Jr., 1979-80

J

Thomas Hardy Jackson, 1917
 Billy Jacobson, 2001
 John Joseph Jacobson, 1972-73

L.J. Jammett, 1932
 Ernest Anton Janik, Jr., 1974-75
 Paul Janish, 2002-03-04
 Alfred F. Jockec, 1953-54
 Kevin Johnson, 1992
 Henry Claude Johnson, 1979-82
 Ronald Baxter Johnson, 1991-92-93-94
 Scott Johnson, 1981-82-83-84
 Chris Jones, 1988-89-90-91
 E.R. Jones, 1932
 Ralph Jones, 1930-31
 Jeff Jorgensen, 2003
 Kevin Joseph, 1995-96-97
 George Journeay, 1914-15
 Russell Judd, 1964

K

Kemper Kaiser, 1939-40-41
 Sheldon Kaufman, 1970-71-72
 John Kaye, 2000
 Cecil Keith, 1930 (capt.)
 Chris Kelley, 2007-08
 Mike Kelley, 1938
 Richard Kelley, 1980-81
 Don Kennedy, 1941
 Robert Kennedy, 1950-51

Randy Kerbow, 1961-62-63
James Edward King, 1963-64
Reginal Augustus Kinnear, 1922
Donald Ray Kirks, 1962-63-64
Chester Klaerner, 1931-32
Rob Kligman, 1997
"Heavy" Knippel, 1928
Jay Knoblauch, 1985-86-87-88
Melton Koch, 1931-32
Chris Kolkhorst, 2002-03-04
Kent Koppa, 1984-85
Hunter Kopycinski, 2013-14-15
Brad Kottman, 2012
Richard Kristinik, 1959-60-61
Paul Kupce, 1952 (mgr.)
Jesse Kurtz-Nicholl, 1996-97-98-99
Austin Kubitzka, 2011-12-13
Lee Jason Kushner, 1990-91

L
Robert Lloyd Lamb, 1924
Randy Joe Lambrecht, 1974-75-76
Matt Langwell, 2007-08
Jacques Landry, 1995-96
Tom Lasater, 1972
Ernie Laurence, 1938-39

Kenneth Lee, 1930-31-32 (capt.)
Richard Leeder, Jr., 1950-51
Robert L. Leggett, 1952-53-54
Danny Lehmann, 2005-06-07
Donald Leigh, 1940-41-42
Chad Lembeck, 2006-07
Zech Lemond, 2012-13-14
James Allen Levering, 1966-67-68
A.W. Lewis, 1931
Donald Grady Lewis, 1977-78-79-80
Grayson Lewis, 2015
Ryan Lewis, 2009, 2011-12
Bobby Lively, 1959-60-61
Jim Locke, 1923-24-25
Harris Lodge, 1936
Scott Lonergan, 2007
Don Brooks Longcope, 1963-64
Ralph Dunning Longly, 1915-16
Matt Lorenz, 1995-96-97
Mike Lorsbach, 2001-02
John E. Ludwig, 1955-56
Lucas Luetge, 2008
Mark Edward Luetge, 1980-81
John Lukin, 1999-2000
Aaron Luna, 2006-07-08

M
Anthony Macaluso, 1946-48
Mike Macha, 1974-75-76
Mark Machalec, 1981-82-83-84
James Madrid, 1992-93-94
Arthur Eugene Maguire, 1972
Mike Majors, 1989-1990
Tom Malek, 1985-86-87
Frankie B. Mandola, 1967-68-69
Craig Manuel, 2009-10-11-12
Anthony Richard Maresca, 1971
H.D. Marsters, 1952
Nick Martin, 2001
A.J. Martinkue, 1932
Connor Mason, 2013
Colin Mathney, 2003-04
Ben Mathews, 1985-86-87-88
Ryan Mathews, 1997
Harold Mathewson, 1919-20-21
Allen Matthews, 1985-86-87
Michael Maxwell, 1977-78-79
Sam May, 1936
Gordon Disney Mayo, 1914
John McAfee, 1992
Kevin McCanna, 2013-14-15
Ryan McCarthy, 2013-14-15

John McCauley, 1936
Brooks McClain, 1993-94
Morris McClelland, 1961-62-63
Will McDaniel, 2005-06-07-08
Jason McDonald, 1998
John McDonald, 1942-43
Chase McDowell, 2010-11-12-13-14
Tim McDowell, 1987
George McElree, 1945 (mgr.)
John William McFarland, 1959-60-61
Rob McGarr, 1989
Mike McGee, 1978-79-80-81
Frank McKeown, 1962-63
Tim McLaughlin, 1994-95-96-97
Holt McNair, 2010-11-12-13-14
Floyd Mechler, 1937-38-39
Palmer Melton, 1922-23-24
Derek Michaelis, 1998-99-2000
Jimmy Michalek, 1978-79-80
Carl Mikeska, 1982-83-84-85
Shawn Mikeska, 1985-86
Jim Miller, 1991-92-93-94
Alexander Mitchell, 1957-58-59
Ed Mitchell, 1939
Robert E. Miville, 1946 (mgr.)
Matt Moake, 2004-05

Alvin S. Moody, 1932
Paul Moomaw, 1986
W.C. Moore, 1939
George Oliver Morgan, 1924
Worster Miles Morgan, 1937
W.O. Morgan, 1930
Adam Morris, 2004-05
Robert C. Moy, 1959-60
Chad Mazingo, 2008-09-10
Bobby Muraro, 1997
C. Edwin Murphey, 1944-45
Andrew Murphy, 2012-13-14
Rodney Bruce Murray, 1957-58-59
Dane Myers, 2015
Derek Myers, 2005-06-07-08

N
Gerald Wayne Naccarato, 1971-72
Marcus Nalepa, 1992-93
Paul Nash, 1926
Paul Edward Nash, 1918-20 (capt.)
Anthony L. Navarro, 1955
Franklin Navarro, 1942
Charles E. Nelson, 1948-49
Spencer Nemer, 1998-99

Joe C. Newbill, 1948-50
Jeff Nichols, 1997-98-99-2001
John Nicholson, 1965-66-67
Jeff Niemann, 2002-03-04
Isamu Nigro, 2000-01
John Nisbet, 1953
Robert James Nitsche, 1965-66
Grover C. Noonan, 1944-47
Ted Nowak, 1971-72-73-74

O

John Ofield, 1983-84
Todd Ogden, 1985-86-87
Jason Ogden, 1990-91-92
Mike Ojala, 2007-08-09-10
Richard O'Keefe, 1978-79-80-81
Shawn Onley, 1996
Austin Orewiler, 2014-15
Glenn Otto, 2015
Eddie Otwelle, 1969-70-71
David Ownby, 1968-69-70 (capt.)

P

J.P. Padron, 2007-08
Billy Ray Palmer, 1965-66-67
Chester Palmer, 1940-41-42



Leonard Parker, 1936
Mike Patrick, 1985
David Pavlas, 1982-83-84
Truitt Peachy, 1948-50
Tyler Pearson, 2011
Ben-Forrest Perdue, 1958-59
James Pendaris, 1942
Lance Pendleton, 2003-04-05
Garrett Pennington, 2004
Ronnie Peoples, 1981-82-83
Fred Pepper, 1940-41
Jason Thorpe Perlioni, 1991
Geoff Perrott, 2010-11-12-13
Kurt Pessa, 2005-2006
Dave Peterson, 2009
David Ludlow Pettit, 1969-70-71-72
Michael Steven Pettit, 1971-72-73
Josh Pettitte, 2015
John Plumbley, 1943-47-48
Thomas Lynn Poindexter, 1978-79
John Polasek, 1987-88-89-90
Charles Oscar Pollard, 1924
Louis Pontello, 1936
John Pope, 1988-89
A.J. Porfrio, 2001-02
Robert Lyn Potter, 1971-72-73

James Putnam Potts, 1917
Keltys Powell, 1945-46-47
Richard Preng, 1977-78-79-80
Byran Price, 2006-07-08
Rex G. Procter, 1949-50-51

Q

Mark Quinn, 1994-95

R

Arthur Rabeau, 1984-85 (mgr.)
Joe Racina, 1989-90-91-92
Lee A. Raesner, 1960-62-63
Steve Ramharter, 1988, 1990
Allen Ramirez, 1976-77-78-79
Marcos Ramos, 2002
Mario Ramos, 1997-98-99
Jeremy Rathjen, 2009-10-11-12
Michael Ratterree, 2010-11-12-13
Robert Ray, 1925-26
Travis Reagan, 2004-05-06-07
Mathew Reckling, 2009-10-11-12
Tommy Reckling, 1952-53-54
Gerald Douglas Reed, 1967-68-69
John Clay Reeves, 2014-15

Clay Reichenbach, 2004-05
Ernest F. Reininger, 1948-49
John Richard Reitz, 1964-65-66
Anthony Rendon, 2009-10-11
Larry Reneau, 1973-74-75
Scott Rennie, 1995
Roland E. Rentz, 1952
Carl Reynolds, 1954-55-56
Bart Francis Rice, 1964-65
Jason Richards, 1996-97-98
D. Richardson, 1932
Darrell Richardson, 1991-92-93
Chris Robertson, 1988-89
Merritt Robinson, 1988-89-90
Mike Rochard, 1988-89-90-91
Adam Rodgers, 2004-05
John Rodgers, 1992-93
Josh Rodriguez, 2004-05-06
Jared Rogers, 2009-10
Jordan Rogers, 2008-09
Jesse Roman, 2000-01
Andy Rooker, 1965-66-67
Mark Rooker, 1971-74
Justin Ruchti, 2002-03
Jonathan Runnels, 2007-08
Chris Russ, 1980-81

T.N. Russell, 1930-32 (capt.)
Evan Rutter, 2012-13-14

S

William Sadler, 1936
Jake Sahuele, 1938-39
Ricardo Salinas, 2015
Xavier Sandoval, 1990-91-92
J.J. Savarino, 1995-96-97-98
Joe Savery, 2005-06-07
Kenneth Schoppe, 1961-62-63
Gene David Schroeder, 1966
Charles John Schuehle, 1937
Kyle Schultz, 1988-89-90
K. Scott, 1932
Sam Scott, 2000
W.F. Scruggs, 1943-44
William Wesley Seale, 1936-37-38
Edward Sears, 1936
Diego Seastrunk, 2007-08-09-10
Bert Selman, 1942
Jeff Shaddix, 1995-96
William Sheehan, 1942
Len Shelby, 1970-71-72
Robert Sheridan, 1953
Francis J. Shirocky, 1947 (capt.)

Doug Simmons, 2008-09-10-11
John Simms, 2011-12-13
Shiblee Simuel Simon, 1973-74-75
Jay P. Simpson, 1945
Jerry Sims, 1956-57-58
John Carlton Sims, 1962-63
Vincent Sini, 2002-03
Drew Skaggs, 2000-01-02
Jon Skaggs, 1998-99-2000-01
Tommy Smart, 1974-75-76
Brett Smith, 1999-2000
Brian Smith, 2014
Caleb Smith, 2014
Jonathan Smith, 2000
Paul Smith, 1930
Austin Solecitto, 2015
F.F. Somner, 1947
Ken Sorenson, 1986-87
Randy Louis Spardella, 1975
Tex Spear, 1964-65
Tony Spears, 1991-92
Tommy Speck, 1968-69
Jayme Sperring, 2000
Trey Sperring, 2006
J. Browder Spiller, 1913
Don Spivey, 1982-83

Jerrold Springer, 1958-59-60
Tyler Spurlin, 2010-11-13
Charles S. Squyres, 1932
Ford Stainback, 2012-13-14-15
Norman Stallings, 1958-59
William Standish, 1913-15
Craig Stansberry, 2003
Sam A. Staples, 1956-57
Cole St.Clair, 2005-06-07-08
Jack Steele, 1936
Frank Steen, 1937-38
Robert J. Stegeneier, 1954-55
Jordan Stephens, 2012-13-14-15
John Murry Stephenson, Jr., 1961-62
Douglas Joseph Stevenson, 1922
Harold Stockbridge, 1946-47-48
Ricky Strebeck, 1986-87-88
Christian Stringer, 2012-13
Philip Strohbehn, 1988
Steven Sultzbaugh, 2009-10
Charles Yancey Swartz, 1923-24-25

T

Ryne Tacker, 2005-07
Chad Tatum, 2015
Chase Taylor, 2006

Kirby Taylor, 2013-14-15
Mark Taylor, 1993-1994-95-96
Emil D. Tejml, 1955-56-57
William Telschow, 1941
Vernon Temple, 1970-72-73
Peter Terrana, 1997-98-99
F. Terrenella, 1932
Tracy T. Terry, 1973-74
Connor Teykl, 2013-14-15
Trevor Teykl, 2014-15
Damon Thames, 1998-99
T. DeWitt Thomas, 1919
Jim Thompson, 1983-84-85
Leonard Thompson, 1948
Joel Ray Tigett, 1962-63-64
Paul Timme, 1959-60
Cliff Tolle, 1927-28-29 (capt.)
Jeff Tousa, 1984-85
Wade Townsend, 2002-03-04
Adam Traweek, 2006
William C. Treschwig, 1932
Byron Tribe, 1994
Philip Tribe, 2001-02
William C. Trotter, 1954-55
Chris Tucker, 1985-86-87
Steve Turner, 1987-88-89

Lee Tynes, 1936-37

U

Matt Ueckert, 2003-04
Wash Underwood, 1926-27-28

V

Paul R. Vahldiek, 1948-49
Griff Vance, 1917
Velton Lee Vanderford III, 1979
Glenn Van Dusen, 1944
Tim Vannaman, 1986-87-88
Jerry Van Noy, 1998-99-2000
Jeff Venghaus, 1994-95-96
Tommy Vickers, 1936-37-38
Charles A. Vilbig, 1919
Ernest Vogt, 1941
Edward Vogt, 1942

W

"Hans" Wagner, 1951-52
Ronnie Waldo, 1964-65-66
Henry Donald Walker, 1922-23
Taylor Wall, 2009-10-11-12

John Wallace, 1936
Donzel Waller, 1936
John William Waltrip, Jr., 1920
Charlie Warren, 2014-15
William Alphas Waters, 1921-22-23
Doug Watson, 1978-79-81-82
Chuck Weese, 1987-88
Clinton Welch, 1981-82-83
Dustin Wernecke, 2001
Gary Wade West, 1960-61-62
Claude W. White, 1956-57-58
Ronald White, 1967-68-69 (capt.)
John William Whitesides, 1916
I. Marion Wilford, 1924-25-26
G.E. Wilkin, 1944-45
John Wilkins, 1963-64
Robert S. Willard, 1945-47-48-49
Bob Williams, 1936
Bobby Williams, 1957
Charles Williams, 1997-98-99
Julian Williams, 1932
Matt Williams, 1978-79-80-81
Robert Parks Williams, 1921
John Williamson, 2014-15
Matt Williamson, 1993-94
Mike Wilson, 1992-93-94-95

Steve Wilson, 1975-76-77
Scott Wise, 1968-69-70-71
John Wissinger, 1936-38
Harry Witt, 1936
William W. Witt, 1951-52-53
Arthur Wittman, 1930
John Wolda, 1954-55-56
Joseph Wood, 1939
William Wood, 1939
Jim Woodruff, 1967
George Woods, 1925-26
Hugh Woolever, 1987-88-89
Clinton H. Wooten, 1913-14-15
Russell Wright, 1985
Travis Wright, 2009
William D. Wright, 1949-50-51
Dane Wunderlich, 2014-15
Joe Wylie, 1952-53-54

Y

James O. Younts, 1932

Z

Adam Zornes, 2006-07-08
Joe Zylka, 1971-72-73-74

Honors & Awards

College Baseball Hall of Fame

2012 — Wayne Graham, coach
2015 — Lance Berkman, 1b/of

National Player of the Year

1997 — Lance Berkman, 1b (NCBWA)
1998 — Damon Thames, ss (ABCA)
1999 — Mario Ramos, p (CBI pitcher of the year)
2002 — Philip Humber, p; Vincent Sinisi, 1b (co-freshmen of the year)
2003 — Jeff Niemann, p (CBI.com)
2005 — Joe Savery, p/1b (freshman of the year)
2007 — Ryan Berry, p (freshman pitcher of the year)
2009 — Anthony Rendon, 3b (freshman of the year)
2010 — Anthony Rendon, 3b (ABCA, Baseball America, NCBWA, Rawlings Sporting Goods)

Bob Quin Award

(Presented to the top male student-athlete at Rice University since 1931.)

1970 — Dick Fuqua
1983 — David Edwards
2008 — Cole St. Clair
2014 — Andrew Murphy



Bubba Crosby

Bubba Crosby was inducted into the Rice Athletics Hall of Fame in 2015.

Rice Athletics Hall of Fame

1970 — Tony Bell '19 (1970); Eddie Dyer '22; Wash "Little Heavy" Underwood '27
1972 — Leslie Coleman '23; Frank Carswell '41
1973 — Peg Melton '24
1974 — Chester Klaerner '33; Tally Eaton '36
1978 — Cecil Grigg, Austin College '17, coach
1982 — Jerry Sims '58
1983 — Grandpa Wood '27
1984 — Richard Kristinik '61
1985 — Jim Fox '62
1989 — Allan Ramirez '79
1990 — Norm Charlton '86
1999 — Jay Knoblauch '88
2003 — Jose Cruz Jr. '96
2005 — Lance Berkman '98
2007 — Mark Quinn '95
2009 — Damon Thames '99
2011 — Kenny Baugh '01
2013 — Rice Baseball National Champions '03
2015 — Bubba Crosby '98



Rice's Anthony Rendon - 2010 Howser Trophy Award as the National Player of the Year

Wayne Graham, Anthony Rendon, Jana Howser (College Baseball Foundation), Dr. Eddy Furniss (1998 Howser Trophy winner).

The Howser Trophy

2010 — Anthony Rendon, 3B (national college player of the year)

Senior CLASS Award

2008 — Cole St.Clair, p (nation's outstanding senior student-athlete)

All-America

- 1932 — Chester Klaener, p
- 1961 — Richard Kristinik, if (third team)
- 1973 — Len Shelby, c
- 1987 — Jay Knoblauch, of
- 1993 — Jose Cruz Jr., of
- 1994 — Jose Cruz Jr., of
- 1995 — Jose Cruz Jr., of; Mark Quinn, 3b-dh
- 1996 — Lance Berkman, 1b
- 1997 — Lance Berkman, 1b; Matt Anderson, p; Bubba Crosby, of (second team); Jeff Nichols, p (freshman); Mario Ramos, p (freshman, second team)
- 1998 — Damon Thames, ss; Bubba Crosby, of; Mario Ramos, p (third team)
- 1999 — Kenny Baugh, p (third team); Will Ford, of (third team); Jesse Kurtz-Nicholl, p (third team); Mario Ramos, p; Damon Thames, ss
- 2000 — Kenny Baugh, p (second team); Eric Arnold, ss (third team)
- 2001 — Kenny Baugh, p (second team)
- 2002 — Steven Herce, p (third team); Philip Humber, p (second team; freshman, first team); Vincent Sinisi, 1b (second team; freshman, first team)
- 2003 — Jeff Niemann, p (first team); Wade Townsend, p (first team); Enrique Cruz, 2b (third team); Philip Humber, p (third team);



Jose Cruz, Jr.

Three-time All-America Jose Cruz, Jr. helped the Owls get up and running.

2004 — Philip Humber, p (first team); Jeff Niemann, p (honorable mention); Wade Townsend, p (first team)
2005 — Joe Savery, util. (second team); Josh Rodriguez, 3b (third team); Bobby Bell, p (freshman); Tyler Henley, of (freshman); Cole St.Clair, p (freshman);
2006 — Eddie Degerman, p (first team); Brian Friday, ss (first team); Cole St.Clair, p (first team); Josh Rodriguez, 3b (third team); Aaron Luna, of (freshman)
2007 — Joe Savery, p (first team); Ryan Berry, p (second team/freshman); Bobby Bramhall, p (second team); Aaron Luna, of (third team); Ryne Tacker, p (third team); Diego Seastrunk (freshman);
2008 — Cole St.Clair, p (third team); Rick Hague (freshman); Matt Evers (freshman);
2009 — Anthony Rendon, 3b (first team); Ryan Berry, p (first team); Taylor Wall, p (third team freshman);
2010 — Anthony Rendon, 3b (first team); Michael Ratterree, if (freshman)
2011 — Anthony Rendon, dh (second team); Austin Kubitz, p (freshman first team)
2012 — Matthew Reckling, p (second team); J.T. Chargois, util. (third team)
2013 — Austin Kubitz, p (third team); Zech Lemond, rp (third team); Blake Fox, rp (freshman)
2014 — Blake Fox, p (first team); Shane Hoelscher (third team)
2015 — John Clay Reeves, dh (third team); Ryan Chandler (freshman)

Academic All-America of the Year

2004 — Wade Townsend, p

CoSIDA Academic All-America

1982 — David Edwards, 1b (third team)
1983 — David Edwards, 1b (third team)
1987 — Ben Matthews, 2b (second team)
1988 — Ben Matthews, 2b (second team)
1991 — Jason Ogden, of (third team)
1999 — Mario Ramos p (third team)
2003 — Jeff Blackinton, c (third team); Vincent Sinisi, 1b (third team); Wade Townsend, p (second team)
2004 — Chris Kolkhorst, of (third team); Wade Townsend, p (first team/academic all-America of the year)
2006 — Eddie Degerman, p (first team)
2007 — Ryne Tacker, p (second team); Brian Friday, ss (third team);

CoSIDA Academic All-District

1983 — David Edwards, 1b
1987 — Ben Matthews, 2b
1988 — Ben Matthews, 2b
1990 — Steve Ramharter, 1b-p
1991 — Jason Ogden, of
1992 — Jason Ogden, of

1992 — Antonio DiGesualdo, if
1993 — Chris Boni, 2b
1994 — Chris Boni, 2b
1999 — Mario Ramos, p
2000 — John Lukin, c; Brett Smith, 2b
2002 — Hunter Brown, 3b; Steven Herce, p; A.J. Porfirio, of
2003 — David Aardsma, p; Jeff Blackinton, c; Enrique Cruz, 2b; Vincent Sinisi, 1b; Wade Townsend, p
2004 — Chris Kolkhorst, of; Wade Townsend, p
2006 — Eddie Degerman, p; Craig Crow, p; Brian Friday, ss; Tyler Henley, of; Joe Savery, p/1b
2007 — Ryne Tacker, p; Brian Friday, ss; Danny Lehmann, c;
2008 — Chris Kelley, p; Cole St.Clair, p; Jimmy Comerota, 2b;
2010 — Jeremy Rathjen, of; Jimmy Comerota, 1b;
2011 — Michael Ratterree, 2b;
2012 — Jeremy Rathjen, of;
2015 — Kirby Taylor, of;

C-USA Spirit of Service

2009 — Jimmy Comerota, 2b
2012 — Andrew Murphy, c
2014 — Andrew Murphy, c

Rice Athletics Freshman of the Year

2009 — Anthony Rendon, 3b

All-College World Series

2003 — Enrique Cruz, 2b; Chris Kolkhorst, of; Jeff Niemann, p
2007 — Diego Seastrunk, 3b;

All-NCAA Regional

1995 (South at Baton Rouge, La.) — Jose Cruz Jr., of; Jacques Landry, 3b; Mark Quinn, dh
1996 (Midwest at Wichita, Kan.) — Lance Berkman, 1b; Jason Richards, 2b; Jeff Venghaus, of; Tim McLaughlin, c
1997 (Central at Lubbock) — **Lance Berkman**, 1b (most outstanding player); Stephen Bess, p; Bubba Crosby, of; Jason Richards, 2b; Justin Berg, dh
1998 (Central at College Station) — Jason Richards, 2b; Justin Berg, dh
1999 (at Lubbock) — Jacob Baker, 1b; Kenny Baugh, p; **Will Ford**, of (most outstanding player); Mario Ramos, p; Damon Thames, ss; Charles Williams, of
2000 (at Cougar Field) — Mitch Ackal, of; Kenny Baugh, p; John Lukin, c; Jesse Roman, dh; Brett Smith, 2b
2001 (at Reckling Park) — Eric Arnold, ss; Kenny Baugh, p; Hunter Brown, 3b; Austin Davis, of;

Phillip Ghutzman, dh; A.J. Porfrio, of; **Jesse Roman**, 1b (most outstanding player)
2002 (at Reckling Park) — Eric Arnold, 2b; Hunter Brown, 3b; Justin Crowder, p; Austin Davis, of; Chris Kolkhorst, of; **Vincent Sinisi**, 1b (most outstanding player)
2003 (at Reckling Park) — Paul Janish, ss; **Chris Kolkhorst**, of (most outstanding player); Jeff Niemann, p; Vincent Sinisi, 1b; Craig Stansberry, 3b; Wade Townsend, p
2004 (at Reckling Park) — Adam Hale, of; Travis Reagan, c; Adam Rodgers, 1b
2005 (at Baton Rouge) — Jordan Dodson, 1b; Josh Geer, p; Lance Pendleton, of; Josh Rodriguez, ss; Joe Savery, p
2006 (at Reckling Park) — **Eddie Degerman**, p (most outstanding player); Jordan Dodson, of; Tyler Henley, of; Josh Rodriguez, 3b; Joe Savery, p/1b
2007 (at Reckling Park) — **Joe Savery**, p (most outstanding player); Tyler Henley, of; Jared Gayhart, of; Danny Lehmann, c, Matt Langwell, p
2008 (at Reckling Park) — Adam Zornes, c; J.P. Padron, 1b; Jimmy Comerota, 2b; Rick Hague, ss, Chad Mozingo, of

2009 (at Reckling Park) — **Taylor Wall**, p (most outstanding player); Diego Seastrunk, c; Brock Holt, 2b; Anthony Rendon, 3b; Steven Sultzbaugh, of
2010 (at Austin) — **Anthony Rendon**, 3b (most outstanding player); Michael Fuda, of; Chad Mozingo, of
2011 (at Reckling Park) — Anthony Rendon, DH
2012 (at Reckling Park) — Austin Kubitzka, p
2013 (at Eugene, Ore.) — **Jordan Stephens**, p (most outstanding player); Leon Byrd, of; Shane Hoelscher, 3b; Ford Stainback, ss; Christian Stringer, 2b;
2014 (at Reckling Park) — Skyler Ewing, 1b; Shane Hoelscher, 3b;
2015 (at Cougar Field) — Ford Stainback, 2b; Ryan Chandler, of;

All-Conference swc

1922 — Eddie Dyer, p; Peg Melton, p
1923 — Peg Melton, p
1925 — George Woods, p
1926 — George Woods, p
1929 — Frank Austin, ss; Danny Allnoch, c
1930 — Dick Dickinson, cf; Ray Hart, p
1931 — Ray Hart, p

1932 — C.F. Klearner, p; E.R. Jones, 1b; K. Scott, 3b
1936 — Henry Hurley, rf
1937 — Henry Hurley, rf
1941 — Kemper Kaiser, 1b; Fred Barrow, c
1943 — Virgil Eikenberg, 2b
1944 — Bill Scruggs, 2b; Bill Wilkin, rf; Woodrow Dryden, c
1945 — Ed Murphrey, p; Robert Willard, c; Bill Scruggs, if (util.); Robert Feldman, of (util.)
1946 — Keltys Powell, 1b; Bill Bishop, p
1947 — Keltys Powell, 1b
1952 — Dave Devine, 1b
1956 — John Wolda, p; Jerry Sims, c; Carl Reynolds, 1b
1957 — Jerry Sims, c
1958 — Jerry Abernathy, p; Jerry Sims, c; Lynwood Stallings, ss; Claude White, rf
1959 — Paul Timme, p; Richard Kristinik, 3b; Lynwood Stallings, ss
1960 — Richard Kristinik, 3b
1961 — Jim Fox, c; Richard Kristinik, 3b
1962 — Jim Fox, c
1963 — Joel Tigett, 1b
1965 — Andy Rooker, cf
1966 — Ronnie Waldo, rf
1969 — Dick Fuqua, 1b
1970 — Billy Costa, ss
1972 — Mike Pettit, p; Sheldon Kaufman, ss
1974 — Joe Zylka, lf

1976 — Mike Macha, 3b; Allan Ramirez, p
1981 — Matt Williams, p
1982 — Scott Johnson, of
1983 — Scott Johnson, of; Tim Englund, p;
Clinton Welch, ss
1984 — Scott Johnson, of; Tim Englund, p;
Derek Hoelscher, p; Norm Charlton, p
1985 — Mike Fox, c
1986 — Steve Blackshear, p
1987 — Jay Knoblauch, of; Ben Matthews, 2b
1988 — Jay Knoblauch, of
1989 — Mike Grace, util., Rob Howard, p
1991 — John Eierman, of
1992 — Donald Allen, 2b; Darrell Richardson, p
1993 — Jose Cruz Jr., of; James Madrid, p; John
Rodgers, c
1994 — Donald Aslaksen, of; Tim Byrdak, p;
Jose Cruz Jr., of; Mark Quinn, 3b
1995 — Matt Anderson, p (freshman of the
year); Chris Boni, 2b; David Brooks, ss; Jose
Cruz Jr., of; Patrick Hallmark, c; Mark Quinn,
dh; also: Lance Berkman, of (newcomer of the
year)
1996 — Lance Berkman, 1b; Jacques Landry,
3b; Shawn Onley, p; Bubba Crosby, of

WAC

1997 — Lance Berkman, 1b (player of the year);

Matt Anderson, p; Bubba Crosby, of; Joseph
Cathey, ss (second team)
1998 — Damon Thames, ss (player of the year);
Bubba Crosby, of; Jacob Baker, 1b (second
team); Jeff Nichols, p (second team)
1999 — Justin Berg, dh; Jesse Kurtz-Nicholl, p;
Mario Ramos, p; Damon Thames, ss; Charles
Williams, of
2000 — Mitch Ackal, of (second team); Eric Ar-
nold, ss; Kenny Baugh, p (pitcher of the year);
John Lukin, c; Jesse Roman, dh; Brett Smith,
2b (second team)
2001 — Philip Barzilla, p (second team); Kenny
Baugh, p (pitcher of the year); Hunter Brown,
3b; Austin Davis, of; A.J. Porfrio, of; Jon
Skaggs, p
2002 — Eric Arnold, 2b (second team); Hunter
Brown, 3b; Dane Bubela, dh (second team);
Austin Davis, of; Steven Herce, p; Philip
Humber, p; Paul Janish, ss; Chris Kolkhorst, of;
A.J. Porfrio, of (second team); Justin Ruchti, c
(second team); Vincent Sinisi, 1b (player of the
year); Wade Townsend, p (second team)
2003 — Dane Bubela, of; Enrique Cruz, 2b;
Austin Davis, of; Philip Humber, p; Paul Janish,
ss (second team); Jeff Jorgensen, of; Chris
Kolkhorst, of; Jeff Niemann, p (pitcher of the
year); Justin Ruchti, c (second team); Vincent
Sinisi, 1b; Wade Townsend, p

2004 — Philip Humber, p; Paul Janish, ss; Chris
Kolkhorst, of; Lance Pendleton, of (second
team); Adam Rodgers, c (second team); Josh
Rodriguez, 2b (freshman of the year); Wade
Townsend, p
2005 — Eddie Degerman, p (second team); Ty-
ler Henley, of; Adam Rodgers, dh; Joe Savery,
1b & p (player of the year)

C-USA

2006 — Eddie Degerman, p (first team); Brian
Friday, ss (first team); Cole St.Clair, p (first
team); Bobby Bell, p (second team); Craig
Crow, p (second team); Aaron Luna, of (sec-
ond team/freshman); Josh Rodriguez, 3b (sec-
ond team); Joe Savery, p/1b (second team)
2007 — Joe Savery, inf/p (first team/second
team, player of the year); Ryne Tacker, p (first
team, pitcher of the year); Ryan Berry, p (first
team, freshman of the year); Brian Friday, ss
(first team); Jared Gayhart, of (second team);
Aaron Luna, utl (second team); Diego Seast-
runk (freshman);
2008 — Diego Seastrunk, if (first team); Ryan
Berry, p (first team); Jared Gayhart, of (second
team); Aaron Luna, of (second team); Adam
Zornes, c (second team); Chris Kelley, p (sec-
ond team); Cole St.Clair (second team); Matt
Evers, p (freshman); Rick Hague, ss (freshman);
2009 — Anthony Rendon, inf (first team/
freshman team, player of the year/freshman
of the year); Ryan Berry, p (first team); Rick
Hague, ss (second team); Chad Mozingo, of
(second team); Mike Ojala, p (second team);
Jordan Rogers, p (second team); Taylor Wall,
p (freshman);
2010 — Anthony Rendon, if (first team/player
of the year); Jimmy Comerota, if (second
team); Rick Hague, if (second team); Jeremy
Rathjen, of (second team); Diego Seastrunk,
c (second team); Mike Ojala, p (second team);
Taylor Wall, p (second team); Michael Ratter-
ree, if (freshman)
2011 — Austin Kubitz, p (first team/fresh-
man of the year); Michael Ratterree, if (first
team) Anthony Rendon, dh (first team); Shane
Hoelscher, if (freshman); Austin Kubitz, p
(freshman); John Simms, p (freshman);
2012 — Matthew Reckling, p (first team/
pitcher of the year); Christian Stringer, if (first
team); Jeremy Rathjen, of (first team); J.T.
Chargois, dh/util. (first team); Ford Stainback,
if (freshman); Jordan Stephens, p (freshman);
2013 — Michael Ratterree, of (first team); Zech
Lemond, p (first team); Michael Aquino, dh
(second team); Keenan Cook, of (second
team); Geoff Perrott, c (second team); Ford

Stainback, if (second team); Blake Fox, p/util. (freshman);
2014 — Michael Aquino, of (first team); Skyler Ewing, if (first team); Blake Fox, p (first team); Shane Hoelscher, if (first team); John Clay Reeves, c (second team/newcomer of the year); Jon Duplantier, p (freshman team);
2015 — Matt Ditman, p (first team); John Clay Reeves, dh/ut (first team); Austin Orewiler, p (first team); Ford Stainback, if (first team); Jordan Stephens, p (first team); Kirby Taylor, of (second team); Ryan Chandler, of (freshman team/Freshman of the Year);

All-Tournament Teams SWC

1981 (at Austin) — Mark Machalec, of
1983 (at Austin) — Clinton Welch; ss; Bryan Foxx, 2b; Jay Bluthardt, of
1984 (at Austin) — Curtis Fox, 1b; Tim Englund, p
1994 (at Austin) — Jose Cruz Jr., of; Matt Williamson, 2b
1996 (at Lubbock) — Jacques Landry, 3b (most valuable player); Lance Berkman, 1b; Jason Richards, 2b; Jeff Venghaus, of; Tim McLaughlin, c; Dana Davis, p

1997 (at San Diego, Calif.) — Lance Berkman, 1b; Matt Anderson, p (most valuable player); Joseph Cathey, ss; Will Ford, of; Jeff Nichols, p
1998 (at San Diego, Calif.) — Jason Richards, 2b (most valuable player); Bubba Crosby, of; Charles Williams, of; Damon Thames, ss
1999 (at Fresno, Calif.) — Jacob Baker, 1b; Jesse Kurtz-Nicholl, p; Mario Ramos, p; Charles Williams, of

C-USA

2006 (at Reckling Park) — Joe Savery, p/1b (most valuable player); Bobby Bell, p; Greg Buchanan, if; Bryce Cox, p; Jordan Dodson, of
2007 (at Greenville, N.C.) — Aaron Luna, dh (most valuable player); Joe Savery, if; Matt Langwell, p; Danny Lehmann, c
2009 (at Hattiesburg, Miss.) — Anthony Rendon, if (most valuable player); Rick Hague, if; Steven Sultzbaugh, of; Ryan Berry, p; Taylor Wall, p;
2010 (at Cougar Field) — Michael Fuda, of; Rick Hague, if; Anthony Rendon, if; Jared Rogers, p; Chad Mazingo, of; Steven Sultzbaugh, of;
2011 (at Pearl, Miss.) — Tyler Duffey, p (most valuable player); Craig Manuel, c; Ryan Lewis, of

2013 (at Reckling Park) — Christian Stringer, if (most valuable player); Leon Byrd, of; Shane Hoelscher, if; Austin Kubitz, p; John Simms, p; Jordan Stephens, p;
2014 (at Hattiesburg, Miss.) — Michael Aquino, of (most valuable player); Skyler Ewing, if; Blake Fox, p; Chase McDowell, dh; Ford Stainback, if;

Dell Morgan MVP Award

1973 — Len Shelby, c
1974 — Ted Nowak, of
1975 — Mike Macha, 3b
1976 — Allan Ramirez, p
1977 — Jeff Hayes, of
1978 — Allan Ramirez, p
1979 — Bob Burnell, of
1980 — Matt Williams, p
1981 — Matt Williams, p; Rick Kelley, p
1982 — Scott Johnson, of
1983 — Dave Edwards, 3b
1984 — Tim Englund, p; Norm Charlton, p
1985 — Carl Mikeska, if
1986 — Steve Blackshear, p
1987 — Jay Knoblauch, of
1988 — Tim Vannaman, of
1989 — Mike Grace, p
1990 — John Polasek, p
1991 — John Eierman, of
1992 — Donald Allen, 2b
1993 — John Rodgers, c
1994 — Jose Cruz Jr., of
1995 — Mark Quinn, p-dh
1996 — Lance Berkman, 1b
1997 — Matt Anderson, p; Lance Berkman, 1b
1998 — Damon Thames, ss
1999 — Mario Ramos, p
2000 — Kenny Baugh, p
2001 — Kenny Baugh, p
2002 — Vincent Sinisi, 1b
2003 — Justin Ruchti, c
2004 — Wade Townsend, p
2005 — Joe Savery, p/1b
2006 — Eddie Degerman, p
2007 — Joe Savery, p/1b
2008 — Adam Zornes, c
2009 — Ryan Berry, p
2010 — Anthony Rendon, 3b
2011 — Austin Kubitz, p
2012 — J.T. Chargois, p/util.
2013 — Zech Lemond, p
2014 — Zech Lemond, p
2015 — John Clay Reeves, c/dh

WAC

The 2003 College World Series Champions

Rice's Immortals!

When Wayne Graham was introduced as Rice's head baseball coach in May of 1991, one of his first pronouncements concerned the Owls' ability to win a national championship.

"I know it's possible," he said at the time, choosing to ignore the fact that Rice had never even won a conference championship, let alone even participated in the NCAA playoffs, since the program had its beginnings in 1913.

Over the next 11 seasons, a succession of conference championships and postseason appearances had raised expectations of the faithful. Three times in those years had Graham led his team to the College World Series, and only one win in seven games in Omaha had failed to dampen his optimism for that championship.

The 2003 season would prove to be different. With players such as starting pitcher Philip Humber, Vincent Sinisi at first base, shortstop Paul Janish, outfielders Chris Kolkhorst and Austin Davis and catchers Justin Rucht and Jeff Blackinton returning from a College World



The 2003 College World Series Champions

Series appearance in 2002, Rice was primed for another run at Omaha.

It wasn't a perfect team, but you couldn't tell that over the first weeks of the 2003 season. After three wins to begin the season, the Owls dropped a one-run decision to Alabama at Minute Maid Park.

From that point until April 9, almost two months, the Owls didn't lose. The 30-game winning streak saw victories over seven ranked opponents and a 12-0 start in Western Athletic Conference play.

The streak saw the emergence of Wade Townsend as a big-game pitcher after his wins over Nebraska, Baylor, Texas A&M and his domination of Houston in the Series for the Silver Glove.

Defensively, the Owls emerged as the best in the country with the glove. They had errorless streaks of 85.2 and 73.1 innings during the season and played errorless ball in 33 of 70 games.

Rice won the WAC's automatic bid to the NCAA playoffs for the seventh consecutive season by taking the championship by 4½ games over Nevada. The Owls led the WAC in hitting (.318), pitching (2.74 staff ERA) and fielding (.980).

Rice's run toward its national championship, however, was almost derailed before it started. The Owls had to go to extra in-



nings to defeat McNeese State in the first round of the regional at Reckling Park, but they settled down for back-to-back wins over Wichita State to advance to a home Super Regional.

The series for the Silver Glove is the hotly-contested season series between Rice and Houston, but that series was nothing compared to the 2003 Super Regional at Reckling Park. This time, a bit more than a trophy would be at stake. With a trip to the College World Series on the line, the Cougars came out firing, taking a 5-2 win in the series opener. Jeff Niemann's pitching performance sealed a 10-2 win game two. In the deciding third game, Townsend was again too much for the Cougars to handle. He struck out nine, allowed four hits and just one earned run in his eight innings on the way to a 5-2 victory.

Niemann opened the title run in Omaha with a 4-2 win over over Missouri State. The team then posted back-to-back wins over rival Texas, 12-2 and 5-4, to advance to the new best-of-three final format against Stanford.

Kolkhorst's highlight reel catch against the leftfield wall in game one would help spark a dramatic 4-3 win in 10 innings. After the Cardinal bounced back with an 8-3 decision in game two, Rice put it all together with pitching hitting and defense to claim a 14-2 win and the school's first national championship. Philip Humber was brilliant with a complete game victory while the offense banged out 14 hits.

RICE OWLS 4, Stanford 3 • (June 21, 2003 at Omaha, Neb.)

Stanford 300 000 000 0 - 3 7 1 (50-17)
 RICE OWLS 001 002 000 1 - 4 8 1 (57-11)
 Pitchers: Stanford - McCally; Quick (10). RICE OWLS - Niemann;
 Aardsma (9). Win- Aardsma(7-3). Loss- McCally (7-3). T- 2:52.
 A- 23,741. HR - Stanford: Ash (2).

Stanford 8, RICE OWLS 3 • (June 22, 2003 at Omaha, Neb.)

RICE OWLS 000 100 020 - 3 10 2 (57-12)
 Stanford 102 000 50X - 8 9 0 (51-17)
 Pitchers: RICE OWLS - Townsend; Baker (7); Herce (8). Stanford - Hudgins;
 Quick (8); O'Hagan (8). Win- Hudgins (14-3). Loss- Townsend (11-2).
 T- 3:00. A- 17,907. HR - Stanford: Fuld (4).

RICE OWLS 14, Stanford 2 • (June 23, 2003 at Omaha, Neb.)

Stanford 000 000 110 - 2 5 2 (51-18)
 RICE OWLS 310 007 03X - 14 14 0 (58-12)
 Pitchers: Stanford - Romanczuk; Manship (2); Ehrlich (6); Jecmen (6); Dyer
 (6); Cunningham (8). RICE OWLS - Humber. Win- Humber (11-3). Loss-
 Romanczuk (12-2). T- 2:57. A- 18,494.

While a host of players went on to earn individual awards and selection in various major league drafts, the group continued to be successful after their Rice careers concluded. In 2013 the entire national championship team was inducted as a group into the Rice Athletics Hall of Fame.



Rice Baseball's Major Leaguers

David Aardsma, San Francisco Giants (2004); Chicago Cubs (2005-06); Chicago White Sox (2007); Boston Red Sox (2008); Seattle Mariners (2009-11); New York Yankees (2012); New York Mets (2013); Atlanta Braves (2015)

Matt Anderson, Detroit Tigers (1998-2004); Colorado Rockies (2005)

Philip Barzilla, Houston Astros (2006)

Lance Berkman, Houston Astros (1999-2010); New York Yankees (2010); St. Louis Cardinals (2011-12); Texas Rangers (2013)

Tim Byrdak, Kansas City Royals (1998-2000); Baltimore Orioles (2005-06); Detroit Tigers (2007); Houston Astros (2008-10); New York Mets (2011-13)

Norm Charlton, Cincinnati Reds (1988-92); Seattle Mariners (1993, 1995-97, 2001); Philadelphia Phillies (1994); Baltimore Orioles, Atlanta Braves (1998); Tampa Bay Rays (1999)

Tony Cingrani, Cincinnati Reds (2012-15)

Bubba Crosby, Los Angeles Dodgers (2003); New York Yankees (2004-06)



Rice Baseball's Major Leaguers

Jose Cruz Jr., Seattle Mariners (1997); Toronto Blue Jays (1997-2002); San Francisco Giants (2003); Tampa Bay Rays (2004); Arizona Diamondbacks (2005); Boston Red Sox (2005); Los Angeles Dodgers (2005-06); San Diego Padres (2007); Houston Astros (2008-09)

Tyler Duffey, Minnesota Twins (2015)

Eddie Dyer, St. Louis Cardinals (1922-27; manager, 1946-50; managed team to 1946 World Series Championship)

Josh Geer, San Diego Padres (2008-09)

Marc Gwyn, Los Angeles Angels (2007)

Dave Hilton, San Diego Padres (1972-75)


Brock Holt, Pittsburgh Pirates, Boston Red Sox (2013-15)

Phillip Humber, New York Mets (2006-07); Minnesota Twins (2008-09); Kansas City Royals (2010); Chicago White Sox (2011-12); Houston Astros (2013)

Paul Janish, Cincinnati Reds (2008-12); Atlanta Braves (2012-13); Baltimore Orioles (2015)

Kevin Joseph, St. Louis Cardinals (2002)

Matt Langwell, Cleveland Indians & Arizona Diamondbacks (2013)



Rice Baseball's Major Leaguers

Lucas Luetge, Seattle Mariners (2012-15)

Mike Macha, Atlanta Braves (1979); Toronto Blue Jays (1980)

Jeff Niemann, Tampa Bay Rays (2008-13)

Dave Pavlas, Chicago Cubs (1990, 1992); New York Yankees (1995-96)

Lance Pendleton, New York Yankees (2011), Houston Astros (2011)

Bryan Price, Cleveland Indians (2014)

Mark Quinn, Kansas City Royals (1999-2002)

Allen Ramirez, Baltimore Orioles (1983)

Mario Ramos, Texas Rangers (2003-04)

Anthony Rendon, Washington Nationals (2013-15)

Josh Rodriguez, Pittsburgh Pirates (2011)

Joe Savery, Philadelphia Phillies (2011-13), Oakland A's (2014)

Craig Stansberry, S.D. Padres (2007-09)

Matt Williams, Toronto Blue Jays (1983); Texas Rangers (1985)



Paul Janish



Lucas Luetge

** Major League photos are copyrighted, and appear courtesy of the respective organizations.*

Rice Baseball's First Round Major League Draft Picks



- 1967 — **Ronald Henson** (Cleveland Indians, June-secondary phase)
- 1976 — **Mike Macha** (Atlanta Braves, Jan.-secondary phase)
- 1981 — **Matt Williams** (Toronto Blue Jays, fifth pick overall)
- 1983 — **David Hinnrichs** (Philadelphia Phillies, June-secondary phase)
- 1984 — **Norm Charlton** (Montreal Expos, 28th pick overall)
- 1995 — **Jose Cruz Jr.** (Seattle Mariners; third pick overall)
- 1997 — **Matt Anderson** (Detroit Tigers; first pick overall);
Lance Berkman (Houston Astros; 16th pick overall)
- 1998 — **Bubba Crosby** (Los Angeles Dodgers; 23rd pick overall)
- 2001 — **Kenny Baugh** (Detroit Tigers; 11th pick overall);
Jon Skaggs (New York Yankees; 42nd pick overall)
- 2003 — **David Aardsma** (San Francisco Giants; 22nd pick overall)
- 2004 — **Philip Humber** (New York Mets; 3rd pick overall);
Jeff Niemann (Tampa Bay Devil Rays; 4th pick overall);
Wade Townsend (Baltimore Orioles; 8th pick overall)
- 2005 — **Wade Townsend** (Tampa Bay Devil Rays; 8th pick overall)
- 2007 — **Joe Savery** (Philadelphia Phillies; 19th pick overall)
- 2008 — **Bryan Price** (Boston Red Sox; 45th pick overall)
- 2011 — **Anthony Rendon** (Washington Nationals; 6th pick overall)



Rice's Pro Players In 2015

Player	Level	Team
Tony Cingrani	MLB	Cincinnati Reds
Tyler Duffey	MLB	Minnesota Twins
Brock Holt	MLB	Boston Red Sox
Paul Janish	MLB	Baltimore Orioles
Lucas Luetge	MLB	Tacoma Rainiers
Anthony Rendon	MLB	Washington Nationals
Rick Hague	AAA	Syracuse Chiefs
Bryan Price	AAA	Columbus Clippers
Josh Rodriguez	AAA	Las Vegas 51s
J.T. Chargois	AA	Chattanooga Lookouts
Austin Kubitza	AA	Erie SeaWolves
Craig Manuel	AA	Harrisburg Senators
Jeremy Rathjen	AA	Tulsa Drillers
John Simms	AA	Harrisburg Senators
Zech Lemond	Hi-A	Lake Elsinore Storm
Michael Ratterree	Hi-A	Brevard County Manatees
Tyler Spurlin	Hi-A	Brevard County Manatees

Skyler Ewing	A	Augusta GreenJackets
Shane Hoelscher	A	Asheville Tourists
Christian Stringer	A	Kannapolis Intimidators (DL)
Leon Byrd	SS	Spokane Indians
Kevin McCanna	SS	Tri-City ValleyCats
Chase McDowell	SS	Auburn Doubledays (Restricted list)
Matt Ditman	R	Idaho Falls Chukars
Ford Stainback	R	Greeneville Astros
Austin Orewiler	R	Billings Mustangs
Caleb Smith	R	AZL Brewers
Jordan Stephens	R	Great Falls Voyagers
John Williamson	R	AZL Cubs

Independent Baseball: Mark Haynes (Laredo Lemurs of the American Association), Matt Langwell (Somerset Patriots of the Atlantic League), Danny Lehmann (Sugar Land Skeeters of the Atlantic League), Chad Mozingo (Lincoln Saltdogs of the American Association)

Special thanks to the Rice University Baseball Players Association (RUBPA) for providing the list of Owls who were on major league rosters, as well as professional updates of where the former players finished their respective 2015 season.