


LEYBALL VOLLEYBALL
LEYBALL REVIEWEYBA



LEYBALL VOLLEYBALL
LEYBALL VOLLEYBALL
LEYBALL VOLLEYBALL

KASSI MIKULIK

- INTRO
- THIS IS LSU
- TIGERS
- COACHES
- OPPONENTS
- REVIEW**
- HISTORY
- RECORDS
- MEDIA



THROUGH THE STORM

LSU EARNS FIRST BID TO NCAA TOURNAMENT IN 13 YEARS DESPITE OBSTACLES

ROAD WARRIORS

The LSU volleyball team played its first 17 consecutive matches away from the friendly confines of the Maravich Center in 2005. The Tigers wrapped up a seven week road trip, in part due to scheduled renovations in the Maravich Center and in part due to the aftermath of Hurricane Katrina, with a 13-4 record. LSU was gone 26 of 46 days over that period and traveled 9,751 miles. During the monumental stretch, the Tigers never left the southeastern United States, before coming home to host their first match on Oct. 14 against Mississippi State. In less than two months, LSU bused the equivalent of New York to Los Angeles and flew the equivalent of Los Angeles to Sydney, Australia.

Later in the season, the Tigers returned to the road for trips to Athens, Ga., and Gainesville, Fla. (with an emergency landing in Montgomery on the return trip from Atlanta to Baton Rouge) and

closed out their regular season road schedule with trips to Oxford, Miss. and Starkville, Miss. LSU then traveled to Tuscaloosa, Ala., for the second time in 2005 for the SEC Tournament. The Tigers concluded its season with a road trip to Texas for the third time in the season as LSU went to Austin for their first NCAA Tournament appearance in 13 years. In total, LSU traveled 14,023 total miles during the 2005 season, while posting the most road wins since the 1991 team recorded 17 wins in matches away from the Maravich Center.

LSU CLAIMS FIRST SEC WESTERN DIVISION TITLE

For the first time in school history, the Tigers claimed a share of the SEC Western Division championship. After posting an 11-5 conference record and closing out the regular season with a five-game win over Kentucky on Nov. 11, LSU earned a share of the SEC West

with Arkansas. The last time LSU previously won an SEC title was when the Tigers won three straight overall SEC Championships from 1989-1991.

LSU IN THE NCAA TOURNAMENT

In 2005, the Tigers made their first trip to the NCAA Tournament since making four consecutive appearances from 1989-1992. Overall, LSU was making its seventh appearance in the NCAA Tournament and now has a 10-7 record. An SEC-record six teams earned bids to the 2005 NCAA Tournament. In addition to the Tigers, Florida, Alabama, Arkansas, Kentucky and Tennessee were also chosen to participate in the postseason tournament. The six teams selected from the SEC shattered the previous high of four teams.

In total, the Tigers traveled 14,023 total miles during the 2005 season, which is equivalent to a trip one and a half times around the earth from Baton Rouge, on their way to the SEC Western Division title



LSU POSTS MOST WINS SINCE 1993

With a 21-8 overall record and an 11-5 mark in SEC play, LSU recorded the most wins by a Tiger team since the 1993 season and won the most conference matches since the 1992 season. In 1993, LSU went 21-16 on its way to a NIVC championship. In 1992, the Tigers were 12-2 in SEC play and finished second in the league. With a .724 winning percentage, LSU also recorded its best mark since recording a .743 mark by going 26-9 in 1992.

FOUR TIGERS ON ALL-SEC TEAMS

LSU had four players named to the 2005 All-SEC teams, which tied Florida for the second most of any school in the league (Tennessee led with five). In addition, Marina Skender was named the SEC Freshman of the Year, becoming the fourth Tiger to earn the award and the first since Luciana Reis in 1990. Ivana Kuzmic was named to the All-SEC first team, while Skender and Jelena Mijatovic were named to the second team. Skender is the first LSU freshman to make the All-SEC first or second team since Daniela Reis earned second-team honors in 1989. She and Kyna Washington were also named to the All-Freshman team for the Tigers.

PERFECT IN THE PMAC

LSU completed the 2005 home schedule with an unblemished 6-0 record, marking the third unbeaten home mark in the program's history. The Tigers also completed the 1986 and 1991 seasons undefeated at home with 14-0 and 16-0 records respectively.

LSU NEARLY DOUBLES ATTENDANCE IN 2005

Despite the turmoil surrounding the 2005 season, the Tigers nearly doubled their average home attendance. LSU averaged 758 for its six home matches, up from the 427 the Tigers averaged in 2004. Only once did LSU record less than 500 at a match, and that was for a midweek match against Arkansas. It marked the highest average attendance over the last eight seasons for the Tigers. In addition, the 1,563 attendance against Mississippi State on Oct. 14 ranked as the fifth highest attendance in school history.

LSU IN THE CSTV/AVCA POLL

On Sept. 26, LSU entered the AVCA/CSTV Coaches poll at No. 24. It marked the first national ranking for the Tigers since Sept. 20, 1993. In addition, it was also the first national ranking for LSU under head coach Fran Flory.



Ivana Kuzmic is the only player to ever wear an LSU uniform to record 700 career blocks.

LSU POSTS BIG WIN OVER NO. 8 NOTRE DAME

On Sept. 18, the Tigers became the first team to knock off No. 8 Notre Dame in 2005, one of only four losses suffered by the Fighting Irish on the year. It was the first win over a nationally ranked team for LSU since Dec. 5, 1992 when the Tigers topped No. 18 Texas Tech, and the first victory over a top 10-ranked team since a 3-0 win over No. 9 New Mexico on Sept. 13, 1992.

TIGER DUO POST 1,000 CAREER KILLS

With her 12th kill against Georgia State on Sept. 2, Jelena Mijatovic recorded the 1,000th kill of her career. She recorded 638 kills in her first two seasons at Arkansas-Little Rock and 723 in her two seasons at LSU for a total of 1,361. If she had played her entire career as a Tiger, she would have become the 14th player in LSU history to record 1,000 career kills and finished ranked eighth in the record books.

With her fifth kill against South Carolina on Sept. 23, Ivana Kuzmic recorded the 1,000th kill of her career. She recorded 614 kills in her first two seasons at Arkansas-Little Rock and 526 at LSU for a total of 1,140. If she had played her entire career at LSU, she would have become the 15th player in Tiger history to record 1,000 career kills and finished ranked 11th in the record books.

MIKULIK HITS 700 DIGS; 300 FOR 2005

With her ninth dig against Georgia on Oct. 21, Kassi Mikulik recorded her 700th career dig, becoming just the 24th player in LSU history to record 700 career digs. She is also just the second player since 2002 to record 300 digs in a season. She finished with 384 digs, the 10th most in LSU single-season history.

MIJATOVIC POSTS 700 CAREER DIGS

With her sixth dig of the match against Georgia on Oct. 21, Jelena Mijatovic recorded her 700th career dig. She recorded 301 in her first two seasons at Northwood University and 221 in her junior year at LSU before closing out her career with 264 in her senior season for 786 total. If she had played her entire career as a Tiger, she would have become the 25th player in LSU history to record 700 career digs.

KUZMIC HITS 700, BREAKS LSU BLOCKS RECORD

With her third block of the match against Kentucky on Nov. 11, Ivana Kuzmic recorded the 700th block of her career and concluded her four-year career with 717, a feat never accomplished previously by a player in a Tiger uniform. She had a 1.65 blocks per game average with 352 total blocks in her two seasons at LSU, which is the school blocks per game record. If she had competed at LSU her entire career, she would hold the school record in career blocks.

MIJATOVIC BREAKS LSU ACES RECORD

In 2005, Jelena Mijatovic recorded 64 aces, which is an 0.60 aces per game average. Having recorded 71 service aces in 92 games last season, she averaged 0.77 service aces per game in 2004, the fourth best mark in the NCAA. Having reached the 100-ace plateau at LSU, she shattered the school record for career service aces per game at .682. She broke the former record, held by Monica Freitas, who recorded .679 service aces per game from 1987-88. She also ranks 10th in NCAA history in career service aces per game.

MIJATOVIC AMONG TOP IN SEC AND NCAA

Jelena Mijatovic led the SEC and ranked 13th in the NCAA in service aces per game. In addition, she ranked sixth in the SEC in kills per game. The outside hitter averaged 0.60 aces per game and 4.05 kills per game.

- INTRO
- THIS IS LSU
- TIGERS
- COACHES
- OPPONENTS
- REVIEW**
- HISTORY
- RECORDS
- MEDIA

ON THE ROAD (AGAIN) WITH LSU FOR

14,023 Miles

GEORGIA SOUTHERN INVITATIONAL		1,527 miles
Baton Rouge to New Orleans	bus	79 miles
New Orleans to Atlanta	plane	429 miles
Atlanta to Savannah	plane	223 miles
Savannah to Statesboro	bus	57 miles
Statesboro to Savannah	bus	57 miles
Savannah to Atlanta	plane	223 miles
Atlanta to Baton Rouge	plane	459 miles

SOUTH CAROLINA-TENNESSEE		1,267 miles
Baton Rouge to Memphis	plane	330 miles
Memphis to Bentonville	plane	253 miles
Bentonville to Fayetteville	bus	25 miles
Fayetteville to Bentonville	bus	25 miles
Bentonville to Memphis	plane	253 miles
Memphis to Baton Rouge	bus	381 miles

GEORGIA-FLORIDA		1,680 miles
Baton Rouge to Atlanta	plane	459 miles
Atlanta to Athens	bus	69 miles
Athens to Atlanta	bus	69 miles
Atlanta to Gainesville	plane	310 miles
Gainesville to Atlanta	plane	310 miles
Atlanta to Montgomery (emergency)	plane	149 miles
Montgomery to Baton Rouge	plane	314 miles

GEORGIA STATE INVITATIONAL		918 miles
Baton Rouge to Atlanta	plane	459 miles
Atlanta to Baton Rouge	plane	459 miles

ALABAMA-AUBURN		946 miles
Baton Rouge to Tuscaloosa	bus	346 miles
Tuscaloosa to Auburn	bus	184 miles
Auburn to Baton Rouge	bus	416 miles

OLE MISS-MISSISSIPPI STATE		806 miles
Baton Rouge to Oxford	bus	344 miles
Oxford to Starkville	bus	141 miles
Starkville to Baton Rouge	bus	321 miles

UTSA DOME RALLY		969 miles
Baton Rouge to Houston	plane	259 miles
Houston to San Antonio	plane	182 miles
San Antonio to Houston	plane	182 miles
Houston to Alexandria	plane	204 miles
Alexandria to Baton Rouge	bus	142 miles

ARKANSAS		1,216 miles
Baton Rouge to Memphis	plane	330 miles
Memphis to Bentonville	plane	253 miles
Bentonville to Fayetteville	bus	25 miles
Fayetteville to Bentonville	bus	25 miles
Bentonville to Memphis	plane	253 miles
Memphis to Baton Rouge	plane	330 miles

ALABAMA (SEC TOURNAMENT)		692 miles
Baton Rouge to Tuscaloosa	bus	346 miles
Tuscaloosa to Baton Rouge	bus	346 miles

SUGAR BOWL CLASSIC		724 miles
Baton Rouge to College Station	bus	362 miles
College Station to Baton Rouge	bus	362 miles

KENTUCKY		2,184 miles
Baton Rouge to Atlanta	plane	459 miles
Atlanta to Lexington	plane	471 miles
Lexington to Cincinnati	plane	117 miles
Cincinnati to Baton Rouge	plane	1137 miles

TEXAS (NCAA TOURNAMENT)		1,094 miles
Baton Rouge to Dallas	plane	371 miles
Dallas to Austin	plane	176 miles
Austin to Dallas	plane	176 miles
Dallas to Baton Rouge	plane	371 miles



- INTRO
- THIS IS LSU
- TIGERS
- COACHES
- OPPONENTS
- REVIEW**
- HISTORY
- RECORDS
- MEDIA



Marina Skender was named the SEC Freshman of the Year and earned second-team All-SEC honors

KUZMIC SECOND IN SEC, SEVENTH IN NCAA

Ivana Kuzmic ranked second in the SEC and seventh in the NCAA in blocks per game, averaging 1.71 blocks per game. As a freshman at Arkansas-Little Rock, Kuzmic led the NCAA in blocks per game and led the Sunbelt Conference in blocks per game each of her first two seasons. In 2004, she led the SEC in blocks per game in her first year at LSU.

KUZMIC BREAKS HITTING PERCENTAGE MARK

Against Campbell on Sept. 27, Ivana Kuzmic broke the LSU single-match hitting percentage record, going 12-for-13 with no errors for a .923 mark. In addition to breaking the LSU record, the mark is tied for 22nd in NCAA single-match history. The hitting percentage broke the previous record of .857 (12 kills on 14 attempts) by Lisa Smith against Mississippi State on Nov. 11, 1987.

KUZMIC RECORDS FOURTH-BEST MARK

Against Tennessee on Sept. 25, Ivana Kuzmic recorded the fourth-best single-match hitting percentage in LSU history. She posted 10 kills with no errors on 12 attempts to hit at a .833 clip. She was just behind her school record of .923 set against Campbell on Aug. 27. It marked the first time in school history a Tiger player recorded two .800 hitting percentage matches in the same season.

SKENDER RECORDS SECOND-BEST MARK

Against Auburn on Oct. 28, Marina Skender recorded the second-best single-match hitting percentage in LSU history for 20 or more attempts. She posted 16 kills with two errors on 20 attempts to hit at a .700 clip. She was just behind the school record of .727 set by Nyla Shepherd against Tulane on Oct. 23, 1990.

MIJATOVIC TIED FOR SIXTH MOST KILLS

Against Jacksonville on Aug. 26, Jelena Mijatovic recorded 21 kills, tying her for the sixth most kills in a three-game match in LSU history. The mark was only five kills behind the school record of 26 kills by Monique Adams against Oklahoma on Aug. 31, 1991.

MIJATOVIC RECORDS TOP ATTEMPT MARKS

Against Texas A&M on Sept. 10, Jelena Mijatovic recorded 70 attempts, tying her for the school record for total attempts in a five-game match in LSU history. The mark tied Kassi Mikulik's 70 attempts against Houston on Nov. 27, 2004. A week later, Mijatovic was one attempt away from matching the school record again. She posted 69 attempts against Notre Dame on Sept. 18.

KUZMIC POSTS TOP 10 BLOCKING MATCHES

Against Notre Dame on Sept. 18, Ivana Kuzmic recorded 13 block assists, tying her for the seventh most blocks and fifth most block assists in a five-game match in school history. Her total block mark was 12 behind the school record of 25 recorded by Lisa Smith against Wyoming on Sept. 11, 1987. Her block assist mark was three behind the school record of 16 also recorded by Lisa Smith against Wyoming on Sept. 11, 1987.

Against Alabama on Oct. 30, Kuzmic posted four solo blocks, tying her for the fifth most in a three-game match in LSU history and the most solo blocks in a three-game match since Monique Adams recorded five solo blocks on Oct. 26, 1990.

On Oct. 14 against Mississippi State, she recorded eight block assists, tying her for the third-most block assists in a three-game match. It was the most block assists in a three-game match since Lauren Cuyler posted nine against Georgia on Nov. 18, 2000.

MIKULIK TIED FOR SIXTH MOST DIGS

Against Kentucky on Nov. 11, Kassi Mikulik recorded 26 digs, tying her for the sixth most digs in a five-game match in LSU history. The mark was only two behind the school record of 28 digs, which has been done four times, most recently by Meg Norwood against Mississippi State on Nov. 11, 1998.

MIJATOVIC TIED FOR FIFTH MOST ACES

Against Georgia Southern on Aug. 27, Jelena Mijatovic recorded seven service aces, tying her for the fifth most service aces in a four-game match in LSU history. The mark was only two behind the school record of nine aces, which was done twice, by Lisa Sulatycki against Auburn on Oct. 9, 1988 and Sibel Gurkan against Tulane on Sept. 22, 1987.

LSU AMONG ELITE IN SEC TOURNAMENT

LSU was one of only two schools in the SEC, along with Tennessee, to have participated in all 28 SEC Tournaments, dating back to 1979. The Tigers and Lady Vols never missed an SEC Tournament, which was disbanded after the 2005 season. South Carolina and Arkansas also never missed SEC Tournament berths, but did not join the league until 1991 and 1994 respectively. In 1979 and 1980, the tournament took all eight SEC teams. From 1981-85, the tournament selected the top six teams. In 1986 and 1987, eight of the top nine teams. Four teams made the tournament in 1988 and 1989. In 1990, the tournament went to its final format of selecting the top eight teams.



Jelena Mijatovic recorded her 1,000th career kill and 700th career digs in 2005.

2005 LSU INDIVIDUAL HONORS AND AWARDS

MELODY CLARK

- ▶ Georgia State Invitational All-Tournament Team
- ▶ SEC Good Works Team
- ▶ SEC Academic Honor Roll

VANESSA FREEMAN

- ▶ SEC Academic Honor Roll

MICHELLE HENSGENS

- ▶ SEC Academic Honor Roll

IVANA KUZMIC

- ▶ AVCA Honorable Mention All-American
- ▶ AVCA All-South Region
- ▶ Louisiana Player of the Year
- ▶ All-SEC First Team

- ▶ All-Louisiana First Team
- ▶ SEC Player of the Week (8/29)
- ▶ SEC Defensive Player of the Week (9/12, 9/26, 10/31)
- ▶ Georgia Southern Invitational Most Valuable Player
- ▶ SEC Academic Honor Roll

LAUREN LEAUMONT

- ▶ Georgia Southern Invitational All-Tournament Team

JELENA MIJATOVIC

- ▶ All-SEC Second Team
- ▶ All-Louisiana First Team
- ▶ Georgia State Invitational Most Valuable Player
- ▶ UTSA Dome Rally All-Tournament Team
- ▶ Georgia Southern All-Tournament Team
- ▶ SEC Academic Honor Roll

MARINA SKENDER

- ▶ SEC Freshman of the Year
- ▶ All-SEC Second Team
- ▶ All-Louisiana First Team
- ▶ SEC All-Freshman Team
- ▶ SEC Player of the Week (9/19)
- ▶ SEC Freshman of the Week (9/19, 10/24, 11/7, 11/14)
- ▶ Georgia State Invitational All-Tournament Team

KYNA WASHINGTON

- ▶ SEC All-Freshman Team
- ▶ Honorable Mention All-Louisiana
- ▶ SEC Freshman of the Week (10/17)

RECORD:	OVERALL	SEC	HOME	AWAY	NEUTRAL
ALL MATCHES:	21-8	11-5	6-0	6-7	9-1

OVERALL STATISTICS

##	Name	G	ATTACK			SET		SERVE				DIG		BLOCKING							
			K	K/G	E	TA	Pct	A	A/G	SA	SE	SA/G	RE	DIG	D/G	BS	BA	Total	B/G	BE	BHE
6	Ivana Kuzmic	107	244	2.28	65	523	.342	11	0.10	0	0	0.00	1	31	0.29	23	160	183	1.71	11	5
12	Marina Skender	101	285	2.82	92	652	.296	83	0.82	32	43	0.32	6	177	1.75	2	89	91	0.90	2	9
16	Melody Clark	107	241	2.25	67	604	.288	20	0.19	15	27	0.14	5	66	0.62	18	97	115	1.07	13	1
5	Heather Fierce	72	24	0.33	12	61	.197	543	7.54	14	23	0.19	0	140	1.94	0	2	2	0.03	1	11
31	Daniela Romero	88	58	0.66	23	184	.190	803	9.12	18	30	0.20	1	224	2.55	1	25	26	0.30	6	31
1	Lauren Leaumont	92	83	0.90	44	206	.189	9	0.10	10	16	0.11	19	105	1.14	0	10	10	0.11	2	0
7	Kyna Washington	91	286	3.14	138	786	.188	12	0.13	22	37	0.24	17	166	1.82	4	54	58	0.64	4	2
3	Jelena Mijatovic	106	429	4.05	239	1040	.183	27	0.25	64	116	0.60	56	264	2.49	4	50	54	0.51	24	2
2	Vanessa Freeman	54	64	1.19	47	181	.094	27	0.50	0	0	0.00	0	13	0.24	3	27	30	0.56	1	6
23	Lacey Galliano	4	2	0.50	2	8	.000	1	0.25	0	0	0.00	0	0	0.00	1	0	1	0.25	0	0
11	Elena Martinez	2	0	0.00	0	1	.000	0	0.00	0	0	0.00	0	3	1.50	0	0	0	0.00	0	0
24	Kassi Mikulik	107	1	0.01	3	9	-.222	30	0.28	24	36	0.22	22	384	3.59	0	0	0	0.00	0	7
TEAM		14																			
LSU.....		107	1718	16.06	732	4259	.232	1568	14.65	201	333	1.88	141	1592	14.88	56	514	313.0	2.93	64	74
Opponents.....		107	1345	12.57	693	3952	.165	1217	11.37	141	241	1.32	201	1548	14.47	48	358	227.0	2.12	58	80

SEC STATISTICS

##	Name	G	ATTACK			SET		SERVE				DIG		BLOCKING							
			K	K/G	E	TA	Pct	A	A/G	SA	SE	SA/G	RE	DIG	D/G	BS	BA	Total	B/G	BE	BHE
13	Michelle Hensgens	11	1	0.09	0	1	1.00	0	0.00	1	1	0.09	0	2	0.18	0	0	0	0.00	0	0
6	Ivana Kuzmic	59	130	2.20	36	299	.314	6	0.10	0	0	0.00	1	20	0.34	13	83	96	1.63	7	5
5	Heather Fierce	29	5	0.17	2	10	.300	126	4.34	6	10	0.21	0	46	1.59	0	0	0	0.00	0	1
12	Marina Skender	58	178	3.07	58	413	.291	46	0.79	18	26	0.31	3	123	2.12	1	49	50	0.86	1	4
16	Melody Clark	59	119	2.02	34	327	.260	11	0.19	7	9	0.12	4	33	0.56	10	63	73	1.24	10	0
31	Daniela Romero	59	44	0.75	14	138	.217	589	9.98	15	19	0.25	1	170	2.88	0	22	22	0.37	4	21
3	Jelena Mijatovic	58	205	3.53	109	508	.189	20	0.34	28	56	0.48	35	147	2.53	1	32	33	0.57	18	2
7	Kyna Washington	58	185	3.19	94	508	.179	10	0.17	13	23	0.22	14	103	1.78	3	28	31	0.53	1	2
1	Lauren Leaumont	52	18	0.35	10	56	.143	2	0.04	6	7	0.12	9	42	0.81	0	3	3	0.06	1	0
2	Vanessa Freeman	27	28	1.04	28	93	.000	13	0.48	0	0	0.00	0	9	0.33	0	12	12	0.44	1	3
24	Kassi Mikulik	59	1	0.02	2	6	-.167	19	0.32	13	20	0.22	13	213	3.61	0	0	0	0.00	0	4
TEAM		6																			
LSU.....		59	914	15.49	387	2359	.223	842	14.27	107	171	1.81	86	908	15.39	28	292	174.0	2.95	43	42
Opponents.....		59	791	13.41	390	2264	.177	726	12.31	86	143	1.46	107	921	15.61	34	192	130.0	2.20	48	48

TEAM STATISTICS

TEAM STATISTICS.....	LSU	OPP
ATTACK.....		
Kills.....	1718	1345
Errors.....	732	693
Total Attacks.....	4259	3952
Attack Pct.....	.232	.165
Kills/Game.....	16.1	12.6
SET.....		
Assists.....	1568	1217
Assists/Game.....	14.7	11.4
SERVE.....		
Aces.....	201	141
Errors.....	333	241
Aces/Game.....	1.9	1.3
SERVE RECEPTIONS.....		
Errors.....	141	201
Errors/Game.....	1.3	1.9
DEFENSE.....		
Digs.....	1592	1548
Digs/Game.....	14.9	14.5
BLOCKING.....		
Block Solo.....	56	48
Block Assist.....	514	358
Total Blocks.....	313.0	227.0
Blocks Per Game.....	2.9	2.1
Block Errors.....	64	58
BALL HANDLING ERRORS.....	74	80
ATTENDANCE.....		
Total.....	4546	9520
Dates/Avg Per Date.....	6/758	13/732

RESULT

DATE	OPPONENT	SCORE	SCORE-BY-GAME
Aug. 26	(1) at Georgia Southern	W 3-1	26-30, 30-21, 30-14, 30-21
Aug. 26	(1) vs. Jacksonville	W 3-0	30-19, 30-22, 30-18
Aug. 26	(1) vs. Campbell	W 3-0	30-25, 30-22, 30-17
Sept. 2	(2) at Georgia State	W 3-1	30-21, 28-30, 30-18, 30-15
Sept. 3	(2) vs. Jacksonville State	W 3-1	30-23, 20-30, 30-22, 30-23
Sept. 3	(2) vs. Wright State	W 3-1	30-21, 27-30, 30-20, 30-25
Sept. 9	(3) at Texas-San Antonio	W 3-0	30-21, 30-20, 30-25
Sept. 10	(3) vs. No. 13 Texas A&M	L 3-2	30-28, 17-30, 28-30, 31-28, 13-15
Sept. 11	(3) vs. Rice	W 3-0	32-30, 30-17, 30-20
Sept. 16	(4) vs. Arizona State	W 3-1	30-24, 23-30, 30-26, 30-16
Sept. 18	(4) vs. No. 8 Notre Dame	W 3-2	30-28, 30-22, 23-30, 26-30, 20-18
Sept. 23	* vs. South Carolina	W 3-2	30-20, 30-17, 26-30, 28-30, 15-11
Sept. 25	* vs. Tennessee	W 3-0	30-26, 30-24, 31-29
Sept. 30	* at Alabama	L 1-3	30-25, 22-30, 17-30, 26-30
Oct. 2	* at Auburn	W 3-1	30-28, 30-26, 28-30, 30-16
Oct. 5	* at Arkansas	L 1-3	30-26, 24-30, 27-30, 29-31
Oct. 9	* at Kentucky	L 1-3	22-30, 30-22, 27-30, 24-30
Oct. 14	* Mississippi State	W 3-0	30-20, 30-21, 32-30
Oct. 16	* Ole Miss	W 3-0	30-19, 31-29, 30-15
Oct. 21	* at Georgia	W 3-0	30-20, 30-21, 30-24
Oct. 23	* at No. 4 Florida	L 0-3	20-30, 21-30, 20-30
Oct. 28	* Auburn	W 3-0	30-17, 30-23, 30-19
Oct. 30	* Alabama	W 3-0	30-23, 30-20, 30-23
Nov. 4	* at Ole Miss	W 3-2	31-29, 28-30, 30-22, 24-30, 15-9
Nov. 6	* at Mississippi State	L 1-3	27-30, 30-27, 25-30, 25-30
Nov. 9	* Arkansas	W 3-0	30-23, 30-27, 30-27
Nov. 11	* Kentucky	W 3-2	30-26, 30-23, 21-30, 28-30, 19-17
Nov. 18	(5) at Alabama	L 0-3	27-30, 27-30, 28-30
Dec. 2	(6) at No. 7 Texas	L 0-3	19-30, 28-30, 26-30

* - SEC match / (1) - Georgia Southern Invitational, Statesboro, Ga. / (2) - Georgia State Invitational, Atlanta, Ga.

(3) - UTSA Dome Rally, San Antonio, Texas / (4) - Sugar Bowl Classic, College Station, Texas

(5) - SEC Tournament, Tuscaloosa, Ala. / (6) - NCAA Tournament, Austin, Texas



2005 Match-by-Match Statistics

	DATE	TEAMS	G	K	E	TA	PCT	A	SA	SE	RE	DIG	BS	BA	BE	TOTAL	BHE
INTRO	Aug. 26	Georgia Southern	4	38	28	131	.076	35	4	8	11	45	2	10	2	7.0	4
THIS IS LSU		LSU	4	61	24	140	.264	57	11	16	4	51	4	12	2	10.0	1
TIGERS	Aug. 26	LSU	3	61	17	115	.383	55	7	11	3	42	2	8	2	6.0	0
COACHES		Jacksonville	3	27	19	95	.084	21	3	2	7	27	0	6	0	3.0	1
OPPONENTS	Aug. 27	Campbell	3	27	14	90	.144	23	2	7	8	29	0	8	0	4.0	2
REVIEW		LSU	3	59	20	111	.351	53	8	13	2	46	1	8	1	5.0	1
HISTORY	Sept. 2	LSU	4	65	27	155	.245	57	10	14	5	51	4	16	2	12.0	2
		Georgia State	4	35	26	122	.074	33	5	12	10	51	0	8	0	4.0	5
RECORDS	Sept. 3	Jacksonville State	4	45	24	135	.156	39	7	9	8	43	2	12	2	8.0	2
MEDIA		LSU	4	67	32	150	.233	57	8	11	7	50	1	14	2	8.0	3
	Sept. 3	Wright State	4	49	25	141	.170	45	6	5	10	50	1	18	2	10.0	3
		LSU	4	74	25	154	.318	66	10	14	6	50	4	22	1	15.0	2
	Sept. 9	LSU	3	46	19	100	.270	39	5	10	2	31	3	20	2	13.0	2
		Texas-San Antonio	3	34	26	99	.081	30	2	9	5	27	1	0	1	1.0	4
	Sept. 10	Texas A&M	5	82	26	197	.284	67	3	8	6	81	2	26	0	15.0	1
		LSU	5	78	34	209	.211	73	6	11	3	73	1	26	2	14.0	1
	Sept. 11	LSU	3	47	22	119	.210	43	9	12	1	49	2	22	0	13.0	3
		Rice	3	29	29	112	.000	27	1	5	9	40	0	10	0	5.0	1
	Sept. 16	LSU	4	71	22	169	.290	65	5	17	2	75	1	18	2	10.0	4
		Arizona State	4	51	21	160	.188	48	2	13	5	70	0	18	0	9.0	3
	Sept. 18	LSU	5	85	44	224	.183	79	6	13	8	80	2	32	1	18.0	3
		No. 8 Notre Dame	5	60	30	192	.156	56	8	7	6	77	4	18	1	13.0	1
	Sept. 23	South Carolina	5	59	29	161	.186	56	8	9	12	71	2	20	6	12.0	4
		LSU	5	75	25	182	.275	69	12	15	8	58	1	24	3	13.0	1
	Sept. 25	Tennessee	3	52	25	122	.221	45	1	6	5	42	0	14	6	7.0	4
		LSU	3	50	15	114	.307	46	5	8	1	38	1	16	4	9.0	2
	Sept. 30	LSU	4	49	27	158	.139	42	6	10	11	69	2	20	6	12.0	6
		Alabama	4	61	22	162	.241	54	11	14	6	69	5	10	2	10.0	4
	Oct. 2	LSU	4	58	28	140	.214	50	10	14	5	43	2	18	4	11.0	2
		Auburn	4	51	30	135	.156	46	5	12	10	48	2	18	2	11.0	8
	Oct. 5	LSU	4	69	42	199	.136	67	5	12	3	70	0	22	3	11.0	2
		Arkansas	4	58	27	174	.178	54	3	5	5	75	2	36	2	20.0	2
	Oct. 9	LSU	4	54	35	176	.108	52	5	12	6	71	3	18	1	12.0	2
		Kentucky	4	57	27	176	.170	51	6	12	5	71	2	16	4	10.0	3
	Oct. 14	Mississippi State	3	44	27	131	.130	40	3	10	5	58	0	2	1	1.0	1
		LSU	3	49	14	128	.273	44	5	7	3	53	2	26	1	15.0	3
	Oct. 16	Ole Miss	3	38	24	113	.124	36	2	10	8	38	2	4	3	4.0	4
		LSU	3	45	16	102	.282	44	8	5	2	41	1	20	2	11.0	1
	Oct. 21	LSU	3	55	20	122	.287	48	4	12	4	50	3	12	3	9.0	0
		Georgia	3	29	21	104	.077	27	4	8	4	42	2	4	2	4.0	2
	Oct. 23	LSU	3	33	30	143	.021	32	3	8	7	59	0	8	1	4.0	2
		No. 4 Florida	3	43	17	126	.206	41	7	8	3	72	4	6	3	7.0	0
	Oct. 28	Auburn	3	31	24	100	.070	28	4	7	6	27	4	6	1	7.0	3
		LSU	3	50	14	95	.379	46	6	5	4	34	1	24	0	13.0	3
	Oct. 30	Alabama	3	33	21	118	.102	31	3	4	13	40	1	9	4	5.5	0
		LSU	3	52	19	120	.275	46	13	7	3	50	4	14	0	11.0	3
	Nov. 4	LSU	5	72	23	166	.295	70	9	19	8	63	3	24	6	15.0	3
		Ole Miss	5	65	30	169	.207	63	8	13	9	64	2	6	3	5.0	0
	Nov. 6	LSU	4	65	27	151	.252	56	4	17	10	54	2	8	3	6.0	6
		Mississippi State	4	56	19	138	.268	51	10	14	4	54	1	20	5	11.0	4
	Nov. 9	Arkansas	3	41	19	117	.188	38	3	2	6	48	3	2	2	4.0	5
		LSU	3	57	18	133	.293	54	6	11	3	50	1	14	1	8.0	4
	Nov. 11	Kentucky	5	73	28	218	.206	65	8	9	6	102	2	19	2	11.5	4
		LSU	5	81	34	229	.205	76	6	9	8	105	2	24	5	14.0	2
	Nov. 18	Alabama	3	39	21	115	.157	33	5	4	7	49	2	14	0	9.0	3
		LSU	3	47	29	137	.131	43	7	12	5	46	2	14	3	9.0	4
	Dec. 2	LSU	3	43	30	117	.111	39	2	8	7	40	1	10	1	6.0	6
		No. 7 Texas	3	38	14	99	.242	34	7	9	2	38	0	18	2	9.0	2



LSU SUPERLATIVES

TEAM HIGHS

Kills	85	vs. Notre Dame (9/18)
Attempts	229	vs. Kentucky (11/11)
Hitting Pct.	.383	vs. Jacksonville (8/26)
Assists	79	vs. Notre Dame (9/18)
Digs	105	vs. Kentucky (11/11)
Aces	13	vs. Alabama (10/30)
Blocks	18.0	vs. Notre Dame (9/18)

TEAM LOWS

Kills	33	vs. Florida (10/23)
Attempts	95	vs. Auburn (10/28)
Hitting Pct.	.021	vs. Florida (10/23)
Assists	32	vs. Florida (10/23)
Digs	31	vs. Texas-San Antonio (9/9)
Aces	2	vs. Texas (12/2)
Blocks	4.0	vs. Florida (10/23)

INDIVIDUAL HIGHS

Kills	25	Jelena Mijatovic vs. Notre Dame (9/18) Jelena Mijatovic vs. Texas A&M (9/10)
Attempts	70	Jelena Mijatovic vs. Texas A&M (9/10)
Hitting Pct.	.923	Ivana Kuzmic vs. Campbell (8/27)
Assists	64	Daniela Romero vs. Ole Miss (11/4)
Digs	26	Kassi Mikulik vs. Kentucky (11/11)
Aces	7	Jelena Mijatovic vs. Georgia Southern (8/26)
Total Blocks	13	Ivana Kuzmic vs. Notre Dame (9/25)

OPPONENT SUPERLATIVES

TEAM HIGHS

Kills	82	by Texas A&M (9/10)
Attempts	218	by Kentucky (11/11)
Hitting Pct.	.284	by Texas A&M (9/10)
Assists	67	by Texas A&M (9/10)
Digs	102	by Kentucky (11/11)
Aces	11	by Alabama (9/30)
Blocks	20.0	by Arkansas (10/5)

TEAM LOWS

Kills	27	by Campbell (8/27)
	27	by Jacksonville (8/26)
Attempts	90	by Campbell (8/27)
Hitting Pct.	.000	by Rice (9/11)
Assists	21	by Jacksonville (8/26)
Digs	27	by Auburn (10/28)
	27	by Texas-San Antonio (9/9)
	27	by Jacksonville (8/26)
Aces	1	by Tennessee (9/25); by Rice (9/11)
Blocks	1.0	by Texas-San Antonio (9/9)
	1.0	by Mississippi State (10/14)

INDIVIDUAL HIGHS

Kills	35	by Laura Jones, Texas A&M (9/10)
Attempts	88	by Laura Jones, Texas A&M (9/10)
Hitting Pct.	.833	by Emily Withers, Jacksonville State (9/3)
Assists	60	by Ashleigh Shear, Ole Miss (11/4)
Digs	36	by Jenni Casper, Kentucky (11/11)
Aces	5	twice, last by Megan Lukasek, Miss. State (11/4)
Total Blocks	13	by Amy Allison, Arkansas (10/5)

2005 SEC TOURNAMENT RESULTS

NOVEMBER 18-20 • TUSCALOOSA, ALA. • THE CAVE

FIRST ROUND - NOV. 18

No. 1 Florida def. No. 8 Georgia, 3-0
No. 2 Tennessee def. No. 7 Mississippi State, 3-0

No. 6 Alabama def. No. 3 LSU, 3-0

SEMIFINALS - NOV. 19

No. 1 Florida def. No. 4 Arkansas, 3-2
No. 6 Alabama def. No. 2 Tennessee, 3-2

CHAMPIONSHIP - NOV. 20

No. 1 Florida def. No. 6 Alabama, 3-0

SEC ALL-TOURNAMENT TEAM

Bridget Fuentez, Alabama
 Jessica Yearout, Alabama
 Amy Allison, Arkansas
 Jane Collymore, Florida
 Kisyia Killingsworth, Florida
 Angie McGinnis, Florida
 Julie Knytych, Tennessee

TOURNAMENT MVP:

Amy Morris, Tennessee

INTRO

THIS IS LSU

TIGERS

COACHES

OPPONENTS

REVIEW

HISTORY

RECORDS

MEDIA



- INTRO
- THIS IS LSU
- TIGERS
- COACHES
- OPPONENTS
- REVIEW**
- HISTORY
- RECORDS
- MEDIA

2005 SEC STANDINGS

EASTERN DIVISION

TEAM	SEC	PCT.	ALL	PCT.
* Florida	15-1	.938	33-3	.917
Tennessee	13-3	.812	25-9	.735
Kentucky	10-6	.625	17-12	.586
Georgia	5-11	.312	10-18	.357
South Carolina	5-11	.312	13-14	.481

WESTERN DIVISION

TEAM	SEC	PCT.	ALL	PCT.
*LSU	11-5	.688	21-8	.724
*Arkansas	11-5	.688	21-12	.636
Alabama	9-7	.562	23-11	.676
Mississippi State	6-10	.375	15-12	.556
Auburn	2-14	.125	8-16	.333
Ole Miss	1-15	.062	7-22	.241

! - SEC Champion | * - SEC Tournament Champion | * Division Champion

INDIVIDUAL SEC AWARDS

COACH OF THE YEAR	Craig Skinner, Kentucky
PLAYER OF THE YEAR	Jane Collymore, Florida
DEFENSIVE PLAYER OF THE YEAR	Jenni Casper, Kentucky
FRESHMAN OF THE YEAR	MARINA SKENDER, LSU
SCHOLAR-ATHLETE OF THE YEAR	Danielle Wallace, Kentucky

ALL-SEC FIRST TEAM

Jane Collymore	Florida
Kisya Killingsworth	Florida
Angie McGinnis	Florida
Alexandra Oquendo	Georgia
IVANA KUZMIC	LSU
Kristen Andre	Tennessee
Yuliya Stoyanova	Tennessee

ALL-SEC SECOND TEAM

Bridget Fuentez	Alabama
Amy Allison	Arkansas
Marcia Hampton	Florida
Julia Petruschke	Georgia
Amy Kaplan	Kentucky
JELENA MIJATOVIC	LSU
MARINA SKENDER	LSU
Shonda Cole	South Carolina
Sarah Blum	Tennessee
Julie Knytych	Tennessee
Amy Morris (Libero)	Tennessee

ALL-SEC FRESHMAN TEAM

Sarah Snider	Alabama
Christina Lawrence	Arkansas
Maria Taylor	Georgia
Queen Nzenwa	Kentucky
MARINA SKENDER	LSU
KYNA WASHINGTON	LSU
Marija Milosevic	South Carolina

SEC PLAYERS OF THE WEEK

WEEK	PLAYER	POSITION
1	IVANA KUZMIC, LSU	MIDDLE BLOCKER
2	Kelly Potter, Alabama	Outside Hitter
3	Rachel Cooper, Mississippi State	Outside Hitter
4	MARINA SKENDER, LSU	RIGHT SIDE
5	Jane Collymore, Florida	Outside Hitter
6	Kristen Andre, Tennessee	Middle Blocker
7	Kisya Killingsworth, Florida	Middle Blocker
8	Crystal Hudson, Alabama	Middle Blocker
9	Kristen Andre, Tennessee	Middle Blocker
10	Kristen Andre, Tennessee	Middle Blocker
11	Jane Collymore, Florida	Outside Hitter
12	Julie Knytych, Tennessee	Setter

SEC DEFENSIVE PLAYERS OF THE WEEK

WEEK	PLAYER	POSITION
1	Brooke Burlingame, Georgia	Libero
2	Rachel Engel, Florida	Libero
3	IVANA KUZMIC, LSU	MIDDLE BLOCKER
4	Meagan Welch, Georgia	Right Side
5	IVANA KUZMIC, LSU	MIDDLE BLOCKER
6	Amy Allison, Arkansas	Middle Blocker
7	Jenni Casper, Kentucky	Libero
8	Amy Allison, Arkansas	Middle Blocker
9	Rachel Engel, Florida	Libero
10	IVANA KUZMIC, LSU	MIDDLE BLOCKER
11	Karla Crose, Arkansas	Middle Blocker
12	Jenni Casper, Kentucky	Libero

SEC FRESHMEN OF THE WEEK

WEEK	PLAYER	POSITION
1	Christina Lawrence, Arkansas	Outside Hitter
2	Maria Taylor, Georgia	Outside Hitter
3	Sarah Snider, Alabama	Outside Hitter
4	MARINA SKENDER, LSU	RIGHT SIDE
5	Maria Taylor, Georgia	Outside Hitter
6	Ashlee Fisher, Kentucky	Outside Hitter
7	Milan Clarke, Tennessee	Outside Hitter
8	KYNA WASHINGTON, LSU	OUTSIDE HITTER
9	MARINA SKENDER, LSU	RIGHT SIDE
10	Christina Lawrence, Arkansas	Outside Hitter
11	MARINA SKENDER, LSU	RIGHT SIDE
12	MARINA SKENDER, LSU	RIGHT SIDE

SEC ACADEMIC HONOR ROLL (LSU MEMBERS)

Melody Clark
Vanessa Freeman
Michelle Hensgens
Ivana Kuzmic
Jelena Mijatovic
Kate Spytek

TEAM STATISTICS

HITTING PERCENTAGE

TEAM	G	K	E	TA	PCT
Florida	17	1979	605	4562	.301
Tennessee	118	1841	688	4631	.249
Alabama	123	1940	793	4833	.237
LSU	107	1718	732	4259	.232
Arkansas	127	1887	766	4854	.231
South Carolina	100	1436	598	3649	.230
Kentucky	103	1599	648	4263	.223
Georgia	106	1532	634	4069	.221
Mississippi State	99	1429	634	3827	.208
Auburn	87	1175	587	3225	.182
Ole Miss	105	1444	745	3940	.177

OPPONENTS HITTING PERCENTAGE

TEAM	G	K	E	TA	PCT
Florida	117	1549	852	4721	.148
LSU	107	1345	693	3952	.165
Kentucky	103	1467	737	4210	.173
Alabama	123	1636	775	4688	.184
Tennessee	118	1794	859	4992	.187
Arkansas	127	1888	893	5051	.197
Auburn	87	1274	573	3318	.211
Mississippi State	99	1370	594	3662	.212
South Carolina	100	1510	684	3817	.216
Georgia	106	1670	671	4220	.237
Ole Miss	105	1560	573	3670	.269

ASSISTS

TEAM	G	A	A/G
Florida	117	1842	15.74
LSU	107	1568	14.65
Alabama	123	1792	14.57
Tennessee	118	1702	14.42
Kentucky	103	1458	14.16
Georgia	106	1414	13.34
Arkansas	127	1679	13.22
South Carolina	100	1309	13.09
Mississippi State	99	1289	13.02
Ole Miss	105	1330	12.67
Auburn	87	1087	12.49

KILLS

TEAM	G	K	K/G
Florida	117	1979	16.91
LSU	107	1718	16.06
Alabama	123	1940	15.77
Tennessee	118	1841	15.60
Kentucky	103	1599	15.52
Arkansas	127	1887	14.86
Georgia	106	1532	14.45
Mississippi State	99	1429	14.43
South Carolina	100	1436	14.36
Ole Miss	105	1444	13.75
Auburn	87	1175	13.51

BLOCKS

TEAM	G	BS	BA	TB	B/G
Arkansas	127	55	724	417.0	3.28
South Carolina	100	74	455	301.5	3.02
LSU	107	56	514	313.0	2.93
Tennessee	118	57	573	343.5	2.91
Florida	117	88	476	326.0	2.79
Kentucky	103	61	410	266.0	2.58
Georgia	106	73	377	261.5	2.47
Auburn	87	71	256	199.0	2.29
Alabama	123	75	350	250.0	2.03
Mississippi State	99	38	299	187.5	1.89
Ole Miss	105	43	211	148.5	1.41

SERVICE ACES

TEAM	G	SA	SA/G
Mississippi State	99	202	2.04
LSU	107	201	1.88
Florida	117	205	1.75
Alabama	123	201	1.63
South Carolina	100	152	1.52
Kentucky	103	150	1.46
Auburn	87	124	1.43
Ole Miss	105	149	1.42
Tennessee	118	149	1.26
Georgia	106	126	1.19
Arkansas	127	123	0.97

DIGS

TEAM	G	D	D/G
Florida	117	1980	16.92
Tennessee	118	1958	16.59
Kentucky	103	1692	16.43
Alabama	123	1944	15.80
Georgia	106	1607	15.16
LSU	107	1592	14.88
Auburn	87	1285	14.77
Arkansas	127	1869	14.72
Mississippi State	99	1436	14.51
South Carolina	100	1394	13.94
Ole Miss	105	1327	12.64

MATCH WIN-LOSS PCT.

TEAM	-CONFERENCE-		-OVERALL-	
	W-L	PCT	W-L	PCT
Florida	15-1	.938	33-3	.917
Tennessee	13-3	.812	25-9	.735
LSU	11-5	.688	21-8	.724
Arkansas	11-5	.688	21-12	.636
Kentucky	10-6	.625	17-12	.586
Alabama	9-7	.562	23-11	.676
Mississippi State	6-10	.375	15-12	.556
South Carolina	5-11	.312	13-14	.481
Georgia	5-11	.312	10-18	.357
Auburn	2-14	.125	8-16	.333
Ole Miss	1-15	.062	7-22	.241


INDIVIDUAL STATISTICS

HITTING PERCENTAGE

PLAYER, TEAM	G	K	E	TA	PCT
Kisya Killingsworth, UF	117	404	92	767	.407
Kristen Andre, UT	114	412	113	816	.366
Amy Kaplan, UK	102	314	85	650	.352
Alexandra Oquendo, UGA	103	419	116	869	.349
Crystal Hudson, ALA	123	382	111	778	.348
IVANA KUZMIC, LSU	107	244	65	523	.342
Kari Klinkenborg, UF	109	207	63	426	.338
Amber McCray, UF	114	279	87	581	.330
Erin Seago, MSU	99	164	45	373	.319
Sarah Blum, UT	105	238	65	577	.300

KILLS

PLAYER, TEAM	G	K	K/G
Jane Collymore, UF	117	535	4.57
Danielle Wallace, UK	103	451	4.38
Shonda Cole, USC	99	414	4.18
Julia Petruschke, UGA	103	427	4.15
Alexandra Oquendo, UGA	103	419	4.07
JELENA MIJATOVIC, LSU	106	429	4.05
Yuliya Stoyanova, UT	106	418	3.94
Rachel Cooper, MSU	99	387	3.91
Jennifer Amobi, AU	81	308	3.80
Nikki Hill, UM	102	386	3.78



Ivana Kuzmic ranked in the top 10 in the SEC in hitting percentage and blocks per game.

ASSISTS

PLAYER, TEAM	G	A	A/G
Angie McGinnis, UF	117	1575	13.46
Leigh Marcum, UK	87	1068	12.28
Julie Knytych, UT	118	1444	12.24
Brigitte Slack, ALA	123	1453	11.81
Ashleigh Shear, UM	98	1114	11.37
Joanna Pappas, AU	62	662	10.68
Chelsea Young, UGA	97	911	9.39
DANIELA ROMERO, LSU	88	803	9.12
Iris Santos, USC	98	747	7.62
HEATHER FIERCE, LSU	72	543	7.54

SERVICE ACES

PLAYER, TEAM	G	SA	SA/G
JELENA MIJATOVIC, LSU	106	64	0.60
Eva Kriegel, MSU	97	47	0.48
Jane Collymore, UF	117	56	0.48
Kristen Carroll, UM	61	26	0.43
Whitney Jacob, AU	87	37	0.43
Megan Lukasek, MSU	99	38	0.38
Rhian Davis, UF	117	42	0.36
Amy Pauly, ALA	106	38	0.36
Iris Santos, USC	98	32	0.33
Rachel Cooper, MSU	99	32	0.32

BLOCKS

PLAYER, TEAM	G	BS	BA	TB	B/G
Amy Allison, ARK	122	34	189	223.0	1.83
IVANA KUZMIC, LSU	107	23	160	183.0	1.71
Sarah Blum, UT	105	12	149	161.0	1.53
Queen Nzenwa, UK	103	19	126	145.0	1.41
Kisya Killingsworth, UF	117	31	121	152.0	1.30
Karla Crose, ARK	127	7	156	163.0	1.28
Nicole Miller, USC	93	17	88	105.0	1.13
Alexandra Oquendo, UGA	103	19	95	114.0	1.11
Lauren Ford, USC	59	8	57	65.0	1.10
Crystal Johnson, USC	50	10	45	55.0	1.10

DIGS

PLAYER, TEAM	G	D	D/G
Rachel Engel, UF	117	599	5.12
Jenni Casper, UK	103	523	5.08
Amy Morris, UT	108	506	4.69
Jessica Yearout, ALA	123	543	4.41
Ashley Miller, ARK	127	548	4.31
Bailey Veit, AU	87	357	4.10
Megan Lukasek, MSU	99	395	3.99
Brooke Burlingame, UGA	105	402	3.83
KASSI MIKULIK, LSU	107	384	3.59
Nicole Mahan, UM	93	299	3.22



- INTRO
- THIS IS LSU
- TIGERS
- COACHES
- OPPONENTS
- REVIEW**
- HISTORY
- RECORDS
- MEDIA



Ivana Kuzmic

Middle Blocker
6-4 • 2 Letters
Split, Croatia
Arkansas-Little Rock

- ▶ AVCA Honorable Mention All-American
- ▶ AVCA All-South Region
- ▶ Louisiana Player of the Year
- ▶ All-SEC First Team
- ▶ All-Louisiana First Team
- ▶ SEC Player of the Week (8/29)
- ▶ SEC Defensive Player of the Week (9/12, 9/26, 10/31)
- ▶ Georgia Southern Invitational Most Valuable Player
- ▶ SEC Academic Honor Roll

SENIOR SEASON (2005)

Played in 107 games in 29 matches ... Named an AVCA Honorable Mention All-American and an AVCA All-South Region selection ... Was a first-team All-SEC honoree ... Named the Louisiana Player of the Year ... Member of the All-Louisiana first team ... Selected the SEC Defensive Player of the Week on Sept. 12, Sept. 26 and Oct. 31, the most SEC Defensive Player of the Week honors by any player in the league ... Selected the SEC Player of the Week on Aug. 29 ... Named the Most Valuable Player at the Georgia Southern Invitational ... Broke the school record and posted the 22nd best hitting percentage in NCAA history with a .923 mark against Campbell on Aug. 27 ... Also recorded the fourth-best hitting percentage in school history with a .833 mark against Tennessee on Sept. 25 ... Broke the LSU career record for blocks per game with a 1.65 mark in her two seasons with the Tigers ... Also broke the single-season record with a 1.71 mark ... Posted the third-most single-season blocks assists in school history with 160 ... Ranked second in the SEC and seventh in the NCAA with 1.71 blocks per game ... Also ranked sixth in the league in hitting percentage in the SEC ... Posted the fifth-most block assists and seventh-most total blocks in a five-game match with 13 against Notre Dame on Sept. 18 ... Ranked third in the SEC in blocks per game and ninth in hitting percentage in conference matches ... Became the first player since Stacey Samuels in 1985-86 to post four double-figure blocking matches in the back-to-back seasons ... Moved into the top 10 in career block assists in school history with 290 despite playing only two years at LSU ... Became the first player to wear an LSU uniform to record 700 career blocks (including her first two seasons at Arkansas-Little Rock) ... Also posted her 1,000th career kill against South Carolina on Sept. 23 ... Led or tied for the team lead in blocking in 25 of 29 matches ... Led the team in kills on five occasions ... Posted one double-double ... Recorded double-figure kills in nine matches.

KUZMIC'S CAREER STATISTICS

YEAR	MP/GP	K	K/G	E	TA	PCT.	A	A/G	SA	SE	SA/G	RE	DIG	D/G	BS	BA	TB	B/G	BE	BHE
2002	27/100	287	2.87	94	655	0.295	14	0.14	25	31	0.25	4	55	0.55	36	180	216	2.16	15	4
2003	29/112	327	2.92	90	762	0.311	10	0.09	24	29	0.21	1	76	0.68	49	100	149	1.33	13	7
2004	28/106	282	2.66	98	666	0.276	11	0.10	7	21	0.07	2	38	0.36	39	130	169	1.59	15	3
2005	29/107	244	2.28	65	523	0.342	11	0.10	0	0	0.00	1	31	0.29	23	160	183	1.71	11	5
TOTALS	113/425	1140	2.68	347	2606	0.304	46	0.11	56	81	0.13	8	200	0.47	147	570	717	1.69	54	19
AT LSU	57/213	526	2.47	163	1189	0.305	22	0.10	7	21	0.03	3	69	0.32	62	290	352	1.65	26	8



Jelena Mijatovic

Outside Hitter
6-1 • 2 Letters
Belgrade, Serbia
Northwood University

- ▶ All-SEC Second Team
- ▶ All-Louisiana First Team
- ▶ Georgia State Invitational Most Valuable Player
- ▶ UTSA Dome Rally All-Tournament Team
- ▶ Georgia Southern All-Tournament Team
- ▶ SEC Academic Honor Roll

SENIOR SEASON (2005)

Played in 106 games in 29 matches ... Named a Second-team All-SEC selection ... Selected to the all-tournament team at the prestigious UTSA Dome Rally ... Most Valuable Player at the Georgia State Invitational ... Member of the Georgia Southern Invitational All-Tournament team ... Broke the LSU career record for service aces per game ... Led the SEC and ranked 13th in the NCAA in service aces per game ... Also led the SEC in service aces per game in conference matches ... Ranked sixth in the league in kills per game ... Recorded the sixth-most kills in a three-game match in school history with 21 against Jacksonville on Aug. 26 ... Tied the school record with 70 attempts in a five-game match against Texas A&M on Sept. 10 ... Also posted the third-most total attempts with 69 against Notre Dame on Sept. 18 ... Recorded the fifth most service aces in a four-game match with seven against Georgia Southern on Aug. 26 ... Posted 11 double-doubles on the season ... Recorded nine 20-plus kill matches... Led the team with 23 double-figure kill matches ... Posted double-figure digs in 11 matches ... Led the team in kills in 15 matches and in digs in four matches ... Recorded her 1,000th career kill against Georgia State on Sept. 2 ... Also finished her career with over 700 career digs.

MIJATOVIC'S CAREER STATISTICS

YEAR	MP/GP	K	K/G	E	TA	PCT.	A	A/G	SA	SE	SA/G	RE	DIG	D/G	BS	BA	TB	B/G	BE	BHE
2002	33/91	317	3.48	132	682	0.271	14	0.15	11	28	0.12	27	98	1.08	6	32	38	0.42	9	2
2003	25/90	321	3.57	152	774	0.218	8	0.09	72	84	0.80	48	203	2.26	4	30	34	0.38	8	2
2004	26/92	294	3.20	163	757	0.173	19	0.21	71	96	0.77	42	221	2.40	5	25	30	0.33	14	2
2005	29/106	429	4.05	239	1040	0.183	27	0.25	64	116	0.60	56	264	2.49	4	50	54	0.51	24	2
TOTALS	113/379	1361	3.59	686	3253	0.208	68	0.18	218	324	0.575	173	786	2.07	19	137	156	0.41	55	8
AT LSU	55/198	723	3.65	402	1797	0.179	46	0.23	135	212	0.682	98	485	2.45	9	75	84	0.42	38	4

LEYBALL VOLLEYBALL
LEYBALL HISTORY YBALL



LEYBALL VOLLEYBALL
LEYBALL VOLLEYBALL
LEYBALL VOLLEYBALL

VANESSA FREEMAN

- INTRO
- THIS IS LSU
- TIGERS
- COACHES
- OPPONENTS
- REVIEW
- HISTORY**
- RECORDS
- MEDIA

POSTSEASON HISTORY



NCAA TOURNAMENT

Overall Record: 10-7
Best Finish: Final Four (1990 & 1991)

1986

FIRST ROUND - BATON ROUGE, LA.

defeated Arizona 15-12, 5-15, 15-12, 12-15, 15-9

SOUTH REGIONAL - AUSTIN, TEXAS

defeated Texas-Arlington 15-7, 15-5, 15-9
lost to Texas 3-15, 11-15, 13-15

1987

FIRST ROUND - GAINESVILLE, FLA.

lost to Florida 10-15, 15-7, 10-15, 15-10, 10-15

1989

FIRST ROUND - BATON ROUGE, LA.

defeated Houston 13-15, 15-12, 8-15, 15-7, 15-3

SOUTH REGIONAL - AUSTIN, TEXAS

lost to Texas-Arlington 15-13, 15-11, 11-15, 13-15, 5-15

1990

FIRST ROUND - BATON ROUGE, LA.

defeated Louisville 15-9, 15-1, 15-7

SOUTH REGIONAL - AUSTIN, TEXAS

defeated Texas Tech 15-11, 15-12, 15-5
defeated Texas 8-15, 4-15, 15-10, 15-11, 17-15

FINAL FOUR - COLLEGE PARK, MD.

lost to UCLA 13-15, 10-15, 6-15

1991

FIRST ROUND - BATON ROUGE, LA.

defeated Houston 15-5, 15-5, 16-14

SOUTH REGIONAL - BATON ROUGE, LA.

defeated Texas Tech 15-6, 15-7, 15-10
defeated Florida 15-10, 15-10, 12-15, 15-13

FINAL FOUR - LOS ANGELES, CALIF.

lost to Long Beach State 13-15, 15-6, 10-15, 13-15

1992

FIRST ROUND - LUBBOCK, TEXAS

defeated Texas Tech 15-7, 15-8, 15-5

SOUTH REGIONAL - GAINESVILLE, FLA.

lost to Texas 9-15, 15-13, 12-15, 4-15

2005

FIRST ROUND - AUSTIN, TEXAS

lost to Texas 19-30, 28-30, 26-30



NATIONAL INVITATIONAL VOLLEYBALL CLASSIC

Overall Record: 6-0
Best Finish: Champion (1993)

1993

AT KANSAS CITY, MO.

defeated Siena 15-4, 15-3, 15-13
defeated Georgia Tech 15-13, 15-10, 12-15, 15-5
defeated Bowling Green 15-13, 15-8, 15-9
defeated Kansas 10-15, 15-8, 15-11, 15-11
defeated Utah 15-7, 7-15, 15-8, 15-8
defeated Baylor 15-5, 16-14, 15-10



1986

Overall Record: 35-9
SEC Champions
SEC Tournament Champions
NCAA Quarterfinalist

LSU made its first NCAA Tournament appearance in 1986 after winning its first Southeastern Conference championship. The Tigers made a run at the Final Four in their first trip to the tournament by beating Arizona at home in round one and Texas-Arlington at the South Regional in Austin, Texas. However, Texas ended LSU's run as the Longhorns used the home court advantage to sweep the Tigers out of the tournament.



1987

Overall Record: 25-11
SEC Runner-Up

Making its second straight appearance in the NCAA Tournament, LSU did not last long as Florida ousted the Tigers from the tournament in a five-game thriller in Gainesville, Fla. The match was the third of the year for the two teams. They had split the first two with LSU winning the regular season match and Florida winning in the SEC Tournament.

1989

Overall Record: 30-8
SEC Champions
SEC Tournament Champions

The Tigers returned to the NCAA Tournament after a one year absence from the event in 1988. Playing on its home court, LSU survived a five-game scare from Houston to advance to the South Regional in Austin, Texas. There, Texas-Arlington exacted revenge for a tournament loss from 1986 by rallying from two games down to win the last three and advance.

- INTRO
- THIS IS LSU
- TIGERS
- COACHES
- OPPONENTS
- REVIEW
- HISTORY**
- RECORDS
- MEDIA



1990

Overall Record: 34-7
SEC Champions
SEC Tournament Champions
NCAA Final Four

Coming off the second conference championship in as many years, LSU cruised into the South Regional with a sweep of Louisville in the first round of the tournament. In Austin, Texas, the Tigers ousted Texas Tech and knocked off Texas on the Longhorns home court with a 17-15 game five win to advance to the Final Four for the first time in school history. In College Park, Md., LSU fell to eventual national champion UCLA, 3-0, in the national semifinals.



1991

Overall Record: 35-2
SEC Champions
SEC Tournament Champions
NCAA Final Four

With only one loss, LSU entered the NCAA Tournament as a favorite to return to the Final Four and the Tigers did not disappoint. LSU beat Houston in the first round for the second time in three years to advance to the South Regional, which the Tigers hosted. After sweeping Texas Tech, LSU ran into a Florida team that had handed the Tigers their only loss. A tough four-game victory later and LSU was back in the Final Four. This year in Los Angeles, Calif., the Tigers fell in four games to Long Beach State. Until Florida in 2002, the 1991 LSU team was the only team from the SEC to win a game in the NCAA Final Four.



1992

Overall Record: 26-9
SEC Runner-Up
SEC Tournament Runner-Up

LSU had to travel for its first round match for the first time since 1987, this time to Lubbock, Texas, where the Tigers ousted Texas Tech from the tournament in just three games for the third consecutive year. At the South Regional in Gainesville, Fla., Texas knocked LSU out of the tournament in four games, ending hopes of a third straight Final Four appearance by the Tigers.

1993

Overall Record: 21-16
NIVC Champions

For the first time since 1988 and only the second since 1985, LSU was left out of the NCAA Tournament. Despite not making the tournament, the Tigers showed why they deserved a bid by coasting to the NIVC Championship in Kansas City, Mo., by dropping only three games in the team's six tournament victories. LSU swept Baylor in the tournament final.



2005

Overall Record: 25-11
SEC Western Division Co-Champion

Making its first trip to the NCAA Tournament since 1992, the Tigers had to travel to Austin, Texas, for their first round match against seventh-ranked Texas. LSU put up a gutsy performance against the Longhorns, but could not pull off the upset victory, falling in three games to end its best season in over a decade despite having to play on the road for the majority of the season due to the aftermath of Hurricanes Katrina and Rita.





SEC CHAMPIONS

YEAR	TEAM	RECORD	LSU FINISH	RECORD
1979*	Kentucky	35-18		
1980*	Kentucky	39-8		
1981*	Tennessee	34-22		
1982*	Tennessee	31-17	4th	
1983	Kentucky	5-0	2nd	4-1
1984	Kentucky	6-0	3rd	4-2
1985*	Georgia	5-1	2nd	5-1
1986	LSU , Georgia	5-1	1st	5-1
1987	Kentucky	7-0	2nd	6-1
1988	Kentucky	7-0	2nd	5-2
1989	LSU	8-0	1st	8-0
1990	LSU	8-0	1st	8-0
1991	LSU , Florida	13-1	1st	13-1
1992	Florida	14-0	2nd	12-2
1993	Florida	14-0	4th	8-6
1994	Florida	13-1	9th	4-11
1995	Florida	14-0	2nd (West)	8-7
1996	Florida	14-0	4th (West)	6-9
1997	Florida	14-0	6th (West)	0-15
1998	Florida	14-0	4th (West)	5-10
1999	Florida	14-0	3rd (West)	7-8
2000	Florida	14-0	3rd (West)	6-9
2001	Florida	14-0	2nd (West)	10-5
2002	Florida	16-0	2nd (West)	9-7
2003	Florida	16-0	3rd (West)	6-10
2004	Florida, Tenn.	15-1	3rd (West)	8-8
2005	Florida	15-1	T-1st (West)	11-5

* - Final conference standings based on overall records

* - SEC Tournament champion recognized prior to 1986

SEC CHAMPIONSHIP TOTALS

Florida	14
Kentucky	6
LSU	4
Tennessee	3
Georgia	2

ALL-TIME SEC STANDINGS

SCHOOL	YEARS	WINS	LOSSES	PCT.
Florida	22	242	28	.896
Arkansas	12	144	40	.783
Georgia	23	157	114	.579
LSU	23	158	121	.566
Kentucky	23	147	124	.542
Tennessee	23	140	131	.517
South Carolina	15	111	107	.509
Alabama	17	98	144	.405
Auburn	19	94	162	.367
Ole Miss	23	69	210	.247
Mississippi State	23	49	230	.176

SEC TOURNAMENT CHAMPIONS

YEAR	CHAMPION	RUNNER-UP	SITE
1979	Kentucky	Tennessee	Tuscaloosa, Ala.
1980	Kentucky	Tennessee	Lexington, Ky.
1981	Tennessee	Alabama	Knoxville, Tenn.
1982	Tennessee	LSU	Baton Rouge, La.
1983	Kentucky	Tennessee	Lexington, Ky.
1984	Tennessee	Kentucky	Knoxville, Tenn.
1985	Georgia	LSU	Oxford, Miss.
1986	LSU	Georgia	Gainesville, Fla.
1987	Kentucky	Florida	Baton Rouge, La.
1988	Kentucky	Tennessee	Pensacola, Fla.
1989	LSU	Kentucky	Pensacola, Fla.
1990	LSU	Georgia	Mobile, Ala.
1991	LSU	Florida	Mobile, Ala.
1992	Florida	LSU	Birmingham, Ala.
1993	Florida	Georgia	Birmingham, Ala.
1994	Florida	Georgia	Gainesville, Fla.
1995	Florida	Arkansas	Baton Rouge, La.
1996	Florida	Arkansas	Columbia, S.C.
1997	Arkansas	Florida	Athens, Ga.
1998	Florida	Arkansas	Fayetteville, Ark.
1999	Florida	Arkansas	Knoxville, Tenn.
2000	Florida	LSU	Gainesville, Fla.
2001	Florida	Arkansas	Knoxville, Tenn.
2002	Florida	Arkansas	Fayetteville, Ark.
2003	Florida	Arkansas	Columbia, S.C.
2004	Tennessee	Florida	Gainesville, Fla.
2005	Florida	Alabama	Tuscaloosa, Ala.

SEC TOURNAMENT CHAMPIONSHIP TOTALS

Florida	12
Kentucky	5
LSU	4
Tennessee	4
Georgia	3
Arkansas	1

ALL-TIME SEC TOURNAMENT STANDINGS

TEAM	APP.	WINS	LOSSES	PCT.
Florida	21	46	10	.821
Arkansas	12	19	11	.633
Kentucky	24	32	20	.615
Tennessee	27	29	24	.547
LSU	27	27	27	.500
Alabama	19	20	20	.500
Georgia	25	26	31	.456
South Carolina	14	9	14	.391
Ole Miss	19	11	24	.314
Auburn	15	5	19	.208
Mississippi State	18	5	22	.185
Vanderbilt	1	0	4	.000

Note: In 2005, the SEC held the final SEC Volleyball Tournament and will now play a double round robin league schedule to determine the SEC champion and who will receive the NCAA bid.

ALL-AMERICANS

- INTRO
- THIS IS LSU
- TIGERS
- COACHES
- OPPONENTS
- REVIEW
- HISTORY**
- RECORDS
- MEDIA



Monique Adams

- ▶ 1991 AVCA (First Team)
- ▶ 1991 VM Asics/Tiger (First Team)
- ▶ 1990 AVCA (First Team)
- ▶ 1990 VM Asics/Tiger (First Team)



Ivana Kuzmic

- ▶ 2005 AVCA (Honorable Mention)



Angie Miller

- ▶ 1992 AVCA (First Team)
- ▶ 1991 AVCA (Second Team)
- ▶ 1991 VM Asics/Tiger (Honorable Mention)



Dani Reis

- ▶ 1992 AVCA (Second Team)
- ▶ 1991 AVCA (Second Team)
- ▶ 1991 VM Asics/Tiger (Honorable Mention)
- ▶ 1991 AVCA (Second Team)
- ▶ 1991 VM Asics/Tiger (Honorable Mention)



Nyla Shepherd

- ▶ 1989 Asics/Tiger (Honorable Mention)



Wendy Stammer

- ▶ 1986 AVCA/Russell Athletic (Second Team)
- ▶ 1986 Volleyball Monthly (Second Team)

TIGER GREATS

U.S. OLYMPIC TEAM

1984 Rose Magers

U.S. OLYMPIC FESTIVAL

1989 Angie Miller

1989 Nyla Shepherd

1989 Julie Stempel

1988 Monique Adams

1987 Scott Luster (coach)

1987 Fran Lupo

1985 Debbie Candilora

1985 Wendy Stammer

1983 Leah Bennett

U.S. JR. NATIONAL TEAM

1989 Monique Adams (B team)

1984 Ruth Nelson (coach)

1984 Leah Bennett

1984 Wendy Stammer

ACADEMIC ALL-AMERICAN

2002 Lauren Cuyler (Third Team)



- INTRO
- THIS IS LSU
- TIGERS
- COACHES
- OPPONENTS
- REVIEW
- HISTORY**
- RECORDS
- MEDIA



Monique Adams earned NCAA Final Four honors in LSU's first trip to the national semi-finals in 1990.

NCAA FINAL FOUR TEAM

- 1991 Angie Miller
- 1990 Monique Adams

NCAA ALL-SOUTH REGIONAL

- 1991 Monique Adams
- 1991 Angie Miller
- 1991 Daniela Reis
- 1990 Monique Adams
- 1990 Daniela Reis
- 1990 Nyla Shepherd
- 1989 Monique Adams

NIVC TOURNAMENT MVP

- 1993 Luciana Santana

NIVC ALL-TOURNAMENT TEAM

- 1993 Tiffany Miller
- 1993 Luciana Reis
- 1993 Luciana Santana

AVCA/SOUTHEAST COACH OF THE YEAR

- 1988 Scott Luster

AVCA ALL-SOUTH REGION FIRST TEAM

- 2005 Ivana Kuzmic
- 1992 Angie Miller
- 1992 Daniela Reis
- 1991 Monique Adams
- 1991 Angie Miller
- 1991 Daniela Reis
- 1990 Monique Adams
- 1990 Daniela Reis

- 1990 Nyla Shepherd
- 1986 Detra Brown
- 1986 Lisa Smith
- 1986 Wendy Stammer

AVCA ALL-SOUTH REGION THIRD TEAM

- 1993 Venessa Hackett (Third Team)
- 1993 Luciana Reis (Third Team)

AVCA ALL-SOUTH HONORABLE MENTION

- 2004 Ivana Kuzmic
- 2002 Jennifer Hampton

ALL-AIAW

- 1979 Bridgette Greer
- 1979 Beverly Hise
- 1979 Michele LaJaunie
- 1979 Tanya Sparks
- 1979 Sandra Zulli
- 1977 Joannette Boutte
- 1977 Mary Beth DuPre
- 1976 Joannette Boutte

AVCA ALL-DISTRICT (DISTRICT IV)

- 1999 Kelly Thompson

SEC COACH OF THE YEAR

- 1990 Scott Luster
- 1989 Scott Luster
- 1986 Scott Luster

SEC FRESHMAN OF THE YEAR

- 2005 Marina Skender Right Side
- 1990 Luciana Reis Outside Hitter
- 1989 Daniela Reis Setter
- 1988 Julie Stempel Middle Blocker



Luciana Reis was the third of three consecutive SEC Freshmen of the Year from LSU.



Nyla Shepherd was a three-time All-SEC selection for the Tigers, as well as a 1989 All-American

FIRST-TEAM ALL-SEC

- 2005 Ivana Kuzmic Middle Blocker
- 2001 Meagan Davis Middle Blocker
- 1999 Kelly Thompson OH/MB
- 1999 Meagan Davis Middle Blocker
- 1996 Carmis Franks Outside Hitter
- 1995 Luciana Santana Outside Hitter
- 1993 Luciana Reis Outside Hitter
- 1993 Venessa Hackett Outside Hitter
- 1992 Angie Miller Middle Blocker
- 1992 Daniela Reis Setter
- 1989 Nyla Shepherd Outside Hitter
- 1989 Julie Stempel Middle Blocker
- 1988 Sibel Gurkan Outside Hitter

SECOND-TEAM ALL-SEC

- 2005 Jelena Mijatovic Outside Hitter
- 2005 Marina Skender Right Side
- 2003 Regan Hood OH/MB
- 2002 Jennifer Hampton Outside Hitter
- 2001 Lauren Cuyler Middle Blocker
- 2001 Jennifer Hampton Outside Hitter
- 2000 Meagan Davis Middle Blocker
- 1998 Meg Norwood Outside Hitter
- 1997 Emily Boken Outside Hitter
- 1996 Randi Winn Setter
- 1995 Jackie Bode Middle Blocker
- 1995 Carmis Franks Outside Hitter
- 1994 Tiffany Miller Middle Blocker
- 1994 Luciana Santana Setter/OH
- 1993 Joanne Moore Outside Hitter
- 1992 Venessa Hackett Outside Hitter
- 1992 Tess Sulatycki Outside Hitter
- 1989 Daniela Reis Setter
- 1989 Tess Sulatycki Outside Hitter
- 1988 Monica Freitas Middle Blocker



A two-time All-SEC selection, Angie Miller was also named to the NCAA Final Four team in 1991.

ALL-SEC TEAMS (*)

1991	Monique Adams	Outside Hitter
1991	Angie Miller	Middle Blocker
1991	Daniela Reis	Setter
1991	Nyla Shepherd	Outside Hitter
1991	Julie Stempel	Middle Blocker
1990	Monique Adams	Outside Hitter
1990	Daniela Reis	Setter
1990	Nyla Shepherd	Outside Hitter
1990	Julie Stempel	Middle Blocker
1987	Lisa Smith	Middle Blocker
1986	Detra Brown	Outside Hitter
1986	Lisa Smith	Middle Blocker
1986	Wendy Stammer	Outside Hitter
1985	Detra Brown	Outside Hitter
1985	Wendy Stammer	Outside Hitter
1984	Leah Bennett	Setter/OH
1983	Leah Bennett	Setter/OH
1982	Leah Bennett	Setter/OH
1982	Claudia Lee	Outside Hitter
1982	Gayle Stammer	Outside Hitter
1981	Leah Bennett	Setter/OH
1981	Rose Magers	Middle Blocker

* - team selections not determined by the SEC

ALL-SEC FRESHMAN TEAM

2005	Marina Skender	Right Side
2005	Kyna Washington	Outside Hitter
2003	Lauren Leaumont	Outside Hitter

SEC TOURNAMENT MVP


1991	Monique Adams
1990	Luciana Reis
1989	Daniela Reis
1986	Detra Brown

ALL-SEC TOURNAMENT TEAM

2000	Lauren Cuyler
1992	Angie Miller
1992	Daniela Reis
1991	Monique Adams
1991	Angie Miller
1991	Daniela Reis
1990	Luciana Reis
1990	Monique Adams
1990	Nyla Shepherd
1990	Julie Stempel
1989	Daniela Reis
1989	Monique Adam
1989	Julie Stempel
1989	Tessa Sulatycki
1988	Fran Lupo
1987	Simone DePaula
1987	Sibel Gurkan
1986	Detra Brown
1986	Wendy Stammer
1985	Detra Brown
1985	Lisa Smith
1985	Wendy Stammer
1984	Leah Bennett
1983	Leah Bennett
1983	Maureen Marek
1983	Paula Rideau
1982	Leah Bennett
1982	Claudia Lee
1981	Rose Magers
1979	Tanya Sparks



Ivana Kuzmic earned SEC Defensive Player of the Week four times in her career, including a league-leading three times in 2005.



Daniela Reis earned All-SEC honors in all four seasons at LSU and was named the 1989 SEC Tournament MVP.

SEC PLAYER OF THE WEEK (SINCE 1996)

2005	Marina Skender	Week 4
2005	Ivana Kuzmic	Week 1
2002	Jennifer Hampton	Week 10
2001	Jennifer Hampton	Week 12
2001	Meagan Davis	Week 9
2000	Meghan Bedford	Week 8
1996	Carmis Franks	Week 13

SEC DEFENSIVE PLAYER OF THE WEEK

2005	Ivana Kuzmic	Week 10
2005	Ivana Kuzmic	Week 5
2005	Ivana Kuzmic	Week 3
2004	Rachel Pittman	Week 11
2004	Ivana Kuzmic	Week 3
2003	Regan Hood	Week 10

SEC FRESHMAN OF THE WEEK

2005	Marina Skender	Week 12
2005	Marina Skender	Week 11
2005	Marina Skender	Week 9
2005	Kyna Washington	Week 8
2005	Marina Skender	Week 4

LOUISIANA COACH OF THE YEAR

2005	Fran Flory
2001	Fran Flory

INTRO

THIS IS LSU

TIGERS

COACHES

OPPONENTS

REVIEW

HISTORY

RECORDS

MEDIA



- INTRO
- THIS IS LSU
- TIGERS
- COACHES
- OPPONENTS
- REVIEW
- HISTORY**
- RECORDS
- MEDIA



A three-time first-team All-Louisiana selection, Meagan Davis became the first LSU player to earn Louisiana Player of the Year honors in 2001.

LOUISIANA PLAYER OF THE YEAR

2005	Ivana Kuzmic	Middle Blocker
2001	Meagan Davis	Middle Blocker

LOUISIANA NEWCOMER OF THE YEAR

2004	Ivana Kuzmic	Middle Blocker
------	--------------	----------------

LOUISIANA FRESHMAN OF THE YEAR

2003	Lauren Leaumont	Outside Hitter
1999	Jennifer Hampton	Outside Hitter

FIRST-TEAM ALL-LOUISIANA

2005	Ivana Kuzmic	Middle Blocker
2005	Jelena Mijatovic	Outside Hitter
2005	Marina Skender	Right Side
2004	Regan Hood	Middle Blocker
2003	Regan Hood	OH/MB
2002	Jennifer Hampton	Outside Hitter
2001	Meagan Davis	Middle Blocker
2001	Jennifer Hampton	Outside Hitter
2000	Meagan Davis	Middle Blocker
1999	Meagan Davis	Middle Blocker
1999	Kelly Thompson	OH/MB

SECOND-TEAM ALL-LOUISIANA

2004	Ivana Kuzmic	Middle Blocker
2003	Lauren Leaumont	Outside Hitter
2002	Cara Causey	Middle Blocker
2001	Lauren Cuyler	Middle Blocker
2001	Katie Kubena	Setter
2000	Meghan Bedford	Right Side
2000	Lauren Cuyler	Middle Blocker
2000	Jennifer Hampton	Outside Hitter

SEC ACADEMIC HONOR ROLL

2005	Melody Clark
2005	Vanessa Freeman
2005	Michelle Hensgens
2005	Ivana Kuzmic
2005	Jelena Mijatovic
2005	Kate Spyttek
2004	Beth Cowley
2004	Regan Hood
2004	Ivana Kuzmic
2004	Rachel Pittman
2003	Beth Cowley
2003	Regan Hood
2003	Lauren Leaumont
2003	Rachel Pittman
2002	Meghan Bedford
2002	Lyndsey Benson
2002	Beth Cowley
2002	Lauren Cuyler
2002	Meagan Davis
2002	Blaise DeRouen
2002	Jennifer Hampton
2002	Regan Hood
2002	Katie Kubena
2002	Kyra Lancon
2002	Rachel Pittman
2002	Addie Prewitt
2001	Meghan Bedford
2001	Lyndsey Benson
2001	Christy Carr
2001	Lauren Cuyler
2001	Meagan Davis
2001	Jenny Greco
2001	Jennifer Hampton
2001	Katie Kubena
2001	Jill Lytle
2001	Lauren O'Connor
2001	Addie Prewitt
2001	Rachel Vogt
2000	Meghan Bedford
2000	Lyndsey Benson
2000	Christy Carr
2000	Lauren Cuyler
2000	Meagan Davis
2000	Jennifer Hampton
2000	Katie Kubena
2000	Jill Lytle
2000	Lauren O'Connor
2000	Addie Prewitt
2000	Claudia Rodriguez
2000	Rachel Vogt
1999	Lyndsey Benson
1999	Meghan Bedford
1999	Christy Carr
1999	Lauren Cuyler
1999	Jill Lytle
1999	Meg Norwood

1999	Lauren O'Connor
1999	Sarah Schneider
1999	Kelly Thompson
1998	Christy Carr
1998	Jill Lytle
1998	Meg Norwood
1998	Lauren O'Connor
1997	Emily Boken
1997	Miranda Cantu
1997	Shannon Hoensing
1997	Jessica Miranda
1997	Meg Norwood
1996	Renata Costa
1996	Shannon Hoensing
1996	Karen Jenny
1996	Jessica Miranda
1996	Meg Norwood
1996	Linda Tran
1995	Renata Costa
1995	Shannon Hoensing
1995	Karen Jenny
1995	Tammy Western
1994	Jocelyn Anderson
1994	Renata Costa
1994	Linda Tran

ACADEMIC ALL-SEC

1993	Joanne Moore
1992	Bonnie Gaudin
1992	Joanne Moore
1992	Katherine Signorelli
1992	Tess Sulatycki
1991	Joanne Moore
1991	Julie Stempel
1991	Tess Sulatycki
1990	Tess Sulatycki
1988	Monica Freitas
1998	Lisa Sulatycki

SEC FRESHMAN ACADEMIC HONOR ROLL

2005	Lauren DeGirolamo
2005	Marina Skender
2004	Michelle Hensgens
2004	Mina Spasojevic
2004	Kate Spyttek



A three-time SEC Academic Honor Roll selection, Beth Cowley played her senior season in graduate school pursuing her MBA.

INTRO
THIS IS LSU
TIGERS
COACHES
OPPONENTS
REVIEW
HISTORY
RECORDS
MEDIA

A

Adams, Monique	1989-90-91
Anderson, Jocelyn	1993-94
Aunon, Christine	1985

B

Batiste, Mary	1978
Bedford, Meghan	1998-99-2000-01
Bennett, Leah	1981-82-83-84
Benson, Lyndsey	1998-99-2000-01
Boada, Yvette	1982-83
Bode, Jackie	1995-96
Boken, Emily	1996-97
Boland, Julie	1986
Boutte, Joannette	1977-78
Britt, Genia	1980
Brooks, Monica	1981-82
Brown, Detra	1983-84-85-86
Bryant, Jeannie	1982
Burke, Priscila	1994

C

Callais, Verna	1992
Candilora, Debbie	1983
Cantu, Miranda	1994-95-96-97
Card, Alice	1983-84-85-86
Carr, Christy	1997-98-99-2000
Castillo, Dana	1988-89-90-91
Causey, Cara	2002
Chamberlain, Lauren	1980
CLARK, MELODY	2003-04-05
Constant, Markeisha	2003
Cormier, Estella	1980
Costa, Renata	1993-94-95-96
Cowley, Beth	2001-02-03-04
Crane, Melinda	1980-81
Cuyler, Lauren	1998-2000-01-02

D

Davis, Meagan	1998-99-2000-01
DePaula, Simone	1984-85-86-87
DeRouen, Blaise	2001-02
Dessauer, Christine	1996-98
Duplantis, Helena	1987-88
Dupre, Mary Beth	1977-78

F

Franks, Carmis	1993-94-95-96
FREEMAN, VANESSA	2004-05
Freese, Amy	1982-83
Freitas, Monica	1987-88

G

Galliano, Lacey	2003-04
Gaudin, Bonnie	1991-92
Greco, Jenny	2000-01-02
Greco, Sarah	2004
Greer, Bridgette	1977-78-79

Guest, Debra	1980
Gurkan, Sibel	1987-88

H

Hackett, Vanessa	1992-93
Hampton, Jennifer	1999-2000-01-02
Heinz, Megan	2002-03
Henry, Roxanne	1993-94-95-96

HENSGENS, MICHELLE 2004-05

Hise, Beverly	1977-78-79
Hlaven, Cathy	1986-87-88-89
Hoesing, Shannon	1994-95-96-97
Hood, Regan	2001-02-03-04

J

James, Laura	1983
Jenny, Karen	1995-96
Johnson, Tonya	1987-88-89-90
Jordan, Angie	2000
Jurisich, Allison	1993

K

Knox, Cathy	1994-95-96
Kubena, Katie	1999-2000-01-02
Kun, Allison	1984-85
Kuzmic, Ivana	2004-05

L

LaGrange, Jennifer	1989-90-91-92
Lajaunie, Michele	1977-78-79
Lancon, Kyra	2001-02
LEAUMONT, LAUREN	2003-04-05
Lee, Claudia	1982
Lirette, Marel	1985
Lucas, Penny	1980-81-82-83
Lupo, Fran	1987-88
Lytile, Jill	1997-98-99-2000

M

Magers, Rose	1981
Magos, Meredith	1991
Marek, Maureen	1981-82-83
MARTINEZ, ELENA	2005
Mays, Tena	1980-81
McHenry, Tish	1981-82
Mijatovic, Jelena	2004-05

MIKULIK, KASSI 2003-04-05

Miller, Angie	1991-92
Miller, Tiffany	1992-93-94
Miranda, Jessica	1995-96-97-98
Moore, Joanne	1990-91-92

N

Neumier, Peggy	1980
Norwood, Meg	1996-97-98-99

O

O'Connor, Lauren	1997-98-99-2000
O'Meara, Peggy	1984
Osterhoff, Kim	1984-85-86

P

Payne, Tracey	1986-87-88-89
Perry, Janie	1986-87-88-89
Peterson, Kelli	1979
Pittman, Rachel	2001-02-03-04
Prewitt, Addie	2000-01
Pritchett, Marie	1992

R

Reirson, Sarah	1994
Reis, Daniela	1989-90-91-92
Reis, Luciana	1990-91-92-93
Resweber, Rachel	1986
Richards, Sybil	1979
Rideau, Paula	1980-81-82-83
ROMERO, DANIELA	2003-04-05
Ruttley, Christie	2003

S

Samuels, Stacey	1984-85-86
Santana, Luciana	1992-93-94-95
Schaff, Kelli	1989-90
Scheider, Sarah	1998-99
Seger, Nikki	1980
Shepherd, Nyla	1988-89-90-91
Sheriff, Mae	1981
Signorelli, Katherine	1992
SKENDER, MARINA	2005
Small, Shafeeqa	1993-94
Smith, Lisa	1984-85-86-87
Sparks, Tonya	1979
Stammer, Gayle	1982-83
Stammer, Wendy	1983-84-85-86
Stempel, Julie	1988-89-90-91
Sulatycki, Lisa	1987-88-89-90
Sulatycki, Tess	1989-90-91-92

T

Templet, Sandy	1988
Thompson, Kelly	1996-97-98-99
Tran, Linda	1994-95
Trowbridge, Kristin	1997-98

V

Vogt, Rachel	1999-2000-01-02
--------------	-----------------

W

WASHINGTON, KYNA	2005
Western, Tammy	1992-93-94-95
Winn, Randi	1995-96
Wynn, Sharen	1979

Z

Zulli, Sandra	1979-80-81
---------------	------------



- INTRO
- THIS IS LSU
- TIGERS
- COACHES
- OPPONENTS
- REVIEW
- HISTORY
- RECORDS**
- MEDIA



In 2006, the LSU volleyball program will begin its 25th season in the Pete Maravich Assembly Center, the largest volleyball venue in the Southeastern Conference. The structure, which was renamed in honor of the all-time LSU and NCAA men's basketball scoring leader on July 22, 1988, seats 13,425 and ranks as one of the finest college athletic arenas in the nation.

On July 1, 2004, the management of the Maravich Center came under the direction of the LSU Athletics Department. The building is now undergoing a multi-year refurbishment that will continue to keep it among the great volleyball venues in the South.

The renovation began three years ago with new television lighting and continued two years ago with a new roof surface. Last season, the inside of the Maravich Center saw an upgrade as the seats were replaced and the interior was given a complete makeover, reestablishing the bright look the building had in the 1970s and 1980s.

The outside windows of the building now feature the Tiger mascot running around the arena. Volleyball fans can also see a redesigned concourse with video and graphic displays, renovated concession stands and video kiosks showcasing the best of the sports that play in the building - men's and women's basketball, volleyball and gymnastics.

The Tiger volleyball team enjoys the comforts of a spacious locker room. The two-tiered fully carpeted facility features individual cubicles for each athlete, a meeting room and storage area.

Between 1985 and 1992, the Maravich Center was one of the top home courts in the nation, as LSU ran up a 110-10 (.917) record. During that time, LSU recorded a 37-match home-court win streak, which is the second-longest streak in SEC history. In 1991, the Tigers enjoyed possibly their finest season in the arena as LSU recorded a perfect 16-0 record. LSU also advanced to the Final Four through the NCAA South Regional, which was held in Baton Rouge.

The Tigers have now posted eight consecutive seasons without a losing record in the Maravich Center, making it once again a tough place for visiting teams to play. Over that span, LSU has a record of 58-33 (.637), including an undefeated 6-0 mark in 2005.

Since beginning play in the arena in 1982, the Tigers have notched an 252-108 (.700) record. In that time, LSU has posted only three losing seasons at home.

The Maravich Center has also played host to SEC and NCAA Tournaments for volleyball as well as basketball and gymnastics. The 1982, 1987 and 1995 SEC Volleyball Championships were all held in the arena. The Maravich Center has also been the site of three NCAA Championship first round matches as well as the NCAA South Regional in 1991.

The NCAA Women's Basketball First/Second Rounds in 1997, 1999, 2000 and 2004, as well as the SEC Men's Basketball Tournament in 1988, were held in the Maravich Center. The SEC Gymnastics Championships came to the arena in 1999 and the NCAA Central Regionals for gymnastics were held there in 2002 and 2004.

Along with the main court area, an auxiliary gym with a recently refinished court is located underground in the north section of the arena. Nearly all Tiger volleyball practices take place in the auxiliary gym.



YEAR-BY-YEAR IN THE MARAVICH CENTER

OVERALL RECORD: 252-108 (.700)
LONGEST WINNING STREAK: 37 (Oct. 2, 1985-Nov. 20, 1987)
LONGEST LOSING STREAK: Six (Oct. 10, 1997-Nov. 13, 1997)
MOST MATCHES WON IN A SEASON: 21 (1982)
MOST MATCHES LOST IN A SEASON: 11 (1983)
BEST WINNING PCT IN A SEASON: 1.000 (1986, 1991, 2005)

YEAR	MATCHES	RECORD	PCT.
1982	28	21-7	.750
1983	26	15-11	.577
1984	19	11-8	.579
1985	10	9-1	.900
1986	14	14-0	1.000
1987	18	17-1	.944
1988	15	11-4	.733
1989	18	17-1	.944
1990	14	13-1	.929
1991	16	16-0	1.000
1992	15	13-2	.866
1993	16	8-8	.500
1994	15	6-9	.400
1995	16	12-4	.750
1996	13	5-8	.385
1997	16	6-10	.375
1998	13	8-5	.615
1999	14	10-4	.714
2000	14	7-7	.500
2001	10	8-2	.800
2002	9	5-4	.556
2003	12	6-6	.500
2004	13	8-5	.615
2005	6	6-0	1.000
TOTALS	360	252-108	.700

TOP 10 VOLLEYBALL HOME ATTENDANCES

RANK	ATTENDANCE	OPPONENT	DATE
1	2,250 (est.)	Kentucky	Nov. 20, 1992
2	2,038	Florida	Nov. 24, 1991
3	1,656	Florida	Oct. 9, 1992
4	1,613	Texas	Oct. 2, 1991
5	1,563	Mississippi State	Oct. 14, 2005
6	1,349	Louisville	Dec. 1, 1990
7	1,313	Hawai'i	Oct. 24, 2003
8	1,266	Georgia	Oct. 11, 1991
9	1,150	Ole Miss	Nov. 15, 1991
10	984	Kentucky	Oct. 24, 2004