

2025-26 MEN'S BASKETBALL GAME NOTES



NATIONAL TITLES 1935
SEC CHAMPIONS 1935 • 1953 • 1954 • 1979
 1981 • 1985 • 1991 • 2000 • 2006 • 2009 • 2019
FINAL FOUR 1953 • 1981 • 1986 • 2006

GAME
26



Texas
February 17, 2026

8 p.m. CT
Moody Center
Austin, Texas

TV: SEC Network
LSU Sports Radio Network
Guaranty Media BR Flagship
Eagle 98.1 FM

2025-26 LSU SCHEDULE

LSU (14-11, 2-10)

H - 9-5 (1-5); A - 2-5 (1-5); N - 3-1; OT - 1-0

November

Wed. 5	TARLETON STATE (SECN+)	W, 96-60
Mon. 10	NEW ORLEANS (SECN+)	W, 93-58
Thur. 13	FLORIDA INTERNATIONAL (SECN+)	W, 98-81
Tues. 18	ALCORN STATE (SECN+)	W, 107-81
Fri. 21	OMAHA (SECN+)	W, 99-73
Emerald Coast Challenge		
Fri. 28	vs. Drake (CBS Sports Network)	W, 71-62
Sat. 29	vs. DePaul (CBS Sports Network)	W, 96-63

December

ACC/SEC Challenge		
Wed. 3	at Boston College. (ACC Net)(ot)	W, 78-69
Coast-to-Coast Challenge -- Fort Worth, Texas		
Sun. 7	vs. Texas Tech (ESPN2)	L, 58-82
Compete 4 Cause Classic -- New Orleans, Louisiana		
Sat. 13	vs. SMU (SEC Network)	W, 89-77
Fri. 19	SOUTHEASTERN (SECN+)	W, 78-65
Mon. 22	PRAIRIE VIEW (SEC Network)	W, 104-90
Mon. 29	SOUTHERN MISSISSIPPI (SECN+)	W, 90-62

January

Sat. 3	*at Texas A&M (ESPNU)	L, 72-75
Tues. 6	*SOUTH CAROLINA (ESPNU)	L, 68-78
Sat. 10	*at Vanderbilt (SEC Network)	L, 73-84
Wed. 14	*KENTUCKY (SEC Network)	L, 74-75
Sat. 17	*MISSOURI (SEC Network)	W, 78-70
Tues. 20	*at Florida (ESPN2)	L, 61-79
Sat. 24	*at Arkansas (SEC Network)	L, 71-75
Wed. 28	*MISSISSIPPI STATE (SECN+)	L, 66-80
Sat. 31	*at South Carolina (SECN+)(ot)	W, 92-87

February

Sat. 7	*GEORGIA (SEC Network)	L, 71-83
Tues. 10	*ARKANSAS (SEC Network)	L, 62-91
Sat. 14	*at Tennessee (SEC Network)	L, 63-73
Tues. 17	*at Texas (SEC Network)	8 p.m.
Sat. 21	*ALABAMA (SEC Network)	5 p.m.
Wed. 25	*at Ole Miss (SEC Network)	8 p.m.
Sat. 28	*OKLAHOMA (SEC Network)	5 p.m.

March

Tues. 3	*at Auburn (SEC Network)	9 p.m.
Sat. 8	*TEXAS A&M (SEC Network)	5 p.m.
SEC TOURNAMENT -- Bridgestone Arena, Nashville, Tenn.		
Wed.-Sunday 11-15 (SEC Network, ESPN)		

* = SEC Games; All Times Central; Home Games in ALL CAPS.
SECN+ is streaming broadcast.

ON THE AIR

LSU Play-by-Play: Chris Blair
 ((SPORTS RADIO)) Analyst: John Brady
 NETWORK

TV: SEC NETWORK
 Play-by-Play: Lowell Galindo
 Analyst: Pat Bradley

LSUsports.net

Lineup Based On Last Game Unless Noted

4 RASHAD KING

G • Sr. • 6-6 • 217
Evans, Georgia

25-26 Stats: 5.6 pg, 2.2 rpg, 1.28 ag; SEC: 7.0 pg, 2.3 rg, 2.00 ag, 1.0 sg

- Made his first LSU start against UK (1/14); 12 pts, 3 rebs.
- Returned to starting lineup at SC (1/31), solid 18 points, 7 rebs, 3 asts
- 3-of-6 from distance, 7-of-8 from free throw line.
- Started 7 games, moved to off guard for Tenn. game (2/14).
- 18 treys; 32 assists this season.
- Four assists in 22 minutes against Georgia (2/7/26).

2 JALEN REECE

G • Fr. • 6-0 • 185
Orlando, Florida

25-26 Stats: 4.2 pg, 1.5 rg, 2.64 ag; SEC: 5.1 pg, 1.9 rg, 3.50 ag

- Started, played all 40 minutes at Tenn (2/14) at point guard.
- Scored 15 points, hit three treys with 4 rebounds.
- Third double figure scoring game of the season.
- Returned to starting lineup with injury to Max Mackinnon.
- Started three games at start of SEC play with injury to DJ Thomas.
- Played 73 minutes in last two games -- 19 pts, 11 rebounds, 3 TOs.
- 66 assists, 25 turnovers, 2.64 assist-to-turnover rate.

10 MARQUEL SUTTON

F • 5th yr Senior • 6-9 • 225
Tulsa, Oklahoma

25-26 Stats: 13.5 pg, 7.8 rg, SEC: 12.7 pg, 5.8 rg

- Has now started 124 straight games, 3 seasons Omaha, 25 games at LSU.
- 17 games double figures at LSU.
- 15 pts at Tenn. (2/14), 4th straight double figure scoring game.
- 26 points versus Mizzou (1/17), making 7-of-14 field goals, 2 treys, 10 FTs.
- 6 six double doubles this season.
- Last 4 games, 63 pts, 28 rebs.
- 4 SEC, 86 NCAA in rebound average.

8 PABLO TAMBA

F • Grad. • 6-7 • 206
Malaga, Spain

25-26 Stats: 7.6 pg, 7.0 rg, 1.4 ag, 1.1 sg; SEC: 8.5 pg, 6.0 rg, 1.5 ag, 1.3 sg

- Played last two seasons at UC Davis, after JC year & freshman yr at Idaho St.
- 12 rebounds against UGA (2/7), seventh double figure rebound game this year.
- Had a third double double with 12 pts-10 rebs at Arkansas (1/24).
- Had a 10 points-10 rebounds game against New Orleans (11/10).
- Second double double at SMU (12/13) with 14 points, 10 boards. 7-9 FGs
- Career high 15 rebs (12/29), 2nd LSU player with 15 reb. game in 25-26.
- 13 points at Tenn. (2/14), two treys.
- 10 double figure scoring games.

1 MIKE NWOKO

F • Junior • 6-10 • 261
Toronto, Canada

25-26 Stats: 13.1 pg, 5.5 rg; SEC: 9.9 pg, 5.5 rg

- Played for his native Canada in the Global Jam in August in Toronto
- Efficient game against Alcorn (11/18) with 29 points on 12-of-15 FGs
- Back-to-back 20-pt. games -- 22 vs. USM (12/29); 21 at A&M (1/3).
- Against Carolina (1/6), had career best 13 rebounds.
- In the rematch at Carolina (1/31), 9-of-13 from field, scoring 21 points.
- 7-of-10 FGs, 17 points for LSU at Florida (1/20).
- For season, 129-202 from the field (63.9 percent), 1 SEC/12 NCAA.
- 17 games scoring in double figures.

BREAKDOWN

LSU

RECORD
14-11, 2-10
RANKING
NA
LAST GAME
L, 73-63, at Tennessee,
2/14/16

HEAD COACH
Matt McMahon
CAREER RECORD
213-140 (11th season)
LSU RECORD
59-64 (4th season)
VS. TEXAS
0-2

TEXAS

RECORD
16-9, 7-5
RANKING
NA
LAST GAME
W, 85-68, at Missouri,
2/14/16

HEAD COACH
Sean Miller
CAREER RECORD
503-205 (22nd season)
TEXAS RECORD
16-9 (1st season)
VS. LSU
1-0

LSU UPCOMING MEN'S BASKETBALL MEDIA CALENDAR

16
MONDAY

17
TUESDAY
Game 26 -- LSU at Texas, 8 p.m. CT. (Austin, Texas, Moody Center) SEC Network; LSU Sports Radio Network.

18
WEDNESDAY
Matt McMahon Radio Show, LSU Sports Radio Network, 7 p.m. TJ Ribs on Acadian Thruway.

19
THURSDAY

20
FRIDAY

21
SATURDAY
Game 27 -- Alabama at LSU, Pete Maravich Assembly Center, Baton Rouge, 5 p.m. (SEC Network, LSU Sports Radio Network). LSUTix.net

22
SUNDAY

LSU Media Services

MEDIA AVAILABILITY

Coach Matt McMahon is available for early morning appointments and phone interviews. Please contact Basketball SID Kent Lowe (225-578-1864, clowe@lsu.edu) at least 24 hours in advance.

MEDIA SESSIONS

Coach McMahon meets, when travel schedules permit, with the media prior to some non-conference games and usually Mondays and Thursdays during the SEC season. The sessions take place in the Courtside Club of the Maravich Center in the NW Corridor. Times are announced based on practice plans with players usually one day a week. Some travel and scheduling issues may change the time and day so media should contact the Communications Office to confirm start time ... Player requests need to be in to Kent Lowe at clowe@lsu.edu no later than 24 hours in advance.

POST GAME

Coach McMahon will be in the Courtside Club after the game, the NCAA cooling off period and his courtside radio show ... Requested players will be brought to the media room as well. ... THE LSU DRESSING ROOM IS CLOSED ... The Courtside Club is at the top of the stairs in the Northwest Corridor ... Media may work there after the end of the game. The building will close two hours following the conclusion of the game.

THE MATT MCMAHON SHOW

Presented by FMOL Health Our Lady Of The Lake

The weekly call-in show takes place primarily on Mondays or Wednesdays at 7 p.m. from T.J. Ribs on Acadian Thruway ... The show airs in Baton Rouge on local flagship Eagle 98.1 FM, on the Internet at www.LSUsports.net and on many LSU Sports Radio Network affiliates. The first show is Monday, Jan. 5.

Air Dates for the shows during 2026:

Show 7 -- Wednesday, February 18, 2026 (due to road game on Feb. 17)
Show 8 -- Monday, Feb. 23, 2026
Show 9 -- Wednesday, March 4, 2026 (due to road game March 3)

WHO TO CONTACT

COMMUNICATIONS OFFICE

Michael Bonnette - mbonnet@lsu.edu
Assoc. AD/Communications Director

C. Kent Lowe - clowe@lsu.edu; 225-578-1864
Sr. Assoc. Communications Director
(Basketball Contact)

Mason Siegel -- msiegel@lsu.edu
Graduate Assistant (secondary basketball contact)

COMMUNICATIONS ADDRESS

Athletics Administrations Building
Baton Rouge, La. 70803

ON THE INTERNET

LSUsports.net

The Official Website of LSU Athletics is home to all the basketball information you need. Schedules, results, rosters, bios, statistics and game notes can be found and are always up to date.

LSUsports.net/media

Request credentials online, go to the men's basketball credentials link.

LSUsports.net/brand

Quickly access the official LSU Athletics brand standards, colors and logos online. To request logos please email creative@lsu.edu.

Photo Requests

To request logos please email photo@lsu.edu.

LSU BASKETBALL SOCIAL MEDIA

facebook.com/lsubasketball
x.com/lsubasketball
[instagram/lsubasketball](https://instagram.com/lsubasketball)
x.com/lbukent
x.com/lsumediaalerts
x.com/CoachMcMahon
LSUsports.net/connect

LSUsports.net
f t i



Matt McMahon

Head Coach

@CoachMcMahon

4th Year at LSU · 11th Year as a Head Coach

LSU Coach Matt McMahon has built his program around five core values that define his approach both on and off the court: hard work, unselfishness, toughness, accountability and joy.

Those values were among the first principles he shared when introduced as the 25th head coach in program history on March 22, 2022, and they continue to guide every aspect of LSU Basketball today.

Now entering his fourth season at the helm, Coach McMahon leads a Tigers team energized by a strong recruiting class that blends proven transfers with talented freshmen. The 2025-26 squad is poised to build on the foundation laid in recent years, with an emphasis on chemistry, relentless effort, and steady progress.

This current group thrives on its chemistry, playing for each other with toughness, accountability, and an unselfish spirit. Their joy for the game is evident every time they take the floor, uniting players, coaches, and fans alike.

Guided by those five core principles, the Tigers have continued to strengthen the program's foundation, setting the stage for growth in 2025-26. With added talent and depth at all positions, this year's roster is built to take the next step forward.

Player development remains a cornerstone in the Matt McMahon LSU basketball program.

Robert Miller III enters his sophomore season ready to build on flashes of promise from his freshman year. Over the summer, Miller has committed himself to individual skill development and strength training to add both power and polish his game.

Jalen Reed returns for his redshirt junior season after an early December ACL injury cut short what had been a breakout year. Known for his drive and work ethic, Reed attacked his rehab this summer showing steady progress toward a full return.

The summer has given new players valuable time to work closely with the coaching staff and strength and conditioning coach Mike Chatman, focusing on improving their skills and physical readiness for the long season ahead.

The program has already shown it can take measurable steps forward under Matt McMahon's leadership. In 2024, LSU advanced to postseason play after back-to-back wins over No. 11 South Carolina, 64-63, in Columbia and then a 75-74 win over No. 17 Kentucky in BR.

Last season, LSU showed what it was capable of, beating Florida State in its SEC/ACC Challenge game, winning a triple-overtime win at the Greenbrier over UCF, a road victory at Kansas State, and an amazing rally in the final minute to win at Oklahoma.

McMahon's track record of building winning cultures was firmly established during his seven seasons at Murray State. Coach McMahon led the Racers to a record of 154-67 (.697) including: 93 OVC regular season wins, winning 75 percent of league games.

During his tenure, he has also coached multiple all-Americans and all-conference players. The most notable was Ja Morant, who went on to become the 2020 NBA Rookie of the Year.

Under McMahon the Racers won regular season league titles in 2018, 2019, 2020 and 2022 and advanced to the NCAA Tournament in 2018, 2019 and 2022.

In his final season at Murray State in 2021-22, McMahon coached OVC Player of the Year KJ Williams and two other first-teamers (Tevin Brown, Justice Hill). In addition, McMahon was named the league's Coach of the Year.

McMahon's Racers, in 2021-22, were just the sixth team in league history to go undefeated. Murray State then won the league tournament to advance to the NCAA Tournament where the Racers defeated San Francisco in the opening round.

The 2021-22 team was one of seven teams to win 30 or more games that season and led the nation in win percentage at 91.2 percent.

The 2018-19 team won 28 games and made its mark in the NCAA Tournament when the 12th-seeded Racers won their fourth all-time tourney game over No. 5 seed Marquette.

Morant that year was named the OVC POY, leading Division I in assists and earning first-team All-America honors. In the NCAA Tournament win over Marquette, Morant posted a triple double of 17 points, 11 rebounds and 16 assists as he became the eighth player to record a triple double in the tournament.

He was drafted second overall in the 2019 NBA draft by the Memphis Grizzlies.

Prior to being named head coach, he was a key part of Coach Steve Prohm's staff as assistant at Murray State as the Racers won a pair of Ohio Valley Conference championships, a CollegelInsider.com Tournament championship and an appearance in the NIT. He was part of a staff that won 104 games from 2011-15.

PRIOR TO MURRAY STATE
Coach
McMahon has had success in college basketball since his days as a player at

Appalachian State.

Known as an excellent shooter and tough competitor, he played on three Southern Conference regular season title teams in 1998, 1999 and 2000. He earned All-Tournament honors in 1999. The Mountaineers won the SoCon Tournament in 2000 and advanced to the NCAA Tournament.

He played in 117 career games under coach Buzz Peterson and made 135 three-pointers, graduating in 2000.

His coaching career began immediately at Appalachian State as assistant under Houston Fancher in 2000-01. He would rejoin Peterson's staff as a graduate assistant coach at Tennessee before returning to ASU in 2002 as assistant and later associate head coach, where he stayed until the end of the 2009-10 season. A year at UNC Wilmington (2010-11) as assistant coach set the stage for his journey to Murray State, starting first as an assistant in the 2011-12 season and then as head coach prior to the 2015-16 season.

Coach McMahon and his wife Mary, a former standout for the Furman women's basketball team, have three children – Maris, Mason and Mabry.

THE MCMAHON FILE

Birthdate: April 26, 1978

Age: 47

Hometown: Oak Ridge, Tennessee

College: Appalachian State, 2000

Wife: Mary

Child: Maris, Mason, Mabry

COACHING EXPERIENCE

2000-01 – Assistant Coach, Appalachian State

2001 – Graduate Assistant, Tennessee

2002-10 – Assistant/Associate Head Coach, Appalachian State

2010-11 – Assistant Coach, UNC Wilmington

2011-15 – Assistant Coach, Murray State

2015-22 – Head Coach, Murray State

March 22, 2022 – Head Coach, LSU

THE MCMAHON RECORD

YEAR	SCHOOL	/---OVERALL---/		/---CONF---/		POST SEASON
		W-L	PCT.	W-L	PCT.	
2015-16	Murray State	17-14	.548	10-6	.625	
2016-17	Murray State	16-17	.485	8-8	.500	
2017-18	Murray State	26-6	.812	16-2	.889	NCAA Rd of 64
2018-19	Murray State	28-5	.848	16-2	.889	NCAA Rd of 32
2019-20	Murray State	23-9	.719	15-3	.833	Pandemic Year
2020-21	Murray State	13-13	.500	10-10	.500	
2021-22	Murray State	31-3	.912	18-0	1.000	NCAA rd of 32
2022-23	LSU	14-19	.424	2-16	.111	
2023-24	LSU	17-16	.515	9-9	.500	NIT First Rd.
2024-25	LSU	14-18	.437	3-15	.167	
2025-26	LSU	14-11	.560	2-10	.167	
Totals	11 years	213-131	.619	109-81	.574	4 Tournaments
Murray St.	7 years	154-67	.697	93-31	.750	3 NCAA Tourneys
LSU	4 years	59-64	.479	16-50	.242	1 NIT

2025-26 LSU MEN'S BASKETBALL ROSTER

NO.	NAME	POS.	HT.	WT.	CLASS	EXP.	DOB	HOMETOWN	HIGH SCHOOL	PREVIOUS SCHOOL
0	Mazi Mosley	G	6-5	169	Fr.	HS	1/20/06	Los Angeles, California	Prolific Prep	
1	Mike Nwoko	F	6-10	261	Jr.	TR	10/21/04	Toronto, Canada	Prolific Prep	Mississippi State
2	Jalen Reece	G	6-0	185	Fr.	HS	2/26/07	Orlando, Florida	Oak Ridge HS	
3	Max Mackinnon	G	6-6	195	Sr.	TR	10/9/03	Brisbane, Australia	Canberra Sr. Secondary	Portland
4	Rashad King	G	6-6	217	Sr.	TR	3/31/03	Evans, Georgia	Evans HS	Northeastern
6	Robert Miller III	F	6-10	230	So.	1L	6/8/06	Houston, Texas	Pasadena Memorial HS	
7	PJ Carter	G	6-4	183	5th Year	TR	10/7/01	Atlanta, Georgia	Langston Hughes HS	Memphis
8	Pablo Tamba	F	6-7	206	Grad.	TR	9/4/03	Malaga, Spain	I.S.S. Litoral	UC Davis
9	Jalen Reed	F	6-10	245	RS Junior	3L	2/24/03	Jackson, Mississippi	Southern California Academy	
10	Marquel Sutton	F	6-9	225	5th Year	TR	1/11/03	Tulsa, Oklahoma	Will Rogers HS	Omaha
11	Dedan (DJ) Thomas Jr.	G	6-1	178	Jr.	TR	9/8/05	Las Vegas, Nevada	Liberty HS	UNLV
13	Matt Gilhool	F	6-11	213	Fr.	HS	5/9/06	Elizabethtown, Pennsylvania	William Penn Charter	
14	Jaden Bobbett	G	6-1	190	5th Year	TR	10/8/01	Rye, New Hampshire	Cushing Academy	Indiana
16	Ron Zipper	G	6-5	209	Fr.	HS	1/24/03	Ashkelon, Israel	Ironi Aleph HS	

STAFF

	YEAR AT LSU
Head Coach: Matt McMahon	4th year at LSU (11th season as head coach)
Associate Head Coach: David Patrick	2nd year at LSU (2nd stint, 6th year overall)
Assistant Coach: Casey Long	4th year at LSU
Assistant Coach: Jalen Courtney-Williams	2nd year at LSU
Assistant Coach/Director of Player Personnel: Tasmin Mitchell	9th year at LSU
Assistant Coach: Vince Walden	1st year at LSU
General Manager: Ronald Dupree	1st year at LSU
Director of Scouting: Jack Frost	1st year at LSU
Director of Operations: John Janovsky	1st year at LSU
Strength and Conditioning: Mike Chatman	2nd year at LSU
Athletic Trainer: Grant Smith	1st year at LSU
Coordinator: Tam Davis	18 (3rd with Men's Basketball)

PRONUNCIATION GUIDE

Nwoko -- nuh-WOH-koh; Mackinnon -- Muh-KIN-un; Mazi -- Mah-zee; Matt McMahon -- mick-man; Tamba -- TOM-buh; Marquel -- Mar-KEL; Dedan -- DEE-dawn
 Gilhool -- GIL-hool

HOW THE TIGERS WERE BUILT

Via TRANSFER PORTAL

Mike Nwoko -- from Miss. State (prior 2025-26)
 Max Mackinnon -- from Portland (prior 2025-26)
 Rashad King -- from Northeastern (prior 2025-26)
 PJ Carter -- from Memphis (prior 2025-26)
 Pablo Tamba -- from UC Davis (prior 2025-26)
 Marquel Sutton -- from Omaha (prior 2025-26)
 Dedan Thomas Jr. -- from UNLV (prior 2025-26)
 Jaden Bobbett -- from Indiana (prior 2025-26)

Via RETENTION

Jalen Reed -- Redshirt Junior (signee 2022-23)
 Robert Miller III -- Sophomore (signee 2024-25)

Via SIGNING

Jalen Reece (HS Signee)
 Mazji Mosley (HS Signee)
 Matt Gilhool (HS Signee)
 Ron Zipper (Israel Basketball League)

TRANSACTIONS

Jalen Reed out for season after Achilles tendon (left) injury on Nov. 28 ... Surgery on Dec. 2 ... DJ Thomas Jr., out 5 games (Jan. 3-17); returned vs. UF (1/20) ... Out again starting with the South Carolina (1/31) ... Ron Zipper in concussion protocol after practice injury (2/6) ... Max Mackinnon knee pain in Ark game (2/10), missed Tennessee game (2/14) ... Probable for Texas.

WON-LOST MARGIN IN GAMES THIS SEASON

MARGIN	1	2	3	4	5	6	7	8	9	10	11	12	13	14	15	16	17	18	19	20	21	22	23	24	25	26	27	28	29	30	31-plus
Won by					1			1	2			1	1	1			1								2		1			3	
Lost by	1		1	1						2	1	1		1				1						1					1		

NOTABLES

- *Tigers had three turnovers at Tennessee (2/14), tying the lowest turnover amount LSU has had in a game since records are available starting with the 1975-76 season. LSU also had three turnovers against Michigan in March 2021 in the second round of the NCAA Turnover.
- *Tigers had 23 assists in the win over South Carolina (1/31) for 31 made baskets, 74.2 percent. It was the second most assists in the Matt McMahon era at LSU. The Tigers previous high this season was 22 versus DePaul (11/29) in the finals of the Emerald Coast Classic.
- *The Tigers are 4-0 in overtime games in the Matt McMahon era including a triple overtime win in Nov. 2024 against UCF. LSU is 2-0 this year with both OT wins on the road (BC, 12/3; USC, 1/31). LSU has won its last seven games that went to overtime dating back to the 2021-22 season.
- *Mike Nwoko had his fifth LSU 20-point game of his career at South Carolina (1/31) with 21 points. He has had 17 of his career 24 double figure games at LSU.
- *Max Mackinnon had his 14-game double figure scoring streak stopped against Arkansas (2/10) as he only played 20 minutes before leaving the game with a left knee injury.
- *Mackinnon is averaging 16.4 points in conference play with five games over 20 points.
- *Jalen Reece, the freshman point guard, played the entire 40 minutes against Tennessee (2/14). In the last two games, he has played 73 minutes with 11 assists.
- *Tigers led for 39:32 against Missouri (1/17), scoring the first of 10 points to start the game 28 seconds into the contest.
- *The Tigers are now 10-4 on the year and 30-4 in the Matt McMahon era when four or more players score in double figures.
- *LSU shot 51.7 percent against South Carolina (1/31). The Tigers are now 9-0 this year when shooting 50 percent or more from the field and 24-4 in the Matt McMahon era.
- *Against SMU (12/13), Tigers had three with double doubles -- Marquel Sutton and Pablo Tamba with points-rebounds, while DJ Thomas Jr., had a points-assist double. It marked the first time an LSU team recorded three players with doubles since the first round of the NCAA championship on March 20, 2021 against St. Bonaventure.
- *The Tigers set a school record with 43 free throws made against PV (12/22). The previous mark was from 1979 vs. Tulane when LSU made 41 free throws.
- *The Tigers are 95-296 all-time in game against AP ranked teams. LSU is 0-5 this season.

TEXAS SERIES

LSU leads the series, 20-13, in a series which actually began in 1911 with a game in Baton Rouge, won by LSU, 39-10. The teams did not play again until 1947 and last year was the first meeting with Texas as a member of the SEC.
 LSU lost in Baton Rouge last year, 89-58, as Texas has won two straight, including a 2023 game in Houston. Texas and LSU are tied 5-5 in games played in Austin.

TEXAS UPDATE

The Texas Longhorns won their fourth consecutive SEC game with an 86-68 win at Missouri on Saturday. Daily Swain led the Longhorns with 25 points, while Matas Vokietaitis had a double double with 19 points and 10 rebounds. Jordan Pope added 15 points.

The Longhorns shot 37.1 percent in the first half but in the second 20 minutes posted 52 points on 16-of-26 shooting (61.5 percent) with 4-of-8 three-pointers (50.0 percent). For the game, the Longhorns were 29-of-61 (47.5 percent) with six total three-pointers and 21-of-23 at the free throw line.

For the season, Swain leads the team in scoring at 17.8 points per game, with Vokietaitis at 15.4 a contest. Tramon Mark averages 13.2 points with Pope at 12.6. Sean Miller is in his first year as the head coach at Texas.

ON THE ROAD

LSU won on an opponent's home court for the second time this year on Jan. 31 at South Carolina, 92-87, in overtime. Both of LSU's road wins this year have been in overtime as LSU in early December in the ACC/SEC Challenge defeated Boston College, 78-69.

LSU is 2-5 this season on the road. The Tigers were 2-8 a year ago in true road games and Matt McMahon is 7-29 as LSU Coach. Overall, LSU is 450-686 (39.5 percent) all-time in true road games.

AGAINST AP RANKED TEAMS

LSU's last win against a ranked team was the buzzer beating 75-74 win over No. 17 Kentucky on Feb. 21, 2024. LSU is 0-5 this year losing to Texas Tech, Vanderbilt, Florida and Arkansas twice.

LSU is 95-296 all-time against AP ranked teams (24.6 percent).

RECENT GAMES

GAME 25 – TENNESSEE 73, LSU 63 | February 14, 2026 | Food City Center | Knoxville, Tennessee

RECAP: Despite being down two starters, the Tigers fought hard and rallied from a six point halftime deficit to take a three-point lead early in the second half. LSU had eight scholarship players available and four were in double figures as LSU tied a 50-year low for turnovers in a game with just three. LSU made eight three-pointers and stayed with the Vols for much of the game despite a healthy rebound disadvantage.

Freshman Jalen Reece moved back into the point guard position and played all 40 minutes with 15 points and four assists. Marquel Sutton also had 15 points and nine boards, while Pablo Tamba added 13 points and Mike Nwoko 10.

February 14, 2026	PTS	FG	FGA	PCT.	3FG	3FGA	PCT	FT	FTA	PCT.	OR-DR-TR	HI SCORER	HI REBOUNDS	HI ASSIST
LSU	63	21	55	38.2	8	23	34.8	13	19	68.4	8-16-24	2 with 15	Sutton 9	Reece 4
Tennessee	73	25	54	46.3	6	16	37.5	17	23	73.9	16-29-45	Ament 22	Ament 9	Gillespie 6

GAME 24 – ARKANSAS 91, LSU 62 | February 10, 2026 | Pete Maravich Assembly Center | Baton Rouge, Louisiana

RECAP: Arkansas jumped out to an 8-0 lead and quickly stretched it to double digits, shooting 64 percent in the second half and 56.5 percent for the game ... LSU struggled from the field (30.9%) and made just 3-of-21 from distance in the game. LSU did out rebound Georgia, 43-36, and 21-8 on the offensive glass, but the Razorbacks poured in 64 points in the paint.

Marquell Sutton had 18 points to lead LSU in the contest with Pablo Tamba adding 11 and Robert Miller III 10.

February 10, 2026	PTS	FG	FGA	PCT.	3FG	3FGA	PCT	FT	FTA	PCT.	OR-DR-TR	HI SCORER	HI REBOUNDS	HI ASSIST
Arkansas	91	35	62	56.5	3	12	25.0	18	24	75.0	8-28-36	Acuff 28	Brazile 12	Acuff 5
LSU	62	21	68	30.9	3	21	14.3	17	27	63.0	21-22-43	Sutton 18	Nwoko 8	Reece 7

GAME 23 – GEORGIA 83, LSU 71 | February 7, 2026 | Pete Maravich Assembly Center | Baton Rouge, Louisiana

RECAP: Tigers started strong in the first 10 minutes, getting a 31-16 lead, but UGA came back to get a 42-37 halftime advantage and held LSU at bay throughout the second half. LSU made 5-of-their-first-6 three-pointers but missed their last 17 attempts of the game ... Georgia shot over 50 percent for the game and made 10 three pointers in the win.

Max Mackinnon had 26 points and four assists, highlighted by 10-of-10 at the free throw line. Marquel Sutton had four assists and Pablo Tamba grabbed 12 rebounds (6 offensive).

February 7, 2026	PTS	FG	FGA	PCT.	3FG	3FGA	PCT	FT	FTA	PCT.	OR-DR-TR	HI SCORER	HI REBOUNDS	HI ASSIST
UGA	83	30	59	50.8	10	25	40.0	13	24	54.2	16-20-36	Catchings 23	2 with 7	Cain 4
LSU	71	23	55	41.8	5	23	21.7	20	24	83.3	14-20-34	Mackinnon 26	Tamba 12	2 with 4

GAME 22 – LSU 92, SOUTH CAROLINA 87 (OT) | January 31, 2026 | Colonial Life Arena | Columbia, South Carolina

RECAP: Tigers played one of their most complete and unselfish games with 23 assists on 31 baskets (74.2 percent) in getting their second road win of the season, both in overtime ... LSU had four players in double figures with Michael Nwoko taking advantage of several great passes to score 21 points ... Max Mackinnon had eight assists and Rashad King stepping in for DJ Thomas, had 18 points ... Tigers turned it over 11 times, but only twice in the final 35 minutes.

LSU had 42 points in the paint and nine three-pointers, breaking out of a two-game first half slide of just one trey to hit 4-of-8 in the first 20 minutes.

Jan. 31, 2026	PTS	FG	FGA	PCT.	3FG	3FGA	PCT	FT	FTA	PCT.	OR-DR-TR	HI SCORER	HI REBOUNDS	HI ASSIST
LSU	92	31	60	51.7	9	22	40.9	21	25	84.0	9-26-35	Nwoko 21	Sutton 8	Mackinnon 8
SOUTH CAROLINA	87	28	69	40.6	9	24	37.5	22	31	71.0	14-20-34	Johnson 21	Sharvajamts 6	Johnson 6

LSU TIES TURNOVER MARK

LSU turned the ball over only three times against Tennessee (2/14) on Saturday – twice in the first half and just once in the second half. Since available records were kept, starting with the 1975-76 season, that three turnover game ties for the lowest single game total in LSU in the last 70 seasons.

LSU had a three-turnover game versus Michigan in the second round of the NCAA Tournament on March 22, 2021 (the COVID Tournament which was played in its entirety in the Indianapolis area).

The Tigers have now had single digit turnovers in four-of-the-last-eight games.

Even though LSU turned the ball over 11 times in the South Carolina game (1/31), eight of those were in the first half. In the final 20 minutes and the five-minute overtime, LSU turned the ball over just three times, none in the overtime.

Overall, LSU has improved its turnover numbers for the full season by over two points from last season – 10.76 versus 13.1 for the 2024-25 season. Last season, LSU turned the ball over 419 times compared to 409 assists. The Tigers were 14th in turnover margin at -1.47 and 15th in assist-to-turnover ratio at 0.98.

So far LSU has a positive assist-to-turnover mark of 1.35 (363-269). LSU is ninth in the SEC in turnovers per game.

FREE THROW SHOOTING

For the second straight game, and seventh of the year, LSU was below 70 percent at the line against Tennessee (2/14), posting 13-of-19 for 68.4 percent.

For the season, LSU is 468-of-614 or 76.2 percent overall and 192-of-260 in SEC (73.8 percent). LSU's overall percentage was 77.1 prior to the two games this past week.

It was a school record night for LSU at the free throw line against Prairie View (12/22), making 43-of-49 free throw attempts. The 43 topped the 41 made against Tulane on Dec. 22, 1979.

LSU's free throw percentage is third in the league and 49th in the NCAA. LSU's free throws made per game is fourth in the league and 22nd in the NCAA (18.7 a game).

LSU is still much better than a year ago when the Tigers shot 71.6 percent at the line.

LSU's best ever shooting from the line for a season to date:

77.0 percent – 1988-89
76.9 percent – 2019-20
76.2 percent – 2025-26 to date
75.2 percent – 2018-19
75.0 percent – 2020-21; 1985-86

Individually, Max Mackinnon is 34-of-36 in league play to bring him to 70-of-76 for the season or 92.1 percent. That is first in the league and 7th in the NCAA.

Mackinnon is on pace to have one of the great LSU seasons at the line now that he has passed the school minimum 75 attempts mark for a single season (at the moment):

Max Mackinnon, 2025-26 to date	92.10 (70-of-76)
Mahmoud Abdul Rauf, 1988-89	90.95 (191-of-210)
Kenny Drost, 1965-66	90.24 (74-of-82)
Eddie Palubinskas, 1972-73	89.54 (137-of-153)
Cam Thomas, 2020-21	88.19 (194-of-220)

Three other Tigers come in over 80 percent at the line with DJ Thomas at 83.3 percent (65-of-78), Marquel Sutton at 81.7 percent (89-of-109) and Rashad King is at 81.8 percent (27-of-33).

As a team, LSU has made 98 more free throws than opponents and attempted 62 more than the opposition.

COMPLETING THE PASS FOR LSU AGAINST CAROLINA

The Tigers were able to get assists on a regular basis in the win over South Carolina (1/31). LSU had 23 assists and made 31 baskets or 74.2 percent. It tied the second most assists in the Matt McMahon era and it is the most assists in the McMahon era in an SEC game.

It was consistent for LSU as they had 11 first half assists for 14 baskets, with 10 assists on 15 buckets in the second half. Both LSU baskets in overtime were assisted.

Max Mackinnon tied his career high for assists with eight, while Pablo Tamba had four assists with Rashad King, Robert Miller III and Jalen Reece each getting three each.

LSU is averaging 14.52 assists a game overall and 13.00 in SEC play. LSU is 10th in the league in assist average.

LONG DISTANCE SHOOTING

It has been a hot and cold story for the Tigers from distance just about all season.

In LSU's win over South Carolina (1/31), the Tigers made 9-of-22 for 40.9 percent. It marked the sixth time this season LSU shot 40 percent or better from the arc.

That game followed three games in which LSU made a combined 10 treys on 46 attempts (21.7 percent).

Following the South Carolina game, the Tigers made 5-of-its-first-6 against UGA (2/7) before missing 17 straight to finish 5-of-23 (21.7 percent).

Things did not get better against the Razorbacks (2/10) as LSU was just 3-of-21 for 14.3 percent.

The totals were better against Tennessee (2/14) as LSU made 8-of-21 attempts for 34.8 percent.

LSU is 166-of-517 for the season from distance or 32.1 percent. The Tigers are just 30.7 percent in SEC play (75-of-244). Opponents have made 39 more three-pointers than LSU (205-of-579, 35.4 percent).

Opponents have posted huge numbers this season. Three times, all at the Maravich Center, an opponent has posted a 20-minute period in which they have shot 70 percent from three-point range:

Prairie View (1st half) – 10-of-13 – 76.9 percent
South Carolina (1st half) – 10-of-13 – 76.9 percent
Kentucky (2nd half) – 8-of-11 – 72.7 percent

Also three times this season, the Tigers had double figure three pointers, the last against Missouri (1/17), making 10-of-26. LSU also had double figures against UNO (10, 11/10) and Omaha (15, 11/21).

Against SMU in the Smoothie King Center in New Orleans, the Tigers were 7-of-15 for 46.7 percent. Max Mackinnon hit 6-of-7 from deep in that game. Against Southeastern (12/19), LSU was 9-of-22 for 40.9 percent with Marquel Sutton and Mackinnon combining to go 6-of-9 from distance.

LSU is not the three-point shooting team it has been in years past, making an average of 6.7 a game compared to 7.8 a year ago. The Tigers made the third most three-pointers in school history (250), while shooting just 30 percent from the field in 2024-25.

SCORING

LSU has eight times scored 50 or more points in a half, but all of those came in non-conference play. Opponents have scored 50 or more five times in a half, including the 52 Arkansas scored in the second half (1/24). Prairie View did it in their amazing first half shooting (Dec. 22), but the other four have come in conference games.

South Carolina (1/6) scored 50 in the first half with Vanderbilt (1/10) scoring 52 in the first 20 minutes. Kentucky posted 53 in the second half (1/13) and Arkansas the 52 points in their rally (1/24).

OVERALL SHOOTING FROM THE FIELD

The Tigers have three games shooting over 60 percent so far this season as part of nine total games shooting over 50 percent overall, all LSU wins. The three 60 percent games:

71.7 pct – vs. Tarleton St., 11/5/25; 68.6 pct – vs. DePaul, 11/29/25; 62.1 pct – vs. SMU, 12/13/25

The 71.7 percent game against Tarleton State is the all-time best field goal percentage in LSU history, topping a 71.4 percentage against Clemson on Dec. 20, 1969. LSU was 33-of-46 in the contest, sparked by the 16-of-21 in the first half of the game.

LSU is fifth in the league and 61st in the NCAA in overall field goal percentage at 47.3 percent (692-of-1462). LSU has made 38 more field goals than opponents this season on 46 less field goal attempts.

In the conference LSU is shooting at 42.8 percent overall from the field.

PAINT BY NUMBERS

When LSU has had its most success early, the Tigers were able to score plenty of points in the paint. That was evident at Arkansas (1/24) as LSU did have success getting the ball in the paint and scoring 42 of its 81 points in the paint. Against South Carolina (1/31), the Tigers were hitting for 42 points of its total of 92.

LSU has now had three conference games with at least 40 points in the paint. LSU has had at least 40 points in the paint in 13 total games, including four over 50 points in the paint:

58 – vs. Alcorn State, 11/18/25
54 – vs. DePaul, 11/29/25
50 – vs. SMU, 12/13/25
50 – vs. FIU, 11/13/25

LSU had four 50-points in the paint games in 2021-22, but the last team to have more than four such games came in the 2019-20 season when the Tigers had five 50 points in the paint games.

LSU is averaging 36.4 points in the paint a game this season.

INSIDE THE ARC

LSU's two-point percentage for the season remains good at 55.7 percent. LSU was down a full point after the Arkansas game when the Tigers were 16-of-37 on layups and dunks in the game.

LSU is 526-of-945 inside the arc. LSU is slightly better than last season at 55.2 percent inside the arc.

MIKE NWOKO STILL FIRST IN FIELD GOAL PERCENTAGE IN SEC

Mike Nwoko was on his game against South Carolina, helped by the brilliant assist passing of several Tigers, making 9-of-13 field goal attempts in finishing with 21 points in the Jan. 31 victory.

He is still the league leader in field goal percentage as he has for much of the season at 64.6 percent (126-of-195) and that percentage is 10th in the NCAA.

His SEC highlights also include a career high 13 rebounds against the Gamecocks in the first meeting (Jan. 6) which included seven offensive boards and scoring 21 in the conference opener at Texas A&M (1/3).

He had a career first earlier getting back-to-back 20-point games for the first time in his career – 22 versus Southern Miss (12/29) and 21 at Texas A&M (1/3). In those two games, Nwoko was 17-of-23 from the field and 9-of-14 from the free throw line.

Nwoko is averaging 13.3 points per game.

He has already scored more points this season than he did in his first two years combined at Miami and Mississippi State.

His 17 games in double figures at LSU gives him 24 for his career, five of 20 points or more all this season.

He is also averaging a career best 5.5 rebounds.

MAX MACKINNON

Max Mackinnon was doing just about everything and more to help the Tigers try to get victories but now he has been slowed by injury as the season hits the final three weeks.

Mackinnon did not dress for the Tennessee game (2/14) after suffering a knee problem in the Arkansas game (2/10). His status is day-to-day entering the Texas game.

Since the injury to DJ Thomas, Mackinnon has been doing a little of everything for the Tigers.

In the win at South Carolina (1/31), Mackinnon tied his career high with eight assists along with scoring 15 points.

The Arkansas game (2/10) stopped a 14-game double figure scoring streak that started on Dec. 13 and continued through Feb. 7. At that time, he had seen his scoring average over the 14 games go from 11.7 points to 15.1. He is now averaging 14.5 points a game after the Arkansas (2/10) contest.

He was 0-of-9 from the field against Texas Tech (12/7) but followed that up with six three-pointers in the next game in New Orleans against SMU (12/13). Mackinnon was 6-of-7 from deep, as part of an 8-of-9 game shooting as he scored 22 points with two assists. It was his second 22-point game of the season to go with his 6-of-8 three-point shooting against Omaha (11/21).

He has had five 20-plus games in league play where Mackinnon is averaging 16.4 points a game against SEC competition.

Mackinnon did all he could against UGA (2/7) playing 38 minutes, scoring 26 points, highlighted by drawing eight fouls and going 10-of-10 at the line.

Mackinnon is averaging 2.54 assists for the season and 2.82 for the 11 league games.

Against Vandy (1/10), he had an LSU season high 27 points on 9-of-16 shooting (3-of-6 from distance) and 6-of-6 at the free throw line to go with four assists and two steals.

For the season, he is 53-of-135 from distance for 39.3 percent. He is 10th in the league in three-pointers made per game at 2.21 and eighth the SEC in three-pointers made with 53. He needs 17 more treys to crack the top 15 for a single season at LSU.

Mackinnon has double figures in 20 games this season.

MARQUEL SUTTON

Marquel Sutton has continued his solid play of the last two weeks with four straight double figure scoring games, including 15 against Tennessee (2/14).

In the four games, Sutton has scored 63 combined points with 28 rebounds, making 23-of-48 field goals. He had 18 in the 2/10 game with Arkansas with six rebounds. In all he has had 17 double figure scoring games.

Sutton had his game going against Missouri (1/17), posting a season high 26 points at the Maravich Center, his best scoring game at LSU and equaling his sixth best career scoring contest.

Sutton hit 7-of-14 field goals, including 2-of-4 three-pointers. He drew seven fouls, resulting in a 10-of-14 night at the free throw line to go with six boards and two steals.

In the win at South Carolina (1/31) he had 16 points and eight rebounds.

Against SMU (12/13), Sutton had 23 points with 12 boards against the Mustangs. Sutton made 8-of-15 field goal attempts, including a trey and 6-of-6 at the line on a night when foul trouble to Mike Nwoko and Robert Miller III pushed him back down to the 4-5 with Pablo Tamba in a setup that they hadn't practice much of this season.

He followed that up against Prairie View (12/22) with his sixth double double of 21 points, 13 rebounds, three assists and no turnovers.

Sutton now has nine SEC games in double figures. He is averaging 13.5 points a game overall and 7.8 rebounds a game (fourth in the league). In the league he is averaging 12.7 points.

Sutton has seven games in double figure rebounds.

Three of his six double doubles came in consecutive November games and it had been since February-March of 2016 that an LSU player posted three consecutive double doubles (Ben Simmons).

Sutton is shooting 111-of-244 from the field (45.5 percent). He has 26 three-pointers.

PABLO TAMBA

Pablo Tamba made some strong contributions against UGA (2/7) with 12 rebounds (six offensive) to go with three steals and seven points. It was part of his mantra of doing whatever he needed to do for the Tigers.

His doing whatever was needed at South Carolina (1/31) included four assists and just one turnover, a block and a steal. He was especially important defensively with five steals against A&M (1/3) as he also had 11 rebounds in that game.

He has posted 10 double figure scoring games (after his 13 points at Tennessee – 2/14) and seven double figure rebound games, including a career high 15 rebounds against Southern Miss (12/29).

At Arkansas (1/24), Tamba had his third double double of the season with 12 points and 10 rebounds (1/24).

Tamba proved his versatility against SMU (12/13) with having to play out of position because of inside foul trouble for the Tigers and he responded with 14 points and 10 rebounds for his second double double of the season.

The UC-Davis transfer has started all 25 games and is averaging 7.6 points and 7.0 rebounds. He is eighth in the league in rebound average.

SCORING BREAKDOWNS

CLASS	PTS	PCT.
Freshmen	155	7.7
Sophomores	150	7.4
Juniors	631	31.3
Seniors	485	24.0
5th yr/Grads	597	29.6
SCORING	PTS	PCT.
Starters	1523	75.4
Bench	495	24.5
POINTS IN PAINT	PTS	APG
LSU	909	36.4
Opponents	762	30.5
POINTS OFF TO	PTS	APG
LSU	322	12.9
Opponents	318	12.7
SECOND CHANCE POINTS	PTS	APG
LSU	319	12.81
Opponents	285	11.4
BENCH SCORING	PTS	APG
LSU	495	19.8
Opponents	617	24.7
FT% LAST 4 MIN. (Regulation & OT)	PTS	PCT
LSU (SEC: 46-61, 75.4%)	102-125	81.6
Opponents (SEC: 44-63, 69.8%)	81-116	69.8
FG% LAST 4 MIN. (Regulation & OT)	PTS	PCT
LSU (SEC: 26-79, 32.9%)	68-151	45.0
Opponents (SEC: 22-50, 44.0%)	47-139	33.8
3FG% LAST 4 MIN. (Regulation & OT)	PTS	PCT
LSU (SEC: 2-29, 06.9%)	11-50	22.0
Opponents (SEC: 2-15, 13.3%)	8-60	13.3

DOUBLE FIGURE SCORING GAMES -- (96)

- Mackinnon 20, Sutton 17, Nwoko 17, Thomas 14, Tamba 10, King 6, Reed 4, Miller 3, Carter 2, Reece 3.

DOUBLE DOUBLE -- (12) -- Marquel

Sutton 6 -- 15-15, vs. UNO; 19-12 vs. FIU; 16-10 vs. Alcorn St.; 18-13 at BC; 23-12 vs. SMU; 21-13 vs. PV; **Pablo Tamba 3** -- 10-10, vs. UNO; 14-10 vs. SMU; 12-10 at Arkansas; **Dedan Thomas 3** -- 15-11a vs. Omaha; 16-12a vs. SMU; Southern Miss 22-12a.

20-POINT GAMES (Season) -- (17) -- Mike

Nwoko 5 -- 22 (vs. UNO); 29 (vs. Alcorn); 22 (vs. USM); 21 (at Tex A&M); 21 (at South Carolina); **Max Mackinnon 6** -- 22 (vs. Omaha); 22 (vs. SMU); 21 (at Tex A&M); 27 (at Vandy); 26 (vs. Mizzou); 26 (vs. UGA); **Marquel Sutton 3** -- 22 (vs. SMU); 21 (vs. PV); 26 (vs. Mizzou); **Dedan Thomas Jr. 2** -- 23 (at BC); 21 (vs. PV); 22 (vs. USM).

OPENING JUMP BALL CONTROLLED --

Opponents 5, LSU 20

SCORED FIRST LSU POINTS --

Nwoko 10, Thomas 3, Sutton 3, Mackinnon 5, Tamba 1, King 1, Miller 1, Reece 1

FOULS DRAWN --

Thomas 70, Nwoko 81, Sutton 74, Tamba 77, Miller 49, Mackinnon 55, Reece 25, Reed 16, King 25, Zipper 3, Mosley 3, Carter 4

PLAYERS SCORING DOUBLE FIGURES BY GAME

0	1	2	3	4	5/more
		4	7	7	7

LAYUPS AND DUNKS

LSU	Opp.
347-553	290-521
62.7	55.7%

Comparison Stats

Scoring

	LSU (25-26)	LSU (24-25)	Opp (25-26)	Opp (24-25)
PPG	80.7	73.8	75.3	73.6
70+ Pts	14-5	14-4	11-7	15-6
80+ Pts	10-1	9-0	6-4	9-1
90+ Pts	9-0	3-0	1-1	2-1
Below 70	0-6	0-14	0-7	3-8

Field Goal Percentage

	LSU (25-26)	LSU (24-25)	Opp. (25-26)	Opp. (24-25)
FG%	47.3	44.5%	43.4%	42.5%
45.0+	11-4	9-3	5-3	9-1
50.0+	8-0	7-1	4-0	5-0
<40.0%	0-4	0-9	0-6	1-10

Free Throws

	LSU (25-26)	LSU (24-25)	Opp. (25-26)	Opp. (24-25)
FT%	76.2	71.4	67.8	70.6
FTA Per	24.5	19.1	21.8	18.5
25+ FTA	10-4	5-3	2-5	3-3
15+ FTA	14-10	11-12	10-12	12-7

3-Point Shooting

	LSU (25-26)	LSU (24-25)	Opp. (25-26)	Opp. (24-25)
3 FGM/A	6.6/20.7	7.8/25.6	8.2/23.2	7.2/22.4
3PT%	32.1%	30.5%	35.4%	32.3%
10+ 3FGM	3-0	7-1	7-2	4-2
35.0%+ 3s	8-2	7-3	7-5	7-2
<30.0% 3s	4-6	4-14	3-4	4-6

Rebounds

	LSU (25-26)	LSU (25-26)	Opp. (25-26)	Opp. (24-25)
RPG	36.8	35.7	34.0	37.9
ORPG	11.2	10.3	11.9	13.2

Assists

	LSU (25-26)	LSU (24-25)	Opp. (25-26)	Opp. (24-25)
APG	14.52	12.78	12.40	12.63
12+AST	14-7	11-7	9-5	13-5
<10 AST	0-2	1-6	0-5	2-7

Steals & Turnovers

	LSU (25-26)	LSU (24-25)	Opp. (25-26)	Opp. (24-25)
SPG	6.20	7.09	6.28	8.03
10+STL	1-1	5-3	1-0	9-2
TOPG	10.76	13.09	10.40	11.63
<10 TO's	6-3	2-3	3-5	8-3
15+TO's	2-1	4-9	2-0	1-5

He is making 63-of-103 from the field (61.2 percent). Tamba made two three-pointers against Tennessee to give him eight for the season (8-of-20), six coming in SEC play.

JALEN REECE

Reece earned his battle scars, starting the first three conference games in place of DJ Thomas, before he returned to coming off the bench the next eight games. But with Max Mackinnon out, he was back in the starting point guard spot with Rashad King moved to off guard and Reece responded playing all 40 minutes against Tennessee (2/14).

Reece had 15 points on 4-of-8 shooting, 3-of-5 from distance and 4-of-4 at the line to go with four assists and just one turnover. He played 33 minutes against Arkansas (2/10) and while he only had four points, he had seven assists for the second time in conference play.

He also had seven assists in the conference opener against Texas A&M (1/3).

Against Kentucky (1/14), he came off the bench to play 30 minutes, scoring 11 points with four assists. He followed that with seven points and four assists, two steals against Missouri (1/17).

Against Arkansas (2/10), Reece played 33 minutes and had seven assists for the Tigers.

He had six assists in 29 minutes against South Carolina (1/6).

For the season, he is averaging 19.0 minutes a game, 4.2 points, 2.6 assists per game and he has a 66-25 assist-to-turnover ratio (2.6). In league play, he is averaging 5.1 points, 3.5 assists and a 2.2 assist-to-turnover ratio.

Against DePaul (11/29), Reece was given the keys for 20 minutes and he responded with a 6-of-6 night from the field with an additional free throw to score 13 points. More impressively, he posted a game-high six assists with no turnovers.

ROBERT MILLER III MAKING CONTRIBUTIONS AGAIN FOR TIGERS

Sophomore Robert Miller III, now the lone active returnee on the team after the injury to Jalen Reed, has proven to post consistent minutes for the Tigers.

He had his third double figure scoring game in the conference against Arkansas (2/10) with two field goals and six free throws for 10 points to go with five rebounds.

He has very consistent play in the conference games, averaging 6.5 points and 4.3 rebounds. He has made 33-of-49 field goals (67.3 percent) in the league.

For the season, he is averaging 19.2 minutes a game, 6.0 points and 3.7 rebounds a game. He is making 52-of-77 (67.5 percent) of his field goal attempts for the season. Miller is averaging 1.0 blocks.

Miller had 12 points in the ECC finals against DePaul (11/29) where he was 3-of-3 from the field and 6-of-7 from the free throw line.

RASHAD KING

Rashad King as the starting point guard, responded with a tremendous game for LSU in the win at South Carolina (1/31).

King scored 18 points with three three-pointers and 7-of-8 from the line to go with seven rebounds and three assists.

The senior transfer from Northeastern moved into the starting lineup against Kentucky (1/14) and played 27 minutes, hitting 5-of-6 field goals and finishing with 12 points and one assist. He followed that up with seven points and four assists and a +13-efficiency rating against Missouri (1/17), playing 29 minutes.

He has seen his minutes go up in the last several contests, averaging 18.1 minutes overall (21.9 in the SEC).

He has started seven SEC games for LSU, giving him now 70 career starts in college.

The 18 points versus South Carolina was his sixth double figure game this season, fourth in SEC play. He had 14 against Mississippi State (1/28), making 5-of-9 field goals with a three-pointer.

The senior transfer from Northeastern had his first Tiger double figure game scoring 11 points with three assists in 26 minutes against DePaul (12/29).

King has 18 made treys and is averaging 5.6 points, 2.2 rebounds and 1.5 assists. In SEC play, he is averaging 7.0 points and 2.0 assists.

PJ CARTER

PJ Carter has seen an increase in playing time in the last four games, responding with five made three-pointers and 21 combined points against South Carolina (1/31), UGA (2/7), Arkansas (2/10) and Tennessee (2/14).

Carter played 23 minutes in the South Carolina win.

PJ Carter, a fifth-year senior transfer from Memphis, found his shooting touch against Omaha (11/21) as he hit 4-of-7 three-pointers in nine minutes of play as he finished with 12 points in the contest.

He helped the Tigers attempt at a comeback against South Carolina (1/6) by scoring 10 points in 22 minutes, hitting 4-of-10 field goals, including two three-pointers. He also had seven rebounds.

Carter is averaging 3.5 points a game and has 18 threes this season.

MAZI MOSLEY

LSU Coach Matt McMahon inserted Mosley into the Texas A&M game (1/3) with 3.7 seconds left to add to the long-range shooting opportunities for the Tigers, down three. Mosley had a good look at a three-pointer at the buzzer, but his shot came off the rim and was no good.

He saw eight minutes of action against South Carolina (1/6), scoring six points, hitting two three-point shots. Mosley saw his most action against Vanderbilt (1/10), playing 27 minutes. The freshman hit one three-pointer, had two assists and six rebounds for the Tigers.

Mosley played nine minutes against Arkansas (2/10) and 22 minutes against Tennessee (2/14) and scoring a combined 11 points on 3-of-7 shooting from distance. He had two assists in the Tennessee game.

Mosley has played in 16 games this year, averaging 6.9 minutes and 1.9 points a game.

RON ZIPPER

The freshman from Israel played the last six minutes of the game against Texas Tech (12/7), his sixth appearance of the season, and he helped LSU's shooting percentage, making 2-of-4 from distance. That makes him 5-of-12 from three in the 32 total minutes he has played this season.

In nine games, he is averaging 2.2 points a game.

POINT GUARD DJ THOMAS JR. TO HAVE SEASON-ENDING SURGERY UPON RETURN TO BR

It was announced on Saturday that point guard DJ Thomas Jr., would have surgery this week on his left foot to alleviate the problems the junior has had this season that has kept him out for most of the conference season.

"Since arriving on campus and earning his captain's role, DJ has been a great teammate and a relentless competitor," said Coach Matt McMahon. "He makes everyone in our program better. I admire the toughness and

fight DJ has shown since suffering his foot injury. He has done everything in his power to work through the pain and get back on the court. I'm disappointed for DJ that his season has come to an end. We look forward to supporting him through his recovery."

Thomas missed the first five SEC games, then returned for three contests, including a team leading 18-point effort in a four-point loss at Arkansas. He reaggravated the injury early in the Mississippi State game on Jan. 28, the last game he was able to participate in.

Thomas, who led the SEC in assists and assist-to-turnover ratio until he fell off the rankings because of the 75 percent participation rule, averaged 15.3 points in 16 games, 2.7 rebounds and had 104 assists (6.50 apg) and just 26 turnovers (4.00 assist-to-turnover ratio).

Thomas scored in double figures in 14-of-16 games he played.

JALEN REED OUT FOR SEASON AGAIN

Jalen Reed left the Drake game in Niceville, Florida (11/28) just before the eight-minute second half media timeout with what turned out to be a season-ending left Achilles tendon injury. He had surgery on Dec. 2. He was with the Tigers for a game for the first time since Nov. 29 in New Orleans when the Tigers faced SMU.

Ironically, the injury came just under a year from Dec. 3, 2024 in the opening minutes of the ACC/SEC Challenge game against Florida State when Reed injured his right ACL and his subsequent surgery ended his 2024-25 season after eight games.

He averaged 9.5 points per game, 5.7 rebounds a game in 18.0 minutes per game.

DOUBLE DOUBLES

The Tigers had three players with double doubles against SMU (12/13):

Marquel Sutton – 23 points, 12 rebounds

Pablo Tamba – 14 points, 10 rebounds

Dedan Thomas Jr. – 16 points, 12 assists

Against Prairie View, Sutton was in double double territory for the sixth time this year and 18th in his career with 21 points and 13 rebounds.

The SMU doubles were the second for both Tamba (third career) and Thomas (also third career).

Thomas added his third double double of the year against USM (12/29) with 22 points and 12 assists becoming the first point guard at LSU to post a 20-10 points-assists double double since Javonte Smart at Mississippi State on Feb. 10, 2021 when he had 22 points and 11 assists.

The last time LSU had three players with double doubles in the same game was against St. Bonaventure in the first round of the 2021 NCAA Tournament (Trendon Watford, Darius Days, Aundre Hyatt).

LSU GETS WITHIN SITE OF THREE-POINT RECORD AGAINST OMAHA

The Tigers for the second time this season, hit double digits from distance against Omaha (11/21) and this time they were within distance of the school mark.

The Tigers were 15-of-33 from the three-point arc, making nine in the first half and six in the second half. The 15 makes were tied for the fourth most in a single game in LSU history.

17 – vs. Vanderbilt, Dec. 29, 2016

17 – vs. Tennessee, March 1, 2003

16 – vs. Auburn, Feb. 26, 2003

15 – vs. Omaha, Nov. 21, 2025

15 – vs. Arkansas, Feb. 3, 2018

THE LSU COACHING TIES

In his fourth season at LSU, there are familiar faces on the LSU coaching staff, including some of those who donned the purple and gold during their college careers.

Ronald Dupree -- General Manager -- a first time position for LSU basketball ... Dupree, recently inducted to the LSU Athletics Hall of Fame, was an 11-year pro and longtime NBA scout, executive with the Milwaukee Bucks ... Played at LSU (1999-03), member Sweet 16 team in 2000 and is ninth in career scoring (1,726 points) ... Scouting work contributed to 2021 Bucks NBA title.

Jalen Courtney-Williams -- Assistant Coach -- Second year on LSU staff ... Three-year letterman at LSU (2010-13); played in 61 games ... Came to LSU from Creighton where he served for three seasons, including a Sweet 16 year in 2024 ... Hosted the popular podcast "No Timeouts" on LSU+ and various podcast locations.

Tasmin Mitchell -- Assistant Coach/Director of Personnel -- In his ninth year as member of the LSU staff; second stint as Assistant Coach beginning in 2025-26 season ... One of the most popular former LSU Basketball stars; member of 2006 NCAA Final Four team ... Third all-time in scoring at LSU with 1,989 points (14.5 ppg average); sixth in rebounds (950), school record 4,692 minutes; 136 career starts ... One of three Tigers with 1,000 points, 500 rebounds, 200 assists and 100 steals.

Keith Hornsby and Marcus Thornton – The two support staff members are also former Tiger stars. Hornsby's made three at the buzzer of the regular season finale at Arkansas in 2015 solidified the Tigers NCAA berth that year. Thornton, after two JC years, came in and helped LSU to the 2009 SEC regular season title and an NCAA berth, while winning SEC POY honors.

David Patrick, the Associate Head Coach, is also familiar to Tiger fans in the second year of his second stint in the program. He served as Assistant/Associate Coach from 2012-16 during the Johnny Jones head coaching tenure. **Vince Walden,** who was at Texas A&M last year, and fourth year assistant, **Casey Long,** completes the on floor coaching staff. Long, who has been with Coach McMahon for nine years at Murray State and LSU, is originally from Leesville, Louisiana.

IMPORTANT WORDS

Coach Matt McMahon has had his five core value words since he arrived at LSU: hard work, unselfishness, toughness, accountability and joy.

All five of those are a vital part of this program's DNA, but this year the players as a team have picked out three words that they want to be the standard for the LSU program. Those words are on a lot of the team shooting shirts and coaching shirts the team wears. Those words are:

MISCELLANEOUS STATISTICS

Double Figure Scoring

PLAYER	2025-26	Career
M. Mackinnon	20	81
N. Nwoko	17	24
M. Sutton	17	87
D. Thomas Jr.	14	61
R. King	6	46
P. Tamba	10	26
J. Reed	4	19
R. Miller III	3	7
PJ Carter	2	19
J. Reece	3	3
J. Bobbett		3

Three-Point Field Goals

	2025-26	Career
M. Mackinnon	53	161
M. Sutton	26	75
R. King	18	86
PJ Carter	18	117
D. Thomas	13	70
J. Reece	13	13
M. Mosley	9	9
P. Tamba	8	19
R. Zipper	5	5
J. Reed	3	22
R. Miller III		4
N. Nwoko		1
J. Bobbett		41

Assists

D. Thomas	104	400
M. Mackinnon	61	322
J. Reece	66	66
P. Tamba	34	95
R. King	32	250
R. Miller III	18	40
N. Nwoko	16	43
M. Sutton	14	99
J. Reed	4	56
PJ Carter	6	49
M. Mosley	5	5
R. Zipper	2	2
J. Bobbett	1	178

Steals

P. Tamba	28	81
R. Miller III	21	34
J. Reece	18	18
R. King	18	115
D. Thomas	15	62
M. Mackinnon	15	97
M. Sutton	15	90
N. Nwoko	13	32
J. Reed	5	29
R. Zipper	2	2
PJ Carter	3	33
M. Mosley	2	2
J. Bobbett		50

GAME NUMBERS

OPP.	BIGGEST LEAD	BIGGEST DEFICIT	BIGGEST RUN	LEAD CHANGES	SCORE TIED	TIME LED	TIME TRAILED
Tarleton (W)	36	2	12	3	2	38:15	00:54
NOLA (W)	36	0	15	0	0	39:40	00:00
FIU (W)	22	2	13	1	4	35:49	00:17
Alcorn (W)	28	7	10	4	5	26:45	11:18
Omaha (W)	27	0	14	0	0	39:33	00:00
Drake (W)	16	2	10	2	0	38:18	00:14
DePaul (W)	35	0	8	0	0	39:46	00:00
BC (W)	14	5	10	2	4	34:25	8:02
Tex. Tech (L)	0	30	6	0	0	00:00	39:17
SMU (W)	17	4	9	8	5	34:16	3:18
SLU (W)	18	2	13	3	1	39:23	00:20
PV (W)	16	10	11	8	5	25:25	12:42
USM (W)	29	2	9	1	0	38:13	01:12
TEX A&M (L)	3	10	8	5	6	03:30	31:17
SC (L)	0	28	8	0	0	00:00	39:25
Vandy (L)	0	20	10	0	1	00:00	38:26
UK (L)	18	1	12	5	2	35:37	01:10
Mizzou (W)	14	0	10	0	0	39:32	00:00
Florida (L)	3	24	7	3	3	02:49	34:49
Arkansas (L)	8	8	6	13	6	26:28	10:54
Miss. St. (L)	0	27	6	0	0	00:00	39:26
SC (W)	13	5	7	8	7	31:24	08:04
UGA (L)	15	17	10	1	1	18:03	20:52
Arkansas (L)	0	36	7	0	0	00:00	39:38
Tennessee (L)	3	12	9	4	6	03:26	34:22

**Miscellaneous Efficiency Numbers
pts+reb+ast+stl+blk - missed shots - to;
(X) number of times led the team**

Dedan Thomas Jr. (1) vs. Tarleton State	26
Mike Nwoko (1) vs. UNO	25
Marquel Sutton (1) vs. FIU	28
Mike Nwoko (2) vs. Alcorn State	34
Max Mackinnon (1) vs. Omaha	23
Mike Nwoko (3) vs. Drake	22
Jalen Reece (1) vs. DePaul	24
Marquel Sutton (2) vs. Boston College	25
Mike Nwoko (3) vs. Texas Tech	14
Marquel Sutton (3) vs. SMU	28
Marquel Sutton (4) vs. Southeastern	24
Marquel Sutton (5) vs. Prairie View	33
Dedan Thomas, Jr. (2) vs. Southern Miss	31
Pablo Tamba (1) at Texas A&M	20
Rob Miller III (1) vs. South Carolina	19
Max Mackinnon (2) at Vanderbilt	29
Rob Miller III (2), Marquel Sutton (6) vs. UK	16
Marquel Sutton (7) vs. Missouri	22
Mike Nwoko (4) at Florida	17
Pablo Tamba (2) at Arkansas	23
Pablo Tamba (3) vs. Miss. State	15
Rashad King (1) at South Carolina	23
Max Mackinnon (3) vs. Georgia	23
Marquel Sutton (8) at Arkansas	15
Marquel Sutton (9) at Tennessee	16

**Brotherhood
Relentless
Consistency**

COUPLE OF NUMBER NOTES TO CONSIDER

Marquel Sutton's 16 points against Kentucky (1/14) pushed him past 1,600 career points. He is currently on a 124-game streak as a starter, dating back to three years at Omaha and 24 games at LSU. With his 18 points against Arkansas (2/10), he is now over 1,700 points for his career (1,725).

Rashad King, with his four points against South Carolina (1/6), crossed the 1,000th career point mark. He is now at 1,073 points.

Max Mackinnon now has 321 career assists, passing the 300 mark in the Vanderbilt game (1/10). He also in the Mississippi State game (1/28) moved past the 1,500-point mark with 1,526. He is three steals shy of 100 for his career

Pablo Tamba is seven assists shy of 100 assists for his career.

TIGER SIGNEE NOW PART OF LSU TEAM

Forward November signee Marcus Vaughns from Australia is in Baton Rouge and has joined the program, having enrolled for the spring semester. He will not be expected to play during the 2025-26 season according to Coach Matt McMahon as this will serve as his redshirt season.

The 6-8 Vaughns is from Melbourne, Australia. He was part of the NBA Global Academy and took part in Basketball Without Borders during the NBA All-Star Weekend. He attended and played for the Centre of Excellence in Australia.

Vaughns, who participated in the G-League Showcase in 2024 and was named the MVP of the 2024 NIKE All-Asian camp, is the son of Brian Vaughns, who was a fifth-round pick of the Milwaukee Bucks in the 1987 NBA Draft. In the early part of the NBL1 East Men's Conference in 2025, Marcus Vaughns averaged 8.4 points, 5.4 rebounds, 1.2 assists and 1.2 steals.

The four-star recruit was ranked No. 92 in the 247sports.com recruiting rankings at the time of his signing in November.

BACK HOME FOR FIRST OF THREE SATURDAY HOME GAMES

LSU's final three home games will all be the 5 p.m. game on the SEC Network on Saturdays, the last three weeks of the season. LSU will host Alabama this Saturday, then Oklahoma and Texas A&M on the subsequent Saturdays. The Matt McMahon radio show will be on Wednesday night this week at 7 p.m.



MAZI MOSLEY

Guard · 6-5 · 169 · Freshman · HS · Los Angeles, California (Prolific Prep)

O

Top Performances

Points
Season: 6, vs. S. Carolina, 1/6/26
Career:
Rebounds
Season: 6, at Vanderbilt, 1/10/26
Career:
Field Goals Made
Season: 2, twice
Career:
3 PT FG Made
Season: 2, vs. South Carolina, 1/6/26
Career:
Free Throws Made
Season:
Career:
Assists
Season: 2, at Vanderbilt, 1/10/26
Career:
Blocks
Season:
Career:
Steals
Season: 1, twice
Career:
Minutes Played
Season: 27, at Vanderbilt, 1/10/26

Top Career Scoring Games

- 6, at Tennessee, 2/14/26
- 6, vs. South Carolina, 1/6/26
- 5, vs. Arkansas, 2/11/26
- 3, at Vanderbilt, 1/10/26
- 3, vs. Omaha, 11/21/25
- 3, vs. New Orleans, 11/10/25
- 2, vs. Southern Miss, 12/29/25
- 2, vs. Texas Tech, 12/7/25

Freshman Season (2025-26)

Recorded his first career points in the UNO game with a three-pointer (11/10) ... After six points against South Carolina (1/6), plays 27 minutes at Vanderbilt (1/10) with three points and six rebounds ... Tied his season high of six points, playing 22 minutes at Tennessee (2/14).

Mosley's Game-by-Game Statistics

2025-26	OPPONENT	MIN	FG	3FG	FT	REB	PF/D	A	TO	BLK	STL	PTS	+/-
	Tarleton State	1	0-0	0-0	0-0	1	0-0	0	0	0	0	0	1
	New Orleans	2	1-1	1-1	0-0	0	0	1	0	0	0	3	3
	FIU	DNP-Coach's Decision											
	Alcorn State	2	0-0	0-0	0-0	0	0	0	0	0	0	0	4
	Omaha	5	1-3	1-3	0-0	0	2	0	0	0	0	3	-1
	vs. Drake	DNP-Coach's Decision											
	vs. Depaul	2	0-0	0-0	0-0	1	0	0	0	0	0	0	2
	at Boston College	DNP-Coach's Decision											
	vs. Texas Tech	4	1-3	0-1	0-1	0	0	0	0	0	1	2	4
	vs. SMU	DNP-Coach's Decision											
	Southeastern Louisiana	DNP-Coach's Decision											
	Prairie View	DNP-Coach's Decision											
	Southern Miss	2	1-1	1-1	0-0	1	0	0	0	0	0	3	3
	at Texas A&M	0+	0-1	0-1	0-0	0	0	0	0	0	0	0	0
	South Carolina	8	2-3	2-2	0-0	0	0	0	0	0	0	6	4
	at Vanderbilt	27	1-6	1-4	0-0	6	0	2	1	0	0	3	2
	Kentucky	4	0-0	0-0	0-0	0	0	0	0	0	0	0	-2
	Missouri	8	0-3	0-2	0-0	0	0	0	0	0	0	0	-1
	at Florida	4	0-1	0-0	0-0	0	1	0	0	0	0	0	1
	at Arkansas	DNP-Coach's Decision											
	Mississippi State	8	0-0	0-0	0-0	0	0	0	0	2	0	0	10
	at South Carolina	DNP-Coach's Decision											
	Georgia	DNP-Coach's Decision											
	Arkansas	9	2-3	1-2	0-0	1	3	0	1	0	1	5	-8
	at Tennessee	22	2-6	2-5	0-0	2	0	2	0	0	0	6	-9
	at Texas												
	Alabama												
	at Ole Miss												
	Oklahoma												
	at Auburn												
	Texas A&M												
	SEC Tournament												

Mosley's Career Stats

YEAR	GP-GS	MIN/AVG	FG-FGA	PCT.	3FG-FGA	PCT.	FT-FTA	PCT.	REB-AVG	PF-FO	AST	TO	BLK	STL	PTS-AVG.
25-26	16-0	110/6.9	11-31	.355	9-22	.409	0-1	.000	12-0.8	6-0	5	4	0	2	31-1.9
TOTALS	16-0	110/6.9	11-31	.355	9-22	.409	0-1	.000	12-0.8	6-0	5	4	0	2	31-1.9



MIKE NWOKO

Forward • 6-10 • 261 • Junior • TR • Toronto, Canada (Mississippi State)

1

Top Performances

Points
 Season: 29, vs. Alcorn St., 11/18/25
 Career: 29, vs. Alcorn St., 11/18/25

Rebounds
 Season: 13, vs. S. Carolina, 1/6/26
 Career: 13, vs. South Carolina, 1/6/26

Field Goals Made
 Season: 12, vs. Alcorn St., 11/18/25
 Career: 12, vs. Alcorn St., 11/18/25

3 PT FG Made
 Season:
 Career: 1, vs. Pittsburgh, 12/4/24

Free Throws Made
 Season: 7, three times
 Career: 7, four times

Assists
 Season: 3, vs. DePaul, 11/29/25
 Career: 3, vs. DePaul, 11/29/25

Blocks
 Season: 5, vs. Southern Miss, 12/29/25
 Career: 5, vs. Southern Miss, 12/29/25

Steals
 Season: 2, at Arkansas, 1/24/26
 Career: 2, four times

Minutes Played
 Season: 27, at Arkansas, 1/24/26

Top Career Scoring Games

- 29 -- vs. Alcorn State, 11/18/25
- 22 -- vs. Southern Miss, 12/29/25
- 22 -- vs. New Orleans, 11/10/25
- 21 -- at South Carolina, 1/31/26
- 21 -- at Texas A&M, 1/3/26
- 19 -- vs. FIU, 11/13/25
- 18 -- vs. Southeastern, 12/19/25
- 18 -- vs. Central Michigan, 12/17/24
- 18 -- vs. Pittsburgh, 12/4/24
- 17 -- at Florida, 1/20/26
- 17 -- vs. Prairie View, 12/22/25

Junior Season (2025-26)

Hits 5-of-6 field goals with eight boards in his LSU debut, playing 18 minutes in starting role (11/5) ... Career best 3 blocks ... A strong career high of 22 points with nine field goals made in the win over New Orleans (11/10) ... Third consecutive double figure game vs. FIU (11/13), 6-of-7 FGs, 7-of-8 FTs ... Another efficient night for Nwoko with 29 points and nine rebounds (6 offensive) against Alcorn (11/18) on 12-of-15 shooting ... Eighth consecutive double figure scoring game at Boston College with 12 points (12/3) ... Double figure scoring streak at nine (12/7) ... Another solid game vs. Southeastern (12/19) hitting all six field goal attempts to score 18 points .. 17 pts, 7 boards vs. Prarie View (12/22) ... Scored team co-high 22 on 10-of-13 shooting with career high five blocks vs. Southern Miss (12/29) ... First time this year with back-to-back 20 point game with 21 against Texas A&M (1/3) ... Career high 13 rebounds vs. South Carolina (1/6) ... Was +13 in the Missouri win (1/17) with eight rebounds, five offensive ... Solid 17-point effort at Florida (1/20), making 7-of-10 field goals ... Fifth 20-point game of career with 21 at South Carolina (1/31), making 9-of-13 field goals.

Nwoko's Game-by-Game Statistics

2025-26

OPPONENT	MIN	FG	3FG	FT	REB	PF/D	A	TO	BLK	STL	PTS	+/-
Tarleton State	18	5-6	0-0	1-4	8	3	0	3	3	0	11	14
New Orleans	20	9-13	0-1	4-5	5	3	0	0	1	1	22	19
FIU	17	6-7	0-0	7-8	2	4	0	2	0	0	19	-1
Alcorn State	20	12-15	0-0	5-6	9	1	0	1	0	0	29	7
Omaha	20	6-9	0-0	2-4	3	3	0	3	2	1	14	19
vs. Drake	21	6-9	0-1	2-5	8	3	2	1	2	0	14	10
vs. DePaul	22	5-7	0-1	3-4	6	3	3	4	1	0	13	23
at Boston College	25	6-10	0-0	0-0	4	2	0	3	0	1	12	1
vs. Texas Tech	22	4-8	0-0	2-2	7	4	1	1	1	0	10	-24
vs. SMU	14	4-5	0-0	0-1	1	4	0	1	1	1	8	7
Southeastern Louisiana	24	6-6	0-0	6-7	6	4	1	2	1	1	18	17
Prairie View	23	5-10	0-0	7-7	7	4	1	2	0	0	17	5
Southern Miss	26	10-13	0-0	2-4	6	3	0	0	5	1	22	26
at Texas A&M	26	7-10	0-0	7-10	5	4	1	2	0	0	21	-1
South Carolina	23	2-9	0-0	2-2	13	3	1	1	1	1	6	-13
at Vanderbilt	22	3-5	0-0	0-2	7	3	1	3	1	0	6	-8
Kentucky	20	1-2	0-0	1-2	2	2	0	3	1	1	3	-2
Missouri	13	2-2	0-0	2-2	8	4	1	1	1	0	6	13
at Florida	23	7-10	0-0	3-5	6	5-1	1	3	0	1	17	-14
at Arkansas	27	5-9	0-0	4-5	5	3	0	1	0	2	14	3
Mississippi State	17	2-5	0-0	0-0	1	2	0	0	0	1	4	-16
at South Carolina	23	9-13	0-0	3-3	3	4	1	1	0	0	21	17
Georgia	15	3-5	0-0	2-2	3	5-1	2	2	1	0	8	-3
Arkansas	18	1-7	0-0	1-2	8	4	0	2	0	1	3	-24
at Tennessee	21	3-7	0-0	4-5	5	4	0	1	1	0	10	-11
at Texas												
Alabama												
at Ole Miss												
Oklahoma												
at Auburn												
Texas A&M												
SEC Tournament												

Nwoko's Career Stats

YEAR	GP-GS	MIN/AVG	FG-FGA	PCT.	3FG-FGA	PCT.	FT-FTA	PCT.	REB-AVG	PF-FO	AST	TO	BLK	STL	PTS-AVG.
AT MIAMI															
23-24	29-1	258/8.9	33-59	.559	0-2	.000	11-18	.611	58-2.0	27-0	3	10	6	6	77-2.7
AT MISSISSIPPI STATE															
24-25	34-32	522/15.3	83-138	.525	1-7	.143	42-69	.609	156-4.6	77-3	24	23	27	13	209-6.1
AT LSU															
25-26	25-25	519/20.7	129-202	.639	0-3	.000	70-97	.722	138-5.5	84-2	16	43	23	13	328-13.1
TOTALS	88-58	1300/14.8	245-419	.585	1-12	.083	123-184	.668	352-4.0	188-5	43	76	56	32	614-7.0



JALEN REECE

Guard • 6-0 • 185 • Freshman • HS • Orlando, Florida (Oak Ridge HS)

2

Top Performances

Points
Season: 15, at Tennessee, 2/14/26
Career:

Rebounds
Season: 4, at South Carolina, 1/31/26
Career:

Field Goals Made
Season: 6, vs. DePaul, 11/29/25
Career:

3 PT FG Made
Season: 3, at Tennessee, 2/14/26
Career:

Free Throws Made
Season: 5, vs. Kentucky, 1/14/26
Career:

Assists
Season: 7, twice
Career:

Blocks
Season: 1, twice
Career:

Steals
Season: 2, twice
Career:

Minutes Played
Season: 40, at Tennessee, 2/14/26

Top Career Scoring Games

- 15, at Tennessee, 2/14/26
- 13, vs. DePaul, 11/29/25
- 11, vs. Kentucky, 1/14/26
- 8, vs. Prairie View, 12/22/25
- 8, vs. Alcorn State, 11/18/25
- 7, vs. Missouri, 1/17/26
- 6, at Vanderbilt, 1/10/26
- 5, vs. Tarleton State, 11/5/25
- 4, vs. Arkansas, 2/10/26
- 4, at Texas A&M, 1/3/26

Freshman Season (2025-26)

First double figure game of LSU career in championship game vs. DePaul of the Emerald Coast Classic, scoring 13 points on a 6-6 shooting and six assists, no turnovers (11/29) ... Eight point game against Prairie View (12/22) ... First career start at Texas A&M (1/3) after DJ Thomas injury, 4 points, career best 7 assists ... Started his third consecutive game for the Tigers at Vanderbilt, hit two three-pointers for six points (1/10) ... Played 33 minutes off the bench with seven assists against Arkansas (2/10) ... Plays entire 40 minutes at the point guard position at Tennessee (2/14), scoring 15 points with three treys, four assists.

Reece's Game-by-Game Statistics

2024-25 OPPONENT	MIN	FG	3FG	FT	REB	PF/D	A	TO	BLK	STL	PTS	+/-
Tarleton State	14	2-4	0-0	1-1	0	3	3	2	0	0	5	9
New Orleans	17	0-5	0-2	2-2	1	3	4	0	0	0	2	11
FIU	8	0-2	0-1	0-0	1	1	0	2	0	0	0	-5
Alcorn State	13	3-5	1-2	1-1	1	1	2	0	0	0	8	11
Omaha	11	1-2	0-1	0-1	3	1	2	1	0	2	2	0
vs. Drake	7	0-1	0-1	0-0	0	0	0	0	0	0	0	-1
vs. DePaul	20	6-6	0-0	1-2	2	2	6	0	1	2	13	14
at Boston College	6	0-1	0-1	0-0	2	0	0	0	0	0	0	-5
vs. Texas Tech	12	0-3	0-1	0-0	0	0	2	1	0	1	0	-4
vs. SMU	8	0-0	0-0	0-0	0	2	0	0	0	0	0	4
Southeastern Louisiana	14	1-3	0-1	0-1	1	1	0	0	0	2	2	-7
Prairie View	23	2-7	2-5	2-2	1	1	2	0	1	1	8	4
Southern Miss	16	0-2	0-2	3-6	2	1	3	0	0	1	3	5
at Texas A&M	36	2-7	0-2	0-0	1	2	7	3	0	1	4	-2
South Carolina	29	1-6	0-2	0-0	0	4	6	3	0	0	2	-11
at Vanderbilt	32	2-9	2-5	0-0	3	0	2	1	0	1	6	-2
Kentucky	30	2-7	2-5	5-6	5	2	4	1	0	0	11	0
Missouri	20	2-4	2-4	1-2	0	4	3	2	0	2	7	-7
at Florida	13	1-3	0-0	0-0	3	1	3	2	0	1	2	-7
at Arkansas	15	2-3	0-1	0-0	3	1	1	1	0	1	4	-2
Mississippi State	24	0-3	0-1	1-2	2	3	1	0	0	2	1	3
at South Carolina	14	1-1	1-1	0-0	4	0	3	2	0	0	3	-6
Georgia	21	1-3	0-1	0-0	0	1	1	1	0	1	2	0
Arkansas	33	2-9	0-3	0-0	2	3	7	2	0	0	4	-22
at Tennessee	40	4-8	3-5	4-4	0	0	4	1	0	0	15	-10
at Texas												
Alabama												
at Ole Miss												
Oklahoma												
at Auburn												
Texas A&M												
SEC Tournament												

Reece's Career Stats

YEAR	GP-GS	MIN/AVG	FG-FGA	PCT.	3FG-FGA	PCT.	FT-FTA	PCT.	REB.-AVG	PF-FO	AST	TO	BLK	STL	PTS-AVG.
25-26	25-4	476/19.0	35-104	.337	13-47	.277	21-30	.700	37-1.5	37-0	66	25	2	18	104-4.2
TOTALS	25-4	476/19.0	35-104	.337	13-47	.277	21-30	.700	37-1.5	37-0	66	25	2	18	104-4.2



MAX MACKINNON

Guard · 6-6 · 195 · Senior · TR · Brisbane, Australia (Portland)

3

Top Performances

Points
 Season: 27, at Vanderbilt, 1/10/26
 Career: 43, vs. San Diego, 1/23/25

Rebounds
 Season: 7, at Boston College, 12/3/25
 Career: 13, at Charleston, 1/14/23

Field Goals Made
 Season: 9, at Vanderbilt, 1/10/26
 Career: 11, at San Francisco, 1/9/25

3 PT FG Made
 Season: 6, twice
 Career: 7, vs. San Diego, 1/23/25

Free Throws Made
 Season: 10, vs. UGA, 2/7/26
 Career: 18, vs. San Diego, 1/23/25

Assists
 Season: 8, at South Carolina, 1/31/26
 Career: 8, three times

Blocks
 Season: 2, twice
 Career: 2, five times

Steals:
 Season: 2, four times
 Career: 4, three times

Minutes Played
 Season: 40, at South Carolina, 1/31/26

- Top Career Scoring Games**
- 43, vs. San Diego, 1/23/25
 - 29, vs. Loyola Marymount, 2/15/25
 - 28, at San Francisco, 1/19/25
 - 27, at Vanderbilt, 1/10/26
 - 27, vs. Pepperdine, 2/27/25
 - 26, vs. UGA, 2/7/26
 - 26, vs. Delaware, 2/15/24
 - 24, at Pepperdine, 2/1/25
 - 24, at High Point, 11/30/22
 - 23, vs. JWU (Charlotte), 12/11/22

Mackinnon's Senior Season (2025-26)

Mackinnon has a good start to his LSU career, hitting four treys and scoring a team high 19 points with five assists in the win over Tarleton State (11/5) ... After going 0-8 from 3-point range over three games, Mackinnon answers against Omaha, hitting 6-of-8 from deep in scoring 22 points (11/21) ... Named all-tournament at Emerald Coast Classic (11/28-29) against Drake and DePaul ... Season high seven boards against Boston College (12/3) ... 6-of-7 treys vs. SMU (12/13) as he scored 22 points for the second time this season ... Mackinnon 9-of-12 last two games against SMU (12/13) and Southeastern (12/19), scoring 36 combined points. ... 20 points, 5 assists in SEC opener at Texas A&M (1/3) ... Fourth 20-plus game at Vanderbilt (1/10), his season high of 27 points with four assists ... Eighth consecutive double figure game against Kentucky (1/14) ... Fifth 20 point game at LSU with 20 vs. Missouri (1/17), third 20-point game against SEC teams ... Double figure scoring streak continues now at 10 games at Florida (1/20) ... 11th straight at Arkansas (1/24) tying for longest team streak this year ... Made it longest streak at 12 games vs. Miss. State (1/28) ... Season high and career tying 8 assists as double figure scoring streak reaches 13 at South Carolina (1/31) ... Mackinnon made 10-of-10 at the free throw line against UGA (2/7) in scoring 26 points ... 14 game double figure scoring streak ends as Mackinnon limited to 20 minutes before leaving the game with left knee paint (2/10).

Mackinnon's Game-by-Game Statistics

2025-26	OPPONENT	MIN	FG	3FG	FT	REB	PF/D	A	TO	BLK	STL	PTS	+/-
Tarleton State	27	6-7	4-5	3-3	3	2	5	2	0	0	0	19	22
New Orleans	19	0-5	0-2	2-2	1	1	1	1	0	2	2	2	9
FIU	28	5-11	0-3	7-8	4	2	3	3	0	2	17	20	
Alcorn State	26	1-5	0-3	5-6	2	2	3	0	0	1	7	10	
Omaha	29	7-11	6-8	2-2	3	4	3	3	1	1	22	25	
vs. Drake	29	4-11	0-3	3-3	3	1	4	3	0	0	11	6	
vs. DePaul	28	4-7	3-4	2-2	3	4	1	0	0	0	13	31	
at Boston College	39	4-14	2-6	2-2	7	3	2	1	0	1	12	13	
vs. Texas Tech	16	0-9	0-5	2-2	2	1	0	1	1	0	2	-12	
vs. SMU	33	8-9	6-7	0-0	1	1	2	4	0	0	22	22	
Southeastern Louisiana	31	4-8	3-5	3-4	1	0	4	1	0	1	14	18	
Prairie View	35	3-9	2-6	5-6	1	2	1	2	0	0	13	14	
Southern Miss	28	6-16	3-9	0-0	2	3	1	1	2	1	15	28	
at Texas A&M	38	7-18	4-9	2-2	5	2	5	2	0	2	20	-3	
South Carolina	27	6-14	3-8	0-0	1	2	0	3	1	1	15	-13	
at Vanderbilt	37	9-16	3-6	6-6	4	3	4	1	0	2	27	-5	
Kentucky	37	4-16	2-7	6-6	3	0	3	2	0	0	16	-2	
Missouri	38	7-19	4-10	2-2	3	1	2	1	0	0	20	7	
at Florida	30	4-6	1-1	1-2	1	2	1	4	1	0	10	-24	
at Arkansas	35	4-12	1-7	5-6	3	3	3	2	0	0	14	-7	
Mississippi State	27	6-11	1-5	2-2	1	1	0	1	0	1	15	-16	
at South Carolina	40	6-15	3-6	0-0	1	3	8	2	2	0	15	5	
Georgia	38	7-16	2-8	10-10	5	1	4	3	0	0	26	-6	
Arkansas	20	1-6	0-1	0-0	3	0	1	0	0	0	2	-16	
at Tennessee		DNP--injury											
at Texas													
Alabama													
at Ole Miss													
Oklahoma													
at Auburn													
Texas A&M													
SEC Tournament													

Mackinnon's Career Stats

YEAR	GP-GS	MIN/AVG	FG-FGA	PCT.	3FG-FGA	PCT.	FT-FTA	PCT.	REB.-AVG	PF-FO	AST	TO	BLK	STL	PTS-AVG.
AT ELON															
22-23	31-27	913/29.4	145-294	.493	23-81	.284	40-56	.714	159-5.1	47-0	75	69	4	34	353-11.4
23-24	32-32	867/27.1	148-329	.450	51-140	.364	40-57	.702	152-4.8	44-0	84	66	5	25	387-12.1
AT PORTLAND															
24-25	32-30	898/28.1	158-338	.467	37-91	.407	110-124	.887	152-4.8	48-0	102	72	8	23	463-14.5
AT LSU															
25-26	24-24	735/30.6	113-270	.419	53-135	.393	70-76	.921	63-2.6	44-0	61	43	8	15	349-14.5
TOTALS	119-113	3413/28.7	564-1231	.458	164-447	.367	260-313	.831	526-4.4	183-0	322	250	25	97	1552-13.0



RASHAD KING

Guard • 6-6 • 217 • Senior • TR • Evans, Georgia (Northeastern)

4

Top Performances

Points
 Season: 18, at South Carolina, 1/31/26
 Career: 32, vs. Hampton, 2/8/25

Rebounds
 Season: 7, at South Carolina, 1/31/26
 Career: 11, twice

Field Goals Made
 Season: 5, four times
 Career: 11, twice

3 PT FG Made
 Season: 3, at South Carolina, 1/31/26
 Career: 5, at NC A&T, 2/27/25

Free Throws Made
 Season: 7, at South Carolina, 1/31/26
 Career: 12, twice

Assists
 Season: 4, twice
 Career: 13, vs. Princeton, 11/10/24

Blocks
 Season: 3, vs. Prairie View, 12/22/25
 Career: 4, at Stony Brook, 1/11/25

Steals
 Season: 2, three times
 Career: 5, at Hampton, 1/30/25

Minutes Played
 Season: 39, at South Carolina, 1/31/26

Top Career Scoring Games

- 32 – vs. Hampton, 2/8/25
- 28 – at Hofstra, 2/6/25
- 27 – vs. Delaware, 1/2/25
27 – at Vermont, 11/30/24
27 – vs. Central Connecticut State, 11/16/24
- 25 – vs. Stony Brook, 2/15/25
25 – vs. North Carolina A&T, 2/27/25
- 24 – vs. Hampton, 3/8/25
24 – vs. Campbell, 2/13/25
- 23 – vs. Colgate, 12/8/24

Senior Season (2025-26)

First double figure game at LSU in championship game of Emerald Coast Classic (11/29) with 11 points ... In the two games of the event, 7-of-12 from field, 20 points ... Single game high 13 points and +15 in the 20 minutes against Prairie View (12/22) ... Nice 10 point effort at Texas A&M (1/3) for his 3rd double figure scoring game since joining LSU ... Started his first LSU game against Kentucky (1/14), finished with 12 points on 5-of-6 shooting ... Solid season high game with 14-point effort against Miss. State (1/28) ... Season high 18 points against South Carolina (1/31) ... Also best of seven rebounds.

King's Game-by-Game Statistics

2025-26

OPPONENT	MIN	FG	3FG	FT	REB	PF/D	A	TO	BLK	STL	PTS	+/-
Tarleton State	17	0-0	0-0	2-2	3	0	2	1	1	1	2	8
New Orleans	15	2-4	2-3	0-0	4	2	0	2	1	0	6	5
FIU	9	0-2	0-1	0-0	1	1	0	2	0	0	0	-1
Alcorn State	14	1-5	0-2	0-0	1	1	0	1	0	0	2	8
Omaha	4	0-1	0-1	3-3	1	2	0	0	0	0	3	5
vs. Drake	19	3-4	2-2	1-2	5	0	1	0	0	2	9	12
vs. Depaul	26	4-8	1-3	2-4	4	2	3	1	0	1	11	14
at Boston College	9	0-5	0-3	0-0	1	2	0	0	0	0	0	-7
vs. Texas Tech	22	1-6	0-3	2-2	2	1	0	1	0	1	4	-20
vs. SMU	13	1-3	0-2	0-0	1	0	1	1	0	0	2	-2
Southeastern Louisiana	11	1-5	1-5	0-0	0	3	1	0	0	1	3	-8
Prairie View	20	5-9	2-5	1-1	1	2	0	0	3	0	13	15
Southern Miss	5	0-2	0-2	0-0	1	4	0	0	1	0	0	-4
at Texas A&M	18	3-6	2-4	2-2	2	5-1	0	2	0	1	10	6
South Carolina	15	1-3	1-3	1-2	1	2	2	1	0	0	4	-4
at Vanderbilt	11	1-3	0-1	1-1	1	1	3	1	0	1	3	-9
Kentucky	28	5-6	0-1	2-2	3	2	1	4	2	1	12	-2
Missouri	29	3-9	1-4	0-0	1	3	4	1	0	1	7	13
at Florida	30	3-5	2-3	0-0	2	1	1	0	0	2	8	-12
at Arkansas	13	2-5	0-1	0-0	2	2	1	0	0	0	4	-3
Mississippi State	20	5-9	1-4	3-4	2	0	0	2	0	1	14	4
at South Carolina	39	4-8	3-6	7-8	7	3	3	1	0	1	18	6
Georgia	22	0-6	0-3	0-0	2	1	4	3	0	2	0	17
Arkansas	18	1-7	0-4	0-0	5	1	2	0	0	1	2	-27
at Tennessee	20	1-6	0-4	0-0	0	3	3	0	1	0	2	-9
at Texas												
Alabama												
at Ole Miss												
Oklahoma												
at Auburn												
Texas A&M												
SEC Tournament												

King's Career Stats

YEAR	GP-GS	MIN/AVG	FG-FGA	PCT.	3FG-FGA	PCT.	FT-FTA	PCT.	REB.-AVG	PF-FO	AST	TO	BLK	STL	PTS-AVG.
AT NORTHEASTERN															
22-23	29-11	481/16.6	32-106	.302	6-29	.207	13-20	.650	64-2.2	47-1	32	50	10	13	83-2.9
23-24	31-20	862/27.8	93-207	.449	18-53	.340	52-61	.852	100-3.2	74-0	80	40	12	38	256-8.3
24-25	32-32	1170/36.6	208-463	.449	44-138	.319	133-156	.853	196-6.1	77-0	106	86	27	46	593-18.5
AT LSU															
25-26	25-7	452/18.1	48-128	.375	18-70	.257	27-33	.818	54-2.2	44-1	32	22	8	18	141-5.6
TOTALS	117-70	2965/25.3	381-904	.421	86-290	.297	225-270	.833	414-3.5	242-2	250	198	57	115	1073-9.2



ROBERT MILLER III

Forward • 6-10 • 230 • Sophomore • 1L • Houston, Texas (Pasadena Memorial HS)

6

Top Performances

Points
 Season: 12, vs. DePaul, 11/29/25
 Career: 19, vs. Florida, 2/22/25

Rebounds
 Season: 8, vs. South Carolina, 1/6/26
 Career: 10, vs. Florida, 2/22/25

Field Goals Made
 Season: 4, four times
 Career: 8, at Arkansas, 2/12/25

3 PT FG Made
 Season:
 Career: 2, vs. Florida, 2/22/25

Free Throws Made
 Season: 6, three times
 Career: 6, three times

Assists
 Season: 4, twice
 Career: 4, twice

Blocks
 Season: 4, vs. FIU, 11/13/25
 Career: 4, vs. FIU, 11/13/25

Steals
 Season: 2, three times
 Career: 2, four times

Minutes Played
 Season: 28, at Boston Coll., 12/3/25

Top Career Scoring Games

- 19, vs. Florida -- 2/22/25
- 16, at Arkansas -- 2/12/25
- 15, at Kentucky -- 3/4/25
- 14, vs. Miss. State -- 3/12/25
- 12, vs. DePaul -- 11/29/25
- 10, vs. Arkansas -- 2/10/26
- 10, vs. Tarleton St., -- 11/5/25
- 9, at Vanderbilt -- 1/10/26
- 9, vs. South Carolina -- 1/6/26
- 9, vs. Alcorn State -- 11/18/25
- 9, vs. Texas -- 2/1/25

Miller's Sophomore Season (2025-26)

Career best four assists vs. New Orleans (11/10) ... 12 points in the Emerald Coast Classic (11/29) game against DePaul ... In first two SEC games, scored a combined 17 points, making 7-of-8 from the field with season high eight boards against South Carolina (1/6) ... 9 points for second straight game at Vanderbilt (1/10) ... In league play, Miller through four games is 13-of-14 from the field ... Third double figure game of the season against Arkansas (2/10) with 10.

Miller's Game-by-Game Statistics

2025-26	MIN	FG	3FG	FT	REB	PF/D	A	TO	BLK	STL	PTS	+/-
OPPONENT												
Tarleton State	25	2-2	0-0	6-6	6	2	1	1	1	2	10	20
New Orleans	20	2-4	0-1	2-4	4	0	4	1	0	0	6	11
FIU	24	1-3	0-0	5-6	3	2	1	2	4	1	7	15
Alcorn State	16	2-2	0-0	5-6	3	3	0	3	1	1	9	1
Omaha	6	0-1	0-0	2-2	1	1	0	0	1	0	2	1
vs. Drake	13	1-3	0-0	2-2	4	1	1	0	0	1	4	5
vs. Depaul	20	3-3	0-0	6-7	3	4	0	5	1	0	12	16
at Boston College	28	4-5	0-0	0-0	5	1	0	1	2	0	8	5
vs. Texas Tech	27	2-3	0-0	2-4	4	2	1	1	0	1	6	-4
vs. SMU	15	2-2	0-0	0-0	1	5-1	0	0	1	0	4	4
Southeastern Louisiana	23	0-0	0-0	1-4	4	3	0	0	1	1	1	3
Prairie View	7	0-0	0-0	1-2	1	1	1	3	0	1	1	-9
Southern Miss	16	0-0	0-0	2-2	2	1	0	0	1	0	2	0
at Texas A&M	14	4-4	0-0	0-0	1	2	0	1	3	0	8	-2
South Carolina	21	3-4	0-0	3-3	8	2	3	3	2	1	9	6
at Vanderbilt	17	3-3	0-0	3-4	2	5-1	1	1	1	0	9	-1
Kentucky	23	3-3	0-0	0-2	7	4	2	1	2	2	6	5
Missouri	27	2-5	0-0	0-0	7	3	0	0	1	1	4	-2
at Florida	26	4-7	0-0	0-0	3	2	0	2	1	2	8	-5
at Arkansas	12	2-2	0-0	0-0	1	3	0	1	0	0	4	-3
Mississippi State	17	2-5	0-0	0-2	3	5-1	0	1	1	3	4	1
at South Carolina	20	3-5	0-0	0-0	5	4	3	1	0	1	6	-11
Georgia	22	4-5	0-0	0-0	5	2	0	0	1	1	8	-13
Arkansas	22	2-4	0-0	6-10	5	2	0	1	0	0	10	-5
at Tennessee	17	1-2	0-0	0-0	4	4	0	0	2	1	2	6
at Texas												
Alabama												
at Ole Miss												
Oklahoma												
at Auburn												
Texas A&M												
SEC Tournament												

Miller's Career Stats

YEAR	GP-GS	MIN/AVG	FG-FGA	PCT.	3FG-FGA	PCT.	FT-FTA	PCT.	REB.-AVG	PF-FO	AST	TO	BLK	S	PTS-AVG
AT LSU															
24-25	32-8	501/15.6	59-96	.615	4-20	.200	21-33	.636	99-3.1	70-3	22	18	29	13	143-4.5
25-26	25-0	479/19.2	52-77	.675	0-1	.000	46-66	.697	92-3.7	64-3	18	29	26	21	150-6.0
TOTALS	57-8	980/17.2	111-173	.642	4-21	.190	67-99	.677	191-3.4	134-6	40	47	55	34	293-5.1



PJ CARTER

Guard · 6-4 · 183 · 5th Year Senior · Atlanta, Georgia (Memphis)

7

Top Performances

Points
Season: 12, vs. Omaha, 11/21/25
Career: 27, vs. Temple, 3/10/24

Rebounds
Season: 7, vs. South Carolina, 1/6/26
Career: 7, twice

Field Goals Made
Season: 4, twice
Career: 8, at SMU, 3/2/24

3 PT FG Made
Season: 4, vs. Omaha, 11/21/25
Career: 6, vs. Temple, 3/10/24

Free Throws Made
Season: 2, at South Carolina, 1/31/26
Career: 7, vs. Temple, 3/10/24

Assists
Season: 2, vs. Drake, 11/28/29
Career: 5, vs. Ark.-Ft. Smith, 12/10/23

Blocks
Season: 1, at South Carolina, 1/31/25
Career: 1, seven times

Steals:
Season: 1, four times
Career: 2, three times

Minutes Played
Season: 23, at South Carolina, 1/31/25

Top Career Scoring Games

- 27, vs. Temple, 3/10/24
- 23, at SMU, 3/2/24
- 22, at Charlotte, 2/15/24
- 19, at Rice, 2/2/25
- 17, vs. UIW, 11/25/23
- 15, at Minnesota, 11/10/23
- 14, at Tulane, 1/30/25
- 14, vs. UAB, 1/26/25
- 13, at Temple, 2/18/24
- 13, vs. Charlotte, 1/13/24

Carter's 5th Year Senior Season (2025-26)

Carter made his mark from three-point range against Omaha (11/21), hitting 4-of-7 from distance for his first LSU double figure game with 12 points ... Scored 10 points with career high tying seven boards against South Carolina (1/6)

Carter's Game-by-Game Statistics

2025-26	OPPONENT	MIN	FG	3FG	FT	REB	PF/D	A	TO	BLK	STL	PTS	+/-
Tarleton State	12	2-5	1-4	0-0	0	0	0	0	0	0	0	5	9
New Orleans	10	1-4	1-4	0-0	0	2	0	0	0	0	0	3	5
FIU	6	1-3	1-3	0-0	0	0	0	0	0	0	0	3	-3
Alcorn State	8	1-2	1-2	0-0	0	0	0	1	0	0	0	3	8
Omaha	9	4-7	4-7	0-0	0	1	0	0	0	0	0	12	0
vs. Drake	11	1-3	1-2	0-0	1	1	2	0	0	0	0	3	3
vs. Depaul	10	0-2	0-2	0-0	0	1	1	0	0	0	0	0	0
at Boston College	6	0-1	0-1	0-0	0	1	0	0	0	0	0	0	6
vs. Texas Tech	10	1-2	1-2	0-0	1	3	1	0	0	1	1	3	-9
vs. SMU	DNP--Coach's Decision												
Southeastern Louisiana	3	0-0	0-0	0-0	0	1	0	0	0	0	0	0	4
Prairie View	DNP--Coach's Decision												
Southern Miss	10	1-4	1-4	0-0	1	2	0	0	0	0	0	3	1
at Texas A&M	0+	0-0	0-0	0-0	0	0	0	0	0	0	0	0	0
South Carolina	22	4-10	2-8	0-0	7	2	0	0	0	1	10	7	7
at Vanderbilt	4	0-1	0-1	0-0	1	0	0	0	0	0	0	0	-11
Kentucky	DNP--Coach's Decision												
Missouri	DNP--Coach's Decision												
at Florida	2	0-0	0-0	0-0	0	0	0	0	0	0	0	0	1
at Arkansas	DNP--Coach's Decision												
Mississippi State	DNP--Coach's Decision												
at South Carolina	23	2-7	2-7	2-3	1	0	1	1	1	0	0	8	0
Georgia	14	2-8	2-6	0-0	1	1	0	0	0	0	0	6	-10
Arkansas	13	2-9	1-5	2-2	2	2	0	1	0	1	7	7	-10
at Tennessee	15	0-3	0-3	0-0	0	0	1	1	0	1	0	0	-1
at Texas													
Alabama													
at Ole Miss													
Oklahoma													
at Auburn													
Texas A&M													
SEC Tournament													

Carter's Career Stats

YEAR	GP-GS	MIN/AVG	FG-FGA	PCT.	3FG-FGA	PCT.	FT-FTA	PCT.	REB-AVG	PF-FO	AST	TO	BLK	STL	PTS-AVG.
AT CAMPBELL															
20-21	12-0	49/4.1	6-15	.400	2-7	.286	3-4	.750	6-0.5	7-0	4	4	0	1	17-1.4
21-22	4-0	19/4.7	3-5	.600	0-2	.000	0-2	.000	3-0.8	0-0	0	0	1	1	6-1.5
AT UTSA															
23-24	31-10	615/19.8	102-246	.415	52-129	.409	40-49	.816	73-2.4	28-0	27	27	6	17	296-9.5
AT MEMPHIS															
24-25	35-0	504/14.4	58-145	.400	46-117	.393	28-30	.933	53-1.5	31-0	12	19	0	11	190-5.4
AT LSU															
25-26	19-0	189/9.9	22-71	.310	18-61	.295	4-5	.800	15-0.8	17-0	6	4	1	3	66-3.5
TOTALS	101-10	1376/13.6	191-482	.396	118-316	.373	75-90	.833	150-1.5	83-0	49	54	8	33	575-5.7



PABLO TAMBA

Forward • 6-7 • 206 • Grad Student • TR • Malaga, Spain (UC Davis)

8

Top Performances

Points
 Season: 14, twice
 Career: 25, vs. Cal Poly, 3/12/25

Rebounds
 Season: 15, vs. Southern Miss, 12/29/25
 Career: 15, vs. Southern Miss, 12/29/25

Field Goals Made
 Season: 7, vs. SMU, 12/13/25
 Career: 9, twice

3 PT FG Made
 Season: 2, vs. Kentucky, 1/14/26
 Career: 2, vs. Kentucky, 1/14/26

Free Throws Made
 Season: 6, vs. DePaul, 11/29/25
 Career: 8, at Sacramento St., 12/14/24

Assists
 Season: 4, twice
 Career: 4, twice

Blocks
 Season: 4, vs. Miss. State, 1/28/26
 Career: 4, vs. Miss. State, 1/28/26

Steals
 Season: 3, three times
 Career: 5, CSUN, 2/22/25

Minutes Played
 Season: 38, vs. SMU, 12/13/25

Top Career Scoring Games

- 25, vs. Cal Poly, 3/12/25
- 19, at Hawaii, 3/1/25
- 19, vs. Hawaii, 1/23/25
- 18, at Cal Poly, 1/16/25
- 18, at Sacramento State, 12/14/24
- 18, vs. Menlo, 11/12/24
- 17, at Idaho, 11/7/24
- 15, at Grand Canyon, 11/20/24
- 14 five times

Tamba's Grad Season (2025-26)

Tamba had a double double of 10-10 against New Orleans (11/10) Had his second double figure rebound game of the career and a career high with 13 rebounds vs. Omaha (11/21) ... Perfect 4-4 from field, 6-6 from free throw line, scoring 14 in the championship game of the Emerald Coast Classic (11/29) ... Strong 14-10 double double in win over SMU (12/13), second double of the season ... Second game with 14 points this year ... 10 points, 9 boards vs. Prairie View (12/22) ... Career high 15 rebounds against Southern Miss (12/29) ... Second straight game with double figure boards with 11 at Texas A&M (1/3) ... +14 for the Tigers in the win over Missouri (1/17), scoring eight points ... Tamba has his sixth double figure rebound game (10) and his third double double at Arkansas (1/26) with 12 points ... Seventh double figure rebound game with 12 (6 offensive) against UGA (2/7).

Tamba's Game-by-Game Statistics

2025-26	OPONENT	MIN	FG	3FG	FT	REB	PF/D	A	TO	BLK	STL	PTS	+/-
Tarleton State	15	2-2	0-0	0-2	5	4	1	0	0	0	0	4	16
New Orleans	21	4-5	0-0	2-4	10	2	2	1	1	0	0	10	27
FIU	21	3-6	0-1	0-0	7	2	1	0	0	2	6	3	3
Alcorn State	23	1-2	0-0	2-2	4	2	0	0	0	0	4	4	25
Omaha	33	1-1	0-0	1-2	13	2	4	2	0	3	3	3	22
vs. Drake	27	1-1	0-0	0-0	4	2	0	0	2	0	2	4	4
vs. DePaul	29	4-4	0-0	6-6	7	1	1	1	1	1	14	25	25
at Boston College	33	1-4	0-1	3-4	9	3	1	1	1	0	5	5	5
vs. Texas Tech	20	2-3	0-0	0-0	7	4	0	0	1	1	4	4	-5
vs. SMU	38	7-9	0-0	0-1	10	2	2	2	0	3	14	11	11
Southeastern Louisiana	22	1-2	0-1	2-2	4	4	2	0	0	1	4	8	8
Prairie View	24	3-5	1-1	3-4	9	5-1	1	1	0	1	10	19	19
Southern Miss	25	3-3	1-1	2-3	15	3	1	0	0	1	9	31	31
at Texas A&M	40	2-4	0-1	2-2	11	2	2	2	0	5	6	-4	-4
South Carolina	30	4-8	0-1	2-3	5	3	0	2	1	0	10	-15	-15
at Vanderbilt	19	3-5	0-0	0-2	4	1	1	3	0	0	6	-6	-6
Kentucky	28	3-4	2-2	2-6	4	4	2	0	1	0	10	-6	-6
Missouri	31	2-3	1-2	3-3	5	4	1	1	0	1	8	14	14
at Florida	17	0-2	0-0	4-6	2	2	2	0	0	1	4	1	1
at Arkansas	37	4-4	1-1	3-4	10	3	2	1	0	1	12	-8	-8
Mississippi State	35	3-5	0-2	4-10	5	3	2	1	4	3	10	-18	-18
at South Carolina	28	0-2	0-1	5-6	5	4	4	1	1	1	5	9	9
Georgia	36	2-4	0-1	3-4	12	2	1	4	0	3	7	-7	-7
Arkansas	29	3-7	0-1	5-8	7	1	0	4	0	0	11	-13	-13
at Tennessee	32	4-8	2-3	3-8	2	4	1	0	0	0	13	-3	-3
at Texas													
Alabama													
at Ole Miss													
Oklahoma													
at Auburn													
Texas A&M													
SEC Tournament													

Tamba's Career Stats

YEAR	GP-GS	MIN/AVG	FG-FGA	PCT.	3FG-FGA	PCT.	FT-FTA	PCT.	REB.-AVG	PF-FO	AST	TO	BLK	STL	PTS-AVG.
AT IDAHO STATE															
21-22	16-0	55/3.4	2-9	.222	1-5	.200	2-2	1.000	14-0.9	8-0	0	5	0	0	7-0.4
AT UC DAVIS															
23-24	31-4	427/13.8	34-70	.486	6-22	.273	27-50	.540	90-2.9	59-1	24	16	12	16	101-3.3
24-25	32-32	883/27.6	138-235	.587	4-16	.250	81-123	.659	168-5.3	84-4	35	73	24	37	361-11.3
AT LSU															
25-26	25-25	694/27.8	63-103	.612	8-20	.400	57-92	.620	176-7.0	69-1	34	27	13	28	191-7.6
TOTALS	104-61	2060/19.8	237-417	.568	19-63	.302	167-267	.625	448-4.3	220-6	93	121	49	81	660-6.3



MARQUEL SUTTON

Forward • 6-9 • 225 • 5th year Senior • TR • Tulsa, Oklahoma (Omaha)

10

Top Performances

Points
Season: 26, vs. Missouri, 1/17/26
Career: 36, vs. South Dakota, 2/22/25

Rebounds
Season: 15, vs. New Orleans, 11/10/25
Career: 18, vs. St. Thomas, 3/9/25

Field Goals Made
Season: 8, vs. SMU, 12/13/25
Career: 14, twice

3 PT FG Made
Season: 4, vs. Tarleton St., 11/10/25
Career: 3, four times

Free Throws Made
Season: 13, vs. Prairie View, 12/22/25
Career: 14, vs. Prairie View, 12/22/25

Assists
Season: 3, vs. Prairie View, 12/22/25
Career: 4, twice

Blocks
Season: 1, seven times
Career: 3, twice

Steals:
Season: 3, at Texas A&M, 1/3/26
Career: 4, vs. Kansas City, 3/6/25

Minutes Played
Season: 40, at Boston College, 12/3/25

Top Career Scoring Games

- 36, vs. South Dakota, 2/22/25
- 29, at South Dakota, 1/29/25
29, vs. Midland, 12/13/22
- 28, vs. Kansas City, 3/6/25
- 27, at North Dakota, 1/2/25
- 26, vs. Missouri, 1/17/26
26, at Akron, 11/23/24
- 25, at Stetson, 11/7/24
- 24, vs. St. Thomas (MN), 1/23/25
24, vs. South Dakota State, 1/11/25
24, vs. Cal Poly, 12/21/24

Sutton's Fifth Year Senior Season (2025-26):

Outstanding second game with LSU, with 15 points and 15 rebounds and a +/- of 45 in the New Orleans game (11/10) ... Made it a second straight double double against FIU (19 pts-12 rebs, 11/13) ... Third consecutive double double against Alcorn State (11/18) with 16 points, 10 boards ... Presented his 2025 Omaha championship rings and NCAA Tournament watch prior to game with Omaha (11/21) ... Fourth double double of year at Boston College 18 pts-13 reb (12/3) ... Posted his fifth double double of the year, 23-12, in win over SMU (12/13) ... High point total of the season and sixth double figure scoring game to date ... Solid game with 19 points, 9 rebounds vs. Southeastern Louisiana (7-9 FGs, 3 Treys) ... Sixth double double 21-13 vs. Prairie View (12/22) ... Second consecutive double figure rebound game against Southern Miss (12/29) with 11 ... 16 points vs. Kentucky (1/14), passes 1,600 career points scored ... Big first half leads to a 26-point outing in the win over Missouri (1/17), his third 20 point game of the season for the Tlgers.

Sutton's Game-by-Game Statistics

2025-26	MIN	FG	3FG	FT	REB	PF/D	A	TO	BLK	STL	PTS	+/-
Tarleton State	26	5-9	2-6	1-1	2	1	0	2	1	0	13	30
New Orleans	32	4-11	4-8	3-4	15	0	0	0	1	0	15	45
FIU	32	6-11	3-5	4-4	12	1	2	0	0	0	19	18
Alcorn State	30	6-12	2-7	2-3	10	1	1	1	1	1	16	22
Omaha	30	3-8	1-6	2-2	8	3	0	1	0	0	9	25
vs. Drake	22	4-8	0-3	0-0	7	0	0	0	0	0	8	-3
vs. DePaul	19	4-6	0-1	0-0	5	3	0	1	0	0	8	18
at Boston College	40	6-11	1-2	5-6	13	2	0	2	1	0	18	13
vs. Texas Tech	28	3-8	0-4	1-4	8	2	0	1	0	1	7	-28
vs. SMU	39	8-15	1-4	6-6	12	1	0	1	0	1	23	15
Southeastern Louisiana	33	7-9	3-4	2-2	9	1	1	2	1	1	19	18
Prairie View	37	4-8	0-2	13-14	13	3	3	0	0	0	21	21
Southern Miss	34	3-10	0-5	3-4	11	1	2	1	1	1	9	19
at Texas A&M	29	0-4	0-2	3-4	5	1	0	2	1	3	3	-9
South Carolina	24	1-5	0-1	4-4	5	2	0	1	0	0	6	-11
at Vanderbilt	31	5-11	1-3	2-2	6	4	0	3	1	0	13	-15
Kentucky	30	5-9	3-4	3-4	6	3	0	1	0	0	16	4
Missouri	34	7-14	2-4	10-14	6	3	1	0	0	2	26	3
at Florida	37	4-14	0-6	2-2	7	4	1	0	0	0	10	-16
at Arkansas	29	2-6	0-2	7-7	5	3	2	0	0	1	11	2
Mississippi State	24	1-7	0-4	2-2	2	1	0	0	0	0	4	-22
at South Carolina	38	6-9	0-1	4-5	8	2	0	2	0	1	16	5
Georgia	31	4-8	1-3	5-8	5	1	0	0	0	0	14	-4
Arkansas	37	7-16	1-5	3-5	6	3	1	1	0	2	18	-23
at Tennessee	32	6-15	1-3	2-2	9	4	0	0	0	1	15	-13
at Texas												
Alabama												
at Ole Miss												
Oklahoma												
at Auburn												
Texas A&M												
SEC Tournament												

Sutton's Career Stats

YEAR	G-GS	MIN/AVG	FG-FGA	PCT.	3FG-FGA	PCT.	FT-FTA	PCT.	REB-AVG	PF-FO	AST	TO	BLK	STL	PTS-AVG.
AT OMAHA															
22-23	31-31	879/28.4	133-293	.454	9-32	.281	45-72	.625	155-5.0	80-3	18	51	5	17	320-10.3
23-24	33-33	1052/31.9	161-332	.485	14-49	.286	70-112	.625	208-6.3	76-4	25	59	10	29	406-12.3
24-25	35-35	1131/32.3	235-491	.479	28-101	.277	164-222	.739	275-7.9	75-0	42	65	10	29	662-18.9
AT LSU															
25-26	25-25	776/31.0	113-244	.455	26-95	.274	89-109	.817	195-7.8	50-0	14	22	8	15	337-13.5
TOTALS	124-124	3837/30.9	640-1360	.471	77-277	.278	368-515	.715	833-6.7	281-7	99	197	33	90	1725-13.9



JADEN BOBBETT

Guard · 6-1 · 190 · Fifth Year Senior · TR · Rye, New Hampshire (Indiana)

14

Top Performances

Points

Season: _____
 Career: 16, vs. Anna Maria, 11/19/21

Rebounds

Season: 1, vs. Arkansas, 2/10/26
 Career: 8, twice

Field Goals Made

Season: _____
 Career: 6, vs. Anna Maria, 11/19/21

3 PT FG Made

Season: _____
 Career: 3, vs. Bowdoin, 1/13/23

Free Throws Made

Season: _____
 Career: 8, at Albertus Magnus, 12/2/21

Assists

Season: 1, vs. Arkansas, 2/10/26
 Career: 9, vs. E. Nazarene, 11/20/21

Blocks

Season: _____
 Career: 1, twice

Steals

Season: _____
 Career: 3, twice

Minutes Played

Season: 1, seven times

Top Career Scoring Games

1. 16, vs. Anna Maria, 11/19/21
2. 12, vs. Bowdoin, 2/20/22
3. 10, vs. NUV-Johnson, 11/23/21
4. 9, vs. Tufts, 2/18/23
- 9, vs. SUNY Canton, 11/30/21
6. 8, at Albertus Magnus, 12/2/21


Bobbett's 5th Year Senior Season (2025-26)

Bobbett's Game-by-Game Statistics

2025-26 OPPONENT	MIN	FG	3FG	FT	REB	PF/D	A	TO	BLK	STL	PTS	+/-
Tarleton State	1	0-0	0-0	0-0	0	0	0	0	0	0	0	0
New Orleans	1	0-0	0-0	0-0	0	1	0	0	0	0	0	0
Florida International	DNP-Coach's Decision											
Alcorn State	1	0-0	0-0	0-0	0	0	0	1	0	0	0	-1
Omaha	1	0-1	0-0	0-0	0	0	0	0	0	0	0	0
vs. Drake	DNP-Coach's Decision											
vs. DePaul	1	0-1	0-1	0-0	0	0	0	0	0	0	0	1
at Boston College	DNP-Coach's Decision											
vs. Texas Tech	DNP-Coach's Decision											
vs. SMU	DNP-Coach's Decision											
Southeastern Louisiana	DNP-Coach's Decision											
Prairie View	DNP-Coach's Decision											
Southern Miss	1	0-0	0-0	0-0	0	0	0	0	0	0	0	0
at Texas A&M	DNP-Coach's Decision											
South Carolina	DNP-Coach's Decision											
at Vanderbilt	DNP-Coach's Decision											
Kentucky	DNP-Coach's Decision											
Missouri	DNP-Coach's Decision											
at Florida	DNP-Coach's Decision											
at Arkansas	DNP-Coach's Decision											
Mississippi State	DNP-Coach's Decision											
at South Carolina	DNP-Coach's Decision											
Georgia	DNP-Coach's Decision											
Arkansas	1	0-0	0-0	0-0	1	0	1	0	0	0	0	3
at Tennessee	DNP-Coach's Decision											
at Texas	DNP-Coach's Decision											
Alabama	DNP-Coach's Decision											
at Ole Miss	DNP-Coach's Decision											
Oklahoma	DNP-Coach's Decision											
at Auburn	DNP-Coach's Decision											
Texas A&M	DNP-Coach's Decision											
SEC Tournament	DNP-Coach's Decision											

Bobbett's Career Stats

YEAR	GP-GS	MIN/AVG	FG-FGA	PCT.	3FG-FGA	PCT.	FT-FTA	PCT.	REB.-AVG	PF-FO	AST	TO	BLK	STL	PTS-AVG
AT MIDDLEBURY															
21-22	24-22	742/30.9	47-141	.333	16-61	.262	34-57	.596	83-3.5	51-1	87	67	1	23	144-6.0
22-23	26-25	595/22.9	42-110	.382	19-47	.404	11-20	.550	74-2.8	37-0	50	37	0	15	114-4.4
23-24	23-2	409/17.8	23-78	.295	6-33	.182	8-11	.727	45-2.0	32-0	40	34	1	12	60-2.6
AT INDIANA															
24-25	DNP														
AT LSU															
25-26	7-0	8/1.1	0-2	.000	0-1	.000	0-0	.000	1-0.1	1-0	1	1	0	0	0-0.0
TOTALS	80-49	1754/21.9	112-331	.338	41-142	.289	53-88	.602	203-2.5	121-1	178	139	2	50	318-4.0



RON ZIPPER

Guard • 6-5 • 209 • Freshman • HS • Ashkelon, Israel (Irani Aleph HS)

16

Top Performances

Points

Season: 7, vs. Texas Tech, 12/7/25
Career:

Rebounds

Season: 1, four times
Career:

Field Goals Made

Season: 2, vs. Texas Tech, 12/7/25
Career:

3 PT FG Made

Season: 2, vs. Texas Tech, 12/7/25
Career:

Free Throws Made

Season: 2, twice
Career:

Assists

Season: 2, vs. DePaul, 11/29/25
Career:

Blocks

Season: 1, vs. New Orleans, 11/10/25
Career:

Steals

Season: 1, twice, 11/29/25
Career:

Minutes Played

Season: 6, three times

Top Career Scoring Games

- 7, vs. Texas Tech, 12/7/25
- 5, vs. Alcorn State -- 11/18/25
- 3, vs. Southeastern -- 12/19/25
- 3, vs. Omaha -- 11/21/25
- 2, vs. Southern Miss -- 12/29/25

Zipper's Freshman Season (2025-26)

Freshman scored his first college points on a three-pointer and later adds two free throws against Alcorn State (11/18) ... Played last six minutes of game against Texas Tech (12/7), hitting two threes and scoring seven points (12/7)..

Zipper's Game-by-Game Statistics

2025-26

OPPONENT	MIN	FG	3FG	FT	REB	PF/D	A	TO	BLK	STL	PTS	+/-
Tarleton State	1	0-0	0-0	0-0	0	0	0	0	0	0	0	1
New Orleans	2	0-2	0-1	0-0	1	0	0	0	1	0	0	3
Florida International	DNP-Coach's Decision											
Alcorn State	2	1-1	1-1	2-2	0	0	0	0	0	1	5	4
Omaha	6	1-3	1-3	0-0	1	0	0	0	0	0	3	2
vs. Drake	DNP-Coach's Decision											
vs. DePaul	3	0-0	0-0	0-0	1	0	2	2	0	1	0	2
at Boston College	DNP-Coach's Decision											
vs. Texas Tech	6	2-4	2-4	1-2	1	0	0	0	0	0	7	4
vs. SMU	4	0-0	0-0	0-0	0	1	0	0	0	0	0	-8
Southeastern Louisiana	6	1-4	1-3	0-0	0	0	0	0	0	0	3	-4
Prairie View	DNP-Coach's Decision											
Southern Miss	2	0-0	0-0	2-2	0	2	0	1	0	0	2	3
at Texas A&M	DNP-Coach's Decision											
South Carolina	DNP-Coach's Decision											
at Vanderbilt	DNP-Coach's Decision											
Kentucky	DNP-Coach's Decision											
Missouri	DNP-Coach's Decision											
at Florida	DNP-Coach's Decision											
at Arkansas	DNP-Coach's Decision											
Mississippi State	DNP-Coach's Decision											
at South Carolina	DNP-Coach's Decision											
Georgia	DNP-injury											
Arkansas	DNP-injury											
at Tennessee	DNP-injury											
at Texas												
Alabama												
at Ole Miss												
Oklahoma												
at Auburn												
Texas A&M												
SEC Tournament												

Zipper's Career Stats

YEAR	GP-GS	MIN/AVG	FG-FGA	PCT.	3FG-FGA	PCT.	FT-FTA	PCT.	REB.-AVG	PF-FO	AST	TO	BLK	STL	PTS-AVG
25-26	9-0	33/3.7	5-14	.357	5-12	.417	5-6	.833	4-0.4	3-0	2	3	1	2	20-2.2
TOTALS	9-0	33/3.7	5-14	.357	5-12	.417	5-6	.833	4-0.4	3-0	2	3	1	2	20-2.2

2025-26 Starting Lineups

GAMES TOTAL (GAME #)	GUARD	GUARD	GUARD/ FORWARD	FORWARD	FORWARD/ CENTER	W-L	PCT.
Game 1, 2, 3, 4, 5, 6, 7, 8, 9, 10, 11, 12, 13, 20, 21	Thomas, Jr.	Mackinnon	Tamba	Sutton	Nwoko	12-3	.800
Game 14, 15, 16	Reece	Mackinnon	Tamba	Sutton	Nwomo	0-3	.000
Game 17, 18, 19, 22, 23, 24	King	Mackinnon	Tamba	Sutton	Nwoko	2-4	.333
Game 25	Reece	King	Tamba	Sutton	Nwoko	0-1	.000

Tigers Record When ...

CATEGORY	25-26	MM ERA
Lead After First Half	13-2	43-17
Lead After 30 Minutes	14-2	51-6
Lead After 35 Minutes	12-2	51-6
Outshoot Opponent	12-4	50-13
Ourrebound Opponent	13-4	44-16
More Assists	12-3	48-12
More FT Attempts	8-5	42-23
More 3FG Made	6-1	33-20
More Turnovers	5-8	23-42
More Points In Paint	13-3	45-18
More 2nd Chance Points	10-5	33-31
More Fast Break Points	12-2	41-19
More Points Off Turnovers	8-3	42-16
More Bench Points	3-4	33-25
Shoot Under 40 Percent	0-4	2-26
Shoot 40-49 Percent	5-7	33-33
Shoot 50-59 Percent	6-0	19-4
Shoot over 60 Percent	3-0	5-0
Grab 40+ Rebounds	7-2	26-9
Grab 50+ Rebounds	1-0	3-0
Post 15+ Assists	9-1	30-8
Grabs 10+ Steals	0-2	14-9
Score Below 70 Points	0-6	9-44
Score 70-79 Points	4-4	21-14
Score 80-89 Points	1-1	12-2
Score 90-99 Points	7-0	12-1
Score 100 or More Points	2-0	5-0

CATEGORY	25-26	MM ERA
Trail After First Half	1-9	15-45
Trail After 30 Minutes	0-9	8-52
Trail After 35 Minutes	2-9	7-57
Outshot by Opponent	2-7	9-51
Outrebounded by Opp.	0-7	13-44
More Assists by Opponent	1-8	6-48
More FT Attempts By Opp.	6-5	15-37
More 3FG by Opponent	6-8	21-36
More Turnovers by Opp.	7-3	31-18
More Pts In Paint by Opp.	0-5	9-42
More 2nd Chance Pts Opp.	4-6	27-32
More Fast Break Points Opp.	0-9	14-44
More Pts Off TOs by Opp.	5-8	14-44
More Bench Points by Opp.	10-7	23-34
Opp. Shoots Under 40 Pct.	6-0	30-5
Opp. Shoots 40-49 Pct.	8-7	27-42
Opp. Shoots 50-59 Pct.	0-4	2-16
Shoot over 60 percent		0-1
Opps. Grabs 40+ Rebounds	1-4	9-18
Opp. Grabs 50+ Rebounds	0-1	1-2
Opp. Posts 15+ Assists	1-5	4-32
Opp. Grabs 10+ Steals	0-1	2-17
Opp. Score Below 70 Points	8-0	37-12
Opp. Score 70-79 Points	3-5	14-21
Opp. Score 80-89 Points	3-5	8-21
Opp. Score 90-99 Points	1-1	1-6
Opp. Score 100 or More Pts.		1-3

CATEGORY	25-26	MM ERA
Tied After First Half		0-2
Tied After 30 Minutes		1-4
Tied After 35 Minutes		1-1
FG Percentage Tied		0-0
Rebounds Tied	1-0	2-6
Assists tied	1-0	5-3
LSU 10+ 3FG Made	3-0	17-11
3 FG Made Tied	2-2	5-8
Opp. 10+ 3FG Made	2-5	8-20
2 Player With 10+ Rebounds	3-0	6-0
4 Players With 10+ Points	11-3	32-3
Gms Decided by 3 or Less	0-2	7-10
Games Decided by 4-5 Pts	1-1	7-3
Games Decided by 6-10 Pts	3-2	15-13
Games Decided by 11-19 Pts	4-4	15-26
Games Decided by 20+ Pts	6-2	15-12
In WHITE Uniforms	10-4	38-23
In PURPLE Uniforms	2-6	12-32
In GOLD Uniforms	2-1	7-8
Games in November	7-0	22-5
Games in December	5-1	20-4
Games in Janaury	2-7	6-25
Games in February	0-3	7-20
Games in March		3-10
Games on Mon/Tues/Wed.	7-5	27-27
Games on Sat/Sun	3-5	19-31
Games on Thurs/Friday	4-0	13-5

2025-26 Tigers by the Numbers

Tiger Leaders

PLAYER	10+ PTS	20+ PTS	30+PTS	10+REB	5+AST	3+BLK	3+ STL	30+MIN	HIGH POINTS	HIGH REBS	HIGH ASSTS	HIGH STEALS	HIGH BLOCKS
0-Mazi Mosley													
1-Mike Nwoko	17	5		1		2	1		7	6		3	11
2-Jalen Reece	3				4			5	1		8	5	1
3-Max Mackinnon	20	6			3			12	7		4	5	2
4-Rashad King	6					1		2			2	3	2
6-Robert Miller III	4					2	1			1		7	13
7-PJ Carter	2											1	
8-Pablo Tamba	10			7		1	7	10	1	7		8	5
9-Jalen Reed	4											2	
10-Marquel Sutton	17	3		8			1	17	8	11		5	5
11-Dedan Thomas Jr.	14	3			12			9	6		14	5	1
13-Matt Gilhool													
14-Jaden Bobbett													
16-Ron Zipper													1

2025-26 Breakdown

PLAYER DOUBLE DOUBLES	PT/ASTS	PT/REB	15/10 GAMES	20/10 GAMES	DUNKS
0-Mazi Mosley					
1-Mike Nwoko		(2)			37
2-Jalen Reece					
3-Max Mackinnon		(4)			
4-Rashad King		(3)			1
6-Robert Miller III		(1)			16
7-PJ Carter					
8-Pablo Tamba		3 (4)			2
9-Jalen Reed		(2)			2
10-Marquel Sutton		6 (18)	5	2	19
11-Dedan Thomas Jr.	3 (4)		2	1	
13-Matt Gilhool					
14-Jaden Bobbett					
16-Ron Zipper					

Season Team Leaders

CATEGORY	PLAYER	TOTAL
Points	Max Mackinnon	349
Rebounds	Marquel Sutton	195
Off. Rebounds	Nwoko, Tamba	60
Assists	Dedan Thomas Jr.	104
Steals	Pablo Tamba.	28
Blocks	Robert Miller III	26
3PT FG Made	Max Mackinnon	53
2PT FG Made	Mike Nwoko	129
Free Throws Made	Marquel Sutton	89
Free Throw Attempts	Marquel Sutton	109
Minutes Played	Marquel Sutton	776
Games Started	3 with	25
Scoring Dble Figures	Max Mckinnon	20

Miscellaneous Scoring

(LSU/Opponent)

OPPONENT	Paint	OFF T/O	2ND CH	FAST BREAK	BENCH
Tarleton State	48/26	10/12	9/10	17/3	33/39
New Orleans	42/28	9/8	16/13	13/11	35/12
FIU	50/38	12/18	21/15	15/10	22/36
Alcorn State	58/28	13/13	30/17	12/12	35/56
Omaha	34/20	19/18	7/6	22/2	36/31
vs. Drake	40/20	7/9	3/5	14/11	18/12
vs. DePaul	54/16	21/12	14/5	15/2	36/41
at Boston College	42/22	19/14	14/9	7/7	8/37
vs. Texas Tech	28/28	18/7	8/10	8/12	22/26
vs. SMU	50/38	11/19	19/13	11/8	6/20
Southeastern	28/28	14/10	6/14	5/4	9/28
Prairie View	40/24	18/10	19/6	16/6	22/25
Southern Miss	42/28	16/10	14/7	11/5	13/33
at Texas A&M	36/36	10/16	10/8	7/18	18/29
South Carolina	28/22	7/12	11/5	11/3	29/15
at Vanderbilt	40/38	10/16	9/7	7/13	15/12
Kentucky	22/26	11/16	8/11	7/15	17/11
Missouri	30/26	11/7	21/13	9/5	11/20
at Florida	36/38	14/18	10/21	7/12	12/30
at Arkansas	42/36	8/9	20/8	11/13	12/24
Mississippi State	32/32	13/4	10/11	11/19	19/27
at South Carolina	42/36	13/15	8/18	19/7	17/23
Georgia	36/38	21/23	14/18	18/17	16/26
Arkansas	34/64	11/20	13/10	9/21	26/10
at Tennessee	18/34	6.2	4/22	6/7	8/18
at Texas					
Alabama					
at Ole Miss					
Oklahoma					
at Auburn					
Texas A&M					
SEC Tournament					

Stat Leaders

OPPONENT	POINTS	REBOUNDS	ASSISTS	STEALS	BLOCKS
Tarleton State	Mackinnon 19	Nwoko 8	Thomas 8	2 with 2	Nwoko 3
New Orleans	Nwoko 22	Sutton 15	Thomas 8	Mackinnon 2	5 with 1
FIU	Sutton 19	Sutton 12	Thomas 6	2 with 2	Miller 4
Alcorn State	Nwoko 29	Sutton 10	Thomas 6	2 with 2	2 with 1
Omaha	Mackinnon 22	Tamba 13	Thomas 11	Tamba 3	Nwoko 2
vs. Drake	Thomas 18	Nwoko 8	Thomas 5	King 2	3 with 2
vs. DePaul	Tamba 14	Tamba 7	Reece 6	Thomas 2	4 with 1
at BC	Thomas 23	Sutton 13	Thomas 7	Thomas 2	Miller 2
vs. Texas Tech	Thomas 13	Sutton 8	Reece 2	Thomas 2	3 with 1
vs. SMU	Sutton 23	Sutton 12	Thomas 12	Tamba 3	Thomas 2
Southeastern	Sutton 19	Sutton 9	2 with 4	Reece 2	3 with 1
Prairie View	2 with 21	Sutton 13	Thomas 7	4 with 1	King 3
Southern Miss	2 with 22	Tamba 15	Thomas 12	5 with 1	Nwoko 5
at Texas A&M	Nwoko 21	Tamba 11	Reece 7	Tamba 5	Miller 3
South Carolina	Mackinnon 15	Nwoko 13	Reece 6	4 with 4	Miller 2
at Vanderbilt	Mackinnon 27	Nwoko 7	Mackinnon 4	Mackinnon 2	3 with 1
Kentucky	2 with 16	Miller 7	Reece 4	Miller 2	2 with 2
Missouri	Sutton 26	Nwoko 8	King 4	2 with 2	2 with 1
at Florida	Nwoko 17	Sutton 7	2 with 3	2 with 2	2 with 1
at Arkansas	Thomas 18	Tamba 10	Thomas 5	Nwoko 2	NA
Mississippi St.	Mackinnon 15	Tamba 5	Thomas 4	2 with 3	Tamba 4
at SC	Nwoko 21	Sutton 8	Mackinnon 8	4 with 1	Mackinnon 2
Georgia	Mackinnon 26	Tamba 12	2 with 4	Tamba 3	2 with 1
Arkansas	Sutton 18	Nwoko 8	Reece 7	Sutton 2	NA
at Tennessee	Sutton 15	Sutton 9	Reece 4	Miller 2	2 with 1
at Texas					
Alabama					
at Ole Miss					
Oklahoma					
at Auburn					
Texas A&M					
SEC Tournament					

Notable

OPPONENT

Tarleton State -- Tigers shoot school record pct of 71.7; hold Tarleton St. to fewest defensive rebs in program history; McKinnon 19 pts; Thomas 8 assists.

New Orleans -- LSU has great start & 15-0 run in first 10 minutes of 2nd half puts game away. Sutton 15-15 & Tamba 10-10 doubles; Nwoko career hi 22 pts.

FIU -- LSU scores over 90 for 3rd straight game, thanks to big 2nd half (55 pts), breaking open 5 pt. game at half. Sutton 2nd cons. double; 5 in double figures.

Alcorn St. -- Tigers shoot 55.6% & had 58 points in paint as LSU scored 107 points. Sutton has 3rd straight double double; 1st time for LSU player since 2016.

Omaha -- Mackinnon hit six treys in scoring 22 points; Thomas had 11 assists, first double figure assist game by LSU player since 2022; Tigers 52.4 percent FG.

Drake -- Tigers built a solid 38-24 advantage at halftime, holding Drake to 26.7%; but couldn't pull away in second half; First team to hold LSU below 90 points.

DePaul -- LSU answered the bell, scoring on 13-of-first-14 possessions; built 50-22 half time advantage and stayed the course for second ECC title in Florida.

BC -- Tigers get two baskets in final minute to force OT, then is perfect in the extra session, going 3-3 FGs, 1-1 3 FGs, 10-10 FTs as LSU helps SEC win Challenge.

Texas Tech -- LSU made just 4-of-24 3-point attempts, while Texas Tech hit 13-of-27, including 9 in the first half as Red Raiders controlled game from beginning.

SMU -- Playing in NOLA for first time since 2012, Tigers pound out 50 pts in paint and 3 players -- Sutton, Tamba (pts-reb) & Thomas (pts-asts) have double ups.

SLU -- Tigers get off to good start, hitting 9-of-10 to open the game; four players in double figures; Mackinnon, Sutton both with three treys; Tigers 54.3% FG Pct.

PV -- Panthers shoot 76.9 percent from distance (10-13) 1st half; lead by 10 with 17 min. to play; Tigers outscore PV 24 rest of way; Six in double figures for LSU.

USM -- LSU finish non-conference play with strong win, shooting over 50% for the eighth time; Nwoko, Thomas 22 pts each. Thomas 12 asts; Tamba 15 rebs.

TEX A&M -- Tigers stay tough without PG Thomas; Freshman Reece 7 assists; LSU rallies from 10 down 3 times 2H; Gets lead; Shot in air at buzzer to tie game.

Vandy -- LSU unable to slow undefeated VU down in first half; trailing by 20, 12 minutes in. Tigers cut it to 7 three times in 2H; Mackinnon with season high 27.

UK -- Tigers get out to 18-3 lead; lead by 18 with 19 min. to play ... Kentucky makes 8-of-11 3s in 2nd half; Hits 17-footer at buzzer after 3/4 court pass to win.

MIZZOU -- Tigers show no effects of UK game, scoring first 10 points and leading for all but first 28 seconds. Sutton 26 points; Mackinnon 20; LSU 10 3 PT FGs.

Notable

OPPONENT

Florida -- Tigers were out rebounded 50-30 with Florida having a 21-10 advantage in 2nd chance points. Mike Nwoko makes 7-of-10 FGs, scoring 17 points.

Arkansas -- LSU leads for 26 minutes of game, 13 lead changes, all five starters in double figures. Thomas returns to starting lineup scores 18 points, 5 assists.

Miss. State -- State dominated LSU in the first half and the Tigers weren't able to make up a 23-pt deficit. Tigers had just 7 TOs, and 12 steals; 13-4 Pts off TOs.

S. Carolina -- Tigers get second road win of year and like first one at BC, it went to OT. LSU has 23 assists on 31 baskets, Nwoko gets 21 pts; Mackinnon 8 assists.

UGA -- Tigers had strong 1st 10 minutes of the game, but could not match Georgia over the remainder of half. Mackinnon hits 10-of-10 at FT line, scoring 26.

Arkansas -- Tigers fell behind early and could not make any headway against the Razorbacks, shooting just 30.9 % from floor and 14.3% from distance.

Tennessee -- LSU with two starters injured, has a strong effort, taking a 3-point lead in 2nd half before Vols rebounding ability takes game over. Sutton 15-9 gm.

The Last Time LSU ...

ALL GAMES

Scoring

Less Than 50 points	40 -- at Arkansas (40-60), 1/24/23
80 or more points	92 -- at S. Carolina (92-87), 1/31/26
90 or more points	92 -- at S. Carolina (92-87), 1/31/26
100 or more points	104 -- vs. PV (104-90), 12/22/25

Opponents Scoring

Less than 50 points	45 -- by MVSU (45-110), 12/29/24
80 or more points	91 -- by Arkansas (91-62), 2/10/26
90 or more points	91 -- by Arkansas (91-62), 2/10/26
100 or more points	102 -- vs. UCF (102-109), 11/24/24

Field Goal Percentage

Shot less than 30 %	25.9 -- at Arkansas (14-54), 1/24/23
Shot 50 % or more	51.7 -- at S. Carolina (31-60), 1/31/26
Shot 60 % or more	62.1 -- vs. SMU (36-58), 12/13/25
Shot 70 % or more	71.7 -- vs. Tarleton St. (33-46), 11/5/25

Opponents Field Goal Percentage

Shot less than 30 %	29.9 -- by N. O. (20-67), 11/10/25
Shot 50 % or more	56.5 -- by Arkansas (35-62), 2/10/26
Shot 60 % or more	60.8 -- by Arkansas (31-51), 3/6/24

Three-Point FG Percentage

Shot less than 10 %	9.1 -- at Syracuse (2-22), 11/28/23
Shot 40 % or more	40.9 -- at S. Carolina (9-22), 1/31/26
Shot 50 % or more	50.0 -- vs. Georgia (9-18), 2/27/24
Shot 60 % or more	66.7 -- vs. Alabama (10-15), 1/8/19

Opponents Three-Point FG Percentage

Shot less than 10 %	5.0 -- by Ala. St. (1-20), 11/10/24
Shot 40 % or more	40.0 -- by UGA (10-25), 2/7/26
Shot 50 % or more	57.1 -- by South Carolina (12-21), 1/6/26
Shot 60 % or more	60.0 -- by PV (12-20), 12/22/25
Shot 70% or more	71.4 - by Grambling (5-7), 12/01/18

Free Throw Percentage

Shot less than 50 %	48.0 -- vs. Ole Miss (12-25), 2/8/25
Shot 80 % or more	83.3 -- by UGA (20-24), 2/7/26
Shot 90 % or more	92.9 -- vs. Arkansas (26-28), 1/14/25
Shot 100 percent	100.0 -- at Ole Miss (10-10), 1/11/25

Rebounds

Had less than 20 rebs	19 -- vs. Ole Miss, 1/22/11
Had 40 or more rebs	43 -- vs. Arkansas, 2/10/26
Had 50 or more rebs	56 -- vs. N.O., 11/10/25
Had 60 or more rebs	64 -- vs. N'western St, 11/16/13

Opponent Rebounds

Less than 20 rebs	19 -- by DePaul, 11/29/25
Had 40 or more rebs	45 -- by Tennessee, 2/14/26
Had 50 or more rebs	50 -- by Florida, 1/20/26

Assists

Less than 5 assists	4 -- vs. Mississippi State, 2/24/24
15 assists or more	23 -- vs. South Carolina, 1/31/26
20 assists or more	23 -- vs. South Carolina, 1/31/26
25 assists or more	26 -- vs. MVSU, 12/29/24
30 or more assists	33 -- vs. Georgia State, 12/28/94

Opponent Assists

Less than 5 assists	3 -- by Kentucky, 2/23/22
15 assists or more	17 -- by Tennessee, 2/14/26
20 assists or more	22 -- by Kentucky, 3/5/25
25 assists or more	25 -- by Alabama, 2/10/24
30 assists or more	33 -- by Kentucky, 1/16/96

Blocks

0 blocks	0 -- vs. Arkansas, 2/10/26
5 or more blocks	5 -- vs. Miss. State, 1/28/26
10 or more blocks	11 -- vs. USM, 12/29/25
15 or more blocks	16 -- vs. Alcorn State, 11/20/08

Opponent Blocks

0 blocks	0 -- by FIU, 11/13/25
5 or more blocks	10 -- by Arkansas, 2/10/26
10 or more blocks	10 -- by Arkansas, 2/10/26

Steals

0 steals	0 -- vs. Georgia Tech, 3/17/90
10 or more steals	12 -- vs. Miss. State, 1/28/26
15 or more steals	17 -- vs. UNO, 11/17/22

Opponent Steals

0 steals	0 -- by Washington State, 12/27/08
10 or more steals	10 -- by Vanderbilt, 1/10/26
15 or more steals	15 -- by Auburn, 1/29/25

The Last Time An LSU Player...

ALL GAMES

Scored 20 or more points.....	26 Max Mackinnon, vs. UGA, 2/7/26
Scored 30 or more points.....	33 Jordan Wright, vs. Texas, 12/16/23
Scored 35 or more points.....	35 KJ Williams, vs. Vanderbilt, 2/22/23
Scored 40 or more points.....	43 Ben Simmons, vs. North Florida, 12/2/15
Scored 45 or more points.....	53 Shaquille O'Neal, vs. Arkansas State, 12/18/90
Scored 50 or more points.....	53 Shaquille O'Neal, vs. Arkansas State, 12/18/90
Scored 55 or more points.....	55 Chris Jackson, vs. Ole Miss, 3/4/89
Scored 60 or more.....	64 Pete Maravich, vs. Kentucky, 2/21/70
Scored double figures in 5 straight games.....	14 Max Mackinnon, 12/13/25 to 2/7/26
Scored double figures in 10 straight games.....	14 Max Mackinnon, 12/13/25 to 2/7/26
Scored double figures in 15 straight games.....	16 Cam Carter, 11/17/24 to 1/29/25
Scored double figures in 20 straight games.....	28 Ben Simmons, 11/30/15 to 3/5/16
Scored double figures in 25 straight games.....	28 Ben Simmons, 11/30/15 to 3/5/16
Scored double figures in 30 straight games.....	48 Glen Davis, 3/5/05 to 12/17/06
Scored double figures in 35 straight games.....	48 Glen Davis, 3/5/05 to 12/17/06
Scored double figures in 40 straight games.....	48 Glen Davis, 3/5/05 to 12/17/06
Scored double figures in 45 or more straight game.....	48 Glen Davis, 3/5/05 to 12/17/06
Scored 20 points or more in 2 straight games.....	2 Mike Nwoko, 22 vs. USM (12/29/25); 21 at Texas A&M (1/3/26)
Scored 20 points or more in 3 straight games.....	3 Cam Carter, 21 vs. ULM (11/6/24); 21 vs. Alabama State (11/10/24); 20 at Kansas State (11/14/24)
Scored 20 points or more in 4 straight games.....	4 Tari Eason, 25 at Texas A&M (2/8/22); 23 vs. Miss. State (2/12/22); 21 vs. UGA (2/16/22); 21 at South Carolina (2/19/22)
Scored 20 points or more in 5 straight games.....	5 Cam Thomas, 27 vs. Auburn (2/20/21); 21 at UGA (2/23/21); 25 at Arkansas (2/27/21); 23 vs. Vanderbilt (3/2/21); 29 at Missouri (3/6/21)
Scored 20 points or more in 6 straight games.....	10 Cam Thomas, 26 at Texas A&M (1/26/21); 25 vs. Texas Tech (1/30/21); 22 at Alabama (2/3/21); 25 at Miss. State (2/10/21); 25 vs. Tennessee (2/13/21); 27 vs. Auburn (2/20/21); 21 at UGA (2/23/21); 25 at Arkansas (2/27/21); 23 vs. Vanderbilt (3/2/21); 29 at Missouri, (3/6/21)
Scored 30 points or more in consecutive games.....	2 Marcus Thornton, 31 vs. Miss. State (1/21/09); 30 vs. Xavier (1/24/09)
Made 10-14 field goals in a game.....	10 Mike Nwoko vs. USM, 12/29/25
Made 15 or more field goals in a game.....	15 Ben Simmons, vs. N. Florida, 12/2/15
Attempted 15-19 field goals in a game.....	15 Marquel Sutton, at Tennessee, 2/14/26
Attempted 20-24 field goals in a game.....	20 Dedan Thomas, Jr., at Arkansas, 1/24/26
Attempted 25-29 field goals in a game.....	25 KJ Williams, vs. Vanderbilt, 2/22/23
Attempted 30 or more field goals in a game.....	34 Ronnie Henderson, vs. Oklahoma State, 12-20-94
Made 5 three pointers in a game.....	6 Max Mackinnon, vs. SMU, 12/13/25
Made 6-9 three pointers in a game.....	6 Max Mackinnon, vs. SMU, 12/13/25
Made 10 or more three pointers in a game.....	10 Mahmoud Abdul-Rauf, vs. Tennessee, 2-10-90
Attempted 8-10 three pointers in a game.....	9 Max Mackinnon, vs. UGA, 2/7/26
Attempted 11 or more three pointers in a game.....	11 Cam Carter, vs. Vanderbilt, 1/4/25
Had 15 or more rebounds.....	15 Pablo Tamba, vs. USM, 12/29/25
Had 20 or more rebounds.....	20 Ben Simmons vs. Marquette, 11/23/15
Had 10 or more rebounds in 2 straight games.....	2 Pablo Tamba, 15 vs. USM, 12/29/25; 11 at Texas A&M (1/3/26)
10 or more rebounds in 3 straight games.....	3 Marquel Sutton, 15 vs. New Orleans, 11/10/25; 12 vs. FIU, 11/13/25; 10 vs. Alcorn, 11/18/25
Had 10 or more rebounds in 4 straight games.....	6 Corey Chest, 10 vs. N'western St., 11/29/24; 10 vs. FSU, 12/3/24; 12 vs. FGCU (12/8/24); 11 vs. SMU (12/14/24); 10 vs. Stetson, 12/17/24;

The Last Time An LSU Player...

ALL GAMES

..... Had 10 or more rebounds in 5 straight games	10 vs. UNO (12/22/24) 6 Corey Chest, 10 vs. N'western St., 11/29/24; 10 vs. FSU, 12/3/24; 12 vs. FGCU (12/8/24); 11 vs. SMU (12/14/24); 10 vs. Stetson, 12/17/24; 10 vs. UNO (12/22/24)
..... Had 10 or more rebounds in 6 straight games	6 Corey Chest, 10 vs. N'western St., 11/29/24; 10 vs. FSU, 12/3/24; 12 vs. FGCU (12/8/24); 11 vs. SMU (12/14/24); 10 vs. Stetson, 12/17/24; 10 vs. UNO (12/22/24)
..... Had 10 or more rebounds in 7 straight games.....	7 Ben Simmons, 16, vs. South Alabama, 11/19/15; 20 vs. Marquette, 11/23/15; 14 vs. NC State, 11/24/15; 18 at Charleston, 11/30/15; 14 vs. North Florida, 12/2/15, 14 at Houston, 12/13/15; vs. Gardner-Webb, 12/16/15
..... Had 10 or more rebounds in 8 or more games.....	8 Glen Davis, 11 at Alabama, 2/4/06; 16 vs. Arkansas, 2/8/06; 15 at Florida, 2/11/06; 13 vs. Miss. State, 2/15/06; 11 at Auburn, 2/18/06; 11 at Vandy, 2/22/06; 15 vs. Kentucky, 2/25/06; 10 at S. Carolina, 2/28/06
..... Had 9 offensive rebounds in a game.....	11 Marquel Sutton, vs. New Orleans, 11/10/25
..... Had 10-13 defensive rebounds in a game	10 Pablo Tamba, at Texas A&M, 1/3/26
..... Had 14 or more defensive rebounds in a game.....	15 Ben Simmons, vs. Arkansas, 1/16/16
..... Had 8 or more assists.....	8 Max Mackinnon, at South Carolina, 1/31/26
..... Had 10 or more assists.....	12 Dedan Thomas, Jr., vs. USM, 12/29/25
..... Had 15 or more assists.....	18 Randy Livingston, vs. George Mason, 12-3-94
..... Had 5 or more blocks in a game	5 Mike Nwoko, vs. USM, 12/29/25
..... Had 8 or more blocks in a game	9 Kavell Bigby-Williams, vs. Grambling, 12/1/18
..... Had 10 or more blocks in a game	11 Stromile Swift, vs. Alabama, 2-10-99
..... Had 5 or more steals in a game.....	5 Pablo Tamba, at Texas A&M, 1/3/26
..... Had 8 or more steals in a game.....	8 Tremont Waters, vs. ULM, 12/28/18
..... Had 10 or more steals in a game	10 Shawn Griggs, vs. Tennessee, 2-23-91
..... Had a double-double.....	Pablo Tamba, at Arkansas, 12 pts-10 rebs, 1/24/26
..... Had a double-double in 2 or more straight games.....	3 Marquel Sutton, vs. New Orleans, 15 pts-15 rebs, 11/10/25; vs. FIU, 19 pts-12 rebs, 11/13/25; vs. Alcorn, 16 pts-10 rebs, 11/18/25
..... Had a double-double in 4 or more straight games.....	4 Ben Simmons at Arkansas, 23 pts.-12 reb., 2/23/16; vs. Florida, 22 pts.-11 reb. , 2/27/16; vs. Missouri, 22 pts.-14 reb., 3/1/16; at Kentucky, 17 pts.-11 reb., 3/5/16
..... Had a double-double in 5 or more straight games.....	7 Ben Simmons, vs. South Alabama, 23 pts-16 rebs, 11/19/15; vs. Marquette, 21 pts-20 rebs, 11/23/15; vs. NC State, 14 rebs-10 assts, 11/24/15; at Charleston, 15 pts-18 rebs, 11/30/15; vs. North Florida, 43; pts-11 rebs., 12/2/15; at Houston, 13 pts-14 rebs, 12/13/15; vs. Gardner-Webb, 11 pts-12 rebs, 12/16/15
..... Had a triple-double	Tim Quarterman, vs. Ole Miss, 18 pts-10 reb-10 asst, 2/28/15
..... Played 41 or more minutes in a game	48 Jalen Reed, vs. UCF, 11/24/24
.....	41 Jordan Sears, vs. UCF, 11/24/24
.....	44 Dji Bailey, vs. UCF, 11/24/24
.....	52 Cam Carter, vs. UCF, 11/24/24
..... Played 50 or more in a game.....	52 Cam Carter, vs. UCF, 11/24/24

Matt McMahon Superlatives (updated 2/14/26)

Team

MOST POINTS SCORED

- 110 – vs. Mississippi Valley, 12/29/24
- 109 – vs. UCF, 11/24/24
- 107 -- vs. Alcorn State, 11/18/25
- 106 – vs. Mississippi Valley, 11/6/23
- 104 -- vs. Prairie View, 12/22/25
- 99 -- vs. Omaha, 11/21/25
99 – vs. Stetson, 12/17/24
- 96 -- vs. DePaul, 11/29/25
96 -- vs. FIU, 11/13/25
96 -- vs. Tarleton State, 11/5/25
96 – vs. Northwestern State, 12/29/23

FEWEST POINTS ALLOWED

- 45 – by Mississippi Valley, 12/29/24
- 52 – by Arkansas State, 11/12/22
- 53 – by Stetson, 12/17/24
53 – by Northwestern State, 11/29/24
53 – by Texas A&M, 1/6/24

MOST FIELD GOALS MADE

- 46 – vs. Mississippi Valley, 12/29/24
- 38 – vs. UCF, 11/24/24
- 36 -- vs. SMU, 12/13/25
36 – vs. Northwestern State, 12/29/23
- 35 -- vs. Depaul, 11/29/25
35 -- vs. Alcorn State, 11/18/25
35 – vs. Stetson, 12/17/24
35 – vs. Winthrop, 12/17/22

MOST FIELD GOAL ATTEMPTS

- 88 – vs. Mississippi Valley, 12/29/24
- 72 -- at Boston College, 12/3/25
72 – vs. Lamar, 12/21/23
- 71 -- vs. New Orleans, 11/10/25
71 – at Alabama, 1/25/25
71 – at Alabama, 1/27/24
71 – vs. Wake Forest, 11/19/23

HIGHEST FIELD GOAL PERCENTAGE

- 71.7 (33-46) -- vs. Tarleton State, 11/5/25
- 68.7 (35-51) -- vs. DePaul, 11/29/25
- 65.7 (46-70) – vs. Mississippi Valley, 12/29/24
- 62.1 (36-58) -- vs. SMU, 12/13/25
- 61.0 (36-59) – vs. Northwestern State, 12/29/23
- 57.6 (34-59) – vs. Mississippi Valley, 11/6/23
- 55.6 (35-63) -- vs. Alcorn, 11/18/25
- 55.0 (33-60) – vs. Alabama, 2/10/24

MOST 3-PT FIELD GOALS MADE

- 15 -- vs. Omaha, 11/21/25
- 14 – vs. Stetson, 12/17/24
14 – vs. Missouri, 3/1/23
14 – vs. Mississippi Valley, 11/6/23
- 13 – vs. South Carolina, 2/18/25
- 12 – vs. Arkansas, 2/3/24
12 – vs. UNO, 11/17/22

MOST 3-PT FIELD GOALS ATTEMPTS

- 38 – vs. Lamar, 12/21/23

- 36 – at Mississippi State, 3/1/25
36 – vs. UCF, 11/24/24
- 34 – vs. ULM, 11/6/24
- 33 -- three times

HIGHEST 3-PT FG PCT. (MINIMUM 10 ATTEMPTS)

- .538 (14-26) – Mississippi Valley, 11/6/23
- .524 (11-21) – at Florida, 2/13/24
.524 (11-21) – vs. Northwestern State, 12/29/23
- .522 (12-23) – vs. Arkansas, 2/3/24
- .500 (14-28) – vs. Missouri, 3/1/23

MOST FREE THROWS MADE

- 43 -- vs. Prairie View, 12/22/25
- 31 -- vs. Alcorn, 11/18/25
- 30 -- vs. FIU, 11/10/25
- 26 – vs. Missouri, 3/9/24
26 – vs. Arkansas, 1/14/25

MOST FREE THROWS ATTEMPTED

- 49 -- vs. Prairie View, 12/22/25
- 39 -- vs. Alcorn, 11/18/25
- 37 – vs. Missouri, 3/9/24
- 34 -- vs. FIU, 11/13/25
34 – vs. Alabama, 11/20/24
34 – vs. Mississippi Valley, 11/6/23

HIGHEST FT PERCENTAGE (MINIMUM 20 ATTEMPTS)

- 92.9 (26-28) – vs. Arkansas, 1/14/25
- 90.9 (20-22) – vs. Missouri, 3/11/23
- 89.3 (25-28) – vs. Arkansas, 2/3/24
- 88.2 (30-34) -- vs. FIU, 11/13/25
- 88.0 (22-25) -- at Arkansas, 1/24/26

MOST REBOUNDS

- 56 -- vs. New Orleans, 11/10/25
56 – vs. UCF, 11/24/24
- 50 – vs. New Orleans, 12/22/24
- 48 – vs. Stetson, 12/17/24
- 46 -- at Boston College, 12/3/25
46 – at Texas A&M, 1/6/24
- 45 – vs. ULM, 11/6/24
45 – vs. N.C. Central, 12/13/22
- 45 – vs. Kansas City, 11/9/22

MOST ASSISTS

- 26 – vs. Mississippi Valley, 12/29/24
- 23 -- at South Carolina, 1/31/26
23 – vs. Stetson, 12/17/24
- 22 -- vs. DePaul, 11/29/25
22 – vs. Northwestern State, 12/29/23

MOST STEALS

- 17 – vs. Northwestern State, 12/29/23
17 – vs. UNO, 11/17/22
- 13 – vs. Wake Forest, 11/19/23

MOST BLOCKS

- 11 -- vs. Southern Miss, 12/29/25
11 – vs. Arkansas, 1/14/25
- 9 – vs. Auburn, 1/28/25

Matt McMahon Superlatives (updated 2/14/26)

9 – vs. Northwestern State, 11/29/24

9 – vs. North Florida, 11/24/23

FEWEST TURNOVERS COMMITTED

1. 3 -- at Tennessee, 2/14/26

2. 5 – vs. UGA, 3/8/23

3. 6 -- vs. Southern Miss, 12/29/25

6 – vs. Mississippi Valley, 12/29/24

6 – vs. South Carolina, 2/18/23

MOST TURNOVERS COMMITTED

1. 23 – vs. UNO, 11/17/22

2. 22 – vs. Mississippi Valley, 11/6/23

3. 20 – vs. Northwestern State., 12/29/23

20 – vs. Nicholls, 11/10/23

Individual

MOST POINTS SCORED

1. 35 – KJ Williams, vs. Vanderbilt, 2/22/23

1. 35 – KJ Williams, vs. Wake Forest, 12/10/22

3. 33 – Jordan Wright, vs. Texas, 12/16/23

33 – KJ Williams, vs. Illinois State, 11/21/22

5. 29 -- Mike Nwoko, vs. Alcorn State, 11/18/25

29 – Cam Carter, at Oklahoma, 2/15/25

29 – Will Baker, vs. Mississippi Valley, 11/6/23

29 – KJ Williams, vs. Ole Miss, 2/25/23

29 – KJ Williams, vs. ETSU, 12/21/22

10. 28 – Jalen Cook, vs. Vanderbilt, 1/9/24

11. 27 -- 1 each by Max Macklinn, Cam Carter, Jordan Wright.

MOST FIELD GOALS MADE

1. 14 – KJ Williams, vs. Wake Forest, 12/10/22

2. 13 – KJ Williams, vs. Vanderbilt, 2/23/23

13 – KJ Williams, vs. Illinois State, 11/21/22

4. 12 -- Mike Nwoko, vs. Alcorn State, 11/18/25

5. 10 -- Mike Nwoko, vs. Southern Miss, 12/25/29

10 – Cam Carter, at Oklahoma, 2/15/25

10 – Jalen Cook, vs. Vanderbilt, 1/9/24

10 – Will Baker, vs. Mississippi Vlealey, 11/6/23

MOST FIELD GOALS ATTEMPTED

1. 25 – KJ Williams, vs. Vanderbilt, 2/22/23

2. 21 -- Dedan Thomas Jr., at Boston College, 12/3/25

21 – KJ Williams, vs. Wake Forest, 12/10/22

4. 20 - Dedan Thomas Jr., at Arkansas, 1/24/26

5. 19 – Cam Carter, at Alabama, 1/25/25

19 – Cam Carter, vs. UCF, 11/24/24

19 – Jalen Cook, vs. Vanderbilt, 1/19/24

MOST 3-PT FIELD GOALS MADE

1. 7 – KJ Williams, vs. Wake Forest, 12/10/22

2. 6 -- Max Mackinnon, vs. SMU, 12/13/25

6 -- Max Mackinnon, vs. Omaha, 11/21/25

6 – Jordan Sears, vs. Northwestern State, 11/29/24

6 – Jordan Sears, vs. UCF, 11/24/24

6 – Mike Williams III vs. Northwestern State, 12/29/23

6 – Adam Miller, vs. Wofford, 11/29/24

MOST 3-PT FIELD GOALS ATTEMPTED

1. 15 – Jordan Sears, vs. UCF, 11/24/24

2. 13 – Adam Miller, at Kentucky, 1/3/23

3. 11 – Cam Carter, vs. Vanderbilt, 1/4/25

11 – Jordan Sears, vs. Northwestern State, 11/29/24

5. 10 -- Max Mackinnon, vs. Missouri, 1/17/26

10 – Tyrell Ward, vs. Vanderbilt, 3/12/24

10 – Jordan Wright, vs. Lamar, 12/21/23

MOST FREE THROWS MADE

1. 13 -- Marquel Sutton, vs. Prairie View, 12/22/25

2. 12 – Derek Fountain vs. Alabama, 2/4/23

3. 11 -- Dedan Thomas, Jr., vs. Prairie View, 12/22/25

4. 10 -- Max Mackinnon, vs. UGA, 2/7/26

10 -- Marquel Sutton, vs. Missouri, 1/17/26

10 – Cam Carter, vs. Arkansas, 1/14/25

10 – Trae Hannibal, vs. Missouri, 3/19/24

10 – Jordan Wright at Arkansas, 3/6/24

10 – Jordan Wright, vs. Georgia, 2/27/24

10 – Jordan Wright, vs. Arkansas, 2/3/24

10 – Trae Hannibal, vs. Auburn, 1/18/23

10 – Jordan Wright, vs. Texas, 12/16/23

MOST FREE THROWS ATTEMPTED

1. 15 – Derek Fountain, vs. Alabama, 2/4/23

2. 14 -- Marquel Sutton, vs. Missouri, 1/17/26

14 -- Marquel Sutton, vs. Prairie View, 12/22/25

14 – Trae Hannibal, vs. Missouri, 3/19/24

5. 13 -- Dedan Thomas Jr., vs. Prairie View, 12/22/25

MOST REBOUNDS

1. 18 – Corey Chest, at Alabama, 1/25/25

2. 15 -- Pablo Tamba, vs. Southern Miss, 12/29/25

15 -- Marquel Sutton, vs. New Orleans, 11/10/25

4. 14 – KJ Williams, vs. Missouri, 3/1/23

14 – Derek Fountain, vs. NC Central, 12/13/22

14 – KJ Williams, vs. Kansas City, 11/9/22

MOST ASSISTS

1. 12 -- Dedan Thomas Jr., vs. Southern Miss, 12/29/25

12 -- Dedan Thomas Jr., vs. SMU, 12/13/25

3. 11 -- Dedan Thomas, Jr., vs. Omaha, 11/21/25

4. 8 -- Max Mackinnon, at South Carolina, 1/31/26

8 -- Dedan Thomas, Jr., vs. Tarleton St., 11/5/25

8 -- Dedan Thomas, Jr., vs. New Orleans, 11/10/25

8 – Trae Hannibal, vs. UGA, 2/27/24

8 – Trae Hannibal, vs. Northwestern State, 12/29/23

MOST STEALS

1. 7 – Jordan Wright, vs. Ole Miss, 1/17/24

2. 7 – Derek Fountain, vs. UNO, 11/17/22

3. 6 -- Mike Williams III, vs. North Florida, 11/24/23

4. 5 -- Pablo Tamba, at Texas A&M, 1/3/26

5 – Jordan Sears, vs. Mississippi State, 3/12/25

5 – Justice Hill, at Texas A&M, 1/7/23

MOST BLOCKS

1. 5 -- Mike Nwoko, vs. Southern Miss, 12/29/25

5 – Corey Chest, vs. Northwestern State, 11/29/24

3. 4 -- Robert Miller III, vs. FIU, 11/13/25

4 – Daimion Collins, at Oklahoma, 2/15/25

4 – Daimion Collins, vs. Arkansas, 1/14/25

4 – Daimion Collins, vs. Florida State, 12/13/25

4 – Derek Fountain, vs. Alabama, 2/4/23

4 – Jalen Reed, vs. Wake Forest, 11/19/23



2025-26 LSU Men's Basketball Combined Team Statistics All games

Game Records

Record	Overall	Home	Away	Neutral
ALL GAMES	14-11	9-5	2-5	3-1
CONFERENCE	2-10	1-5	1-5	0-0
NON-CONFERENCE	12-1	8-0	1-0	3-1

Score by Periods

Team	1st	2nd	OT	TOT
LSU	959	1028	31	2018
Opponents	924	942	17	1883

Team Box Score

No.	Player				Total			3-Point			F-Throw		Rebounds									
		GP-GS	MIN	AVG	FG-FGA	FG%	3FG-3FGA	3FG%	FT-FTA	FT%	OFF	DEF	TOT	AVG	PF	DQ	A	TO	BLK	STL	PTS	AVG
11	THOMAS JR., Dedan	16-15	471:19	29.5	83-181	.459	13-43	.302	65-78	.833	5	38	43	2.7	23	0	104	26	4	15	244	15.3
3	MACKINNON, Max	24-24	735:29	30.6	113-270	.419	53-135	.393	70-76	.921	7	56	63	2.6	44	0	61	43	8	15	349	14.5
10	SUTTON, Marquel	25-25	775:59	31.0	111-244	.455	26-95	.274	89-109	.817	59	136	195	7.8	50	0	14	22	8	15	337	13.5
1	NWOKO, Michael	25-25	518:44	20.7	129-202	.639	0-3	.000	70-97	.722	60	78	138	5.5	84	2	16	43	23	13	328	13.1
9	REED, Jalen	6-0	107:57	18.0	20-35	.571	3-7	.429	14-21	.667	12	22	34	5.7	10	0	4	11	2	5	57	9.5
8	TAMBA, Pablo	25-25	694:18	27.8	63-103	.612	8-20	.400	57-92	.620	60	116	176	7.0	69	1	34	27	13	28	191	7.6
6	MILLER III, Robert	25-0	478:55	19.2	52-77	.675	0-1	.000	46-66	.697	29	63	92	3.7	64	3	18	29	26	21	150	6.0
4	KING, Rashad	25-7	451:43	18.1	48-128	.375	18-70	.257	27-33	.818	13	41	54	2.2	44	1	32	22	8	18	141	5.6
2	REECE, Jalen	25-4	475:58	19.0	35-104	.337	13-47	.277	21-30	.700	3	34	37	1.5	37	0	66	25	2	18	104	4.2
7	CARTER, PJ	19-0	188:39	9.9	22-71	.310	18-61	.295	4-5	.800	5	10	15	0.8	17	0	6	4	1	3	66	3.5
16	ZIPPER, Ron	9-0	32:51	3.7	5-14	.357	5-12	.417	5-6	.833	0	4	4	0.4	3	0	2	3	1	2	20	2.2
0	MOSLEY, Mazi	16-0	110:29	6.9	11-31	.355	9-22	.409	0-1	.000	1	11	12	0.8	6	0	5	4	0	2	31	1.9
14	BOBBETT, Jaden	7-0	07:39	1.1	0-2	.000	0-1	.000	0-0	.000	1	0	1	0.1	1	0	1	1	0	0	0	0.0
Team											24	33	57					9				
Total		25	5050		692-1462	.473	166-517	.321	468-614	.762	279	642	921	36.8	452	7	363	269	96	155	2018	80.7
Opponents		25	5050		654-1508	.434	205-579	.354	370-546	.678	297	554	851	34.0	484	13	310	260	76	157	1883	75.3

Team Statistics

	LS	OPP
Scoring	2018	1883
Points per game	80.7	75.3
Scoring margin	+5.4	-
Field goals-att	692-1462	654-1508
Field goal pct	.473	.434
3 point fg-att	166-517	205-579
3-point FG pct	.321	.354
3-pt FG made per game	6.6	8.2
Free throws-att	468-614	370-546
Free throw pct	.762	.678
F-Throws made per game	18.7	14.8
Rebounds	921	851
Rebounds per game	36.8	34.0
Rebounding margin	+2.8	-
Assists	363	310
Assists per game	14.5	12.4
Turnovers	269	260
Turnovers per game	10.8	10.4
Turnover margin	-0.4	-
Assist/turnover ratio	1.3	1.2
Steals	155	157
Steals per game	6.2	6.3
Blocks	96	76
Blocks per game	3.8	3.0
Winning streak	0	-
Home win streak	0	-
Attendance	100093	83238
Home games-Avg/Game	14-7150	7-11891
Neutral site-Avg/Game	-	4-4827

Team Results

Date	Opponent		Score	Att.
11/05/2025	Tarleton St.	W	96-60	6252
11/10/2025	New Orleans	W	93-58	6505
11/13/2025	FIU	W	98-81	6306
11/18/2025	Alcorn	W	107-81	6291
11/21/2025	Omaha	W	99-73	6829
11/28/2025	vs Drake	W	71-62	1800
11/29/2025	vs DePaul	W	96-63	1920
12/03/2025	at Boston College	Wot	78-69	4060
12/07/2025	vs Texas Tech	L	58-82	10000
12/13/2025	vs SMU	W	89-77	5586
12/19/2025	Southeastern La.	W	78-65	7479
12/22/2025	Prairie View	W	104-90	8174
12/29/2025	Southern Miss.	W	90-62	7995
01/03/2026	at Texas A&M	L	72-75	7570
01/06/2026	South Carolina	L	68-78	6303
01/10/2026	at Vanderbilt	L	73-84	9399
01/14/2026	Kentucky	L	74-75	8671
01/17/2026	Missouri	W	78-70	7816
01/20/2026	at Florida	L	61-79	10593
01/24/2026	at Arkansas	L	81-85	19200
01/28/2026	Mississippi St.	L	66-80	7501
01/31/2026	at South Carolina	Wot	92-87	10738
02/07/2026	Georgia	L	71-83	7270
02/10/2026	Arkansas	L	62-91	6701
02/14/2026	at Tennessee	L	63-73	21678



2025-26 LSU Men's Basketball Combined Team Statistics In Conference games

Game Records

Record	Overall	Home	Away	Neutral
ALL GAMES	2-10	1-5	1-5	0-0
CONFERENCE	2-10	1-5	1-5	0-0
NON-CONFERENCE	0-0	0-0	0-0	0-0

Score by Periods

Team	1st	2nd	OT	TOT
LSU	385	462	14	861
Opponents	457	494	9	960

Team Box Score

No.	Player				Total			3-Point			F-Throw		Rebounds									
		GP-GS	MIN	AVG	FG-FGA	FG%	3FG-3FGA	3FG%	FT-FTA	FT%	OFF	DEF	TOT	AVG	PF	DQ	A	TO	BLK	STL	PTS	AVG
3	MACKINNON, Max	11-11	367:47	33.4	61-149	.409	24-69	.348	34-36	.944	4	26	30	2.7	18	0	31	21	4	6	180	16.4
10	SUTTON, Marquel	12-12	375:30	31.3	48-118	.407	9-38	.237	47-59	.797	25	45	70	5.8	31	0	5	10	2	10	152	12.7
11	THOMAS JR., Dedan	3-2	76:29	25.5	14-41	.341	3-8	.375	3-4	.750	1	6	7	2.3	1	0	12	3	0	1	34	11.3
1	NWOKO, Michael	12-12	247:28	20.6	45-84	.536	0-0	.000	29-40	.725	34	32	66	5.5	43	2	8	20	6	7	119	9.9
8	TAMBA, Pablo	12-12	364:13	30.4	30-56	.536	6-15	.400	36-62	.581	26	46	72	6.0	33	0	18	19	7	15	102	8.5
4	KING, Rashad	12-7	263:01	21.9	29-73	.397	10-38	.263	16-19	.842	7	21	28	2.3	24	1	24	15	2	12	84	7.0
6	MILLER III, Robert	12-0	238:56	19.9	33-49	.673	0-0	.000	12-21	.571	17	34	51	4.3	38	2	9	12	13	13	78	6.5
2	REECE, Jalen	12-4	306:54	25.6	20-63	.317	10-30	.333	11-14	.786	2	21	23	1.9	21	0	42	19	0	9	61	5.1
7	CARTER, PJ	8-0	93:10	11.6	10-38	.263	7-30	.233	4-5	.800	5	7	12	1.5	5	0	2	3	1	2	31	3.9
0	MOSLEY, Mazi	9-0	90:25	10.0	7-23	.304	6-16	.375	0-0	.000	1	8	9	1.0	4	0	4	4	0	1	20	2.2
14	BOBBETT, Jaden	1-0	01:07	1.1	0-0	.000	0-0	.000	0-0	.000	1	0	1	1.0	0	0	1	0	0	0	0	0.0
Team											14	17	31					6				
Total		12	2425		297-694	.428	75-244	.307	192-260	.738	137	263	400	33.3	218	5	156	132	35	76	861	71.8
Opponents		12	2425		331-707	.468	100-267	.375	198-290	.683	149	286	435	36.3	208	3	167	119	40	84	960	80.0

Team Statistics

	LS	OPP
Scoring	861	960
Points per game	71.8	80.0
Scoring margin	-8.3	-
Field goals-att	297-694	331-707
Field goal pct	.428	.468
3 point fg-att	75-244	100-267
3-point FG pct	.307	.375
3-pt FG made per game	6.3	8.3
Free throws-att	192-260	198-290
Free throw pct	.738	.683
F-Throws made per game	16.0	16.5
Rebounds	400	435
Rebounds per game	33.3	36.3
Rebounding margin	-2.9	-
Assists	156	167
Assists per game	13.0	13.9
Turnovers	132	119
Turnovers per game	11.0	9.9
Turnover margin	-1.1	-
Assist/turnover ratio	1.2	1.4
Steals	76	84
Steals per game	6.3	7.0
Blocks	35	40
Blocks per game	2.9	3.3
Winning streak	0	-
Home win streak	0	-
Attendance	44262	79178
Home games-Avg/Game	6-7377	6-13196
Neutral site-Avg/Game	-	0-0

Team Results

Date	Opponent		Score	Att.
01/03/2026	at Texas A&M	L	72-75	7570
01/06/2026	South Carolina	L	68-78	6303
01/10/2026	at Vanderbilt	L	73-84	9399
01/14/2026	Kentucky	L	74-75	8671
01/17/2026	Missouri	W	78-70	7816
01/20/2026	at Florida	L	61-79	10593
01/24/2026	at Arkansas	L	81-85	19200
01/28/2026	Mississippi St.	L	66-80	7501
01/31/2026	at South Carolina	Wot	92-87	10738
02/07/2026	Georgia	L	71-83	7270
02/10/2026	Arkansas	L	62-91	6701
02/14/2026	at Tennessee	L	63-73	21678



Points

##	Player	G	Pts	Pts/G
3	Mackinnon, Max	24	349	14.5
10	Sutton, Marquel	25	337	13.5
1	Nwoko, Michael	25	328	13.1
11	Thomas Jr., Dedan	16	244	15.3
8	Tamba, Pablo	25	191	7.6
6	Miller III, Robert	25	150	6.0
4	King, Rashad	25	141	5.6
2	Reece, Jalen	25	104	4.2
7	Carter, PJ	19	66	3.5
9	Reed, Jalen	6	57	9.5
0	Mosley, Mazi	16	31	1.9
16	Zipper, Ron	9	20	2.2

Scoring Average

##	Player	G	Pts	Pts/G
11	Thomas Jr., Dedan	16	244	15.3
3	Mackinnon, Max	24	349	14.5
10	Sutton, Marquel	25	337	13.5
1	Nwoko, Michael	25	328	13.1
9	Reed, Jalen	6	57	9.5
8	Tamba, Pablo	25	191	7.6
6	Miller III, Robert	25	150	6.0
4	King, Rashad	25	141	5.6
2	Reece, Jalen	25	104	4.2
7	Carter, PJ	19	66	3.5
16	Zipper, Ron	9	20	2.2
0	Mosley, Mazi	16	31	1.9

Field Goal Percentage

##	Player	FG	Att	Pct
6	Miller III, Robert	52	77	.675
1	Nwoko, Michael	129	202	.639
8	Tamba, Pablo	63	103	.612
9	Reed, Jalen	20	35	.571
11	Thomas Jr., Dedan	83	181	.459
10	Sutton, Marquel	111	244	.455
3	Mackinnon, Max	113	270	.419
4	King, Rashad	48	128	.375
16	Zipper, Ron	5	14	.357
0	Mosley, Mazi	11	31	.355
2	Reece, Jalen	35	104	.337
7	Carter, PJ	22	71	.310

Field Goal Attempts

##	Player	G	Att	Att/G
3	Mackinnon, Max	24	270	11.3
10	Sutton, Marquel	25	244	9.8
1	Nwoko, Michael	25	202	8.1
11	Thomas Jr., Dedan	16	181	11.3
4	King, Rashad	25	128	5.1

Field Goals Made

##	Player	G	Made	Made/G
1	Nwoko, Michael	25	129	5.2
3	Mackinnon, Max	24	113	4.7
10	Sutton, Marquel	25	111	4.4
11	Thomas Jr., Dedan	16	83	5.2
8	Tamba, Pablo	25	63	2.5

3-Point FG Percentage

##	Player	3FG	Att	Pct
9	Reed, Jalen	3	7	.429
16	Zipper, Ron	5	12	.417
0	Mosley, Mazi	9	22	.409
8	Tamba, Pablo	8	20	.400
3	Mackinnon, Max	53	135	.393
11	Thomas Jr., Dedan	13	43	.302
7	Carter, PJ	18	61	.295
2	Reece, Jalen	13	47	.277
10	Sutton, Marquel	26	95	.274
4	King, Rashad	18	70	.257

3-Point FG Attempts

##	Player	G	Att	Att/G
3	Mackinnon, Max	24	135	5.6
10	Sutton, Marquel	25	95	3.8
4	King, Rashad	25	70	2.8
7	Carter, PJ	19	61	3.2
2	Reece, Jalen	25	47	1.9

3-Point FG Made

##	Player	G	Made	Made/G
3	Mackinnon, Max	24	53	2.2
10	Sutton, Marquel	25	26	1.0
4	King, Rashad	25	18	0.7
7	Carter, PJ	19	18	0.9
11	Thomas Jr., Dedan	16	13	0.8



Free Throw Percentage

##	Player	Made	Att	Pct
3	Mackinnon, Max	70	76	.921
11	Thomas Jr., Dedan	65	78	.833
16	Zipper, Ron	5	6	.833
4	King, Rashad	27	33	.818
10	Sutton, Marquel	89	109	.817
7	Carter, PJ	4	5	.800
1	Nwoko, Michael	70	97	.722
2	Reece, Jalen	21	30	.700
6	Miller III, Robert	46	66	.697
9	Reed, Jalen	14	21	.667
8	Tamba, Pablo	57	92	.620

Free Throw Attempts

##	Player	G	Att	Att/G
10	Sutton, Marquel	25	109	4.4
1	Nwoko, Michael	25	97	3.9
8	Tamba, Pablo	25	92	3.7
11	Thomas Jr., Dedan	16	78	4.9
3	Mackinnon, Max	24	76	3.2

Free Throws Made

##	Player	G	Made	Made/G
10	Sutton, Marquel	25	89	3.6
3	Mackinnon, Max	24	70	2.9
1	Nwoko, Michael	25	70	2.8
11	Thomas Jr., Dedan	16	65	4.1
8	Tamba, Pablo	25	57	2.3

Rebounds

##	Player	G	Reb	Reb/G
10	Sutton, Marquel	25	195	7.8
8	Tamba, Pablo	25	176	7.0
1	Nwoko, Michael	25	138	5.5
6	Miller III, Robert	25	92	3.7
3	Mackinnon, Max	24	63	2.6

Assists

##	Player	G	Ast	Ast/G
11	Thomas Jr., Dedan	16	104	6.5
2	Reece, Jalen	25	66	2.6
3	Mackinnon, Max	24	61	2.5
8	Tamba, Pablo	25	34	1.4
4	King, Rashad	25	32	1.3

Rebounds Average

##	Player	G	Reb	Reb/G
10	Sutton, Marquel	25	195	7.8
8	Tamba, Pablo	25	176	7.0
9	Reed, Jalen	6	34	5.7
1	Nwoko, Michael	25	138	5.5
6	Miller III, Robert	25	92	3.7

Steals

##	Player	G	Stl	Stl/G
8	Tamba, Pablo	25	28	1.1
6	Miller III, Robert	25	21	0.8
4	King, Rashad	25	18	0.7
2	Reece, Jalen	25	18	0.7
11	Thomas Jr., Dedan	16	15	0.9

Offensive Rebounds

##	Player	G	OReb	OReb/G
1	Nwoko, Michael	25	60	2.4
8	Tamba, Pablo	25	60	2.4
10	Sutton, Marquel	25	59	2.4
6	Miller III, Robert	25	29	1.2
4	King, Rashad	25	13	0.5

Blocked Shots

##	Player	G	Blk	Blk/G
6	Miller III, Robert	25	26	1.0
1	Nwoko, Michael	25	23	0.9
8	Tamba, Pablo	25	13	0.5
3	Mackinnon, Max	24	8	0.3
10	Sutton, Marquel	25	8	0.3

Defensive Rebounds

##	Player	G	DReb	DReb/G
10	Sutton, Marquel	25	136	5.4
8	Tamba, Pablo	25	116	4.6
1	Nwoko, Michael	25	78	3.1
6	Miller III, Robert	25	63	2.5
3	Mackinnon, Max	24	56	2.3

Minutes

##	Player	G	Min	Min/G
10	Sutton, Marquel	25	776	31:02
3	Mackinnon, Max	24	735	30:39
8	Tamba, Pablo	25	694	27:46
1	Nwoko, Michael	25	519	20:45
6	Miller III, Robert	25	479	19:09



2025-26 LSU Men's Basketball
Category Leaders
All games

Fouls

##	Player	G	PF	PF/G
1	Nwoko, Michael	25	84	3.4
8	Tamba, Pablo	25	69	2.8
6	Miller III, Robert	25	64	2.6
10	Sutton, Marquel	25	50	2.0
3	Mackinnon, Max	24	44	1.8

Turnovers

##	Player	G	TO	TO/G
3	Mackinnon, Max	24	43	1.8
1	Nwoko, Michael	25	43	1.7
6	Miller III, Robert	25	29	1.2
8	Tamba, Pablo	25	27	1.1
11	Thomas Jr., Dedan	16	26	1.6

Foul Outs

##	Player	G	FO
6	Miller III, Robert	25	3
1	Nwoko, Michael	25	2
8	Tamba, Pablo	25	1
4	King, Rashad	25	1



**2025-26 LSU Men's Basketball
Team Game-by-Game
All games**

Opponent	Date	Score		Total		3-Pointers		Free throws		Rebounds										
				FG-FGA	PCT	3FG-3FGA	PCT	FT-FTA	PCT	OFF	DEF	TOT	AVG	PF	A	TO	BLK	STL	PTS	AVG
Tarleton St.	11/05/2025	96-60	W	33-46	.717	8-18	.444	22-29	.759	7	32	39	39.0	18	21	16	6	5	96	96.0
New Orleans	11/10/2025	93-58	W	31-71	.437	10-27	.370	21-28	.750	18	38	56	47.5	18	21	7	5	4	93	94.5
FIU	11/13/2025	98-81	W	32-60	.533	4-16	.250	30-34	.882	12	31	43	46.0	19	13	14	4	6	98	95.7
Alcorn	11/18/2025	107-81	W	35-63	.556	6-21	.286	31-39	.795	19	24	43	45.3	13	12	11	2	8	107	98.5
Omaha	11/21/2025	99-73	W	33-63	.524	15-33	.455	18-24	.750	8	35	43	44.8	21	21	11	5	9	99	98.6
vs Drake	11/28/2025	71-62	W	26-56	.464	5-19	.263	14-22	.636	5	36	41	44.2	12	16	7	6	3	71	94.0
vs DePaul	11/29/2025	96-63	W	35-51	.686	5-13	.385	21-26	.808	8	29	37	43.1	21	22	15	4	7	96	94.3
at Boston College	12/03/2025	78-69	Wot	29-72	.403	3-19	.158	17-20	.850	15	31	46	43.5	17	10	10	4	4	78	92.3
vs Texas Tech	12/07/2025	58-82	L	21-63	.333	4-24	.167	12-19	.632	9	24	33	42.3	17	6	9	3	9	58	88.4
vs SMU	12/13/2025	89-77	W	36-58	.621	7-15	.467	10-12	.833	10	21	31	41.2	18	17	12	4	7	89	88.5
Southeastern La.	12/19/2025	78-65	W	25-46	.543	9-22	.409	19-27	.704	6	23	29	40.1	17	13	8	3	8	78	87.5
Prairie View	12/22/2025	104-90	W	27-57	.474	7-20	.350	43-49	.878	15	22	37	39.8	21	16	11	4	4	104	88.9
Southern Miss.	12/29/2025	90-62	W	32-62	.516	8-26	.308	18-25	.720	10	33	43	40.1	22	19	6	11	5	90	89.0
at Texas A&M	01/03/2026	72-75	L	25-54	.463	6-19	.316	16-20	.800	7	23	30	39.4	18	15	16	4	12	72	87.8
South Carolina	01/06/2026	68-78	L	24-62	.387	8-25	.320	12-14	.857	17	25	42	39.5	20	12	14	5	4	68	86.5
at Vanderbilt	01/10/2026	73-84	L	27-59	.458	7-20	.350	12-17	.706	10	25	35	39.3	17	14	14	3	4	73	85.6
Kentucky	01/14/2026	74-75	L	23-47	.489	9-19	.474	19-28	.679	7	25	32	38.8	17	12	12	6	4	74	84.9
Missouri	01/17/2026	78-70	W	25-59	.424	10-26	.385	18-23	.783	16	19	35	38.6	22	12	7	2	7	78	84.6
at Florida	01/20/2026	61-79	L	24-56	.429	3-11	.273	10-15	.667	7	23	30	38.2	18	12	11	2	7	61	83.3
at Arkansas	01/24/2026	81-85	L	28-61	.459	3-15	.200	22-25	.880	13	23	36	38.1	19	14	9	0	5	81	83.2
Mississippi St.	01/28/2026	66-80	L	25-58	.431	4-20	.200	12-23	.522	8	16	24	37.4	15	7	7	5	12	66	82.4
at South Carolina	01/31/2026	92-87	Wot	31-60	.517	9-22	.409	21-25	.840	9	26	35	37.3	20	23	11	4	4	92	82.8
Georgia	02/07/2026	71-83	L	23-55	.418	5-23	.217	20-24	.833	14	20	34	37.1	14	12	14	2	7	71	82.3
Arkansas	02/10/2026	62-91	L	21-68	.309	3-21	.143	17-27	.630	21	22	43	37.4	19	12	14	0	6	62	81.5
at Tennessee	02/14/2026	63-73	L	21-55	.382	8-23	.348	13-19	.684	8	16	24	36.8	19	11	3	2	4	63	80.7
Total		2018		692-1462	.473	166-517	.321	468-614	.762	279	642	921	36.8	452	363	269	96	155	2018	80.7
Opponents		1883		654-1508	.434	205-579	.354	370-546	.678	297	554	851	34.0	484	310	260	76	157	1883	75.3

LSU Averages

Games Played	Points/game	FG Pct	3FG Pct	FT Pct	Rebounds/game	Assists/game	Turnovers/game	Assist/Turnover ratio	Steals/game	Blocks/game
25	80.7	47.3	32.1	76.2	36.8	14.5	10.8	1.3	6.2	3.8



**2025-26 LSU Men's Basketball
Opponents Game-by-Game
All games**

Opponent	Date	Score		Total		3-Pointers		Free throws		Rebounds										
				FG-FGA	PCT	3FG-3FGA	PCT	FT-FTA	PCT	OFF	DEF	TOT	AVG	PF	A	TO	BLK	STL	PTS	AVG
Tarleton St.	11/05/2025	96-60	W	20-62	.323	7-22	.318	13-18	.722	12	8	20	20.0	21	8	9	0	9	60	60.0
New Orleans	11/10/2025	93-58	W	20-67	.299	6-25	.240	12-17	.706	12	24	36	28.0	21	7	9	5	5	58	59.0
FIU	11/13/2025	98-81	W	30-71	.423	8-26	.308	13-21	.619	14	19	33	29.7	22	15	10	0	7	81	66.3
Alcorn	11/18/2025	107-81	W	33-67	.493	10-26	.385	5-11	.455	13	15	28	29.3	25	11	13	5	5	81	70.0
Omaha	11/21/2025	99-73	W	26-66	.394	9-30	.300	12-25	.480	12	27	39	31.2	20	9	12	2	7	73	70.6
vs Drake	11/28/2025	71-62	W	22-61	.361	8-30	.267	10-13	.769	6	28	34	31.7	20	15	7	2	4	62	69.2
vs DePaul	11/29/2025	96-63	W	22-52	.423	7-23	.304	12-23	.522	8	11	19	29.9	25	14	13	3	7	63	68.3
at Boston College	12/03/2025	78-69	Wot	23-62	.371	9-24	.375	14-21	.667	11	29	40	31.1	20	10	14	5	3	69	68.4
vs Texas Tech	12/07/2025	58-82	L	28-60	.467	13-27	.481	13-18	.722	13	35	48	33.0	16	13	14	4	6	82	69.9
vs SMU	12/13/2025	89-77	W	30-61	.492	7-19	.368	10-17	.588	16	13	29	32.6	15	10	10	1	6	77	70.6
Southeastern La.	12/19/2025	78-65	W	24-56	.429	6-25	.240	11-15	.733	10	19	29	32.3	18	8	9	2	5	65	70.1
Prairie View	12/22/2025	104-90	W	26-54	.481	12-20	.600	26-28	.929	6	16	22	31.4	31	11	11	5	6	90	71.8
Southern Miss.	12/29/2025	90-62	W	19-62	.306	3-15	.200	21-29	.724	15	24	39	32.0	22	12	10	2	3	62	71.0
at Texas A&M	01/03/2026	72-75	L	26-62	.419	8-28	.286	15-21	.714	15	23	38	32.4	15	13	15	2	8	75	71.3
South Carolina	01/06/2026	68-78	L	25-53	.472	12-21	.571	16-21	.762	7	23	30	32.3	18	17	6	3	8	78	71.7
at Vanderbilt	01/10/2026	73-84	L	27-63	.429	7-30	.233	23-29	.793	12	24	36	32.5	17	13	7	6	10	84	72.5
Kentucky	01/14/2026	74-75	L	25-56	.446	10-23	.435	15-22	.682	7	22	29	32.3	19	14	9	3	7	75	72.6
Missouri	01/17/2026	78-70	W	20-46	.435	6-18	.333	24-30	.800	9	21	30	32.2	17	7	12	4	4	70	72.5
at Florida	01/20/2026	61-79	L	28-68	.412	9-27	.333	14-27	.519	24	26	50	33.1	14	15	10	1	9	79	72.8
at Arkansas	01/24/2026	81-85	L	34-60	.567	10-22	.455	7-18	.389	8	20	28	32.9	20	18	8	3	7	85	73.5
Mississippi St.	01/28/2026	66-80	L	28-55	.509	10-21	.476	14-20	.700	13	30	43	33.3	17	14	16	3	5	80	73.8
at South Carolina	01/31/2026	92-87	Wot	28-69	.406	9-24	.375	22-31	.710	14	20	34	33.4	18	13	6	1	9	87	74.4
Georgia	02/07/2026	71-83	L	30-59	.508	10-25	.400	13-24	.542	16	20	36	33.5	18	16	11	2	8	83	74.7
Arkansas	02/10/2026	62-91	L	35-62	.565	3-12	.250	18-24	.750	8	28	36	33.6	19	10	10	10	7	91	75.4
at Tennessee	02/14/2026	63-73	L	25-54	.463	6-16	.375	17-23	.739	16	29	45	34.0	16	17	9	2	2	73	75.3
Total		1883		654-1508	.434	205-579	.354	370-546	.678	297	554	851	34.0	484	310	260	76	157	1883	75.3
LSU		2018		692-1462	.473	166-517	.321	468-614	.762	279	642	921	36.8	452	363	269	96	155	2018	80.7

Opponents Averages

Games Played	Points/game	FG Pct	3FG Pct	FT Pct	Rebounds/game	Assists/game	Turnovers/game	Assist/Turnover ratio	Steals/game	Blocks/game
25	75.3	43.4	35.4	67.8	34.0	12.4	10.4	1.2	6.3	3.0



**2025-26 LSU Men's Basketball
Points-rebounds-assists
All games**

Opponent	Date	Score		0	1	2	3	4	6	7	8	9	10	11
				MOSLEY, MAZ	NWOKO, MICH	REECE, JALE	MACKINNON, KING, RASHA	MILLER III	CARTER, PJ	TAMBA, PABL	REED, JALEN	SUTTON, MAR	THOMAS JR.	
Tarleton St.	11/05/2025	96-60	W	0-1-0	11-8-0	5-0-3	19-3-5	2-3-2	10-6-1	5-0-0	4-5-1	11-6-1	13-2-0	16-5-8
New Orleans	11/10/2025	93-58	W	3-0-1	22-5-0	2-1-4	2-1-1	6-4-0	6-4-4	3-0-0	10-10-2	15-7-1	15-15-0	9-3-8
FIU	11/13/2025	98-81	W	DNP	19-2-0	0-1-0	17-4-3	2-2-0	7-3-1	3-0-0	6-7-1	10-5-0	19-12-2	15-5-6
Alcorn	11/18/2025	107-81	W	0-0-0	29-9-0	8-1-2	7-2-3	2-1-0	9-3-0	3-0-0	4-4-0	8-5-0	16-10-1	16-2-6
Omaha	11/21/2025	99-73	W	3-0-0	14-3-0	2-3-2	22-3-3	3-1-0	2-1-0	12-0-0	3-13-4	11-7-1	9-8-0	15-1-11
vs Drake	11/28/2025	71-62	W	DNP	14-8-2	0-0-0	11-3-4	9-5-1	4-4-1	3-1-2	2-4-0	2-4-1	8-7-0	18-4-5
vs DePaul	11/29/2025	96-63	W	0-1-0	13-6-3	13-2-6	13-3-1	11-4-3	12-3-0	0-0-1	14-7-1	DNP	8-5-0	12-2-5
at Boston College	12/03/2025	78-69	Wot	DNP	12-4-0	0-2-0	12-7-2	0-1-0	8-5-0	0-0-0	5-9-1	DNP	18-13-0	23-4-7
vs Texas Tech	12/07/2025	58-82	L	2-0-0	10-7-1	0-0-2	2-2-0	4-2-0	6-4-1	3-1-1	4-7-0	DNP	7-8-0	13-0-1
vs SMU	12/13/2025	89-77	W	DNP	8-1-0	0-0-0	22-1-2	2-1-1	4-1-0	DNP	14-10-2	DNP	23-12-0	16-3-12
Southeastern La.	12/19/2025	78-65	W	DNP	18-6-1	2-1-0	14-1-4	3-0-1	1-4-0	0-0-0	4-4-2	DNP	19-9-1	14-3-4
Prairie View	12/22/2025	104-90	W	DNP	17-7-1	8-1-2	13-1-1	13-1-0	1-1-1	DNP	10-9-1	DNP	21-13-3	21-3-7
Southern Miss.	12/29/2025	90-62	W	3-1-0	22-6-0	3-2-3	15-2-1	0-1-0	2-2-0	3-1-0	9-15-1	DNP	9-11-2	22-1-12
at Texas A&M	01/03/2026	72-75	L	0-0-0	21-5-1	4-1-7	20-5-5	10-2-0	8-1-0	0-0-0	6-11-2	DNP	3-5-0	DNP
South Carolina	01/06/2026	68-78	L	6-0-0	6-13-1	2-0-6	15-1-0	4-1-2	9-8-3	10-7-0	10-5-0	DNP	6-5-0	DNP
at Vanderbilt	01/10/2026	73-84	L	3-6-2	6-7-1	6-3-2	27-4-4	3-1-3	9-2-1	0-1-0	6-4-1	DNP	13-6-0	DNP
Kentucky	01/14/2026	74-75	L	0-0-0	3-2-0	11-5-4	16-3-3	12-3-1	6-7-2	DNP	10-4-2	DNP	16-6-0	DNP
Missouri	01/17/2026	78-70	W	0-0-0	6-8-1	7-0-3	20-3-2	7-1-4	4-7-0	DNP	8-5-1	DNP	26-6-1	DNP
at Florida	01/20/2026	61-79	L	0-0-0	17-6-1	2-3-3	10-1-1	8-2-1	8-3-0	0-0-0	4-2-2	DNP	10-7-1	2-2-3
at Arkansas	01/24/2026	81-85	L	DNP	14-5-0	4-3-1	14-3-3	4-2-1	4-1-0	DNP	12-10-2	DNP	11-5-2	18-3-5
Mississippi St.	01/28/2026	66-80	L	0-0-0	4-1-0	1-2-1	15-1-0	14-2-0	4-3-0	DNP	10-5-2	DNP	4-2-0	14-2-4
at South Carolina	01/31/2026	92-87	Wot	DNP	21-3-1	3-4-3	15-1-8	18-7-3	6-5-3	8-1-1	5-5-4	DNP	16-8-0	DNP
Georgia	02/07/2026	71-83	L	DNP	8-3-2	2-0-1	26-5-4	0-2-4	8-5-0	6-1-0	7-12-1	DNP	14-5-0	DNP
Arkansas	02/10/2026	62-91	L	5-1-0	3-8-0	4-2-7	2-3-1	2-5-2	10-5-0	7-2-0	11-7-0	DNP	18-6-1	DNP
at Tennessee	02/14/2026	63-73	L	6-2-2	10-5-0	15-0-4	DNP	2-0-3	2-4-0	0-0-1	13-2-1	DNP	15-9-0	DNP



2025-26 LSU Men's Basketball
Points-rebounds-assists
All games

Opponent	Date	Score		14	16
				BOBBETT,JA	ZIPPER,RON
Tarleton St.	11/05/2025	96-60	W	0-0-0	0-0-0
New Orleans	11/10/2025	93-58	W	0-0-0	0-1-0
FIU	11/13/2025	98-81	W	DNP	DNP
Alcorn	11/18/2025	107-81	W	0-0-0	5-0-0
Omaha	11/21/2025	99-73	W	0-0-0	3-1-0
vs Drake	11/28/2025	71-62	W	DNP	DNP
vs DePaul	11/29/2025	96-63	W	0-0-0	0-1-2
at Boston College	12/03/2025	78-69	Wot	DNP	DNP
vs Texas Tech	12/07/2025	58-82	L	DNP	7-1-0
vs SMU	12/13/2025	89-77	W	DNP	0-0-0
Southeastern La.	12/19/2025	78-65	W	DNP	3-0-0
Prairie View	12/22/2025	104-90	W	DNP	DNP
Southern Miss.	12/29/2025	90-62	W	0-0-0	2-0-0
at Texas A&M	01/03/2026	72-75	L	DNP	DNP
South Carolina	01/06/2026	68-78	L	DNP	DNP
at Vanderbilt	01/10/2026	73-84	L	DNP	DNP
Kentucky	01/14/2026	74-75	L	DNP	DNP
Missouri	01/17/2026	78-70	W	DNP	DNP
at Florida	01/20/2026	61-79	L	DNP	DNP
at Arkansas	01/24/2026	81-85	L	DNP	DNP
Mississippi St.	01/28/2026	66-80	L	DNP	DNP
at South Carolina	01/31/2026	92-87	Wot	DNP	DNP
Georgia	02/07/2026	71-83	L	DNP	DNP
Arkansas	02/10/2026	62-91	L	0-1-1	DNP
at Tennessee	02/14/2026	63-73	L	DNP	DNP



**2025-26 LSU Men's Basketball
Team High/Low Analysis
All games**

LSU - Game Highs

POINTS	107		Alcorn (11/18/2025)
	104		Prairie View (12/22/2025)
	99		Omaha (11/21/2025)
	98		FIU (11/13/2025)
	96		vs DePaul (N) (11/29/2025)
	96		Tarleton St. (11/05/2025)
FIELD GOALS MADE	36		vs SMU (N) (12/13/2025)
	35		vs DePaul (N) (11/29/2025)
	35		Alcorn (11/18/2025)
FIELD GOAL ATTEMPTS	72		at Boston College (12/03/2025)
	71		New Orleans (11/10/2025)
FIELD GOAL PERCENTAGE	.717	(33-46)	Tarleton St. (11/05/2025)
	.686	(35-51)	vs DePaul (N) (11/29/2025)
3 PT FG MADE	15		Omaha (11/21/2025)
	10		Missouri (01/17/2026)
	10		New Orleans (11/10/2025)
3 PT FG ATTEMPTS	33		Omaha (11/21/2025)
	27		New Orleans (11/10/2025)
3 PT FG PERCENTAGE	.474	(9-19)	Kentucky (01/14/2026)
	.467	(7-15)	vs SMU (N) (12/13/2025)
FREE THROWS MADE	43		Prairie View (12/22/2025)
	31		Alcorn (11/18/2025)
FREE THROW ATTEMPTS	49		Prairie View (12/22/2025)
	39		Alcorn (11/18/2025)
FREE THROW PERCENTAGE	.882	(30-34)	FIU (11/13/2025)
	.880	(22-25)	at Arkansas (01/24/2026)
REBOUNDS	56		New Orleans (11/10/2025)
	46		at Boston College (12/03/2025)
ASSISTS	23		at South Carolina (01/31/2026)
	22		vs DePaul (N) (11/29/2025)
STEALS	12		Mississippi St. (01/28/2026)
	12		at Texas A&M (01/03/2026)
BLOCKED SHOTS	11		Southern Miss. (12/29/2025)
	6		Kentucky (01/14/2026)
	6		vs Drake (N) (11/28/2025)
	6		Tarleton St. (11/05/2025)
TURNOVERS	16		at Texas A&M (01/03/2026)
	16		Tarleton St. (11/05/2025)
FOULS	22		Missouri (01/17/2026)
	22		Southern Miss. (12/29/2025)



**2025-26 LSU Men's Basketball
Team High/Low Analysis
All games**

Opponent - Game Highs

POINTS	91	Arkansas (02/10/2026)
	90	Prairie View (12/22/2025)
	87	at South Carolina (01/31/2026)
	85	at Arkansas (01/24/2026)
	84	at Vanderbilt (01/10/2026)
FIELD GOALS MADE	35	Arkansas (02/10/2026)
	34	at Arkansas (01/24/2026)
FIELD GOAL ATTEMPTS	71	FIU (11/13/2025)
	69	at South Carolina (01/31/2026)
FIELD GOAL PERCENTAGE	.567 (34-60)	at Arkansas (01/24/2026)
	.565 (35-62)	Arkansas (02/10/2026)
3 PT FG MADE	13	vs Texas Tech (N) (12/07/2025)
	12	South Carolina (01/06/2026)
	12	Prairie View (12/22/2025)
3 PT FG ATTEMPTS	30	at Vanderbilt (01/10/2026)
	30	vs Drake (N) (11/28/2025)
	30	Omaha (11/21/2025)
3 PT FG PERCENTAGE	.600 (12-20)	Prairie View (12/22/2025)
	.571 (12-21)	South Carolina (01/06/2026)
FREE THROWS MADE	26	Prairie View (12/22/2025)
	24	Missouri (01/17/2026)
FREE THROW ATTEMPTS	31	at South Carolina (01/31/2026)
	30	Missouri (01/17/2026)
FREE THROW PERCENTAGE	.929 (26-28)	Prairie View (12/22/2025)
	.800 (24-30)	Missouri (01/17/2026)
REBOUNDS	50	at Florida (01/20/2026)
	48	vs Texas Tech (N) (12/07/2025)
ASSISTS	18	at Arkansas (01/24/2026)
	17	at Tennessee (02/14/2026)
	17	South Carolina (01/06/2026)
STEALS	10	at Vanderbilt (01/10/2026)
	9	at South Carolina (01/31/2026)
	9	at Florida (01/20/2026)
	9	Tarleton St. (11/05/2025)
BLOCKED SHOTS	10	Arkansas (02/10/2026)
	6	at Vanderbilt (01/10/2026)
TURNOVERS	16	Mississippi St. (01/28/2026)
	15	at Texas A&M (01/03/2026)
FOULS	31	Prairie View (12/22/2025)
	25	vs DePaul (N) (11/29/2025)
	25	Alcorn (11/18/2025)



**2025-26 LSU Men's Basketball
Team High/Low Analysis
All games**

LSU - Game Lows

POINTS	58		vs Texas Tech (N) (12/07/2025)
	61		at Florida (01/20/2026)
	62		Arkansas (02/10/2026)
	63		at Tennessee (02/14/2026)
	66		Mississippi St. (01/28/2026)
FIELD GOALS MADE	21		at Tennessee (02/14/2026)
	21		Arkansas (02/10/2026)
	21		vs Texas Tech (N) (12/07/2025)
FIELD GOAL ATTEMPTS	46		Southeastern La. (12/19/2025)
	46		Tarleton St. (11/05/2025)
FIELD GOAL PERCENTAGE	.309	(21-68)	Arkansas (02/10/2026)
	.333	(21-63)	vs Texas Tech (N) (12/07/2025)
3 PT FG MADE	3		Arkansas (02/10/2026)
	3		at Arkansas (01/24/2026)
	3		at Florida (01/20/2026)
	3		at Boston College (12/03/2025)
3 PT FG ATTEMPTS	11		at Florida (01/20/2026)
	13		vs DePaul (N) (11/29/2025)
3 PT FG PERCENTAGE	.143	(3-21)	Arkansas (02/10/2026)
	.158	(3-19)	at Boston College (12/03/2025)
FREE THROWS MADE	10		at Florida (01/20/2026)
	10		vs SMU (N) (12/13/2025)
FREE THROW ATTEMPTS	12		vs SMU (N) (12/13/2025)
	14		South Carolina (01/06/2026)
FREE THROW PERCENTAGE	.522	(12-23)	Mississippi St. (01/28/2026)
	.630	(17-27)	Arkansas (02/10/2026)
REBOUNDS	24		at Tennessee (02/14/2026)
	24		Mississippi St. (01/28/2026)
ASSISTS	6		vs Texas Tech (N) (12/07/2025)
	7		Mississippi St. (01/28/2026)
STEALS	3		vs Drake (N) (11/28/2025)
	4		at Tennessee (02/14/2026)
	4		at South Carolina (01/31/2026)
	4		Kentucky (01/14/2026)
	4		at Vanderbilt (01/10/2026)
	4		South Carolina (01/06/2026)
	4		Prairie View (12/22/2025)
	4		at Boston College (12/03/2025)
4		New Orleans (11/10/2025)	
BLOCKED SHOTS	0		Arkansas (02/10/2026)
	0		at Arkansas (01/24/2026)
TURNOVERS	3		at Tennessee (02/14/2026)
	6		Southern Miss. (12/29/2025)
FOULS	12		vs Drake (N) (11/28/2025)
	13		Alcorn (11/18/2025)



**2025-26 LSU Men's Basketball
Team High/Low Analysis
All games**

Opponent - Game Lows

POINTS	58		New Orleans (11/10/2025)
	60		Tarleton St. (11/05/2025)
	62		Southern Miss. (12/29/2025)
	62		vs Drake (N) (11/28/2025)
	63		vs DePaul (N) (11/29/2025)
FIELD GOALS MADE	19		Southern Miss. (12/29/2025)
	20		Missouri (01/17/2026)
	20		New Orleans (11/10/2025)
	20		Tarleton St. (11/05/2025)
FIELD GOAL ATTEMPTS	46		Missouri (01/17/2026)
	52		vs DePaul (N) (11/29/2025)
FIELD GOAL PERCENTAGE	.299	(20-67)	New Orleans (11/10/2025)
	.306	(19-62)	Southern Miss. (12/29/2025)
3 PT FG MADE	3		Arkansas (02/10/2026)
	3		Southern Miss. (12/29/2025)
3 PT FG ATTEMPTS	12		Arkansas (02/10/2026)
	15		Southern Miss. (12/29/2025)
3 PT FG PERCENTAGE	.200	(3-15)	Southern Miss. (12/29/2025)
	.233	(7-30)	at Vanderbilt (01/10/2026)
FREE THROWS MADE	5		Alcorn (11/18/2025)
	7		at Arkansas (01/24/2026)
FREE THROW ATTEMPTS	11		Alcorn (11/18/2025)
	13		vs Drake (N) (11/28/2025)
FREE THROW PERCENTAGE	.389	(7-18)	at Arkansas (01/24/2026)
	.455	(5-11)	Alcorn (11/18/2025)
REBOUNDS	19		vs DePaul (N) (11/29/2025)
	20		Tarleton St. (11/05/2025)
ASSISTS	7		Missouri (01/17/2026)
	7		New Orleans (11/10/2025)
STEALS	2		at Tennessee (02/14/2026)
	3		Southern Miss. (12/29/2025)
	3		at Boston College (12/03/2025)
BLOCKED SHOTS	0		FIU (11/13/2025)
	0		Tarleton St. (11/05/2025)
TURNOVERS	6		at South Carolina (01/31/2026)
	6		South Carolina (01/06/2026)
FOULS	14		at Florida (01/20/2026)
	15		at Texas A&M (01/03/2026)
	15		vs SMU (N) (12/13/2025)



**2025-26 LSU Men's Basketball
Player Highs Analysis
All games**

LSU - Individual Game Highs

POINTS	29		Michael Nwoko vs Alcorn (11/18/2025)
	27		Max Mackinnon at Vanderbilt (01/10/2026)
	26		Max Mackinnon vs Georgia (02/07/2026)
	26		Marquel Sutton vs Missouri (01/17/2026)
	23		Marquel Sutton vs SMU (N) (12/13/2025)
	23		Dedan Thomas Jr. at Boston College (12/03/2025)
FIELD GOALS MADE	12		Michael Nwoko vs Alcorn (11/18/2025)
	10		Michael Nwoko vs Southern Miss. (12/29/2025)
FIELD GOAL ATTEMPTS	21		Dedan Thomas Jr. at Boston College (12/03/2025)
	20		Dedan Thomas Jr. at Arkansas (01/24/2026)
FIELD GOAL PERCENTAGE (min 5 made)	1.000	(6-6)	Michael Nwoko vs Southeastern La. (12/19/2025)
	1.000	(6-6)	Jalen Reece vs DePaul (N) (11/29/2025)
3 PT FG MADE	6		Max Mackinnon vs SMU (N) (12/13/2025)
	6		Max Mackinnon vs Omaha (11/21/2025)
3 PT FG ATTEMPTS	10		Max Mackinnon vs Missouri (01/17/2026)
	9		Max Mackinnon vs Georgia (02/07/2026)
	9		Max Mackinnon at Texas A&M (01/03/2026)
	9		Max Mackinnon vs Southern Miss. (12/29/2025)
3 PT FG PERCENTAGE (min 2 made)	1.000	(2-2)	Pablo Tamba vs Kentucky (01/14/2026)
	1.000	(2-2)	Mazi Mosley vs South Carolina (01/06/2026)
	1.000	(2-2)	Dedan Thomas Jr. vs Southern Miss. (12/29/2025)
	1.000	(2-2)	Rashad King vs Drake (N) (11/28/2025)
FREE THROWS MADE	13		Marquel Sutton vs Prairie View (12/22/2025)
	11		Dedan Thomas Jr. vs Prairie View (12/22/2025)
FREE THROW ATTEMPTS	14		Marquel Sutton vs Missouri (01/17/2026)
	14		Marquel Sutton vs Prairie View (12/22/2025)
FREE THROW PERCENTAGE (min 3 made)	1.000	(10-10)	Max Mackinnon vs Georgia (02/07/2026)
	1.000	(7-7)	Marquel Sutton at Arkansas (01/24/2026)
	1.000	(7-7)	Michael Nwoko vs Prairie View (12/22/2025)
	1.000	(6-6)	Max Mackinnon vs Kentucky (01/14/2026)
	1.000	(6-6)	Max Mackinnon at Vanderbilt (01/10/2026)
	1.000	(6-6)	Marquel Sutton vs SMU (N) (12/13/2025)
	1.000	(6-6)	Pablo Tamba vs DePaul (N) (11/29/2025)
	1.000	(6-6)	Robert Miller III vs Tarleton St. (11/05/2025)
	1.000	(4-4)	Jalen Reece at Tennessee (02/14/2026)
	1.000	(4-4)	Marquel Sutton vs South Carolina (01/06/2026)
	1.000	(4-4)	Dedan Thomas Jr. vs Southern Miss. (12/29/2025)
	1.000	(4-4)	Dedan Thomas Jr. vs SMU (N) (12/13/2025)
	1.000	(4-4)	Marquel Sutton vs FIU (11/13/2025)
	1.000	(4-4)	Dedan Thomas Jr. vs New Orleans (11/10/2025)
	1.000	(4-4)	Dedan Thomas Jr. vs Tarleton St. (11/05/2025)
	1.000	(3-3)	Michael Nwoko at South Carolina (01/31/2026)
	1.000	(3-3)	Dedan Thomas Jr. at Arkansas (01/24/2026)
1.000	(3-3)	Pablo Tamba vs Missouri (01/17/2026)	
1.000	(3-3)	Robert Miller III vs South Carolina (01/06/2026)	
1.000	(3-3)	Max Mackinnon vs Drake (N) (11/28/2025)	
REBOUNDS	15		Pablo Tamba vs Southern Miss. (12/29/2025)
	15		Marquel Sutton vs New Orleans (11/10/2025)
ASSISTS	12		Dedan Thomas Jr. vs Southern Miss. (12/29/2025)
	12		Dedan Thomas Jr. vs SMU (N) (12/13/2025)



**2025-26 LSU Men's Basketball
Player Highs Analysis
All games**

LSU - Individual Game Highs

STEALS	5	Pablo Tamba at Texas A&M (01/03/2026)
	3	Pablo Tamba vs Georgia (02/07/2026)
	3	Pablo Tamba vs Mississippi St. (01/28/2026)
	3	Robert Miller III vs Mississippi St. (01/28/2026)
	3	Marquel Sutton at Texas A&M (01/03/2026)
	3	Pablo Tamba vs SMU (N) (12/13/2025)
	3	Pablo Tamba vs Omaha (11/21/2025)
	BLOCKED SHOTS	5
	4	Pablo Tamba vs Mississippi St. (01/28/2026)
	4	Robert Miller III vs FIU (11/13/2025)
TURNOVERS	5	Robert Miller III vs DePaul (N) (11/29/2025)
	4	Pablo Tamba vs Arkansas (02/10/2026)
	4	Pablo Tamba vs Georgia (02/07/2026)
	4	Max Mackinnon at Florida (01/20/2026)
	4	Rashad King vs Kentucky (01/14/2026)
	4	Max Mackinnon vs SMU (N) (12/13/2025)
	4	Michael Nwoko vs DePaul (N) (11/29/2025)
	FOULS	5
	5	Robert Miller III vs Mississippi St. (01/28/2026)
	5	Michael Nwoko at Florida (01/20/2026)
	5	Robert Miller III at Vanderbilt (01/10/2026)
	5	Rashad King at Texas A&M (01/03/2026)
	5	Pablo Tamba vs Prairie View (12/22/2025)
	5	Robert Miller III vs SMU (N) (12/13/2025)

Box Scores



Official Basketball Box Score - Final
Tarleton St. at LSU
 11/05/25 Maravich Assembly Center, Baton Rouge
 2025-26 Men's Basketball

Game Time: 7:00 PM
 Game Duration: 2:07
 Attendance: 6,252

Officials: Pat Adams, K.B. Burdett Jr., Hunter Allen

Tarleton St. - 60

Record: 0-1

NO.	Name	Min	FG			3P			FT			Rebounds		Fouls		TP	AS	TO	ST	Blocks			+/-
			M/A	M/A	M/A	M/A	M/A	M/A	M/A	OR	DR	OR	DR	PF	FD					BS	BA	BA	
23	Chris Mpaka	F 07:49	2-6	0-0	0-0	4	1	5	2	2	4	0	1	0	0	0	1	0	0	0	0	0	-5
0	Jordan Mizell	G 23:52	0-4	0-0	0-0	3-4	0	1	1	4	3	3	1	1	1	0	1	0	1	0	0	-20	
4	Leroy Kelly IV	G 13:59	1-5	0-1	0-0	1	1	2	1	0	2	0	0	2	0	0	0	0	0	0	0	-19	
6	Kiaia Isiah	G 06:39	0-1	0-1	0-0	1	0	1	0	0	0	0	0	2	0	0	0	0	0	0	0	-4	
21	Freddy Hicks	G 37:23	2-10	1-4	0-0	5-2	2	4	0	5	7	12	1	3	2	0	1	0	0	0	0	-4	
11	Cam McDowell	25:04	0-4	0-3	0-0	0	0	0	0	0	0	0	2	1	1	0	0	0	0	0	0	-31	
7	Dior Johnson	00:43	0-0	0-0	0-0	0	0	0	0	0	0	0	0	0	0	0	0	0	0	0	0	0	
25	Matyas Vrabal	19:47	4-7	0-0	2-3	3	2	5	2	3	10	0	0	0	0	0	0	0	0	0	0	-23	
13	Kade Douglas	25:34	6-12	4-7	3-3	0	0	0	0	3	2	19	1	0	0	0	0	0	0	0	0	-18	
24	Ocypher Owens	02:44	0-2	0-1	0-0	0	0	0	0	0	1	0	0	0	0	0	0	0	0	0	0	-1	
2	Cam Thomas	09:33	0-2	0-0	0-0	0	1	1	0	0	0	1	0	2	0	0	0	0	0	0	0	-4	
1	AJ Dent, Jr	24:08	4-9	2-5	0-0	0	0	0	0	2	1	10	0	0	0	0	1	1	0	0	0	-19	
8	Joseph Martinez	01:54	0-0	0-0	0-0	0	0	0	0	0	0	0	0	0	0	0	0	0	0	0	0	-1	
97	Andy Sigiscar	00:51	0-0	0-0	0-0	0	0	0	0	0	0	0	0	0	0	0	0	0	0	0	0	0	
Team																							
Totals			20-62	7-22	13-18	12	8	20	21	18	60	8	9	9	0	6	3	6	0	0	0	-36	

Major Fouls: Mpaka (F2) 1 1st 8:25

LSU - 96

Record: 1-0

NO.	Name	Min	FG			3P			FT			Rebounds		Fouls		TP	AS	TO	ST	Blocks			+/-
			M/A	M/A	M/A	M/A	M/A	M/A	M/A	OR	DR	OR	DR	PF	FD					BS	BA	BA	
8	Pablo Tamba	F 14:38	2-2	0-0	0-2	1	4	5	2	4	1	0	0	0	0	0	0	0	0	0	0	0	16
10	Marquel Sutton	F 25:33	5-9	2-6	1-1	0	2	2	1	2	13	0	2	0	1	0	0	0	0	0	0	30	
3	Max Mackinnon	C 17:53	5-6	0-0	1-4	3	5	8	3	2	11	0	3	0	3	0	0	0	0	0	0	14	
3	Max Mackinnon	G 26:54	6-7	4-5	3-3	0	3	3	2	1	19	5	2	0	0	0	0	0	0	0	0	22	
11	Dedan Thomas Jr.	G 25:30	6-7	0-1	4-4	0	5	5	0	6	16	8	2	0	0	0	0	0	0	0	0	27	
9	Jalen Reed	18:29	3-4	1-2	4-6	2	4	6	3	3	11	1	3	2	0	0	0	0	0	0	0	23	
6	Robert Miller III	24:31	2-2	0-0	0-6	0	6	6	2	3	10	1	1	2	1	0	0	0	0	0	0	19	
4	Rashad King	16:49	0-0	0-0	2-2	1	2	2	0	1	2	2	1	1	1	0	0	0	0	0	0	8	
7	PJ Carter	11:32	2-5	1-4	0-0	0	0	0	0	0	5	0	0	0	0	0	0	0	0	0	0	9	
2	Jalen Reece	14:30	2-4	0-0	1-1	0	0	0	3	1	5	3	2	0	0	0	0	0	0	0	0	9	
0	Mazi Mosley	01:25	0-0	0-0	0-0	0	1	1	0	0	0	0	0	0	0	0	0	0	0	0	0	1	
16	Ron Zipper	01:25	0-0	0-0	0-0	0	0	0	0	0	0	0	0	0	0	0	0	0	0	0	0	1	
14	Jaden Bobbett	00:51	0-0	0-0	0-0	0	0	0	0	0	0	0	0	0	0	0	0	0	0	0	0	0	
Team																							
Totals			33-46	8-18	22-29	7	32	39	18	21	96	21	16	5	6	0	36	0	0	0	0	0	

Major Fouls: NONE

	TSU	LSU	Points from		TSU	LSU	Period by Period Scoring		
			1st	2nd			TOT	1st	2nd
Biggest lead	2 (1 st 19:29)	36 (2 nd 1:54)	28	48	28	48			
Best Scoring Run	6 (2 nd 13:15)	12 (2 nd 9:33)	28	48	28	48			
Lead Changes	3	3	31	29	60				
Times Tied	2	2	47	49	96				
Time with Lead	00:54	38:15							



Official Basketball Box Score - Final
New Orleans at LSU
 11/05/25 Maravich Assembly Center, Baton Rouge
 2025-26 Men's Basketball

Game Time: 7:00 PM
 Game Duration: 1:58
 Attendance: 6,391

Officials: Byron Jarratt, Todd Austin, Chuck McCoy

New Orleans - 58

Record: 1-1

NO.	Name	Min	FG			3P			FT			Rebounds		Fouls		TP	AS	TO	ST	Blocks			+/-
			M/A	M/A	M/A	M/A	M/A	M/A	M/A	OR	DR	OR	DR	PF	FD					BS	BA	BA	
9	Churchill Abass	F 16:13	4-9	0-0	0-0	2	3	5	3	0	8	1	1	0	2	1	0	0	2	1	0	-8	
21	Kedrick Osby	F 16:19	3-9	1-3	0-0	2	0	2	0	1	7	0	0	0	0	0	0	0	0	0	0	-21	
25	Enzo Boudouma	F 21:51	3-8	1-4	2-2	2	0	2	2	1	9	1	1	1	0	0	0	0	0	0	-16		
5	Jakevion Buckley	G 30:25	3-13	1-2	5-8	3	5	8	1	8	12	1	0	0	0	0	0	0	0	0	0	-17	
22	Coleton Benson	G 28:22	2-9	2-7	4-4	0	2	2	2	3	10	0	1	1	0	0	0	0	0	0	0	-12	
99	Panagiotis Pagonis	18:09	0-2	0-0	0-0	1	0	1	0	4	0	1	0	0	0	0	0	0	0	0	0	-19	
6	Tavaj Cope	24:36	2-6	1-4	0-0	0	5	5	3	1	5	1	1	1	0	0	0	0	0	0	0	-24	
23	MJ Thomas	10:51	2-3	0-1	1-2	1	4	5	4	3	5	1	2	2	0	0	0	0	0	0	0	-12	
3	Irish Coquia	11:31	0-4	0-4	0-0	0	0	0	0	0	0	0	0	0	0	0	0	0	0	0	0	-19	
20	William Patterson	12:56	0-2	0-0	0-0	0	3	3	2	0	0	2	0	0	0	0	0	0	0	0	0	-15	
15	Jamal Chretien II	06:27	0-0	0-0	0-0	0	1	1	0	0	0	0	0	0	0	0	0	0	0	0	0	-9	
7	Grant Kemp	02:20	1-2	0-0	0-1	0	0	0	0	1	2	0	0	0	0	0	0	0	0	0	0	-3	
Team																							
Totals			20-67	6-25	12-17	12	24	36	21	18	58	7	9	5	5	5	35	0	0	0	0	0	

Major Fouls: NONE

LSU - 93

Record: 2-0

NO.	Name	Min	FG			3P			FT			Rebounds		Fouls		TP	AS	TO	ST	Blocks			+/-
			M/A	M/A	M/A	M/A	M/A	M/A	M/A	OR	DR	OR	DR	PF	FD					BS	BA	BA	
8	Pablo Tamba	F 20:42	4-5	0-0	2-4	5	5	10	2	4	10	2	1	0	1	1	0	0	0	0	0	1	27
10	Marquel Sutton	F 31:36	4-11	4-8	3-4	4	11	15	0	2	35	0	0	0	1	1	0	0	0	0	0	45	
1	Michael Nwoko	C 20:15	9-13	0-1	4-5	1	4	5	3	3	22	0	0	1	1	0	0	0	0	0	0	19	
3	Max Mackinnon	G 18:50	0-5	0-2	2-2	0	1	1	2	2	1	1	2	0	0	0	0	0	0	0	0	9	
11	Dedan Thomas Jr.	G 23:23	2-7	1-3	4-4	0	3	3	2	9	8	1	0	0	0	0	0	0	0	0	0	24	
4	Rashad King	14:40	2-4	2-3	0-0	1	3	4	2	0	6	0	2	0	1	1	0	0	0	0	0	11	
6	Robert Miller III	20:10	2-4	0-1	2-4	1	3	4	0	3	6	4	1	0	0	0	0	0	0	0	0	11	
9	Jalen Reed	17:25	6-10	1-1	2-3	4	3	7	1	4	15												

Box Scores



Official Basketball Box Score - Final
Omaha at LSU
 11/21/25 Mirovich Assembly Center, Baton Rouge
 2025-26 Men's Basketball

Game Time: 7:00 PM
 Game Duration: 1:59
 Attendance: 6,829

Officials: Todd Austin, Shaun Seales, John Johnson

NO.	Name	Min	FG		3P	FT	Rebounds			Fouls	TP	AS	TO	ST	Blocks		+/-	
			M/A	A/A			M/A	M/A	OR						DR	TOT		BS
22	Kamryn Thomas	F	28:48	1-4	0-1	2-4	0	1	1	3	2	4	0	2	0	0	2	-20
44	Brook Scholl	F	18:13	0-4	0-0	0-0	3	4	7	4	0	0	0	0	0	0	0	19
3	Grant Stubblefield	G	16:54	3-6	0-1	0-1	0	2	2	3	1	6	1	2	2	0	0	-17
7	Lance Waddles	G	27:20	6-14	4-10	3-7	4	4	4	0	5	19	2	2	2	0	1	-18
32	Tony Osburn	G	29:17	5-13	1-7	2-3	0	2	2	0	3	13	1	2	0	0	0	-21
15	Christian Richardson	F	14:12	3-7	0-0	1-4	1	4	5	4	2	7	0	1	0	1	2	-6
5	Ja'Sean Glover	F	26:20	2-8	1-6	4-5	1	4	5	2	5	9	3	2	1	0	0	-12
25	Khamani Cooper	F	18:10	6-7	3-3	0-1	0	0	0	5	1	15	2	0	0	0	0	-7
21	Valentino Simon	G	10:32	0-1	0-1	0-0	2	2	4	1	0	0	0	0	0	0	0	-6
2	Julian Margrave	F	09:38	0-1	0-0	0-0	0	0	0	0	0	0	0	0	0	0	0	0
12	Aidan Skradis	G	02:06	0-1	0-0	0-0	0	0	0	0	0	0	0	0	0	0	0	-4
Team							5	4	9	0	0	1	1	1	1	1	1	
Totals			26:66	9-30	12-25	12-27	39	20	21	73	9	12	7	2	5	26		

Record: 2-4

Shooting By Period

1st FG% 14-35 40.0%
 3PT% 3-13 23.1%
 FT% 6-10 60.0%

2nd FG% 12-31 38.7%
 3PT% 6-17 35.3%
 FT% 6-15 40.0%

GM FG% 26-66 39.4%
 3PT% 9-30 30.0%
 FT% 12-25 48.0%

Dead Ball Rebounds: 6.0



Official Basketball Box Score - Final
LSU at Drake
 11/20/25 Rader Arena, Niceville
 2025-26 Men's Basketball

Game Time: 8:30 PM
 Game Duration: 1:54
 Attendance: 1,800

Officials: Joey Lindsay, Doug Shows, Eric Curry

NO.	Name	Min	FG		3P	FT	Rebounds			Fouls	TP	AS	TO	ST	Blocks		+/-	
			M/A	A/A			M/A	M/A	OR						DR	TOT		BS
8	Pablo Tamba	F	26:55	1-1	0-0	0-0	0	4	4	2	1	2	0	0	0	2	0	4
10	Marquel Sutton	F	21:39	4-8	0-3	0-0	0	7	7	0	0	8	0	0	0	0	0	-3
3	Max Mackinnon	C	21:13	6-9	0-1	2-5	3	5	8	3	4	14	2	1	0	2	1	10
11	Dedan Thomas Jr.	G	28:52	4-11	0-3	0-3	0	3	3	1	4	11	4	3	0	0	0	6
11	Dedan Thomas Jr.	G	32:34	4-14	2-6	4-8	0	4	4	2	6	18	5	2	0	0	0	10
6	Robert Miller III	F	12:37	1-3	0-0	2-2	1	3	4	1	2	4	1	0	1	0	0	5
9	Jalen Reed	F	18:06	0-2	0-1	2-2	1	3	4	2	2	2	1	1	0	2	0	-1
7	PJ Carter	F	11:08	1-3	1-2	0-0	0	1	1	1	0	3	2	0	0	0	0	3
4	Rashad King	F	19:30	3-4	2-2	1-2	0	5	5	1	0	9	1	0	2	0	1	12
2	Jalen Reece	F	07:26	0-1	0-1	0-0	0	0	0	0	0	0	0	0	0	0	0	-1
Team							0	1	1	0	0	0	0	0	0	0	0	
Totals			26:56	5-19	14-22	5	36	41	12	20	71	16	7	3	6	2	9	

Record: 6-0

Shooting By Period

1st FG% 17-33 51.5%
 3PT% 4-12 33.3%
 FT% 0-1 0%

2nd FG% 9-23 39.1%
 3PT% 1-7 14.3%
 FT% 14-21 66.7%

GM FG% 25-56 44.6%
 3PT% 5-19 26.3%
 FT% 14-22 63.6%

Dead Ball Rebounds: 5.0

NO.	Name	Min	FG		3P	FT	Rebounds			Fouls	TP	AS	TO	ST	Blocks		+/-	
			M/A	A/A			M/A	M/A	OR						DR	TOT		BS
8	Pablo Tamba	F	32:39	1-1	0-0	1-2	4	9	13	2	3	4	2	3	0	0	22	
10	Marquel Sutton	F	29:58	3-8	1-6	2-2	0	8	8	3	1	9	0	1	0	0	25	
1	Michael Nwoko	C	20:04	6-9	0-0	2-4	0	3	3	3	4	14	0	3	1	2	19	
3	Max Mackinnon	G	28:55	7-11	6-8	2-2	0	3	3	4	1	22	3	3	1	1	25	
11	Dedan Thomas Jr.	G	29:07	5-8	2-3	3-4	0	1	1	1	3	15	11	0	2	1	26	
9	Jalen Reed	F	18:10	4-8	0-1	3-4	2	5	7	1	4	11	1	1	0	0	2	6
4	Rashad King	F	03:50	0-1	0-1	3-3	0	1	1	2	1	3	0	0	0	0	0	5
2	Jalen Reece	F	10:53	1-2	0-1	0-0	0	3	3	1	1	2	2	1	2	0	0	0
16	Ron Zipper	F	05:42	1-3	1-3	0-0	1	1	0	1	0	3	0	0	0	0	2	
7	PJ Carter	F	09:03	4-7	4-7	0-0	0	0	0	0	12	0	0	0	0	0	0	
6	Robert Miller III	F	05:47	0-1	0-0	2-2	1	0	1	1	2	2	0	0	0	1	0	
0	Mazi Mosley	F	05:05	1-3	1-3	0-0	0	0	0	0	2	0	0	0	0	0	-1	
14	Jaden Bobbett	F	00:47	0-1	0-0	0-0	0	0	0	0	0	0	0	0	0	0	0	
Team							1	1	2	0	0	0	0	0	0	0	0	
Totals			33:63	15-33	18-24	8	35	43	21	20	99	21	11	9	5	2	26	

Record: 5-0

Shooting By Period

1st FG% 18-31 58.1%
 3PT% 9-19 47.4%
 FT% 5-6 83.3%

2nd FG% 15-32 46.9%
 3PT% 6-14 42.9%
 FT% 13-18 72.2%

GM FG% 33-63 52.4%
 3PT% 15-33 45.5%
 FT% 18-24 75.0%

Dead Ball Rebounds: 1.0

NO.	Name	Min	FG		3P	FT	Rebounds			Fouls	TP	AS	TO	ST	Blocks		+/-	
			M/A	A/A			M/A	M/A	OR						DR	TOT		PF
7	Wilguies Jr. Exacte	F	26:18	3-9	0-2	2-2	1	5	6	1	2	8	3	2	0	1	2	0
8	Okun Federico	F	17:10	2-7	0-4	0-1	0	1	1	4	1	4	1	1	0	0	0	-23
3	Jalen Quinn	G	27:23	6-11	2-3	6-6	0	6	6	5	3	20	2	0	1	0	1	-5
3	Andrew Ala	G	35:47	1-4	0-2	0-1	0	2	2	4	2	2	1	0	0	0	0	-7
22	Jaeshon Thomas	G	25:07	6-13	4-6	0-0	0	1	1	1	1	16	2	0	1	0	2	-11
0	Braden Appellans	F	25:07	1-5	0-3	0-0	0	2	2	0	0	2	1	2	1	0	0	-10
10	Eli Shettlar	F	18:53	0-4	0-3	0-0	0	3	3	2	0	0	0	1	0	1	0	-2
0	Rashad Goodbary	F	21:58	3-9	2-7	2-3	1	4	5	1	2	10	5	0	1	0	1	14
24	Isaiah Carr	F	02:17	0-0	0-0	0-0	0	1	1	2	1	0	0	0	0	0	0	-1
Team							4	3	7	0	0	0	1	4	2	6	9	
Totals			22:61	8-30	10-13	6	28	34	20	12	62	15	7	4	2	6	-9	

Record: 4-9

Shooting By Period

1st FG% 8-30 26.7%
 3PT% 3-15 20.0%
 FT% 5-5 100%

2nd FG% 14-31 45.2%
 3PT% 5-15 33.3%
 FT% 5-8 62.5%

GM FG% 22-61 36.1%
 3PT% 8-30 26.7%
 FT% 10-13 76.9%

Dead Ball Rebounds: 0.0

Points from	OMA		LSU	
	1st	2nd	TOT	TOT
Turnovers	18	19	37	36
Paint	20	34	50	49
Second Chance	6	7	12	13
Fast Breaks	2	22	24	22
Bench	31	36	67	66

Points from	LSU		DRK	
	1st	2nd	TOT	TOT
Turnovers	7	9	16	16
Paint	40	20	60	40
Second Chance	3	5	8	8
Fast Breaks	14	11	25	25
Bench	18	12	30	30



Official Basketball Box Score - Final
DePaul at LSU
 11/23/25 Rader Arena, Niceville
 2025-26 Men's Basketball

Game Time: 6:00 PM
 Game Duration: 1:58
 Attendance: 1,900

Officials: Doug Shows, John Galley, Eric Curry

NO.	Name	Min	FG		3P	FT	Rebounds			Fouls	TP	AS	TO	ST	Blocks		+/-
			M/A	A/A			M/A	M/A	OR						DR	TOT	
21	Theo Pierre-Justin	F	16:52	0-0	0-0	0-2	1	0	1	1	1	0	1	0	0	0	-14
35	N.J. Brandon	F	20:23	2-5	0-0	1-4	1	3	4	4	2	5	1	1	0	0	-22
0	Brandon MacIn	G	06:34	1-1	0-0	0-0	0	0	0	1	0	2	0	0	0	0	-7
2	Layden Blocker	G	12:10	3-5	0-1	0-0	0	0	0	2	0	6	1	3	0	0	-13
11	CJ Gunn	G	22:55	3-9	1-3	2-3	2	1	3	4	2	9	2	1	1	3	-19
15	Fabian Flores	G	07:11	1-3	0-0	0-0	0	1	1	1	2	1	0	0	0	1	11
1	Kaleb Banks	F	18:31														

Box Scores



Official Basketball Box Score - Final
LSU at Texas Tech
 12/07/25 Dickies Arena, Fort Worth
 2025-26 Men's Basketball

Game Time: 2:10 PM
 Game Duration: 1:53

Officials: Joe Lindsay, Chance Moore, Doug Simons

LSU - 58 Record: 6-1

NO.	Name	Min	FG	3P	FT	Rebounds	Fouls	TP	AS	TO	ST	Blocks	BS	BA	+/-
			M/A	M/A	M/A	OR DR TOT	PF	FD				BS	BA		
8	Pablo Tamba	F 19:58	2-3	0-0	0-0	3 4 7	4	0	0	0	1	1	0	0	-5
10	Marquel Sutton	F 28:24	3-8	0-4	1-4	2 6 8	2	2	7	0	1	1	0	1	-28
1	Michael Nwoko	C 21:59	4-8	0-0	2-2	1 6 7	4	3	10	1	1	0	1	1	-24
3	Max Mackinnon	G 18:14	0-9	0-5	2-2	0 2 2	1	2	2	0	0	1	0	0	-12
11	DeDan Thomas Jr.	G 32:41	5-14	1-4	2-2	0 0 0	0	3	13	1	3	2	0	1	-22
4	Rashad King	F 21:43	1-6	0-3	2-2	0 2 2	1	1	4	0	1	1	0	0	-20
6	Robert Miller III	F 27:20	2-3	0-0	2-4	3 1 4	2	3	6	1	1	1	0	0	-4
7	PJ Carter	F 10:05	1-2	1-2	0-0	0 1 1	3	0	3	1	0	1	0	0	-9
2	Jalen Reece	F 11:33	0-3	0-1	0-0	0 0 0	0	0	2	1	1	0	1	0	-4
16	Ron Zipper	F 05:53	2-4	2-4	1-2	0 1 1	0	1	7	0	0	0	0	0	4
0	Mazi Mosley	F 04:10	1-3	0-1	0-0	0 0 0	0	1	2	0	0	1	0	0	4
Team						0 1 1	0	0	0	0	0	0	0	0	
Totals			21-63	4-24	12-19	9 24 33	17	16	58	6	9	9	3	4	-24

Shooting By Period	
1st FG%	9-35 25.7%
3PT%	2-13 15.4%
FT%	6-8 75%
2nd FG%	12-28 42.9%
3PT%	2-11 18.2%
FT%	6-11 54.5%
GM FG%	21-63 33.3%
3PT%	4-24 16.7%
FT%	12-19 63.2%

Dead Ball Rebounds: 5.0

Texas Tech - 82 Record: 7-2

NO.	Name	Min	FG	3P	FT	Rebounds	Fouls	TP	AS	TO	ST	Blocks	BS	BA	+/-
			M/A	M/A	M/A	OR DR TOT	PF	FD				BS	BA		
9	Luke Bamgboye	F 21:49	1-4	0-1	4-4	0 3 3	3	2	6	1	1	1	0	1	13
12	Donovan Atwell	F 31:31	3-9	3-8	0-0	0 4 4	3	1	9	0	2	1	0	0	17
15	JT Toppin	F 31:20	5-10	0-1	1-2	3 12 15	2	3	11	1	2	1	3	0	22
1	Tyreee Bryan	G 17:59	1-2	1-2	0-1	1 2 3	1	1	3	0	0	0	0	0	9
4	Christian Anderson	G 37:27	9-16	5-9	4-7	0 5 5	1	7	27	8	4	2	0	0	26
6	Leon Horner	G 07:30	0-2	0-0	0-0	2 1 3	2	0	0	0	1	0	0	0	-1
3	LeJuan Watts	F 25:22	5-11	1-2	4-4	5 5 10	3	3	15	0	2	1	1	1	12
11	Jaylan Petty	F 26:18	4-6	3-4	0-0	0 2 2	1	0	11	1	1	0	0	1	19
8	Nolan Groves	F 00:27	0-0	0-0	0-0	0 0 0	0	0	0	0	0	0	0	0	2
10	Jack Francis	F 00:17	0-0	0-0	0-0	0 0 0	0	0	0	0	0	0	0	0	1
Team						2 1 3	0	0	0	0	0	0	0	0	1
Totals			28-60	13-27	13-18	13 35 48	16	17	82	11	14	6	4	3	24

Shooting By Period	
1st FG%	17-33 51.5%
3PT%	9-15 60.0%
FT%	4-6 66.7%
2nd FG%	11-27 40.7%
3PT%	4-12 33.3%
FT%	9-12 75%
GM FG%	28-60 46.7%
3PT%	13-27 48.1%
FT%	13-18 72.2%

Dead Ball Rebounds: 0.0

LSU		TTU	
Biggest lead	0 (1 st 20:00)	30 (2 nd 6:46)	
Best Scoring Run	6 (2 nd 3:45)	9 (2 nd 6:46)	
Lead Changes	0		
Times Tied	0		
Time with Lead	00:00	39:17	

Points from		LSU		TTU	
Turnovers	18	7			
Paint	28	28			
Second Chance	8	10			
Fast Breaks	8	12			
Bench	22	26			

Period by Period Scoring			
1st	2nd	TOT	
LSU	26	32	58
TTU	47	35	82



Official Basketball Box Score - Final
SMU at LSU
 12/13/25 Smoothie King Center, New Orleans
 2025-26 Men's Basketball

Game Time: 7:30 PM
 Game Duration: 1:57

Officials: Steve Anderson, William Covington, Jerry Hester

SMU - 77 Record: 9-2

NO.	Name	Min	FG	3P	FT	Rebounds	Fouls	TP	AS	TO	ST	Blocks	BS	BA	+/-
			M/A	M/A	M/A	OR DR TOT	PF	FD				BS	BA		
3	Corey Washington	F 23:06	2-6	1-2	2-3	2 2 4	5	2	7	0	2	0	0	1	0
24	Samet Yigitoglu	C 27:13	4-8	0-0	2-5	8 2 10	1	4	10	0	2	0	0	1	-10
0	B.J. Edwards	G 32:41	3-7	0-2	2-3	2 3 5	2	3	8	2	3	2	0	0	-15
2	Boopie Miller	G 33:34	5-12	3-4	3-4	1 1 2	1	4	16	4	1	1	0	1	-13
5	Jaron Pierre Jr.	G 37:45	6-14	3-8	1-2	0 1 1	2	3	16	3	0	1	0	1	-7
10	Jaden Toombs	F 27:00	8-10	0-1	0-0	2 1 3	1	1	16	1	1	1	0	0	-8
7	Jermaine O'Neal Jr.	F 18:52	2-4	0-2	0-0	0 3 3	2	1	4	0	1	1	0	0	-3
13	Mitchell Holmes	F 00:40	0-0	0-0	0-0	0 0 0	0	0	0	0	0	0	0	0	-4
9	B.J. Davis-Ray	F 01:09	0-0	0-0	0-0	0 0 0	0	0	0	0	0	0	0	0	0
Team						1 0 1	0	0	0	0	0	0	0	0	1
Totals			30-61	7-19	10-17	16 13 29	15	18	77	10	10	6	1	4	-12

Shooting By Period	
1st FG%	16-29 55.2%
3PT%	5-11 45.5%
FT%	7-10 70%
2nd FG%	14-32 43.8%
3PT%	2-8 25.0%
FT%	3-7 42.9%
GM FG%	30-61 49.2%
3PT%	7-19 36.8%
FT%	10-17 58.8%

Dead Ball Rebounds: 1.0

LSU - 89 Record: 9-1

NO.	Name	Min	FG	3P	FT	Rebounds	Fouls	TP	AS	TO	ST	Blocks	BS	BA	+/-
			M/A	M/A	M/A	OR DR TOT	PF	FD				BS	BA		
8	Pablo Tamba	F 37:52	7-9	0-0	1-1	3 7 10	2	1	14	2	2	3	0	0	11
10	Marquel Sutton	F 39:00	8-15	1-4	6-6	4 8 12	1	7	23	0	1	1	0	1	15
1	Michael Nwoko	C 13:45	4-5	0-0	0-1	1 0 1	1	4	2	8	0	1	1	1	0
3	Max Mackinnon	G 32:54	8-9	6-7	0-0	0 1 1	1	1	22	2	4	0	0	0	22
11	DeDan Thomas Jr.	G 35:37	6-15	0-2	4-4	0 3 3	2	4	16	12	2	2	2	0	7
6	Robert Miller III	F 14:50	2-2	0-0	0-0	1 0 1	5	0	4	0	0	0	1	0	4
4	Rashad King	F 13:23	1-3	0-2	0-0	1 0 1	0	0	2	1	0	0	0	0	-2
2	Jalen Reece	F 08:19	0-0	0-0	0-0	0 0 0	0	0	0	0	0	0	0	0	0
16	Ron Zipper	F 04:20	0-0	0-0	0-0	0 0 0	0	0	0	0	0	0	0	0	-8
Team						0 2 2	0	0	0	0	0	0	0	0	1
Totals			36-58	7-15	10-12	10 21 31	18	15	89	17	12	7	4	1	12

Shooting By Period	
1st FG%	19-33 57.6%
3PT%	3-9 33.3%
FT%	6-7 85.7%
2nd FG%	17-25 68.0%
3PT%	4-6 66.7%
FT%	4-5 80%
GM FG%	36-58 62.1%
3PT%	7-15 46.7%
FT%	10-12 83.3%

Dead Ball Rebounds: 1.0

SMU		LSU	
Biggest lead	4 (1 st 16:09)	17 (2 nd 10:42)	
Best Scoring Run	7 (1 st 1:10)	9 (2 nd 17:40)	
Lead Changes	8		
Times Tied	5		
Time with Lead	03:18	34:16	

Points from		SMU		LSU	
Turnovers	19	11			
Paint	38	50			
Second Chance	13	19			
Fast Breaks	8	11			
Bench	20	6			

Period by Period Scoring			
1st	2nd	TOT	
SMU	44	33	77
LSU	47	42	89



Official Basketball Box Score - Final
Southeastern La. at LSU
 12/19/25 Maravich Assembly Center, Baton Rouge
 2025-26 Men's Basketball

Game Time: 7:00 PM
 Game Duration: 1:56
 Attendance: 7,479

Officials: Pat Adams, Anthony Jordan, Michael Wallace

Southeastern La. - 65 Record: 4-8

NO.	Name	Min	FG	3P	FT	Rebounds	Fouls	TP	AS	TO	ST	Blocks	BS	BA	+/-
			M/A	M/A	M/A	OR DR TOT	PF	FD				BS	BA		
0	Jeremy Elyzee	F 27:48	3-9	0-2	1-2	2 3 5	4	3	7	1	1	1	0	0	-8
23	Isaiah Gaines	F 29:55	3-7	0-0	2-3	1 3 4	3	4	8	1	1	1	0	1	-22
3	Ethan Pickett	G 17:59	3-5	0-1	1-2	0 0 0	3	2	7	1	1	0	0	0	-9
4	C.J. Booker														

Box Scores



Official Basketball Box Score - Final
Southern Miss. at LSU
 12/29/25 Maravich Assembly Center, Baton Rouge
 2025-26 Men's Basketball

Game Time: 7:00 PM
 Game Duration: 2:11
 Attendance: 7,995

Officials: Courtney Green, Rob Rorkke, Landon Brandes

NO.	Name	Min	FG		3P		FT		Rebounds		Fouls		TP	AS	TO	ST	Blocks		+/-
			M/A	M/A	M/A	M/A	OR	DR	OR	DR	PF	FD					BS	BA	
4	Tyik Weeks	F 27:30	3-10	0-0	6-8	0	4	4	4	6	12	1	1	0	0	0	2	-25	
15	Djahi Binet	F 13:57	2-5	0-0	0-0	1	3	4	0	4	0	1	1	0	2	-17			
1	Curt Lewis	G 23:34	3-7	2-3	1-2	2	2	4	1	2	9	4	0	1	1	0	-20		
2	Brewer Carruth	G 14:50	0-4	0-0	0-0	2	2	2	0	2	0	2	0	0	0	0	-2		
13	Dylan Brumfield	G 20:49	1-6	0-1	2-2	0	2	2	2	2	4	0	2	2	0	0	-22		
0	Israel Hart	18:17	0-5	0-4	6-6	0	4	4	0	4	6	3	0	1	0	0	-4		
3	Chante Tramble	15:43	0-1	0-0	1-2	0	2	2	1	1	1	1	1	0	0	1	0		
22	Tegra Izy	19:38	5-8	0-0	1-2	2	2	4	3	3	11	1	1	0	0	1	-7		
7	Fallou Diagne	16:17	3-6	1-4	2-2	2	1	3	2	1	9	0	0	0	0	0	-2		
9	Dalyn Brandon	07:19	0-2	0-0	0-0	1	1	2	0	0	0	0	1	0	0	0	-3		
6	Robert Cowherd	07:42	0-1	0-1	0-0	0	0	0	3	0	0	0	0	0	0	0	-8		
11	EJ Paymon	08:30	2-6	0-1	2-5	1	1	2	4	3	6	0	0	1	2	-5			
12	Felpe Patino	05:54	0-1	0-1	0-0	1	0	1	0	0	0	0	0	0	0	0	-5		
Team			3-2		5-0		0-0		0-0		0-2		0-0		0-2				
Totals			19-62	3-15	21-29	15	24	39	22	22	62	12	10	3	2	11	-28		

LSU - 90																												
Record: 12-1																												
NO.	Name	Min	FG		3P		FT		Rebounds		Fouls		TP	AS	TO	ST	Blocks		+/-									
			M/A	M/A	M/A	M/A	OR	DR	OR	DR	PF	FD					BS	BA										
8	Pablo Tamba	F 25:27	9-3	1-1	2-3	5	10	15	3	4	9	1	0	1	0	0	0	31										
10	Marquel Sutton	F 33:32	3-10	0-5	3-4	2	9	11	1	2	9	2	1	1	0	0	19											
1	Michael Nwoko	C 25:41	10-13	0-0	2-4	1	5	6	3	2	22	0	0	1	5	0	26											
3	Max Mackinnon	G 27:36	6-16	3-9	0-0	2	2	3	0	15	1	1	2	1	2	1	28											
11	Dedan Thomas Jr.	G 35:11	6-11	2-2	4-4	0	1	1	2	6	22	12	2	0	1	1	28											
6	Robert Miller III	15:56	0-0	0-0	2-2	1	1	2	1	4	2	0	0	0	1	0	0											
4	Rashad King	05:05	0-2	0-2	0-0	0	1	1	4	0	0	0	0	0	1	0	-4											
2	Jalen Reese	15:29	0-2	0-2	3-6	0	2	2	1	3	3	3	0	1	0	0	5											
7	PJ Carter	10:24	1-4	1-4	0-0	0	1	1	2	0	3	0	0	0	0	0	1											
0	Mazi Mosley	02:11	1-1	1-1	0-0	0	1	1	0	0	0	0	0	0	0	0	3											
16	Ron Zepher	02:11	0-0	0-0	2-2	0	0	0	2	1	2	0	1	0	0	0	3											
14	Jaden Bobbett	01:17	0-0	0-0	0-0	0	0	0	0	0	0	0	0	0	0	0	0											
Team			10-33		18-25		10-33		43		22		22		90		19		6		5		11		2		28	
Totals			32-62	8-26	18-25	10	33	43	22	22	90	19	6	5	11	2	28											

Major Fouls: NONE																											
Points from Turnovers																											
Period by Period Scoring																											
1st																											
2nd																											
TOT																											
Biggest lead		2 (1 st 19:25)		29 (2 nd 1:17)																							
Best Scoring Run		6 (1 st 3:24)		9 (1 st 6:19)																							
Lead Changes		1		0																							
Times Tied		0		0																							
Time with Lead		01:12		38:13																							



Official Basketball Box Score - Final
LSU at Texas A&M
 01/03/26 Reed Arena, Bryan-College Station
 2025-26 Men's Basketball

Game Time: 3:05 PM
 Game Duration: 2:22
 Attendance: 7,570

Officials: K.J.B. Burdett Jr., Vladimir Voyanov-Tadai, Jason Baker

LSU - 72																														
Record: 12-2 (0-1)																														
NO.	Name	Min	FG		3P		FT		Rebounds		Fouls		TP	AS	TO	ST	Blocks		+/-											
			M/A	M/A	M/A	M/A	OR	DR	OR	DR	PF	FD					BS	BA												
8	Pablo Tamba	F 39:53	2-4	0-1	2-2	1	10	11	2	2	6	2	2	5	0	1	-4													
10	Marquel Sutton	F 28:40	0-4	0-2	3-4	2	3	5	1	3	3	0	2	3	1	0	-9													
1	Michael Nwoko	C 26:06	7-10	0-0	7-10	3	2	5	4	5	21	1	2	0	0	0	-1													
2	Jalen Reese	G 35:52	2-7	0-2	0-0	0	1	1	2	4	7	3	1	0	0	0	-2													
3	Max Mackinnon	G 37:46	7-18	4-9	2-2	0	5	5	2	1	20	5	2	2	0	0	-3													
4	Rashad King	17:42	3-6	2-4	2-2	0	2	2	5	2	10	0	2	1	0	1	6													
6	Robert Miller III	13:54	4-4	0-0	0-0	1	0	1	2	0	8	0	1	0	3	0	-2													
0	Mazi Mosley	00:04	0-1	0-1	0-0	0	0	0	0	0	0	0	0	0	0	0	0													
7	PJ Carter	00:04	0-0	0-0	0-0	0	0	0	0	0	0	0	0	0	0	0	0													
Team			25-54		6-19		16-20		7		23		30		18		15		72		15		16		12		4		-3	
Totals			25-54	6-19	16-20	7	23	30	18	15	72	15	16	12	4	2	-3													

Texas A&M - 75																																
Record: 11-3 (1-0)																																
NO.	Name	Min	FG		3P		FT		Rebounds		Fouls		TP	AS	TO	ST	Blocks		+/-													
			M/A	M/A	M/A	M/A	OR	DR	OR	DR	PF	FD					BS	BA														
12	Rashaun Agee	F 31:57	4-10	0-3	7-9	6	5	11	2	6	15	1	5	0	0	0	2															
0	Marcus Hill	G 21:18	3-5	0-1	1-1	1	5	6	2	1	7	2	0	2	0	0	6															
3	Rylen Griffen	G 20:09	1-6	1-4	4-6	0	1	1	3	7	0	2	3	0	0	0	5															
5	Jacari Lane	G 25:07	2-7	0-4	0-0	2	3	5	1	2	4	1	4	0	0	0	3															
9	Ruben Dominguez	G 30:40	4-11	4-9	1-2	0	3	3	1	1	13	2	0	0	0	0	9															
6	Al Dibba	16:50	5-7	2-2	0-0	2	1	3	0	0	12	1	0	1	0	1	-9															
3	Federiko Federiko	05:07	1-1	0-0	0-0	0	1	1	0	0	2	0	0	0	0	0	1															
1	Josh Holloway	08:36	0-0	0-0	0-0	0	3	3	1	0	0	3	0	0	0	0	1															
2	Pop Isaacs	22:44	4-9	1-4	2-3	1	1	2	1	5	11	4	0	1	0	1	0															
4	Jamie Vinson	05:41	1-1	0-0	0-0	0	0	0	1	0	2	0	1	0	2	0	1															
7	Zach Clarence	11:52	1-5	0-1	0-0	2	0	2	3	0	2	0	1	0	1	0	-2															
Team			10-30		10-20		0-0		0-0		0-0		0-0		0-0		0-0		75		13		15		8		2		4		3	
Totals			26-62	8-28	15-21	15	23	38	15	18	75	13	15	8	2	4	3															

Major Fouls: NONE																											
Points from Turnovers																											
Period by Period Scoring																											
1st																											
2nd																											
TOT																											
Biggest lead		3 (1 st 1:00)		10 (2 nd 14:52)																							
Best Scoring Run		9 (2 nd 6:59)		9 (2 nd 14:52)																							
Lead Changes		5		0																							
Times Tied		6		0																							
Time with Lead		03:30		31:17																							



Official Basketball Box Score - Final
South Carolina at LSU
 01/06/26 Maravich Assembly Center, Baton Rouge
 2025-26 Men's Basketball

Game Time: 6:01 PM
 Game Duration: 2:04
 Attendance: 6,303

Officials: Doug Shoves, Bart Lenox, Chuck Jones

South Carolina - 78																			
Record: 10-5 (1-1)																			
NO.	Name	Min	FG		3P		FT		Rebounds		Fouls		TP	AS	TO	ST	Blocks		+/-
			M/A	M/A	M/A	M/A	OR	DR	OR	DR	PF	FD					BS	BA	
10	Myles Stute	F 29:29	1-2	1-2	0-1	1	3	4	3	3	3	1	1	0	0	0	0	11	
31	Elijah Strong	F 25:15	10-15	4-4	6-6														

Box Scores



Official Basketball Box Score - Final
Kentucky at LSU
 01/14/26 Maravich Assembly Center, Baton Rouge
 2025-26 Men's Basketball

Game Time: 6:00 PM
 Game Duration: 2:08
 Attendance: 8,671

Officials: Joe Lindsay, Steven Anderson, A.J. Desai

NO.	Name	Min	FG		3P		FT		Rebounds			Fouls		TP	AS	TO	ST	Blocks			+/-	
			M/A	M/A	M/A	M/A	OR	DR	TOT	PF	FD	BS	BS					BA				
4	Andrija Jelavic	F 21:01	4-7	2-4	1-2	2	3	5	1	4	11	0	1	1	1	0	0	0	0	0	0	8
24	Malschi Moreno	C 20:22	4-7	0-0	2-3	1	7	8	4	2	10	2	1	2	1	2	1	0	0	0	0	10
00	Otega Oweh	G 36:40	6-13	3-6	1-0	0	4	4	2	5	21	1	2	2	0	0	0	0	0	0	1	6
1	Denzel Aberdeen	G 34:18	5-8	2-3	5-5	0	1	1	3	3	17	4	1	0	0	0	0	0	0	0	0	6
3	Kam Williams	G 28:21	2-6	1-3	0-0	0	0	0	5	5	2	0	1	0	1	0	1	0	0	0	2	2
5	Collin Chandler	24:21	3-6	2-4	1-2	2	1	3	1	2	9	3	1	1	0	0	0	0	0	0	1	2
10	Brandon Garrison	14:57	0-3	0-0	0	0	3	3	1	1	0	2	1	0	0	0	0	0	0	0	0	-12
23	Mouhamed Dioubate	11:47	1-2	0-1	0	0	2	3	1	1	2	0	0	0	0	0	0	0	0	0	0	-9
2	Jasper Johnson	08:13	0-4	0-2	0	0	0	0	0	0	0	0	0	0	0	0	0	0	0	0	0	-8
Team																						
Totals			25-56	10-23	15-22	7	22	29	19	17	75	14	9	7	3	6	1					

Major Fouls: NONE																						
NO.	Name	Min	FG		3P		FT		Rebounds			Fouls		TP	AS	TO	ST	Blocks			+/-	
			M/A	M/A	M/A	M/A	OR	DR	TOT	PF	FD	BS	BS					BA				
8	Pablo Tamba	F 28:38	3-4	2-2	2-6	1	3	4	4	4	10	2	0	0	1	1	0	0	0	0	0	1
10	Marquel Sutton	F 29:51	5-9	3-4	3-4	1	5	6	3	2	16	0	1	0	0	0	0	0	0	0	0	4
1	Michael Nwoko	C 19:47	1-2	0-0	1-2	1	1	2	2	3	0	3	1	1	0	0	0	0	0	0	0	-2
3	Max Mackinnon	G 37:19	4-16	2-7	6-6	0	3	3	0	3	16	3	2	0	0	0	0	0	0	0	0	-2
4	Rashad King	G 27:26	5-6	0-1	2-2	1	2	3	2	2	12	1	4	1	2	0	0	0	0	0	0	-2
6	Robert Miller III	23:26	3-3	0-0	0-2	3	4	7	4	2	6	2	1	2	2	0	0	0	0	0	0	5
2	Jalen Reece	29:39	2-7	2-5	5-6	0	5	5	2	4	11	4	1	0	0	0	0	0	0	0	0	0
0	Mazi Mosley	03:54	0-0	0-0	0-0	0	0	0	0	0	0	0	0	0	0	0	0	0	0	0	0	-2
Team																						
Totals			23-47	9-19	19-28	7	25	32	17	19	74	12	12	4	6	3	1					

Major Fouls: NONE																						
NO.	Name	Min	FG		3P		FT		Rebounds			Fouls		TP	AS	TO	ST	Blocks			+/-	
			M/A	M/A	M/A	M/A	OR	DR	TOT	PF	FD	BS	BS					BA				
8	Pablo Tamba	F 17:26	0-2	0-0	4-6	0	2	2	3	4	2	0	1	0	0	0	0	0	0	0	0	1
10	Marquel Sutton	F 37:08	4-14	0-6	2-2	1	6	7	4	2	10	1	0	0	0	0	0	0	0	0	0	-16
1	Michael Nwoko	C 22:41	7-10	0-0	3-5	3	3	6	5	5	17	1	3	1	0	0	0	0	0	0	0	-14
3	Max Mackinnon	G 30:24	4-6	1-1	1-2	0	1	1	2	2	10	1	4	0	1	0	0	0	0	0	0	-24
4	Rashad King	G 29:39	3-5	2-3	0-0	0	2	2	1	0	8	1	0	2	0	0	0	0	0	0	0	-12
6	Robert Miller III	G 26:29	4-7	0-0	0-0	2	1	3	2	1	8	0	2	2	1	0	0	0	0	0	0	-15
11	Deidan Thomas Jr.	16:56	1-8	0-1	0-0	0	2	2	0	1	2	3	0	0	0	0	0	0	0	0	0	-5
2	Jalen Reece	13:24	1-3	0-0	0-0	0	3	3	1	0	2	3	2	1	0	0	0	0	0	0	0	-7
0	Mazi Mosley	03:53	0-1	0-0	0-0	0	0	0	0	0	0	0	0	0	0	0	0	0	0	0	0	1
7	PJ Carter	02:00	0-0	0-0	0-0	0	0	0	0	0	0	0	0	0	0	0	0	0	0	0	0	1
Team																						
Totals			24-56	3-11	10-15	7	23	30	18	14	61	12	11	7	2	1	0	0	0	0	0	-18

Major Fouls: NONE																						
NO.	Name	Min	FG		3P		FT		Rebounds			Fouls		TP	AS	TO	ST	Blocks			+/-	
			M/A	M/A	M/A	M/A	OR	DR	TOT	PF	FD	BS	BS					BA				
8	Pablo Tamba	F 17:26	0-2	0-0	4-6	0	2	2	3	4	2	0	1	0	0	0	0	0	0	0	0	1
10	Marquel Sutton	F 37:08	4-14	0-6	2-2	1	6	7	4	2	10	1	0	0	0	0	0	0	0	0	0	-16
1	Michael Nwoko	C 22:41	7-10	0-0	3-5	3	3	6	5	5	17	1	3	1	0	0	0	0	0	0	0	-14
3	Max Mackinnon	G 30:24	4-6	1-1	1-2	0	1	1	2	2	10	1	4	0	1	0	0	0	0	0	0	-24
4	Rashad King	G 29:39	3-5	2-3	0-0	0	2	2	1	0	8	1	0	2	0	0	0	0	0	0	0	-12
6	Robert Miller III	G 26:29	4-7	0-0	0-0	2	1	3	2	1	8	0	2	2	1	0	0	0	0	0	0	-15
11	Deidan Thomas Jr.	16:56	1-8	0-1	0-0	0	2	2	0	1	2	3	0	0	0	0	0	0	0	0	0	-5
2	Jalen Reece	13:24	1-3	0-0	0-0	0	3	3	1	0	2	3	2	1	0	0	0	0	0	0	0	-7
0	Mazi Mosley	03:53	0-1	0-0	0-0	0	0	0	0	0	0	0	0	0	0	0	0	0	0	0	0	1
7	PJ Carter	02:00	0-0	0-0	0-0	0	0	0	0	0	0	0	0	0	0	0	0	0	0	0	0	1
Team																						
Totals			24-56	3-11	10-15	7	23	30	18	14	61	12	11	7	2	1	0	0	0	0	0	-18

Points from	Turnovers	Paint	Second Chance	Fast Breaks	Bench	Period by Period Scoring		
						1st	2nd	TOT
UKY	16	11	8	15	7	22	53	75
LSU	16	22	22	11	17	38	36	74



Official Basketball Box Score - Final
Missouri at LSU
 01/17/26 Maravich Assembly Center, Baton Rouge
 2025-26 Men's Basketball

Game Time: 2:30 PM
 Game Duration: 2:05
 Attendance: 7,816

Officials: Bart Lenox, Jason Baker, Shaun Seales

Major Fouls: NONE																						
NO.	Name	Min	FG		3P		FT		Rebounds			Fouls		TP	AS	TO	ST	Blocks			+/-	
			M/A	M/A	M/A	M/A	OR	DR	TOT	PF	FD	BS	BS					BA				
25	Mark Mitchell	F 25:11	3-6	0-1	7-10	1	4	5	4	6	13	0	2	1	1	1	0	0	0	0	0	-4
15	Shawn Phillips Jr.	C 20:31	2-3	0-0	6-8	2	3	5	2	6	10	0	1	0	1	0	0	0	0	0	0	-10
0	Anthony Robinson II	G 16:38	1-4	0-1	2-2	0	2	2	1	1	4	1	3	1	1	0	0	0	0	0	0	-12
17	Jayden Stone	G 35:41	7-14	3-7	3-3	1	3	4	3	2	20	0	0	0	0	1	1	0	0	0	0	-8
35	Jacob Crews	G 29:30	1-5	1-4	0-0	3	2	5	2	0	3	2	1	0	0	0	0	0	0	0	0	-9
11	Trent Pierce	24:40	3-4	2-3	1-1	0	3	3	4	2	9	0	0	0	0	0	0	0	0	0	0	1
5	T.O. Barrett	28:40	3-6	0-1	5-6	2	3	5	0	3	11	4	5	1	0	0	0	0	0	0	0	4
24	Nicholas Randall	04:17	0-1	0-0	0-0	0	0	0	0	0	0	0	0	0	0	0	0	0	0	0	0	-1
6	Annor Boateng	06:19	0-1	0-1	0-0	0	0	0	0	0	1	2	0	0	0	0	0	0	0	0	0	-7
12	Sebastian Mack	02:13	0-0	0-0	0-0	0	0	0	0	0	0	0	0	0	0	0	0	0	0	0	0	0
7	Trent Burns	06:20	0-0	0-0	0-0	0	0	0	0	0	0	0	0	0	0	0	0	0	0	0	0	-1
Team																						

Box Scores



Official Basketball Box Score - Final
Mississippi St. at LSU
 01/28/26 Maravich Assembly Center, Baton Rouge
 2025-26 Men's Basketball

Game Time: 6:00 PM
 Game Duration: 2:01
 Attendance: 7,501

Officials: Joe Lindsey, Lucas Santos, Tony Chizaso

Mississippi St. - 80

Record: 11-10 (3-4)

NO.	Name	Min	FG	3P	FT	Rebounds	Fouls	TP	AS	TO	ST	Blocks	+/-
			M/A	M/A	M/A	OR DR TOT	PF	FF				BS BA	
99	Achor Achor	F 12:14	2-4	1-2	1-2	2 2 4	4	1	6	0	0	1	13
15	Quincy Ballard	C 23:16	5-5	0-0	3-4	3 6 9	2	2	13	1	2	0	0
2	Ja'Borri McGhee	G 27:06	3-8	2-3	3-4	0 3 3	2	3	11	4	2	0	0
5	Shawn Jones Jr.	G 27:21	3-5	1-2	1-2	1 2 3	1	1	8	1	0	2	0
12	Josh Hubbard	G 32:03	4-12	1-6	6-7	0 2 2	0	5	15	3	2	0	2
0	Jamarron Davis-Fleming	G 16:35	0-1	0-0	0-1	1 4 5	2	1	0	0	0	0	-4
10	Jayden Eggs	21:00	3-7	3-4	0-0	1 1 2	3	2	9	4	5	1	0
11	Sergej Macura	27:46	5-9	0-2	0-0	3 7 10	2	0	10	1	3	1	0
23	King Grace	12:39	3-4	2-2	0-0	1 1 2	1	0	8	0	1	1	1
Totals			28-55	10-21	14-20	13 30 43	17	15	80	14	16	5	3

Shooting By Period

1st FG% 17-33 51.5%
 3PT% 7-14 50.0%
 FT% 3-5 60%

2nd FG% 11-22 50.0%
 3PT% 3-7 42.9%
 FT% 11-15 73.3%

GM FG% 29-55 50.9%
 3PT% 10-21 47.6%
 FT% 14-20 70.0%

Dead Ball Rebounds: 3.0

Major Fouls: Jones Jr. (F1) 2nd 0:38

LSU - 66

Record: 13-8 (1-7)

NO.	Name	Min	FG	3P	FT	Rebounds	Fouls	TP	AS	TO	ST	Blocks	+/-
			M/A	M/A	M/A	OR DR TOT	PF	FF				BS BA	
8	Pablo Tamba	F 35:09	3-5	0-2	4-10	4 1 5	3	7	10	2	1	4	0
10	Marquel Sutton	F 24:13	1-7	0-4	2-2	0 2 2	1	1	4	0	0	0	-22
1	Michael Nwoko	C 16:35	2-5	0-0	0-0	1 1 2	0	0	4	0	0	0	-16
3	Max Mackinnon	G 26:54	6-11	1-5	2-2	0 1 1	1	1	15	0	1	0	2
11	Dedan Thomas Jr.	G 28:12	6-13	2-4	0-1	1 1 2	0	2	14	4	0	1	0
4	Rashad King	19:53	5-9	1-4	0-4	1 1 2	0	3	14	0	2	1	0
6	Robert Miller III	16:56	2-5	0-0	0-2	0 3 3	5	1	4	0	1	3	1
2	Jalen Reece	23:42	0-3	0-1	1-2	0 2 2	3	2	1	1	0	2	0
0	Mazi Mosley	08:26	0-0	0-0	0-0	0 0 0	0	0	0	2	0	0	0
Totals			25-58	4-20	12-23	8 16 24	15	17	66	7	7	12	5

Shooting By Period

1st FG% 9-28 32.1%
 3PT% 1-10 10.0%
 FT% 2-8 25%

2nd FG% 16-30 53.3%
 3PT% 3-10 30.0%
 FT% 10-15 66.7%

GM FG% 25-58 43.1%
 3PT% 4-20 20.0%
 FT% 12-23 52.2%

Dead Ball Rebounds: 6.1

Major Fouls: Miller III (F1) 2nd 16:08

	MSU	LSU
Biggest lead	27 (1 st 3:45)	0 (1 st 20:00)
Best Scoring Run	9 (1 st 11:39)	6 (2 nd 16:09)
Lead Changes	0	0
Times Tied	0	0
Time with Lead	39:26	00:00

Points from	MSU	LSU
Turnovers	4	13
Paint	32	32
Second Chance	11	10
Fast Breaks	19	11
Bench	27	19

Period by Period Scoring	1st	2nd	TOT
MSU	44	36	80
LSU	21	45	66



Official Basketball Box Score - Final
LSU at South Carolina
 01/28/26 Colonial Life Arena, Columbia, S.C.
 2025-26 South Carolina Men's Basketball

Game Time: 1:00 P
 Game Duration: 2:2
 Attendance: 10,7

Officials: Don Daly, Vladimir Voyar-Tadai, Rob Rofor

LSU - 92

Record: 14-8 (3-7)

NO.	Name	Min	FG	3P	FT	Rebounds	Fouls	TP	AS	TO	ST	Blocks	+/-
			M/A	M/A	M/A	OR DR TOT	PF	FF				BS BA	
8	Pablo Tamba	F 27:32	0-2	0-1	5-6	1 4 5	4	3	5	4	1	1	0
10	Marquel Sutton	F 37:54	6-9	0-1	4-5	2 6 8	2	3	16	0	2	1	0
1	Michael Nwoko	C 22:36	9-13	0-0	3-3	1 2 3	4	3	21	1	1	0	1
3	Max Mackinnon	G 40:01	6-15	3-6	0-0	1 0 1	3	1	15	8	2	0	0
4	Rashad King	G 39:06	4-8	3-6	7-8	1 6 7	3	6	18	3	1	1	0
7	PJ Carter	23:27	2-7	2-7	2-3	0 1 1	0	2	8	1	0	1	0
6	Robert Miller III	20:28	3-5	0-0	0-0	1 4 5	4	0	6	3	1	1	0
2	Jalen Reece	13:56	1-1	1-1	0-0	1 3 4	0	0	3	2	0	0	-6
Totals			31-60	9-22	21-25	9 26 35	20	18	92	23	11	4	4

Shooting By Period

1st FG% 14-26 53.8%
 3PT% 4-8 50.0%
 FT% 4-5 80%

2nd FG% 15-27 55.6%
 3PT% 4-11 36.4%
 FT% 8-8 100%

GM FG% 29-53 54.7%
 3PT% 1-3 33.3%
 FT% 9-12 75%

GM FG% 31-60 51.7%
 3PT% 9-22 40.9%
 FT% 21-25 84.0%

Dead Ball Rebounds: 3.1

Major Fouls: King (TF) 2nd 3:50

South Carolina - 87

Record: 11-11 (2-7)

NO.	Name	Min	FG	3P	FT	Rebounds	Fouls	TP	AS	TO	ST	Blocks	+/-
			M/A	M/A	M/A	OR DR TOT	PF	FF				BS BA	
10	Myles Stute	F 17:57	2-5	1-2	0-2	0 1 1	0	2	5	0	0	0	-6
31	Elijah Strong	F 22:36	5-11	1-2	1-2	2 3 5	2	2	12	2	1	3	0
4	Kobe Knox	G 37:23	5-11	1-3	4-6	1 1 2	4	3	15	1	0	2	0
5	Meechie Johnson	G 36:42	5-13	2-7	9-11	0 5 5	4	7	21	6	2	1	-5
55	Mike Shearavjants	G 39:27	4-11	1-2	2-2	2 4 6	3	1	11	1	1	1	-11
6	EJ Walker	29:24	2-5	0-1	1-2	1 0 1	2	1	5	0	2	0	-9
15	Eli Ellis	31:18	3-9	3-5	5-6	1 2 3	2	3	14	3	0	0	1
20	Hayden Assemian	04:13	0-0	0-0	0-0	0 1 1	0	0	0	0	0	0	0
13	Grant Polk	15:00	2-4	0-2	0-2	2 1 3	1	4	0	0	0	0	0
Totals			28-69	9-24	22-31	14 20 34	18	19	87	13	6	9	1

Shooting By Period

1st FG% 14-34 41.2%
 3PT% 4-11 36.4%
 FT% 3-6 50%

2nd FG% 13-30 43.3%
 3PT% 5-12 41.7%
 FT% 12-16 75%

OT FG% 1-5 20.0%
 3PT% 0-1 0.0%
 FT% 7-9 77.8%

GM FG% 28-69 40.6%
 3PT% 9-24 37.5%
 FT% 22-31 71.0%

Dead Ball Rebounds: 7.1

Major Fouls: NONE

	LSU	USC
Biggest lead	13 (1 st 8:45)	5 (2 nd 14:33)
Best Scoring Run	7 (1 st 11:55)	10 (1 st 4:02)
Lead Changes	8	8
Times Tied	7	7
Time with Lead	31:24	08:04

Points from	LSU	USC
Turnovers	13	15
Paint	42	36
Second Chance	8	18
Fast Breaks	19	7
Bench	17	23

Period by Period Scoring	1st	2nd	OT1	TOT
LSU	36	42	14	92
USC	35	43	9	87



Official Basketball Box Score - Final
Georgia at LSU
 02/07/26 Maravich Assembly Center, Baton Rouge
 2025-26 Men's Basketball

Game Time: 5:00 PM
 Game Duration: 2:01
 Attendance: 7,270

Officials: Job Hartness, Jason Baker, Shaun Seales

Georgia - 83

Record: 17-6 (5-5)

NO.	Name	Min	FG	3P	FT	Rebounds	Fouls	TP	AS	TO	ST	Blocks	+/-
			M/A	M/A	M/A	OR DR TOT	PF	FF				BS BA	
6	Kanon Catchings	F 28:45	8-13	5-6	2-4	3 1 4	2	2	23	0	1	0	0
25	Justin Abson	F 21:00	2-2	0-0	2-6	3 4 7	0	3	6	0	2	0	0
0	Blue Cain	G 28:05	4-6	2-3	0-0	3 4 7	2	1	10	4	1	0	0
3	Jordan Ross	G 14:24	0-1	0-0	0-0	0 2 2	2	0	2	1	2	0	-10
5	Jareemah Wilkinson	G 27:39	7-17	2-8	2-3	0 1 1	1	3	18	0	2	3	1
11	Dylan James	09:43	1-2	0-0	0-0	1 1 5	0	2	0	1	0	0	-3
21	Jake Watkins	11:55	2-4	0-1	0-0	2 2 4	1	4	2	0	0	1	0
2	Somto Cyril	17:27	4-5	0-0	4-8	2 2 4	2	4	12	2	1	1	1
4	Marcus Millender	28:48	2-7	1-6	0-0	1 2 3	2	0	5	6	0	1	0
7	Justin Bailey	09:45	0-2	0-1	3-3	0 0 0	1	1	3	0	0	0	1
1	Kareem Staggs	02:30	0-0	0-0	0-0	0 0 0	0	0	0	1	1	0	0
Totals			30-59	10-25	13-24	16 20 36	18	14	83	16	11	8	2

Shooting By Period

1st FG% 15-28 53.6%
 3PT% 6-14 42.9%
 FT% 6-9 66.7%

2nd FG% 15-31 48.4%
 3PT% 4-11 36.4%
 FT% 7-15 46.7%

GM FG% 30-59 50.8%
 3PT% 10-25 40.0%
 FT% 13-24 54.2%

Dead Ball Rebounds: 4.0

Major Fouls: NONE

LSU - 71

Record: 14-10 (2-9)

NO.	Name	Min	FG	3P	FT	Rebounds	Fouls	TP	AS	TO	ST	Blocks	+/-
			M/A	M/A	M/A	OR DR TOT	PF	FF				BS BA	
8	Pablo Tamba	F 36:21	2-4	0-1	3-4	6 12 3	7	1	4	3	0	1	-7
10	Marquel Sutton	F 30:47	4-8	1-3	5-8	2 3 5	1	5	14	0	0</		

Box Scores



Official Basketball Box Score - Final
LSU at Tennessee
 02/14/26 Food City Center, Knoxville, Tennessee
 2025-2026 Men's Basketball

Game Time: 6:01 PM
 Game Duration: 1:56
 Attendance: 21,678

Officials: Byron Jarrett, Lucas Santos, Bharat Rammanan

LSU - 63 Record: 14-11 (2-10)

NO.	Name	Min	FG		3P		FT		Rebounds			Fouls		TP	AS	TO	ST	Blocks		+/-
			M/A	M/A	M/A	M/A	OR	DR	TOT	PF	FD	BS	BA							
8	Pablo Tamba	F 32:18	4-8	2-3	3-8	1	1	2	4	5	13	1	0	0	0	0	0	0	0	-3
10	Marquel Sutton	F 32:06	6-15	1-3	2-2	2	7	9	4	3	15	0	0	1	0	2	-13			
1	Michael Nwoko	C 21:22	3-7	0-0	4-5	3	2	5	4	3	10	0	1	0	1	0	-11			
2	Jalen Reece	G 40:00	4-8	3-5	4-4	0	0	0	0	2	15	4	1	0	0	0	-10			
4	Rashad King	G 20:00	1-6	0-4	0-0	0	0	0	3	1	2	3	0	1	0	0	-9			
7	P.J. Carter	15:17	0-3	0-3	0-0	0	0	0	0	0	0	1	1	0	0	0	-1			
6	Robert Miller III	16:47	1-2	0-0	0-0	2	2	4	4	0	2	0	0	2	1	0	6			
0	Mazi Mosley	22:10	2-6	2-5	0-0	0	2	2	0	2	6	2	0	0	0	0	-9			
Team						0	2	2	0	0	0	0	0							
Totals			21-55	8-23	13-19	8	16	24	19	16	63	11	3	4	2	2	-10			

Shooting By Period		
1 st	FG%	9-26 34.6%
	3PT%	4-10 40.0%
	FT%	7-11 63.6%
2 nd	FG%	12-29 41.4%
	3PT%	4-13 30.8%
	FT%	6-6 75%
GM	FG%	21-55 38.2%
	3PT%	9-23 34.8%
	FT%	13-19 68.4%
Dead Ball Rebounds: 3.0		

Major Fouls: NONE

Tennessee - 73 Record: 18-7 (8-4)

NO.	Name	Min	FG		3P		FT		Rebounds			Fouls		TP	AS	TO	ST	Blocks		+/-
			M/A	M/A	M/A	M/A	OR	DR	TOT	PF	FD	BS	BA							
10	Nate Ament	F 35:38	6-19	0-3	10-11	2	7	9	0	8	22	1	0	0	2	2	8			
13	J.P. Estrella	F 27:59	7-9	0-0	2-4	6	3	9	4	3	16	0	1	0	0	0	6			
34	Felix Okpara	C 27:14	1-4	0-0	1-2	2	5	7	2	3	3	0	0	0	0	0	-1			
0	JaKobi Gillespie	G 35:07	4-9	4-8	0-0	0	2	2	1	1	12	6	2	1	0	0	10			
3	Bishop Boswell	G 22:13	1-2	0-1	0-0	1	2	3	4	0	2	3	1	0	0	0	-2			
6	DeWayne Brown II	11:19	0-1	0-0	3-4	1	1	2	1	3	3	2	0	0	0	0	4			
23	Jaylen Carey	13:17	3-5	0-0	1-2	1	4	5	2	1	7	3	2	1	0	0	11			
24	Troy Henderson	02:30	0-1	0-1	0-0	0	0	0	0	0	0	1	1	0	0	0	2			
1	Amari Evans	06:45	0-0	0-0	0-0	0	2	2	0	0	0	1	0	0	0	0	0			
35	Ethan Burg	17:59	3-4	2-3	0-0	1	1	2	2	0	8	0	1	0	0	0	12			
Team						2	2	4	0	0	0	1								
Totals			25-54	6-16	17-23	16	29	45	16	19	73	17	9	2	2	2	10			

Shooting By Period		
1 st	FG%	13-26 50.0%
	3PT%	3-9 33.3%
	FT%	6-10 60%
2 nd	FG%	12-28 42.9%
	3PT%	3-7 42.9%
	FT%	11-13 84.6%
GM	FG%	25-54 46.3%
	3PT%	6-16 37.5%
	FT%	17-23 73.9%
Dead Ball Rebounds: 3.0		

Major Fouls: NONE

	LSU	TENN
Biggest lead	3 (2 nd 14:28)	12 (1 st 4:44)
Best Scoring Run	9 (2 nd 18:24)	8 (1 st 11:22)
Lead Changes	4	
Times Tied	6	
Time with Lead	03:26	34:22

Points from	LSU	TENN
Turnovers	6	2
Paint	18	34
Second Chance	4	22
Fast Breaks	6	7
Bench	8	18

Period by Period Scoring			
	1st	2nd	TOT
LSU	29	34	63
TENN	35	38	73





0

Mazi Mosley

G · 6-5 · 169 · Fr.
Los Angeles, California



1

Mike Nwoko

F · 6-10 · 261 · Jr.
Toronto, Canada



2

Jalen Reece

G · 6-0 · 185 · Fr.
Orlando, Florida



3

Max MacKinnon

G · 6-6 · 195 · Sr.
Brisbane, Australia



4

Rashad King

G · 6-6 · 217 · Sr.
Evans, Georgia



6

Robert Miller III

F · 6-10 · 230 · So.
Houston, Texas



7

PJ Carter

G · 6-4 · 183 · 5th yr. Sr.
Atlanta, Georgia



8

Pablo Tamba

F · 6-7 · 206 · Grad. Student.
Malaga, Spain



9

Jalen Reed

F · 6-10 · 245 · RS Jr.
Jackson, Mississippi



10

Marquel Sutton

F · 6-9 · 225 · 5h yr. Sr.
Tulsa, Oklahoma



11

Dedan Thomas Jr.

G · 6-1 · 178 · Jr.
Las Vegas, Nevada



13

Matt Gilhool

F · 6-11 · 213 · Fr.
Elizabethtown, Pennsylvania



14

Jaden Bobbett


G · 6-1 · 190 · 5th yr. Sr.
Rye, New Hampshire



16

Ron Zipper

G · 6-5 · 209 · Fr.
Ashkelon, Israel



Matt McMahon

Head Coach.
4th Season



David Patrick

Associate Head Coach
2nd season



Casey Long

Assistant Coach
4th Season




Jalen Courtney-Williams

Assistant Coach
2nd Season



Tasmin Mitchell

Asst. Coach/Director
Player Development
9th Season



Vince Walden

Assistant Coach
1st Season