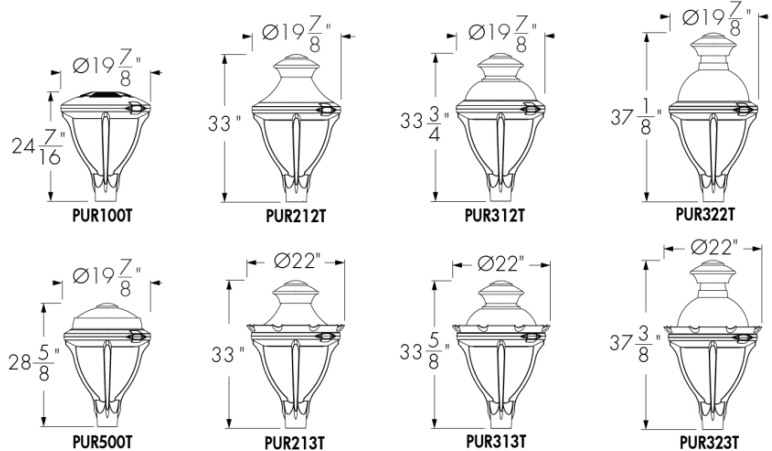
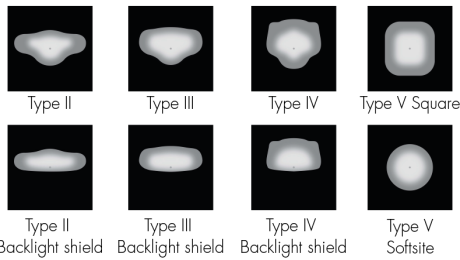


Project Name \_\_\_\_\_ Qty \_\_\_\_\_

Type \_\_\_\_\_ Catalog / Part Number \_\_\_\_\_



**Distributions**



**Colors and Color Temperatures**



**Control**

ON/OFF 0-10V

**Rating**

IP66 (optical chamber)

**Certifications**



**Description**

Energy efficient and designed to limit up-light, the Pure T is a versatile solution for a range of urban lighting applications, creating unique outdoor environments, while also protecting the night sky.

**Features**

<b>Color and Color Temperature</b>	2200K, 2700K, 3000K, 3500K, 4000K, 5700K
<b>Distributions</b>	Type II, Type III or Type IV (with or without backlight shield), Type 5 square and Type V Softsite
<b>Options</b>	Corrosion-resistant coating for hostile environments, Surge protector, 5-Pin Receptacle with or without shorting cap, 7-Pin Receptacle with or without shorting cap
<b>Mounting Options</b>	Top-Mount (4 in Tenon Adaptor)
<b>Warranty</b>	5-year limited warranty

**Performance**

<b>Output (nominal lumens)</b>	Minimum 3000lm / Maximum 20000lm
<b>Color Rendering</b>	3 SDCM for CRI 70+ and 2 SDCM for CRI 80+
<b>Lumen Maintenance</b>	TM-21 L70 527,000 hrs (projected, Ta 77 °F), 36,000 hrs (reported, Ta 77 °F)
<b>Dark Sky</b>	Dark sky compliant (2200K, 2700K and 3000K color temperatures, BUG rating of U0)

**Physical**

<b>Housing Material</b>	Die cast low copper 360 aluminum alloy
<b>Spun Cupola Finish</b>	Painted copper
<b>Lens Material</b>	Optical tempered clear glass (Clearsite lens), Optical tempered opal glass (Softsite lens)

<b>Weight</b>	Up to 40 lbs
<b>EPA</b>	Up to 1.33 sq ft
<b>Surface Finish</b>	Super durable resistant exterior polyester powder coating meets AAMA 2604-98 requirements (5-years Florida exposure), a corrosion resistant finish (CRC) pre-finish is available to meet ASTM B-117 & ASTM D-1654 (salt spray resistance) and ASTM D-2247 requirements (humidity resistance).

**Electrical and control**

<b>Voltage</b>	120 volts, 208 volts, 240 volts, 277 volts, 347 volts, 480 volts
<b>Control</b>	On/Off control, 0-10V dimming

**Environmental**

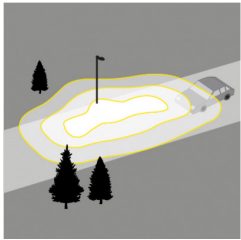
<b>Storage Temperature</b>	-40 °F to 122 °F (device must reach start-up temperature value before operating)
<b>Start-up Temperature</b>	-40 °F to 104 °F (-13 °F to 104 °F for 120V combined with M80, L170, L30 Softsite, L50 Softsite or L70 Softsite output)
<b>Operating Temperature</b>	-40 °F to 104 °F (-13 °F to 104 °F for 120V combined with M80, L170, L30 Softsite, L50 Softsite or L70 Softsite output)
<b>Ingress Protection Rating</b>	IP66 (optical chamber)
<b>Environment</b>	Dry/damp/wet location

**Decorative arms (order separately, consult related specification sheets for details)**

<b>Compatible decorative arms</b>	Post-Top Decorative Arm: TN4-Post-Top (4 in Tenon Adaptor) Luminaire Mounting Option with DT1, DT6 and MC1 Arm Style.
-----------------------------------	---

Photometric information

Type II, 4000K, CRI 70+



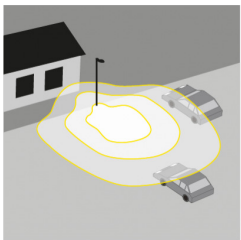
	Nominal output [lm]	Typical delivered output [lm]	Efficiency (lm/W)	BUG Rating			Typical maximum power 120/277V (W)
				B	U	G	
<b>S40</b>	3,055	3,055	99	1	0	1	31
<b>S60</b>	4,735	4,735	86	1	0	1	55
<b>M80</b>	6,263	6,263	98	2	0	2	64
<b>M110</b>	8,554	8,554	93	2	0	2	92
<b>M150</b>	11,304	11,304	86	2	0	2	132
<b>L170</b>	12,678	12,678	87	3	0	3	146
<b>L200</b>	15,229*	15,229*	82	3*	0*	3*	185

Type III, 4000K, CRI 70+



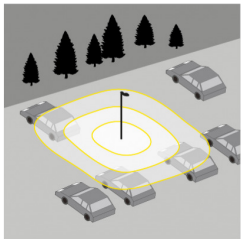
	Nominal output [lm]	Typical delivered output [lm]	Efficiency (lm/W)	BUG Rating			Typical maximum power 120/277V (W)
				B	U	G	
<b>S40</b>	3,444	3,444	111	1	0	1	31
<b>S60</b>	5,338	5,338	97	1	0	1	55
<b>M80</b>	7,061	7,061	110	2	0	2	64
<b>M110</b>	9,644	9,644	105	2	0	2	92
<b>M150</b>	12,743	12,743	97	2	0	2	132
<b>L170</b>	14,293	14,293	98	3	0	3	146
<b>L200</b>	17,169*	17,169*	93	3*	0*	3*	185

Type IV, 4000K, CRI 70+



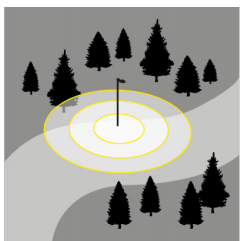
	Nominal output [lm]	Typical delivered output [lm]	Efficiency (lm/W)	BUG Rating			Typical maximum power 120/277V (W)
				B	U	G	
<b>S40</b>	3,085	3,085	100	1	0	1	31
<b>S60</b>	4,781	4,781	87	2	0	2	55
<b>M80</b>	6,323	6,323	99	2	0	2	64
<b>M110</b>	8,637	8,637	94	2	0	2	92
<b>M150</b>	11,413	11,413	87	3	0	3	132
<b>L170</b>	12,801	12,801	88	3	0	3	146
<b>L200</b>	15,377*	15,377*	83	3*	0*	3*	185

Type V square, 4000K, CRI 70+



	Nominal output [lm]	Typical delivered output [lm]	Efficiency (lm/W)	BUG Rating			Typical maximum power 120/277V (W)
				B	U	G	
<b>S40</b>	3,332	3,332	108	2	0	1	31
<b>S60</b>	5,165	5,165	94	3	0	1	55
<b>M80</b>	6,832	6,832	107	3	0	1	64
<b>M110</b>	9,331	9,331	101	3	0	2	92
<b>M150</b>	12,330	12,330	93	4	0	2	132
<b>L170</b>	13,830	13,830	95	4	0	2	146
<b>L200</b>	16,604*	16,604*	90	4*	0*	3*	185

Type V Softsite, 4000K, CRI 70+



	Nominal output [lm]	Typical delivered output [lm]	Efficiency (lm/W)	BUG Rating			Typical maximum power 120/277V (W)
				B	U	G	
<b>L30</b>	2,430	2,430	53	1	0	1	47
<b>L50</b>	4,712	4,712	49	2	0	1	97
<b>L70</b>	6,405	6,405	44	2	0	1	146

\*Photometric performance is measured in compliance with IESNA LM-79-08. Due to rapid and continuous advance in LED technology, photometric information is subject to change without notice.



**Lumencool™ technology**

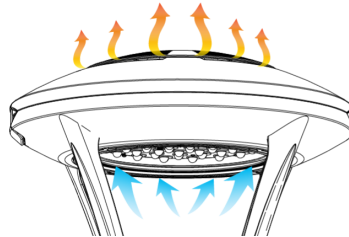
Lumencentro's innovative design uses Lumencool technology to regulate temperature and increase outputs. Lumencentro's allows air to flow between the driver and the LED board, maximising the surface area, increasing output and lifetime

**Water management**



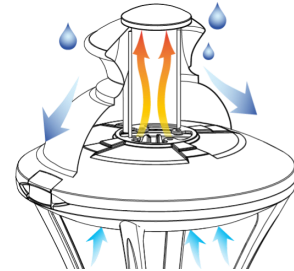
Designed to run the rain off, keeping the interior bone dry, while simultaneously letting the heat out.

**Heat management**



Lumencentro raises the bar on heat management to achieve higher lumen outputs, a longer life, and a better quality of light and efficiency.

**Luminaire with decorative housing options**

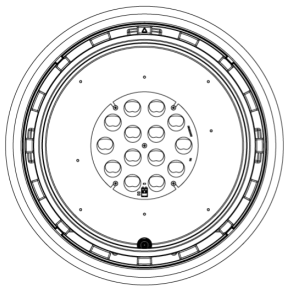


All housing options featuring an intern chimney that helps to evacuate the heat.

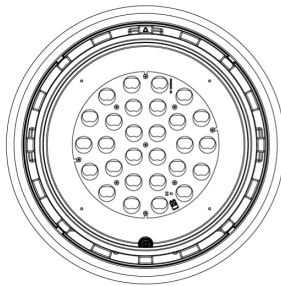
**Optical System**

**LED board size**

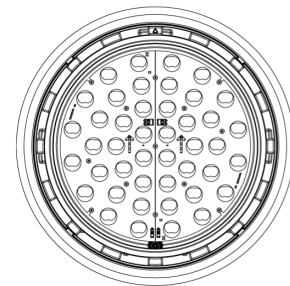
**Small (4000lm to 6000lm)**



**Medium (8000lm to 15000lm)**

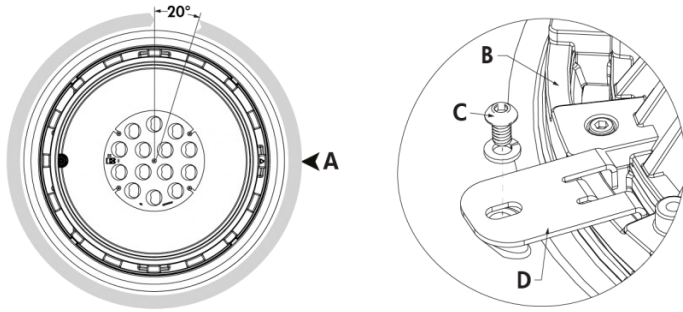


**Large (17000lm to 20000lm)**



Type V Softsite is available with large LED board only (3000lm to 7000lm).

## Rotating Optical System



Increase flexibility and ease alignment with street side on-site with a rotating 20° increments Optical System.

- A - Street Side
- B - LED Board
- C - (4X) 1/4-20 Bolt with 11/16 Flat Washers and Lock Washers
- D - (4X) Bracket

## Backlight shield\*



\*Small, medium and large LED boards size have the same full coverage backlight shield pieces.

\*Backlight shield available with Type II, Type III and Type IV only.

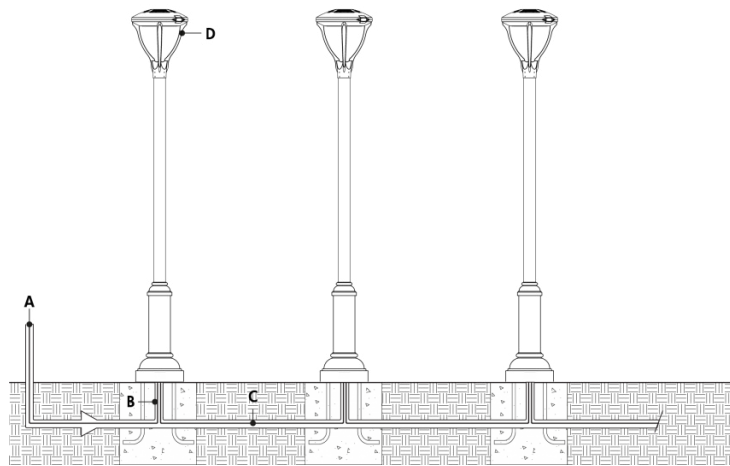
\*Backlight shield is factory installed.

Typical wiring diagrams

Wiring color code

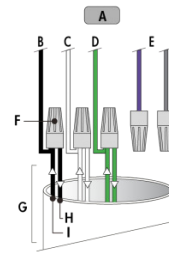
Color	Black	White	Green	Purple	Gray
Use	Line	Line/Neutral	Ground	0 -10V+	0 -10V -

On/Off Control (NO)



- A - Power input (120-480V, wiring by others)
- B - Conduit (by others)
- C - Power wiring (by others)
- D - Pure pole top

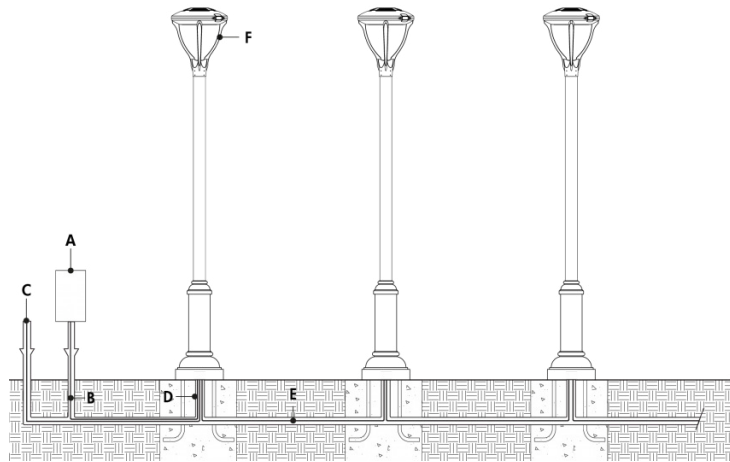
On/Off Control (NO) - wiring detail



- A - To fixture
- B - Line
- C - Line/Neutral
- D - Ground
- E - Not required
- F - Wire-nuts (by others)
- G - Conduit (by others)
- H - To next fixture
- I - Power input or from previous fixture

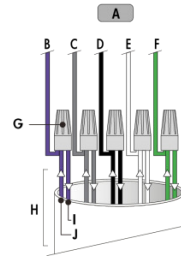
- Consult factory for specific applications and maximum fixture count/cable length recommendations.

0-10V dimming (DIM)



- A - Dimmer (by others)
- B - Data wiring (by others)
- C - Power input (120-480V, wiring by others)
- D - Conduit (by others)
- E - Power and data wiring (by others)
- F - Pure pole top

0-10V dimming (DIM) - wiring detail

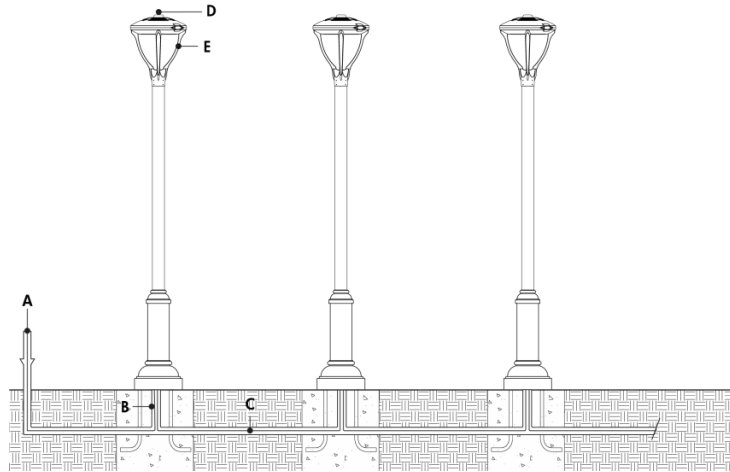


- A - To fixture
- B - 0-10V +
- C - 0-10V -
- D - Line
- E - Line/Neutral
- F - Ground
- G - Wire-nuts (by others)
- H - Conduit (by others)
- I - To next fixture
- J - Power input and from third party dimmer or from previous fixture

- Consult factory for specific applications and maximum fixture count/cable length recommendations.
- 0-10V mA ratings: passive dimmer (Current Sink): 3mA per fixture, active dimmer (Current Source): 0.5mA per fixture.
- 1% minimum dimming value.

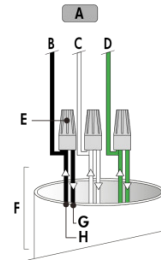


5 pins & 7pins receptacle control (SPR5, SPR7)



- A - Power input (120-480V, wiring by others)
- B - Conduit (by others)
- C - Power wiring (by others)
- D - Photoelectric control
- E - Pure pole top

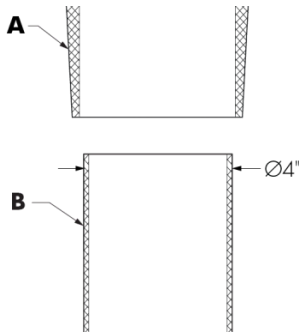
5 pins & 7pins receptacle control (SPR5, SPR7) - wiring detail



- A - To fixture
- B - Line
- C - Neutral
- D - Ground
- E - Wire-nuts (by others)
- F - Conduit (by others)
- G - To next fixture
- H - Power input or from previous fixture

Mounting options

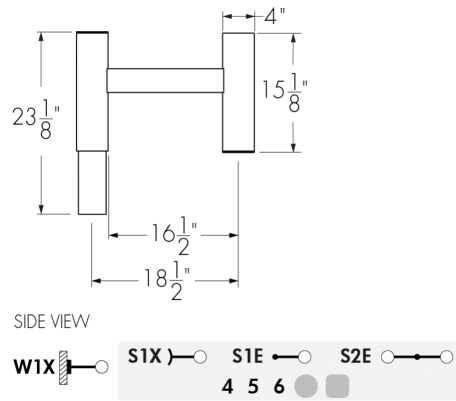
TN4 - Top-Mount (4 in Tenon Adaptor)



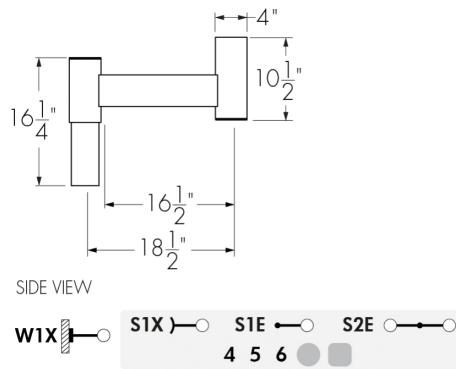
- A - Luminaire
- B - Decorative Arm

**TN4 - Top-Mount (4 in Tenon Adaptor) Arm Style Dimensions**

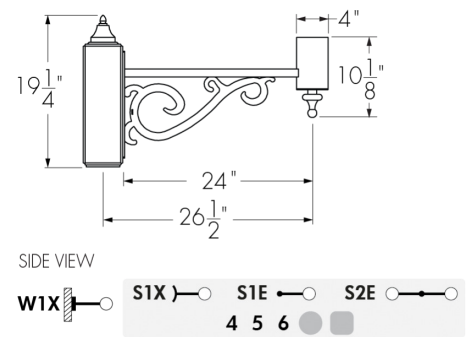
**DT1 Arm Style**



**DT6 Arm Style**



**MC1 Arm Style**



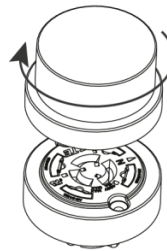
- Mid-pole/mid-luminaire distance is bases on 4 in pole (add 1/2 in for 5 in pole and 1 in for 6 in pole).

**Options**

**SPR5 and SPR7 - 5-Pin and 7-Pin Receptacles**



**SPR5 SC and SPR7 SC - 5-Pin and 7-Pin Receptacles with Shorting Cap**



- Dimming receptacle meets ANSI C136.41 Standard

**How to order**

Housing <sup>(1)</sup>	Voltage	Lens	Output (nominal lumens)	Color and Color Temperature <sup>(7)</sup>	Color Rendering	Distributions	Finish	Spun Cupola Finish <sup>(14)</sup>	Control	Options	Mounting Options	
<b>PUR100T</b> Pure 100T	<b>120</b> 120 volts	<b>CSL</b> Clearsite lens <sup>(2) (3)</sup>	<b>S40</b> 4000lm <sup>(6)</sup>	<b>22K</b> 2200K <sup>(8)</sup>	<b>CRI 70</b> CRI 70+ <sup>(9)</sup>	<b>2</b> Type II	<b>BK</b> Black Sandtex®	<b>CF</b> Painted copper	<b>DIM</b> 0-10V dimming <sup>(15)</sup>	<b>CRC</b> Corrosion-resistant coating <sup>(16)</sup> <sup>(17)</sup>	<b>TN4</b> Top-Mount (4 in Tenon Adaptor)	
<b>PUR212T</b> Pure 212T	<b>208</b> 208 volts	<b>SSL</b> Softsite lens <sup>(4) (5)</sup>	<b>S60</b> 6000lm	<b>27K</b> 2700K <sup>(8)</sup>	<b>CRI 80</b> CRI 80+ <sup>(10)</sup>	<b>2BLS</b> Type II backlight shield	<b>BRZ</b> Bronze Sandtex®					
<b>PUR213T</b> Pure 213T	<b>240</b> 240 volts		<b>M80</b> 8000lm	<b>30K</b> 3000K		<b>3</b> Type III						<b>SI</b> Silver Sandtex®
<b>PUR312T</b> Pure 312T	<b>277</b> 277 volts		<b>M110</b> 11 000lm	<b>35K</b> 3500K		<b>3BLS</b> Type III backlight shield						<b>BKTX</b> Textured black
<b>PUR313T</b> Pure 313T	<b>347</b> 347 volts		<b>M150</b> 15 000lm	<b>40K</b> 4000K		<b>4</b> Type IV						<b>BRZTX</b> Textured bronze non-metallic
<b>PUR322T</b> Pure 322T	<b>480</b> 480 volts		<b>L170</b> 17 000lm	<b>57K</b> 5700K		<b>4BLS</b> Type IV backlight shield						<b>GRATX</b> Textured medium gray
<b>PUR323T</b> Pure 323T			<b>L200</b> 20 000lm			<b>5S</b> Type V square						<b>GRNTX</b> Textured green
<b>PUR500T</b> Pure 500T			<b>L30</b> 3000lm Softsite <sup>(5)</sup>			<b>5</b> Type V Softsite <sup>(4)</sup>						<b>WHTX</b> Textured white
			<b>L50</b> 5000lm Softsite <sup>(5)</sup>									<b>CC</b> Custom color & finish <sup>(11) (12) (13)</sup>
			<b>L70</b> 7000lm Softsite <sup>(5)</sup>									

**Notes:**

1. Consult Related Products section on webpage for a selection of compatible decorative arms, decorative poles (sold separately).
2. Available with S40, S60, M80, M110, M150, L170 and L200 output options only.
3. Available with types 2, 2BLS, 3, 3BLS, 4, 4BLS and 5S distribution only.
4. Available with L30, L50 and L70 output options only.
5. Available with type 5 distribution only.
6. Available up to 277V.
7. Consult factory for more color temperature options.
8. Available for CRI 80 only.
9. Binning within a 3-step MacAdam ellipse, with the exception of 5700K.
10. Binning within a 2-step MacAdam ellipse, with the exception of 2200K and 5700K.

11. Specify RAL number followed by "TX" for textured finish (ex: RAL9007TX) or STX for Sandtex finish (ex: RAL9007STX). Textured or Sandtex finishes are recommended for the durability of all products. If a finish is not specified with the RAL number (ex: RAL9007), a glossy finish will be provided. Please consult factory for other RAL textures and glosses, or to match alternate color charts. Final color matching results may vary.
12. Setup charges apply for RAL colors. Consult factory for details.
13. Longer lead times can be expected for custom RAL color finishes.
14. Spun cupola finish option available only when housing with spun cupola is selected (PUR212T, PUR213T, PUR312T, PUR313T, PUR322T or PUR323T). Spun cupola finish matches fixture housing colour if CF is not selected.
15. DIM control can be used as NO (On/off control) if no data is required.
16. Use only when exposed to salt spray. This option is not required for normal outdoor exposure.
17. Setup charges apply. Consult factory for details.
18. Available with PUR100T housing only.
19. Only one receptacle can be specified per fixture.