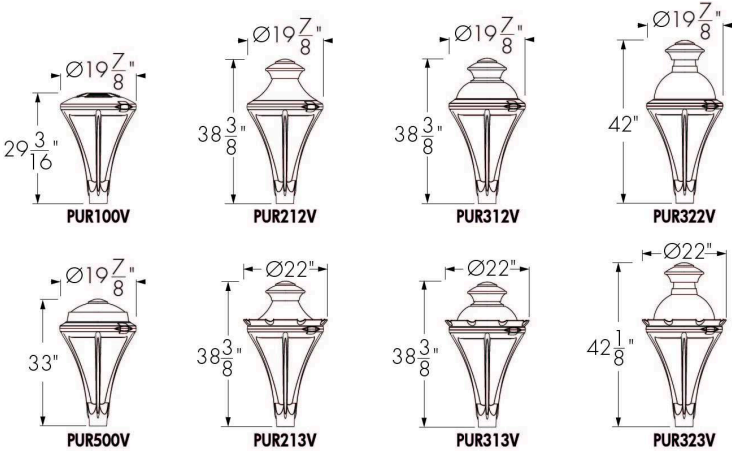


Project Name

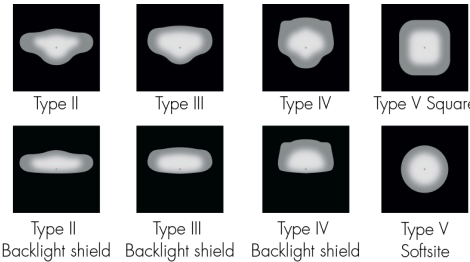
Qty

Type

Catalog / Part Number



Distributions



Colors and Color Temperatures



Control

ON/OFF 0-10V

Rating

IP66 (optical chamber)

Certifications



Description

Energy efficient and designed to limit up-light, the Pure V is a versatile solution for a range of urban lighting applications, creating unique outdoor environments, while also protecting the night sky.

Features

Color and Color Temperature	2200K, 2700K, 3000K, 3500K, 4000K, 5700K
Distributions	Type II, Type III or Type IV (with or without backlight shield), Type 5 square and Type V Softsite
Options	Corrosion-Resistant Coating for Hostile Environments, Surge Protector, 5-Pin Receptacle With or Without Shorting Cap, 7-Pin Receptacle With or Without Shorting Cap
Mounting Options	Top-Mount (4 in Tenon Adapter)
Warranty	5-year limited warranty

Performance

Output (Nominal Lumens)	Minimum 3000lm / Maximum 20000lm
Color Rendering	3 SDCM for CRI 70+ and 2 SDCM for CRI 80+
Lumen Maintenance	TM-21 L70 527,000 hrs (projected, Ta 77 °F), 36,000 hrs (reported, Ta 77 °F)

DarkSky	DarkSky compliant (2200K, 2700K and 3000K color temperatures, BUG rating of U0)
---------	---

Physical

Housing Material	Die cast low copper 360 aluminum alloy
Spun Cupola Finish	Painted copper
Lens Material	Optical Tempered Clear Glass (Clearsite Lens), Optical tempered opal glass (Softsite lens)
Weight	Up to 40 lbs

EPA	Up to 1.37 ft²
Surface Finish	Super durable resistant exterior polyester powder coating meets AAMA 2604-98 requirements (5-years Florida exposure). A corrosion resistant finish (CRC) pre-finish is available to meet ASTM B-117 & ASTM D-1654 (salt spray resistance) and ASTM D-2247 requirements (humidity resistance).

Electrical and Control

Voltage	120 Volts, 208 Volts, 240 Volts, 277 Volts, 347 Volts, 480 Volts
Control	On/Off Control, 0-10V Dimming

Environmental

Storage Temperature	-40 °F to 122 °F (device must reach start-up temperature value before operating)
Start-up Temperature	-40 °F to 104 °F (-13 °F to 104 °F for 120V combined with M80, L170, L30 Softsite, L50 Softsite or L70 Softsite output)
Operating Temperature	-40 °F to 104 °F (-13 °F to 104 °F for 120V combined with M80, L170, L30 Softsite, L50 Softsite or L70 Softsite output)
Ingress Protection Rating	IP66 (optical chamber)
Environment	Dry/damp/wet location

Decorative arms (Order Separately, Consult Related Specification Sheets for Details)

Compatible decorative arms	Post-Top Decorative Arm: TN4-Post-Top (4 in Tenon Adapter) Luminaire Mounting Option with DT1, DT6 and MC1 Arm Style.
----------------------------	--

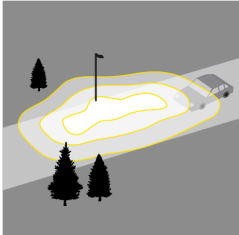
Important

Virtual Patent Marking Notice

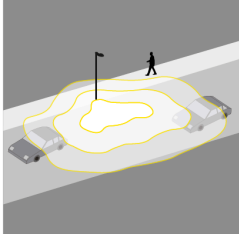
This website (<https://www.lmpg.com/patents-trademarks>) is provided to satisfy the virtual patent marking provisions of applicable jurisdictions. Some products listed may be covered by additional patents not referenced here.

Photometric Information

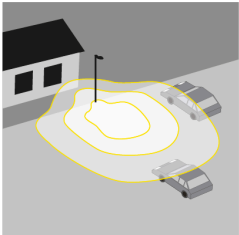
Type II, 4000K, CRI 70+

	Nominal output [lm]	Typical delivered output [lm]	Efficiency (lm/W)	BUG Rating			Typical maximum power 120/277V (W)
				B	U	G	
	S40	3,055	99	1	0	1	31
	S60	4,735	86	1	0	1	55
	M80	6,263	98	2	0	2	64
	M110	8,554	93	2	0	2	92
	M150	11,304	86	2	0	2	132
	L170	12,678	87	3	0	3	146
	L200	15,229*	82	3*	0*	3*	185

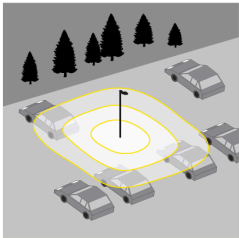
Type III, 4000K, CRI 70+

	Nominal output [lm]	Typical delivered output [lm]	Efficiency (lm/W)	BUG Rating			Typical maximum power 120/277V (W)
				B	U	G	
	S40	3,444	111	1	0	1	31
	S60	5,338	97	1	0	1	55
	M80	7,061	110	2	0	2	64
	M110	9,644	105	2	0	2	92
	M150	12,743	97	2	0	2	132
	L170	14,293	98	3	0	3	146
	L200	17,169*	93	3*	0*	3*	185

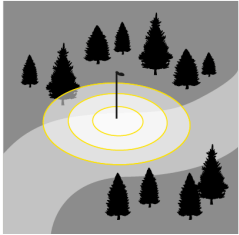
Type IV, 4000K, CRI 70+

	Nominal output [lm]	Typical delivered output [lm]	Efficiency (lm/W)	BUG Rating			Typical maximum power 120/277V (W)
				B	U	G	
	S40	3,085	100	1	0	1	31
	S60	4,781	87	2	0	2	55
	M80	6,323	99	2	0	2	64
	M110	8,637	94	2	0	2	92
	M150	11,413	87	3	0	3	132
	L170	12,801	88	3	0	3	146
	L200	15,377*	83	3*	0*	3*	185

Type V Square, 4000K, CRI 70+

	Nominal output [lm]	Typical delivered output [lm]	Efficiency (lm/W)	BUG Rating			Typical maximum power 120/277V (W)
				B	U	G	
	S40	3,332	108	2	0	1	31
	S60	5,165	94	3	0	1	55
	M80	6,832	107	3	0	1	64
	M110	9,331	101	3	0	2	92
	M150	12,330	93	4	0	2	132
	L170	13,830	95	4	0	2	146
	L200	16,604*	90	4*	0*	3*	185

Type V Softsite, 4000K, CRI 70+

	Nominal output [lm]	Typical delivered output [lm]	Efficiency (lm/W)	BUG Rating			Typical maximum power 120/277V (W)
				B	U	G	
	L30	2,430	53	1	0	1	47
	L50	4,712	49	2	0	1	97
	L70	6,405	44	2	0	1	146

*Photometric performance is measured in compliance with IESNA LM-79-24. Due to rapid and continuous advance in LED technology, photometric information is subject to change without notice.

Lumencool™ Technology

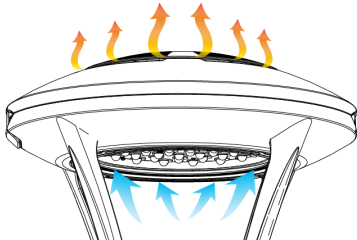
Lumencentro's innovative design uses Lumencool technology to regulate temperature and increase outputs. Lumencentro's allows air to flow between the driver and the LED board, maximising the surface area, increasing output and lifetime

Water Management



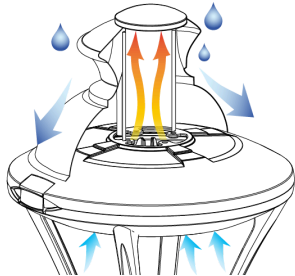
Designed to run the rain off, keeping the interior bone dry, while simultaneously letting the heat out.

Heat Management



Lumencentro raises the bar on heat management to achieve higher lumen outputs, a longer life, and a better quality of light and efficiency.

Luminaire With Decorative Housing Options

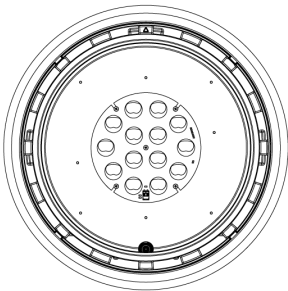


All housing options featuring an intern chimney that helps to evacuate the heat.

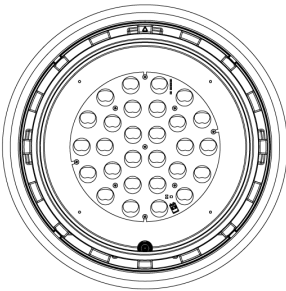
Optical System

LED board size

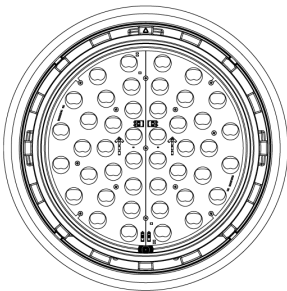
Small (4000lm to 6000lm)



Medium (8000lm to 15000lm)

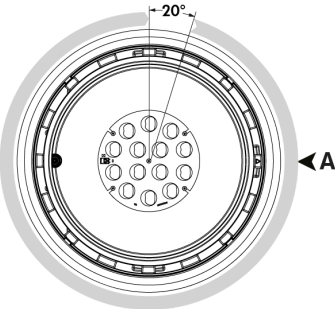


Large (17000lm to 20000lm)



Type V Softsite is available with large LED board only (3000lm to 7000lm).

Rotating Optical System



Increase flexibility and ease alignment with street side on-site with a rotating 20° increments Optical System.

- A - Street Dide
- B - LED Board
- C - (4X) 1/4-20 Bolt with 11/16 Flat Washers and Lock Washers
- D - (4X) Bracket

Backlight Shield*



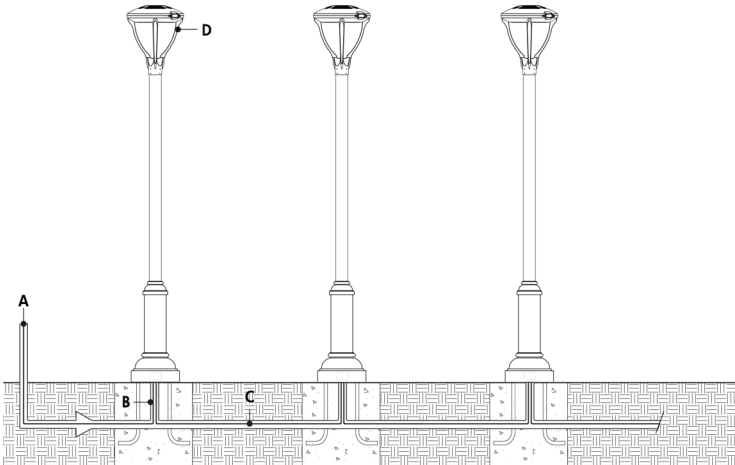
- *Small, medium and large LED boards size have the same full coverage backlight shield pieces.
- *Backlight sheild available with Type II, Type III and Type IV only.
- *Backlight shield is factory installed.

Typical Wiring Diagrams

Wiring Color Code

Color	Black	White	Green	Purple	Gray
Use	Line	Line/Neutral	Ground	0-10V+	0-10V-

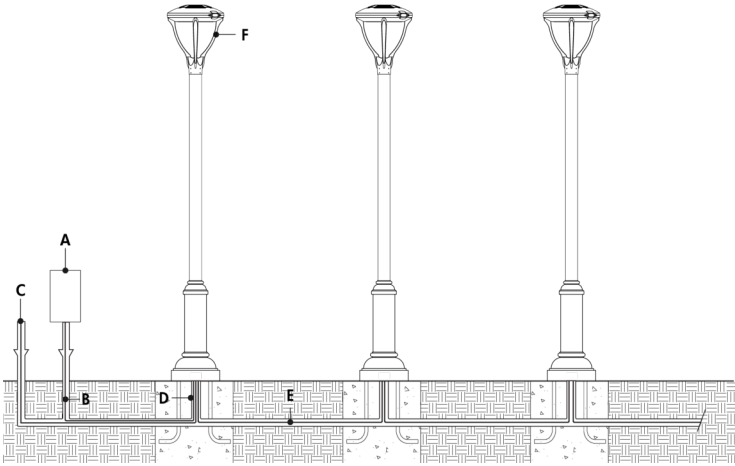
On/Off Control (NO)



- A - Power input (120-480V, wiring by others)
- B - Conduit (by others)
- C - Power wiring (by others)
- D - Pure pole top

- Consult factory for specific applications and maximum fixture count/cable length recommendations.

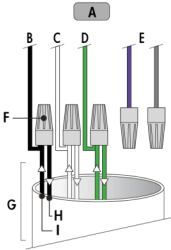
0-10V Dimming (DIM)



- A - Dimmer (by others)
- B - Data wiring (by others)
- C - Power input (120-480V, wiring by others)
- D - Conduit (by others)
- E - Power and data wiring (by others)
- F - Pure pole top

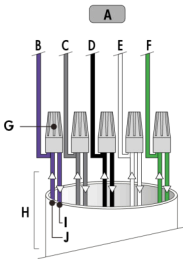
- Consult factory for specific applications and maximum fixture count/cable length recommendations.
- 0-10V mA ratings: passive dimmer (Current Sink): 3mA per fixture, active dimmer (Current Source): 0.5mA per fixture.
- 1% minimum dimming value.

On/Off Control (NO) - Wiring Detail



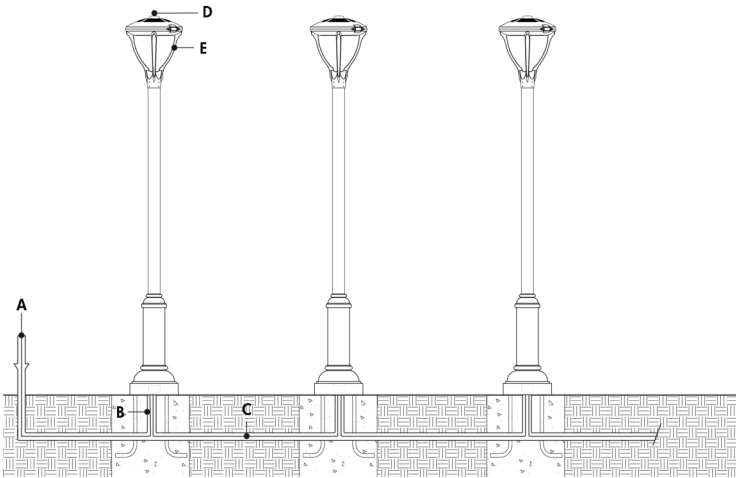
- A - To fixture
- B - Line
- C - Line/Neutral
- D - Ground
- E - Not required
- F - Wire-nuts (by others)
- G - Conduit (by others)
- H - To next fixture
- I - Power input or from previous fixture

0-10V Dimming (DIM) - Wiring Detail



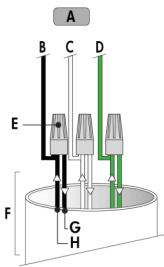
- A - To fixture
- B - 0-10V +
- C - 0-10V -
- D - Line
- E - Line/Neutral
- F - Ground
- G - Wire-nuts (by others)
- H - Conduit (by others)
- I - To next fixture
- J - Power input and from third party dimmer or from previous fixture

5 Pins & 7Pins Receptacle Control (SPR5, SPR7)



- A - Power input (120-480V, wiring by others)
- B - Conduit (by others)
- C - Power wiring (by others)
- D - Photoelectric control
- E - Pure pole top

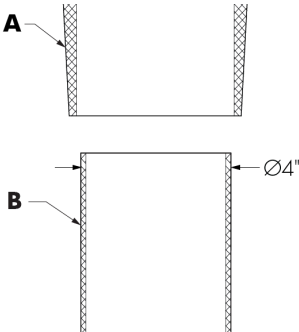
5 pins & 7pins Receptacle Control (SPR5, SPR7) - Wiring Detail



- A - To fixture
- B - Line
- C - Neutral
- D - Ground
- E - Wire-nuts (by others)
- F - Conduit (by others)
- G - To next fixture
- H - Power input or from previous fixture

Mounting Options

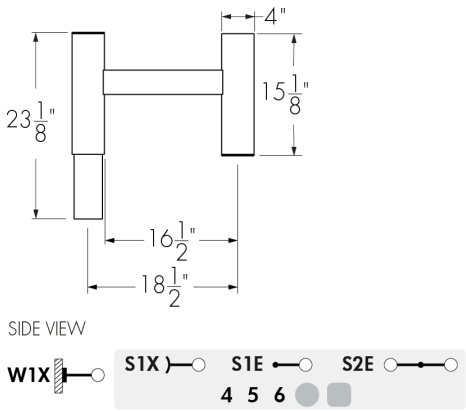
TN4 - Top-Mount (4 in Tenon Adaptor)



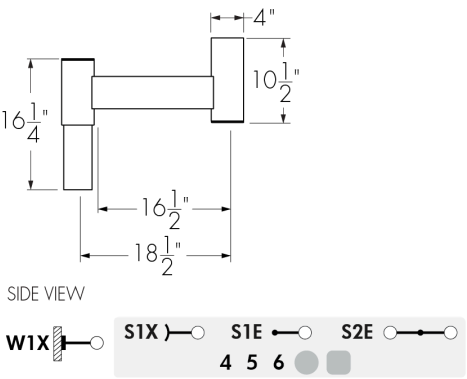
- A - Luminaire
- B - Decorative Arm

TN4 - Top-Mount (4 in Tenon Adaptor) Arm Style Dimensions

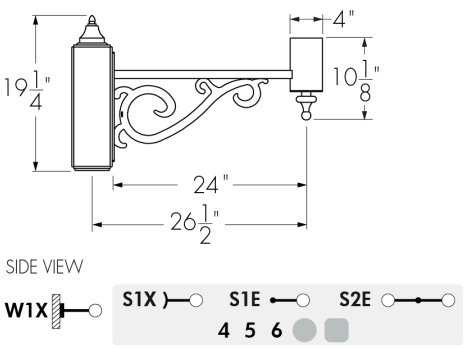
DT1 Arm Style



DT6 Arm Style



MC1 Arm Style



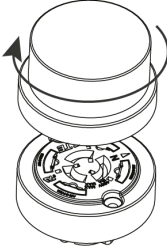
- Mid-pole/mid-luminaire distance is based on 4 in pole (add 1/2 in for 5 in pole and 1 in for 6 in pole).

Options

SPR5 and SPR7 - 5-Pin and 7-Pin Receptacles



SPR5 SC and SPR7 SC - 5-Pin and 7-Pin Receptacles with Shorting Cap



- Dimming receptacle meets ANSI C136.41 Standard.

How to Order

Housing ⁽¹⁾	Voltage	Lens	Output (Nominal Lumens)	Color and Color Temperature ⁽⁷⁾	Color Rendering	Distributions	Finish	Spun Cupola Finish ⁽¹⁴⁾	Control	Option	Mounting Options
PUR100V Pure 100V	120 120 Volts	CSL Clearsite Lens ^{(2) (3)}	S40 4000lm ⁽⁴⁾	22K 2200K ⁽⁸⁾	CRI 70 CRI 70+ ⁽⁹⁾	2 Type II	BK Black Sandtex®	CF Painted copper	DIM 0-10V Dimming ⁽¹⁵⁾	CRC Corrosion- Resistant Coating ⁽¹⁶⁾ ⁽¹⁷⁾	TN4 Top-Mount (4 in Tenon Adapter)
PUR212V Pure 212V	208 208 Volts	SSL Softsite lens ^{(4) (5)}	S60 6000lm	27K 2700K ⁽⁸⁾	CRI 80 CRI 80+ ⁽¹⁰⁾	2BLS Type II Backlight Shield	BRZ Bronze Sandtex®				
PUR213V Pure 213V	240 240 Volts		M80 8000lm	30K 3000K		3 Type III	SI Silver Sandtex®				
PUR312V Pure 312V	277 277 Volts		M110 11 000lm	35K 3500K		3BLS Type III Backlight Shield	SI Silver Sandtex®				
PUR313V Pure 313V	347 347 Volts		M150 15 000lm	40K 4000K		4 Type IV	BKTX Textured Black				
PUR322V Pure 322V	480 480 Volts		L170 17 000lm	57K 5700K		4BLS Type IV Backlight Shield	BRZTX Textured Bronze Non- Metallic				
PUR323V Pure 323V			L200 20 000lm			5S Type V Square	GRATX Textured Medium Gray				
PUR500V Pure 500V			L30 3000lm Softsite ⁽⁵⁾			5 Type V Softsite ⁽⁴⁾	GRNTX Textured Green				
			L50 5000lm Softsite ⁽⁵⁾				WHTX Textured White				
			L70 7000lm Softsite ⁽⁵⁾				CC Custom Color & Finish ^{(11) (12) (13)}				
										SP Surge Protector	
										SPR5 5-Pin Receptacle ^{(18) (19)}	
										SPR5 SC 5-Pin Receptacle with Shorting Cap ^{(18) (19)}	
										SPR7 7-Pin Receptacle ^{(18) (19)}	
										SPR7 SC 7-Pin Receptacle with Shorting Cap ^{(18) (19)}	

Notes:

1. Consult Related Products section on webpage for a selection of compatible decorative arms (sold separately).

2. Available with S40, S60, M80, M110, M150, L170 and L200 output options only.

3. Available with types 2, 2BLS, 3, 3BLS, 4, 4BLS and 5S distribution only.

4. Available with L30, L50 and L70 output options only.

5. Available with type 5 distribution only.

6. Available up to 277V.

7. Consult factory for more color temperature options.

8. Available for CRI 80 only.

9. Binning within a 3-step MacAdam ellipse, with the exception of 5700K.

10. Binning within a 2-step MacAdam ellipse, with the exception of 2200K and 5700K.
11. Specify RAL number followed by "TX" for textured finish (ex: RAL9007TX) or STX for Sandtex finish (ex: RAL9007STX). Textured or Sandtex finishes are recommended for the durability of all products. If a finish is not specified with the RAL number (ex: RAL9007), a glossy finish will be provided. Please consult factory for other RAL textures and glosses, or to match alternate color charts. Final color matching results may vary.

12. Setup charges apply for RAL colors. Consult factory for details.

13. Longer lead times can be expected for custom RAL color finishes.

14. Spun cupola finish option available only when housing with spun cupola is selected (PUR212V, PUR213V, PUR312V, PUR313V, PUR322V or PUR323V). Spun cupola finish matches fixture housing colour if CF is not selected.

15. DIM control can be used as NO (On/Off control) if no data is required.

16. Use only when exposed to salt spray. This option is not required for normal outdoor exposure.

17. Setup charges apply. Consult factory for details.

18. Available with PUR100V housing only.

19. Only one receptacle can be specified per fixture.