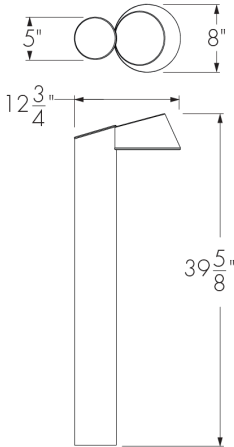


Project Name

Qty

Type

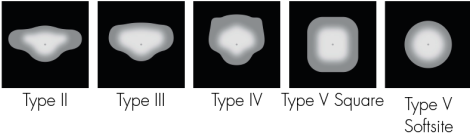
Catalog / Part Number



Top view

Side view

Distributions



Colors and Color Temperatures



Control

ON/OFF 0-10V

Rating

IP66 (optical chamber)

Certifications



Description

No other bollard keeps light spill out of the skies and the eyes of passersby like the Lumenicon Bollard. Here's to safely exploring park paths, sidewalks, walkways, bicycle paths, public areas, and building entryways. Here's to safer neighborhoods. Here's to the streetwise and vandal-proof Lumenicon Bollard tested to be as sturdy as the most stalwart urban furniture. Here's to the Lumenicon Bollard.

Features

Color and Color Temperature	2200K, 2700K, 3000K, 3500K, 4000K, 5700K
Distributions	Type II, Type III or Type IV , Type 5 square and Type V Softsite
Option	Corrosion-Resistant Coating for Hostile Environments Surge Protector Photoelectric Cell Button Type
Warranty	5-year limited warranty

Performance

Output (Nominal Lumens)	1000lm, 1500lm, 2500lm
Color Rendering	CRI 70+, CRI 80+
Lumen Maintenance	L70 120,000hrs (Ta 25 °C [77 °F])
DarkSky	DarkSky compliant (2200K, 2700K and 3000K color temperatures, BUG rating of U0)

Physical

Housing Material	Aluminum
Lens Material	Optical Tempered Clear Glass (Clearsite Lens), Optical tempered opal glass (Softsite lens)
Dual-Color Option	Black Sandtex Fixture/Silver Sandtex Cap and Ring, Silver Sandtex Fixture/Black Sandtex Cap and Ring

Hardware	Tamper-proof screws
Weight	17 lbs
EPA	1.26 ft²

Electrical and Control

Voltage	120 Volts, 208 Volts, 240 Volts, 277 Volts, 347 Volts, 480 Volts
Control	On/Off Control, 0-10V Dimming

Environmental

Storage Temperature	-40 °F to 122 °F (device must reach start-up temperature value before operating)
Start-up Temperature	-40 °F to 104 °F
Operating Temperature	-40 °F to 104 °F
Ingress Protection Rating	IP66 (optical chamber)
Environment	Dry/damp/wet location


Important

Virtual Patent Marking Notice

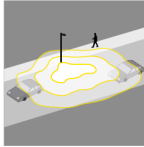
This website (<https://www.lmpg.com/patents-trademarks>) is provided to satisfy the virtual patent marking provisions of applicable jurisdictions. Some products listed may be covered by additional patents not referenced here.

Photometric Information

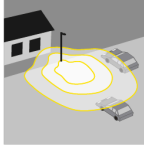
Type II, 4000K, CRI 80+

	Nominal output [lm]	Typical delivered output [lm]	Efficiency (lm/W)	BUG Rating			Typical maximum power 120/277V (W)	
				B	U	G		
	SO	853	78	0	0	0	11	
	RO	1,681	73	73	1	0	1	23
	HO	2,576*	81*	81*	1*	0*	1*	32


Type III, 4000K, CRI 80+

	Nominal output [lm]	Typical delivered output [lm]	Efficiency (lm/W)	BUG Rating			Typical maximum power 120/277V (W)
				B	U	G	
	SO	925	84	0	0	0	11
	RO	1,823	79	79	1	0	1
HO	2,794*	87*	87*	1*	0*	1*	32


Type IV, 4000K, CRI 80+

	Nominal output [lm]	Typical delivered output [lm]	Efficiency (lm/W)	BUG Rating			Typical maximum power 120/277V (W)	
				B	U	G		
	SO	768	70	0	0	1	11	
	RO	1,513	66	66	1	0	1	23
	HO	2,319*	73*	73*	1*	0*	1*	32

Type V Square, 4000K, CRI 80+

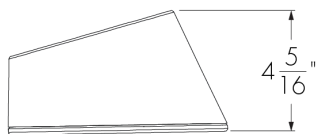
	Nominal output [lm]	Typical delivered output [lm]	Efficiency (lm/W)	BUG Rating			Typical maximum power 120/277V (W)
				B	U	G	
	SO	831	76	0	0	1	11
	RO	1,637	71	1	0	1	23
	HO	2,519	79	1	0	1	32

Type V Softsite, 4000K, CRI 80+

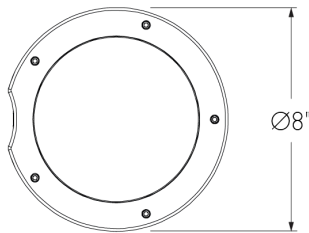
	Nominal output [lm]	Typical delivered output [lm]	Efficiency (lm/W)	BUG Rating			Typical maximum power 120/277V (W)
				B	U	G	
	SO	441	40	0	0	0	11
	RO	854	37	0	0	0	23
	HO	1,324	41	1	0	0	32

*Photometric performance is measured in compliance with IESNA LM-79-24. Due to rapid and continous advance in LED technology, photometric information is subject to change without notice.

Luminaire Head Dimensions

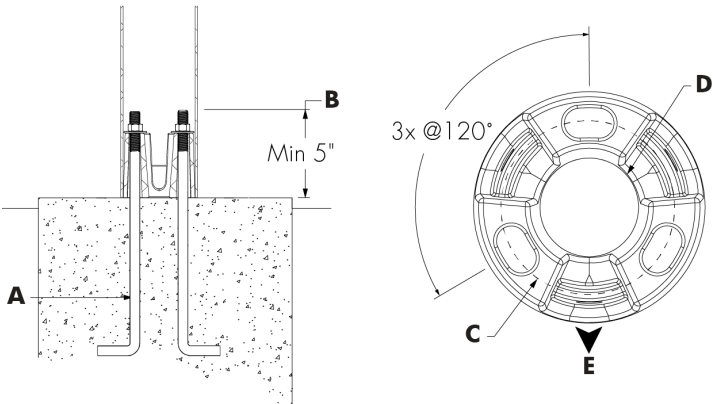


Side view



Bottom view

Assembly Details



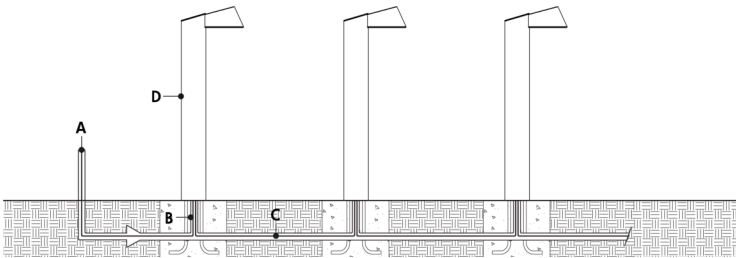
- A - (3x) Ø1/2 in by 12 in long anchor bolts with flats washers and nuts for each
- B - At least 5 in of the anchor bolts must be above ground for installation
- C - Bolt circle Ø3 7/16 in
- D - Hole for conduit (conduit by others, maximum Ø1 3/4 in)
- E - Street side/Light side

Typical Wiring Diagrams

Wiring Color Code

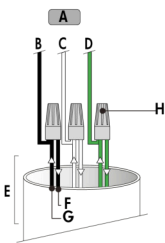
Color	Black	White	Green	Purple	Gray
Use	Line	Line/Neutral	Ground	0-10V+	0-10V-

On/Off Control (NO)



- A - Power input (120-480V, wiring by others)
- B - Conduit (by others)
- C - Power wiring (by others)
- D - Lumenicon Bollard

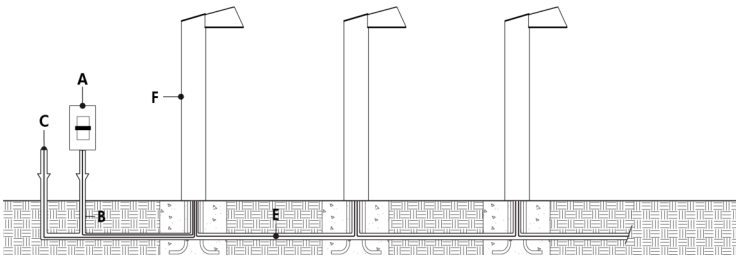
On/Off Control (NO) - Wiring Detail



- A - To fixture
- B - Line
- C - Line/Neutral
- D - Ground
- E - Conduit (by others)
- F - To next fixture
- G - Power input or from previous fixture
- H - Wire-nuts (by others)

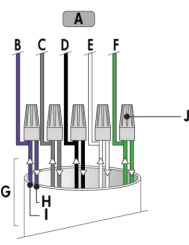
- Consult factory for specific applications and maximum fixture count/cable length recommendations.

0-10V Dimming (DIM)



- A - Dimmer (by others)
- B - Data wiring (by others)
- C - Power input (120-480V, wiring by others)
- D - Conduit (by others)
- E - Power and data wiring (by others)
- F - Lumenicon Bollard

0-10V Dimming (DIM) - Wiring Detail



- A - To fixture
- B - 0-10V +
- C - 0-10V -
- D - Line
- E - Neutral
- F - Ground
- G - Conduit (by others)
- H - To next fixture
- I - Power input or from previous fixture
- J - Wire-nuts (by others)

- Consult factory for specific applications and maximum fixture count/cable length recommendations.
- 0-10V mA ratings: passive dimmer (Current Sink): 3mA per fixture, active dimmer (Current Source): 0.5mA per fixture.
- 1% minimum dimming value.

How to Order

Housing	Voltage	Lens	Output (Nominal Lumens) ⁽³⁾	Color and Color Temperature	Color Rendering	Distributions	Finish	Dual-Color Option	Dual-Color Finish Option ⁽⁸⁾	Control	Option	Anchor Bolts Option
LIB Lumenicon Bollard	120 120 Volts	CSL Clearsite Lens ⁽¹⁾	SO 1000lm	22K 2200K	CRI 70 CRI 70+	2 Type II	BK Black Sandtex®	c Dual- Color	BK Silver Sandtex® fixture with Black Sandtex® top cover and ring ⁽⁹⁾	NO On/Off Control DIM 0-10V Dimming	CRC Corrosion-Resistant Coating ⁽¹²⁾ ⁽¹³⁾ SP Surge Protector PB Photoelectric Cell Button Type ⁽¹⁴⁾	AB Anchor Bolts ⁽¹⁵⁾
	208 208 Volts	SSL Softsite lens ⁽²⁾	RO 1500lm	27K 2700K	CRI 80 CRI 80+ ⁽⁴⁾	3 Type III	BRZ Bronze Sandtex®		SI Black Sandtex® fixture with Silver Sandtex® top cover and ring ⁽¹⁰⁾			
	240 240 Volts		HO 2500lm	30K 3000K		4 Type IV	SI Silver Sandtex®					
	277 277 Volts			35K 3500K		5S Type V Square	BKTX Textured Black		CC Custom Color and Finish Fixture with Top Ccover and Ring Custom Color and Finish (Please Specify RAL Color) ⁽⁵⁾ ⁽⁶⁾ ⁽⁷⁾ ⁽¹¹⁾			
	347 347 Volts			40K 4000K		5 Type V Softsite	BRZTX Textured Bronze Non- Metallic					
	480 480 Volts			57K 5700K			GRATX Textured Medium Gray GRNTX Textured Green WHTX Textured White CC Custom Color & Finish ⁽⁵⁾ ⁽⁶⁾ ⁽⁷⁾					

- Notes:
1. Available with types 2, 3, 4, and 5S distribution only.

2. Available with type 5 distribution only.

3. Lumen output will vary according to the lens and distribution specified for the fixture. Please consult the photometric information section of the specification sheet for more details.

4. CRI 80 available for 22K, 27K, 30K, 35K and 40K color temperatures only.

5. Specify RAL number followed by "TX" for textured finish (ex: RAL9007TX) or STX for Sandtex finish (ex: RAL9007STX). Textured or Sandtex finishes are recommended for the durability of all products. If a finish is not specified with the RAL number (ex: RAL9007), a glossy finish will be provided. Please consult factory for other RAL textures and glosses, or to match alternate color charts. Final color matching results may vary.

6. Setup charges apply for RAL colors. Consult factory for details.

7. Longer lead times can be expected for custom RAL color finishes.

8. Required only if Dual-Color Option is specified.

9. Available with SI finish option only.

10. Available with BK finish option only.

11. Available with CC finish option only.

12. Use only when exposed to salt spray. This option is not required for normal outdoor exposure.

13. Setup charges apply. Consult factory for details.

14. Not available with 480V voltage option or DIM control option.

15. Anchor bolts provided with double nuts, washers and template. One template provided for every 5 luminaires.