



+



+



+



Name this story

- **Mini quiz**
4 fun questions
- **Your beautiful crown**
Create and decorate your own crown to be the most beautiful prince-ss in the palace!
- **1,2,3... Memory!**
Hide and seek in the castle with Suzanne

Today's date



One day, one story





+



+



+



Mini quiz

QUESTION 1

Can you find the old book Suzanne was reading in the library?

The old book is in the pile under Suzanne's hand

The old book isn't blue or green

The old book has yellow on its spine

The old book isn't placed vertically





+



+



+


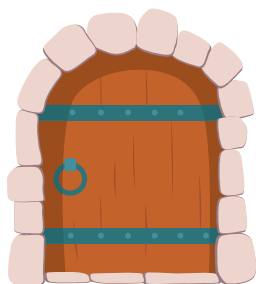


Mini quiz

QUESTION 2

Who opens the door of the castle?

Find the correct path.





+



+



+



Mini quiz

QUESTION 3

What advice does Suzanne give the Princess so that she doesn't get bored?



paint



sail



play an instrument



cook



read



write



do DIY



play with a ball



have a bath





+



+



+




Mini quiz

QUESTION 4

What does Suzanne give the Princess to help her read?

Trace the shape and colour in the drawing.





+



+



+



Your beautiful crown

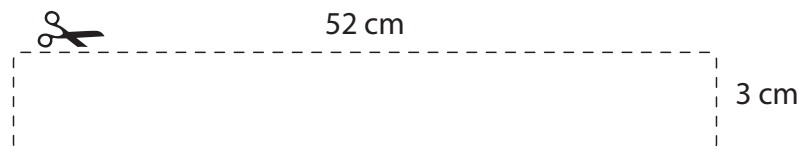
ACTIVITY 1

Create and decorate your own crown to be the most beautiful prince-ss in the palace!

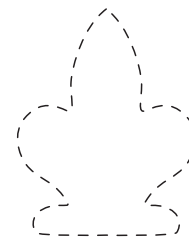
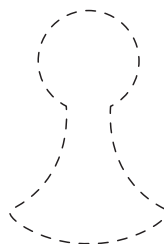

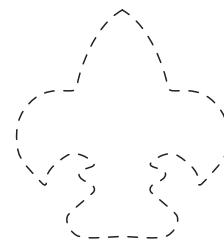
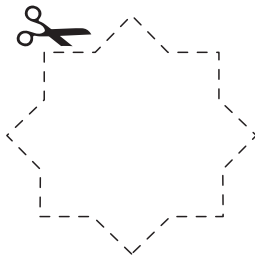
Part 1/2

Cut out the parts

Take some cardboard if possible, trace a large rectangle of 52cm by 3cm and cut it out. You can ask an adult to help you out. Otherwise, you can cut out the pattern on the following page.



Cut out the shapes below, these will be useful to decorate your crown.
You can also invent lots of other shapes if you'd like to!







+



+



+



Your beautiful crown

ACTIVITY 1

Create and decorate your own crown to be the most beautiful prince-ss in the palace!

Part 2/2

Decorate your crown

Once your crown is cut out, you can decorate it using coloured pencils, felt pens, paint, glitter and stickers... In short, anything can work!



Put your crown together

When you are done decorating it, glue the two ends together to make your crown. Wait until it's dried off before putting it on your head!



One day, one story





1,2,3... Memory!

ACTIVITY 2

Hide and seek in the castle with Suzanne

Part 1/3

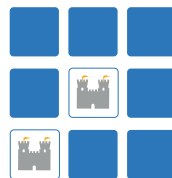
Rules of the game

The aim of the game is simple: gather as many pairs as possible!



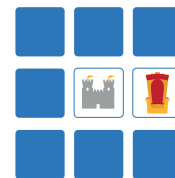
PREPARE YOUR GROUND!

All the cards are laid face down on the table (on or the floor if you would rather play on the floor).



YOU FLIP TWO CARDS OVER!

The first player flips over two cards. If the picture is the same on both cards, the player wins the cards and plays again.



IT'S YOUR OPPONENT'S TURN!

If the two cards don't match, the player puts back the cards face down in the exact same place. Then, it's up to the next player to turn over two cards.

The trick is to remember the location of the cards already turned over.



One day, one story





+



+



+



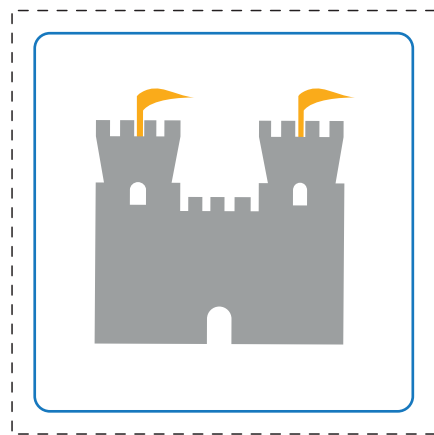

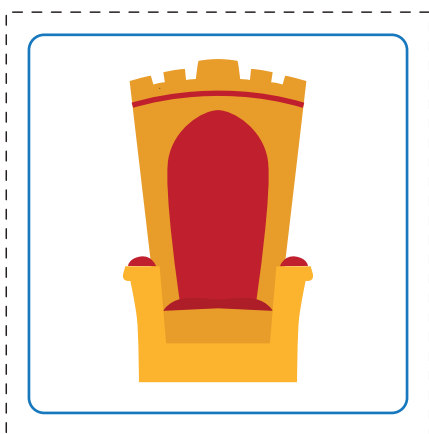



1,2,3... Memory!

ACTIVITY 2

Hide and seek in the castle with Suzanne

Part 2/3



One day, one story

Draw your crown here!





+



+



+




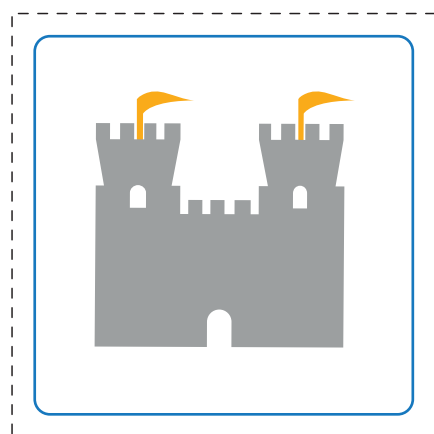


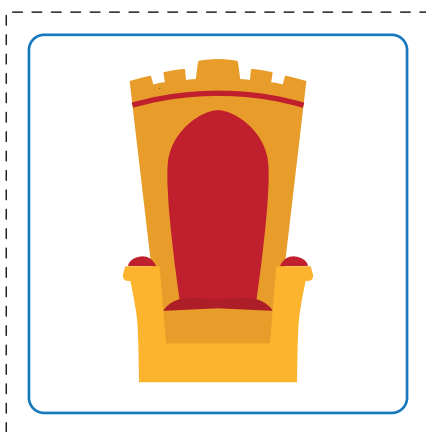



1,2,3... Memory!

ACTIVITY 2

Hide and seek in the castle with Suzanne

Part 3/3



One day, one story

Draw your crown here!





+



+




+



ANSWERS


Mini quiz

- Can you find the old book Suzanne was reading in the library?



- Who opens the door of the castle?

Answer n°3: an old man with a beard



- What advice does Suzanne give the Princess so that she doesn't get bored?

Read

- What does Suzanne give the Princess to help her read?

Glasses

