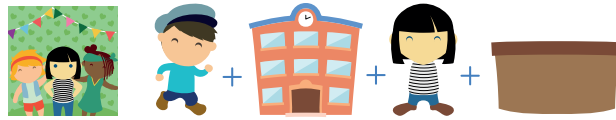




*My*  
**SUPER-MUMMIES**





---

**Name this story**

-----

-----

-----

- **Draw your family**
- **Spot the difference**
- **Create your customised box**

**Today's date**

-----







## Activity n°1

# DRAW YOUR FAMILY

Marius and Josephine are the two heroes in My Super-Mummies. They both have a different family: Josephine lives with her daddy and her mummy. She also has a cat, Moustache, and she often sees her nan. Marius lives with his mummy because his parents are divorced, but he still gets to see his father from time to time.

How is your family? Imagine that the square below is your favourite room in the house: draw the people you live with and yourself!





## Activity n°2

### SPOT THE DIFFERENCE

Everyone in Marius' class made a pretty little box to offer to their mummies.  
This is Nedjma's box, Marius' friend.

Can you spot the 7 differences between the two boxes?  
Circle them on the right-hand side box.





### Activity n°3

## CREATE YOUR CUSTOMISED BOX

Here are a few tips to customise your lovely secret box.  
You can offer it to your mummy, your daddy or anyone you love.

1. Start by cutting out the template on the following page. You can ask for a grown-up to help you out!
2. Paint or colour the box: you can use different colours, add stickers and ribbons.
3. Fold on the dotted lines and glue the grey parts together: you can ask for a grown-up to help you out.
4. Tadaaam! You now have a lovely box ready to be filled with secrets!

Part 1/2

### Kit



scissors



glue



pen

OR



paint



stickers





+



+

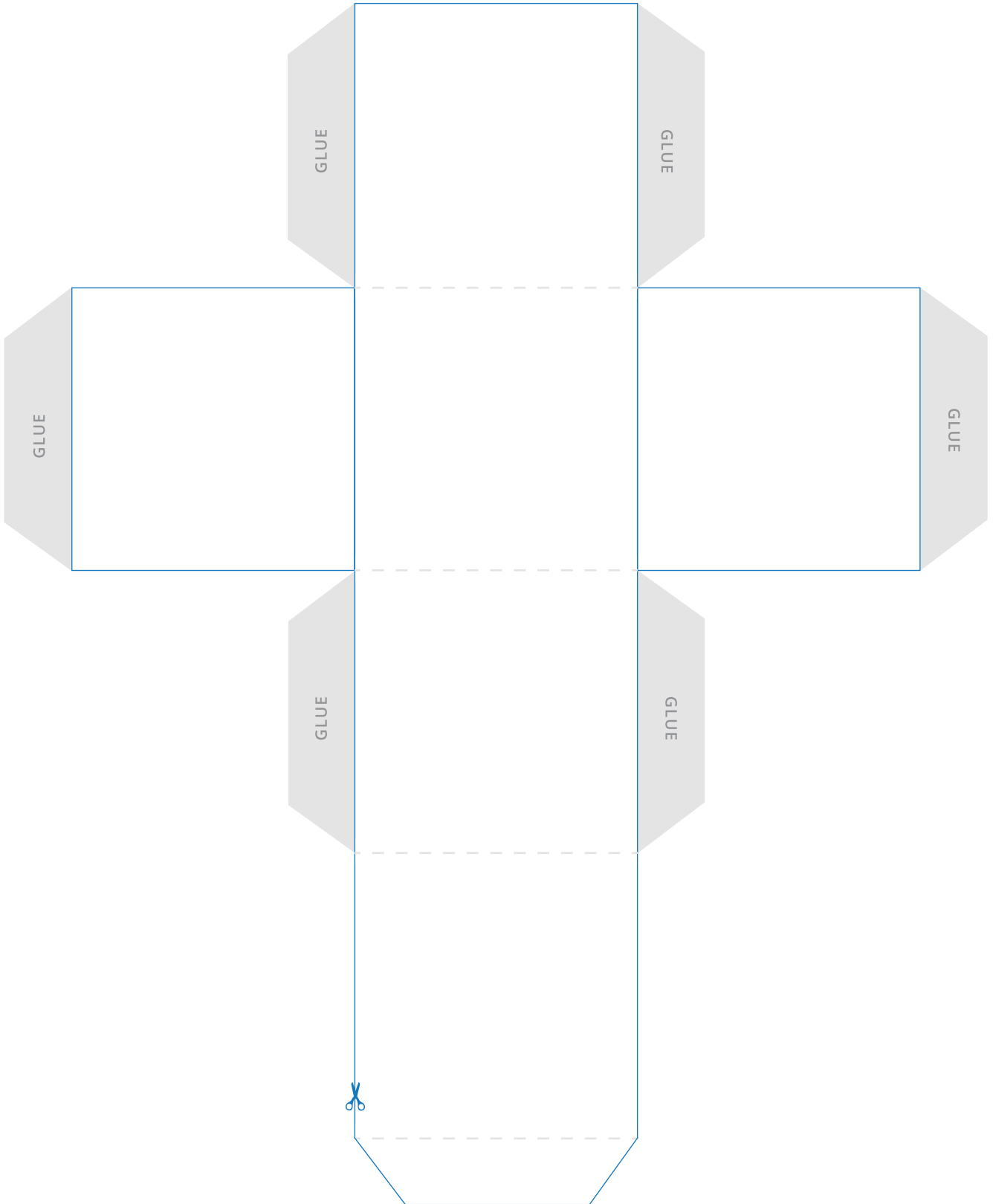


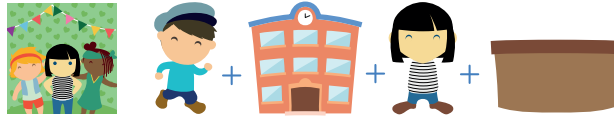
+



---

Part 2/2





## ANSWERS

### Activity n°2

