




my fabulous
storyteller

USER MANUAL

Congratulations on purchasing your Fabulous Storyteller and welcome to our Luniiverse!

We hope that your child will enjoy discovering rich imaginary worlds in our wonderful stories...








About

Hello everybody!

Congratulations on purchasing the Fabulous Storyteller! Your device will tell children fantastic stories of adventures and excitement in which they can choose the hero, the setting, a secondary character and an object.

In the blink of an eye, your Fabulous Storyteller will use these details to **tell children stories** they have just created! **A magical and innovative listening experience** which mixes modern technology and the oral tradition of storytelling.



The Luniii Team

48 stories to get you started!

You
choose



Hero



Setting



Secondary
character



Object

Children can create up to **48 stories** in the first place. These stories will all be different and will lead your children on unforgettable adventures with **Suzanne and Ben**.

When they have exhausted all the possibilities of the starter story album, simply connect your Storyteller to a computer to download new stories! **With Lunii, every day is a new adventure!**



The perfect companion!

You can take the Fabulous Storyteller with you wherever you go so that your child can enjoy fabulous adventures at home and on the road.

Travelling: Simply **plug a headset** into the Storyteller to enable your child to spend the journey creating their own stories, allowing you to relax or focus on the road.

At home: Your child wants to watch TV after school, but you don't want them staring at a screen?


No problem! The Fabulous Storyteller will satisfy their urge to escape into imaginary worlds

Contents of set

Your Fabulous Storyteller

One micro-USB cable

for charging the battery and connecting to the Luniistore™



The Adventures of Suzanne and Ben

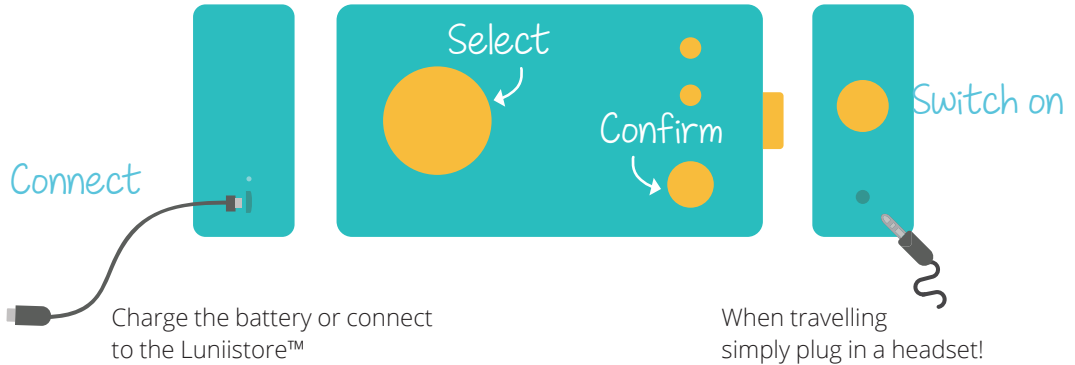
48 original stories

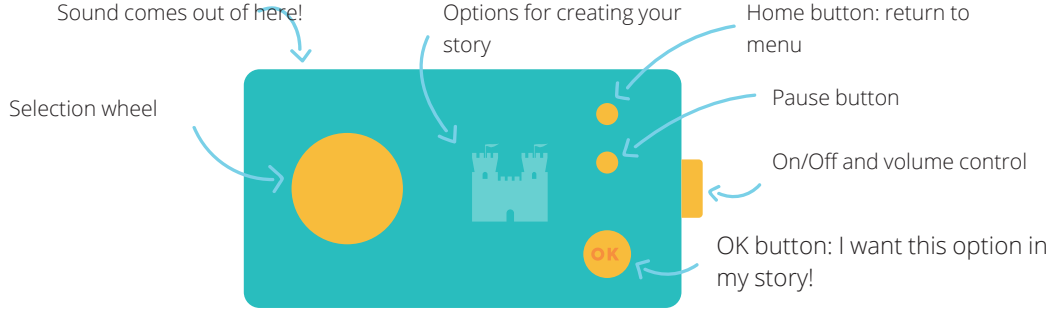


 **lunii**
my fabulous
storyteller
USER MANUAL

User manual

Operation and functions





Selection wheel: turn the selection wheel to display the various options.

OK button: when you have made your choice, press the OK button to confirm.

Home button: press the Home button to go back to the main menu.

Pause button: press the Pause button to put your story on hold, press it again to resume listening.

On/Off and volume control

The volume wheel: To switch on your Storyteller, turn the wheel to position 2. To adjust the volume, simply turn the wheel up one notch to increase or down one notch to reduce the volume. The maximum volume is reached when the wheel is in position 3. To switch off, turn the wheel to position 1.

Position 1



Off

Position 2




On,
minimum volume

Position 3



On,
maximum volume

Micro-USB and audio output



Micro-USB socket:

Recharge the battery or connect to the Luniistore™!


LED:

Red = charging

Green = charged

Audio output:

Plug in a headset or earphones to listen to your stories without interruptions.



Using your Storyteller for the first time

Switch the device on by turning the volume up, as shown on page 12.

If your Fabulous Storyteller does not switch on, it probably needs to be charged; see page 15.

Your Storyteller comes preloaded with **48 stories** about the adventures of *Suzanne and Ben*. When you switch the Storyteller on, you will be asked to **choose a hero and a setting, then a secondary character and, finally, an object**. At each stage, turn the selection wheel to **scroll through the various options, and confirm by pressing the OK button**. Once your four choices have been confirmed, your story will start. And as soon as your story is finished, you can start another one!

Oops, out of battery!

When the battery is empty, the Storyteller will display this logo:

To charge the battery, plug the micro-USB cable into the storyteller. You can then either:

- **Plug the cable into an electrical socket using a USB adaptor (not included)**
- **Plug the cable directly into the USB port of your computer.**

A small LED light above the micro-USB port indicates the charge status. It will be red when your Storyteller is charging and green when the battery is fully charged.




For more information about the battery and charging, see the Safety instructions section on page 22.

luniistore™



The Luniistore™ is the free application that allows you to manage your Storyteller's content. You need to create an account to buy and transfer content onto your Storyteller. You will find hundreds of new stories to download on the Luniistore™!



Install the Luniistore™ on your computer by downloading it from our website lunii.com!

Get the Sweet Dream stories for free when creating your account!



visit
lunii.com

Download the
luniistore™



My account

To access the Luniistore™ functions, you must create a user account. Provide a username, an email address and a password.

Any purchase you make will be linked to this account. Your Storyteller will also be linked to this account (you can link a maximum of 3 Storytellers per account) and you will manage the device's content via the application.

Connecting my Storyteller for the first time

After installing the Luniistore™, open the application. The first time you connect Lunii's Fabulous Storyteller to your computer, you will need to link it to an account.

Doing so couldn't be easier! Simply follow the on-screen prompts. Once you have connected your Storyteller to your account, you will be able to manage your content via the Luniistore™.

Managing content

Now that your Storyteller has been linked, you can view and modify content via the application every time you connect the device.

Once your stories have been downloaded, you can add them to your Storyteller from the library.

If there is no free space on your Storyteller, you can delete old stories to make room for new ones. Don't worry, the older stories will still be available in your library.



Listening to your stories

When you have several albums on your Storyteller

When there are several story albums on your Storyteller, another option will appear during the selection stage, the album selection.

After turning on your Storyteller, choose from the available albums. Scroll through the different albums and press OK to select the one you want to listen to.

Once you have made your selection, follow the instructions. If you want to return to the album selection, just press the Home button twice.

When you only have one story album on your Storyteller

If you only have one album on your Storyteller, you do not need to select an album, it will load automatically.

Standby


If you do not use your Fabulous Storyteller for more than five minutes, it will automatically go to standby mode. Press the OK button to turn it back on.

Repairs

If your Storyteller becomes unresponsive or if the error logo appears, try switching it off and on again.

If this doesn't solve the problem:

Connect your Storyteller to the Luniistore™ and press the *Repair* button on the management interface.



Tips and troubleshooting

Safety instructions



Adult supervision is recommended when using the Storyteller.

Handling: Handle your device with care. It contains sensitive electronic components. These can be damaged if the device is dropped, burned, pierced or crushed, or if it comes into contact with liquids. Do not use a damaged product.

Repairs: Do not open your Storyteller and do not try to repair it yourself. Do not open your Storyteller and do not attempt to repair it yourself without referring to the FAQs on lunii.com or without first seeking assistance from our technical support. Taking the unit apart can result in personal injury or damage to the device. If the device is damaged, does not function correctly or comes into contact with liquids, contact Lunii SAS or the retailer from whom the device was purchased. Please see lunii.com for information about our after-sales service.

Charging: The product has an internal rechargeable Li-ion battery that should be replaced only by Lunii SAS. Before using the device for the first time, and for best results, charge the battery fully for about three hours. It takes about two hours to charge the battery to 80% and three hours to charge it completely. If you do not use your Storyteller for a while, you may need to charge the battery. You can change the contents of the device while the battery is charging. You can disconnect and use the product even if it is not fully charged.

There are two ways to charge the battery:

- Connect the device to your computer.
- Use a USB mains adaptor (not included).

To charge the battery via your computer:

Connect the Storyteller to a USB port on your computer with the provided micro-USB cable. The computer must be turned on, not on standby.

The device's status light will remain red during charging. Once the battery is fully charged, the light will turn to green.

If the status light doesn't appear, it may be that the product is not connected to a USB port. Try connecting it to another USB port on your computer.

If you want to charge the device without using your computer, you can connect it to a USB mains adaptor (not included).

To recharge your battery using a USB mains adaptor:

Connect the micro-USB cable provided to the mains adaptor, then connect the other end to the product. Connect the mains adaptor to a functioning electrical socket.

To avoid any risk of injury or electric shock, it is strongly advisable not to use the product while it is charging.

Do not charge your device on or near flammable materials.

All accessories used to charge the product, including the supplied USB cable, should be examined regularly for possible damage (to the cable, plug etc). If they become damaged in any way, they should not be used until they have been repaired.

Do not dispose of the product by burning.

Rechargeable batteries have a limited number of charge cycles. The lifecycle of the battery and the number of charge cycles will vary depending on usage. For more information, please see lunii.com.

Battery: The battery cannot be replaced. Battery-related operations should only be performed by Lunii SAS: do not attempt to replace the Storyteller's battery yourself. Improper use of the battery may lead to chemical burns or overheating that can lead to fire or explosion.

To prevent damage to the battery, be sure to follow the conditions of use as described in this manual.

The battery must be recycled or disposed of separately from household waste. Do not incinerate the battery. For more information on recycling, please see the paragraph on *Disposal*.

Medical conditions: If you suffer from any medical conditions that might, in your opinion, be aggravated by this product (for example epilepsy, dizzy spells, eyestrain or headaches), please talk to a doctor before using this device.

Hearing loss: Listening to sounds at high volume may cause hearing loss. To prevent any hearing loss, avoid long periods of listening at high volume. Background noise, as well as repeated exposure to high volumes, can make sounds seem quieter than they actually are. Turn on your Storyteller and adjust the volume before inserting listening devices in your ears. For more information about adjusting maximum volume, please see *On/Off and volume control*. To avoid any risk of hearing loss, use only headsets or earphones that are compatible with your device.

Explosive atmospheres: Charging or using your Storyteller in an area where the atmosphere is potentially explosive, for example if the air contains high levels of inflammable chemical products, vapours or particles (such as grains, dust or metallic powders), may constitute a danger. Respect all safety notices and instructions.

Cleaning the Storyteller's external parts: To clean the product, unplug it and switch it off (by turning the volume wheel to the *off* position). Use a soft, slightly damp lint-free cloth. Avoid getting any liquid or humidity into the ports of the device. Do not use window-cleaning products, domestic cleaning products, aerosols, solvents, alcohol, ammonia-based products, or any other abrasive products.

Use of connectors: To plug a connector into a port, do not apply undue pressure as this can result in damage that is not covered by the warranty. If the connector and the port do not interlock easily, it is probably because they are not compatible. Check that there is nothing obstructing the port. Make sure that the connector is compatible with the port and that you have positioned it correctly.

Acceptable operating temperatures: This product is designed to function in temperatures ranging from 32 to 95°F, and to be stored in temperatures ranging from -4 to 113°F. If the product is stored or used outside of these temperature ranges (for example, in a vehicle in direct sunlight), it may become damaged and battery life may be reduced. Avoid exposing the product to sudden changes in temperature and humidity.

This product has been designed to work indoors: Do not use the product in the rain or near liquids. Do not place the product on water or on a damp surface. Do not leave the product exposed to direct sunlight or near a strong heat source. If sand or dust get into the device it may not work properly and may become damaged beyond repair.

Disposal: Your Fabulous Storyteller must be disposed of in accordance with local laws and regulations. Since this product contains a battery, it must be discarded separately from household waste. When the product reaches the end of its life, contact Lunii SAS or your local authority to find out more about recycling options. For more information about Lunii SAS's recycling programme, please visit lunii.com. Uncontrolled waste disposal can be harmful to the environment or human health. Recycling the product responsibly will contribute to the sustainable reuse of material resources.

Interference with radio frequencies: Please respect any notices and instructions forbidding or limiting the use of electronic equipment (in medical establishments or blasting areas, for example). While Lunii's Fabulous Storyteller has been designed, tested and built in accordance with regulations on the emission of radio frequencies, the product's emissions may create interference with other electronic equipment and cause malfunctioning. Turn off your Storyteller when use of such devices is forbidden, for example during flights or when asked to do so by any relevant authorities.

Services and assistance

The manual and packaging contain important information; please keep them to hand. The manual is also updated regularly. You can find the latest version on our website, www.lunii.com.

Help

If you encounter a problem that cannot be resolved with the help of this manual, or if you have any questions or suggestions that you would like to communicate to us, please see our FAQs on lunii.com/help-me.

Before contacting our technical support, make sure that you have the following information to hand:

- Name of product and serial number (located on the product).
- Nature of the problem encountered.
- Use and activity immediately prior to the occurrence of the problem.

Information on regulatory compliance

The above symbol means that, in accordance with local laws and regulations, you must dispose of your product and/or its battery separately to household waste. If this product is no longer usable, take it to a refuse collection centre that has been authorised by local authorities. The separate collection and recycling of your product when disposed of helps to preserve natural resources and protect the environment and human health.

The solid bar under the crossed bin symbol indicates that the product was placed on the market after 13 August 2005.

For more information on the sorting of electrical and electronic products, please contact our customer services department.



To view our Declaration of Conformity,
please visit our website lunii.com.

Legal guarantee

Lunii SAS is a simplified joint-stock company, and liable as per the terms of the applicable legal guarantees, particularly in cases of non-conformity as defined under 'Articles L.211-4 et seq.' and any latent defects stipulated under 'Articles 1641 et seq.' of the French Civil Code.

For more information on legal and commercial guarantees, please visit our website [lunii.com](https://www.lunii.com) or contact your local consumer association.

After-sales service:






help@lunii.com

<https://www.lunii.com/faq>

Download new stories

Visit
lunii.com

Download the
luniistore™



TM and © 2017 Lunii SAS All rights reserved.
Printed in China - LM-01
V1.1018


Install the Luniistore™ on your computer by downloading it from our website lunii.com!


Get the Sweet Dream stories for free when creating your account!



visit
lunii.com

Download the
luniistore™





lunii