

ASTRA

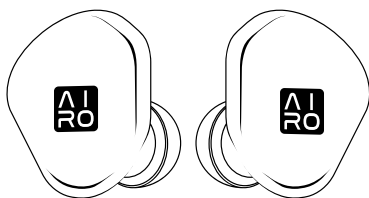
Ti-Plated Diaphragm Earphone

User Manual

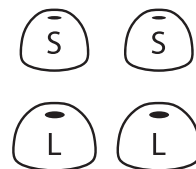
Safety Precautions

1. **Do not** attempt to disassemble or modify the unit.
2. **Do not** expose the unit to liquids, moisture, or humidity.
3. If any liquid enters the unit, **disconnect it from your device immediately**, and move it to a safe, dry location.
4. **Do not** expose the unit to extremely high temperatures.
5. **Do not** place the unit near strong electromagnetic sources, as this may cause it to malfunction.
6. Use the **minimum amount** of volume necessary. High volume for long durations will lead to permanent hearing damage.

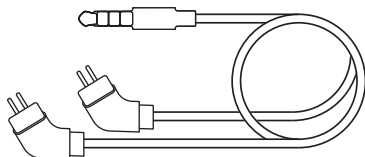
Box Contents



ASTRA IEMs



Silicone Ear Tips
(2 Small, 2 Large)



3.5mm to 0.78mm
2-pin cable

How To Use

1. Attach the Cable

Align the connectors on the cable with the sockets on each earphone. Left (L) and right (R) are marked on each side of the cable. Gently push the connector straight in until it fits securely.

Avoid twisting or forcing the connection, as this may damage the pins or sockets. Once connected, ensure both cables are firmly seated and the earphones are correctly orientated for comfortable wearing.

2. Choose Eartip Sizing

Select the eartip size that best fits your ears. A proper seal is essential, as it ensures optimal sound quality, deeper bass, and the most effective noise isolation. If the sound lacks bass, try a larger size; if it feels tight or uncomfortable, go smaller.

3. Fitting the ASTRA

Identify the left (L) and right (R) earphones, then gently fit each one into the corresponding ear. Twist slightly as you insert to achieve a comfortable, secure seal.

Loop the cable over the top of your ear. The hook design helps secure the ASTRA into place.

4. Audio Playback

Insert the 3.5mm plug into your audio device's headphone output until it clicks securely into place. Make sure the connection is firm. Avoid bending the cable sharply near the connector, as this can damage the internal wiring.

Please remember to adjust the volume on your audio source to a low level before pressing play, then adjust volume as needed.

Technical Specifications

AIRO Astra

Driver Type	6mm Titanium-Plated Dynamic
Impedance	16 Ohms
Sensitivity	101dB SPL/Mw
Frequency Response	20 Hz – 20 kHz
Sound Signature	V-shaped frequency curve
IEM Output	0.78mm 2-pin
Cable Output	3.5mm Single-Ended
Cable Length	1.2 Metres