

A red semi-truck is shown from a side profile, pulling a long white trailer. The trailer features the 'LUMENXPRESS' logo in a stylized font, with 'LUMEN' in black and 'XPRESS' in red. Below the logo, the text 'Quick Ship without compromise' is written in a clean, sans-serif font. The truck is on a road under a clear blue sky.

LUMENXPRESS

Quick Ship without compromise

QUICK SHIP PROGRAM GUIDE

LUMENWERX

Have a rush job? Need quality lighting sent pronto?

Not to worry, Lumenwerx has you covered! Rapid response is fundamental to everything we do: from integrating new lighting technologies, to product development, job site delivery and follow up. **Quick Ship is how we do business . . . without compromise.**

Featuring a broad range of popular and practical LED lighting products with versatile configurations, the new LumenXpress shipping program meets accelerated project timelines with **shipment in 10 business days from drawings approval.**

LumenXpress 10

LumenXpress is remarkably simple. In this brochure, you will find a wide variety of the LumenWerx portfolio, including all Via sizes, mounting, patterns, and light distributions; recessed troffers; direct/indirect pendants; perimeter and wall lighting.

LumenXpress covers all standard product options, including color temperature, light output, and emergency. Don't hesitate to call or email us at lumenxpress@lumenwerx.com if you have any questions.

Order requirements

- All orders must be emailed to lumenxpress@lumenwerx.com
- PO must clearly indicate LumenXpress.
- Max \$50,000.
- Complete catalog number.
- PO and a formal quote # or price confirmation.
- Complete ship to address and contact information.
- Any shipping notes/site restrictions.

Terms and conditions

- Orders will be shipped 10 days from order release date.
- All orders received after 3:30pm EST will be processed the next business day.
- Changes of any kind will affect lead times.
- Cancellation after release will result in a 50% restocking fee.

May 2019

LumenXpress 10 - At a Glance

PRODUCT TYPE	PRODUCT NAME	MOUNTING						LIGHT DISTRIBUTION				ADA
		Recessed	Pendant	Wall	Surface	Cove	Perimeter	Direct	Indirect	Direct/Indirect	Patterns	
LINEAR RUNS	VIA 1.5	•	•	•	•			•	•	•	•	•
	VIA 1.5 PLUS	•	•	•	•			•				•
	VIA 2	•	•	•	•			•	•	•	•	•
	VIA 2 PLUS	•						•				
	VIA 3	•	•	•	•			•	•	•	•	•
	VIA 4	•	•	•	•			•	•	•	•	
	VIA 5	•	•	•	•			•	•		•	
	QUAD		•	•	•			•				
	CAVA	•						•				


PRODUCT TYPE	PRODUCT NAME	MOUNTING						LIGHT DISTRIBUTION				ADA
		Recessed	Pendant	Wall	Surface	Cove	Perimeter	Direct	Indirect	Direct/Indirect	Patterns	
DIRECT/INDIRECT	CANYON		•	•						•		•
	REVEN		•	•				•		•		
	CAMBER		•					•		•		
RECESSED	NOVA	•						•				
	VEGA	•						•				
	PRIMO	•						•				
	POP RECESSED	•						•				
RECESSED WALL	INWALO			•				•			•	•
	CUBITO	•		•								•
PENDANT	POP COLOR		•		•			•				
	POP CORE		•	•	•			•				
	TOGO		•		•			•				
PERIMETER & COVE	VIA PERIMETER						•	•				
	ALCOVE					•			•			
	ALCOVE RAMP					•						
	VIA SKIM	•						•			•	
WALL	WALO			•	•					•		•
	AXLE		•	•				•	•			
WET LOCATION	VIA WET	•	•	•	•		•					



VIA RECESSED

Order Check list

1. Download spec sheet from www.lumenwerx.com.
2. Specify the product as per the information on this page.
3. PO must clearly indicate LumenXpress.
4. Send an email to lumenxpress@lumenwerx.com along with a PO and a formal quote # or price confirmation.




Via 1.5+ recessed DMF



Via 5 recessed in a grid ceiling

LENS POSITION	Flush & Regressed
LIGHT SOURCE	LED
CRI	80 CRI, 90 CRI
COLOR TEMP.	30k, 35k & 40k
LUMINAIRE LENGTH	Individual Units & Continuous Runs
VOLTAGE	120V, 277V & UNV
DRIVER	Dimming 0-10V, Lutron LDE1 & LDE5
ELECTRICAL	1 circuit +EB/EM
MOUNTING	TG, TB, ST, Trim, Trimless & Mud flange
FINISH	White
CONTROLS	Individual Daylight & Occupancy Sensors
OPTIONS	Fuse, Chicago Plenum, Flexible Whip Cable

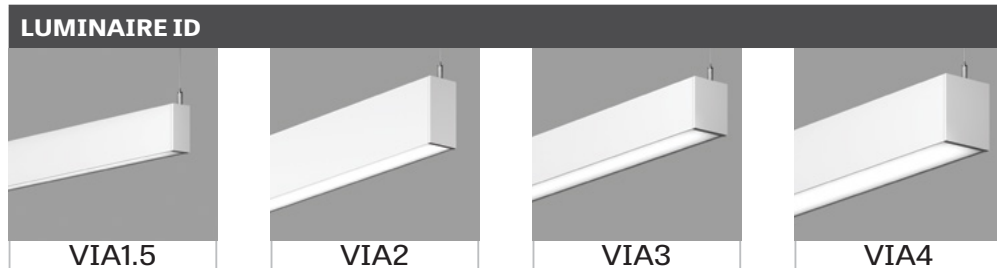


The following options may require additional lead time: Asymmetric, Wall Wash, 347V, Other Lutron Drivers, Group Controls, COB & ChromaWerx.

VIA PENDANT DIRECT/INDIRECT



Via 2 pendant cable direct/indirect



Order Check list

1. Download spec sheet from www.lumenwerx.com.
2. Specify the product as per the information on this page.
3. PO must clearly indicate LumenXpress.
4. Send an email to lumenxpress@lumenwerx.com along with a PO and a formal quote # or price confirmation.

LIGHT SOURCE	LED
CRI	80 CRI, 90 CRI
COLOR TEMP.	30k, 35k & 40k
LUMINAIRE LENGTH	Individual Units & Continuous Runs
VOLTAGE	120V, 277V & UNV
DRIVER	Dimming 0-10V, Lutron LDE1 & LDE5
ELECTRICAL	1 circuit/2 circuits +EB/EM
MOUNTING	Pendant
FINISH	White
CONTROLS	Individual Daylight & Occupancy Sensors
OPTIONS	Fuse, Caddy clip

The following options may require additional lead time: Asymmetric, 347V, other Lutron drivers, Group Controls, Custom finish, Widespread Indirect Optics & ChromaWerx.

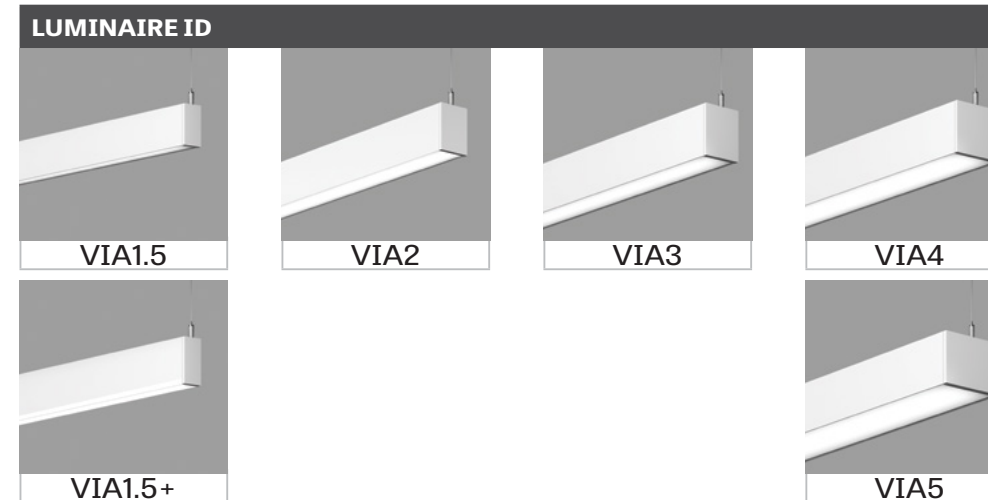
VIA PENDANT DIRECT



Via 2 pendant cable direct



Via 4 pendant stem direct



Order Check list

1. Download spec sheet from www.lumenwerx.com.
2. Specify the product as per the information on this page.
3. PO must clearly indicate LumenXpress.
4. Send an email to lumenxpress@lumenwerx.com along with a PO and a formal quote # or price confirmation.


LIGHT SOURCE	LED
CRI	80 CRI, 90 CRI
COLOR TEMP.	30k, 35k & 40k
LUMINAIRE LENGTH	Individual Units & Continuous Runs
VOLTAGE	120V, 277V & UNV
DRIVER	Dimming 0-10V, Lutron LDE1 & LDE5
ELECTRICAL	1 circuit +EB/EM
MOUNTING	Pendant
FINISH	White
CONTROLS	Individual Daylight & Occupancy Sensors
OPTIONS	Fuse, Caddy Clip

The following options may require additional lead time: Asymmetric, Other Lumen Output, 347V, Other Lutron Drivers, Group Controls, COB, Custom Finish & ChromaWerx.

VIA PENDANT INDIRECT



Via 2 pendant cable indirect



Order Check list

1. Download spec sheet from www.lumenwerx.com.
2. Specify the product as per the information on this page.
3. PO must clearly indicate LumenXpress.
4. Send an email to lumenxpress@lumenwerx.com along with a PO and a formal quote # or price confirmation.

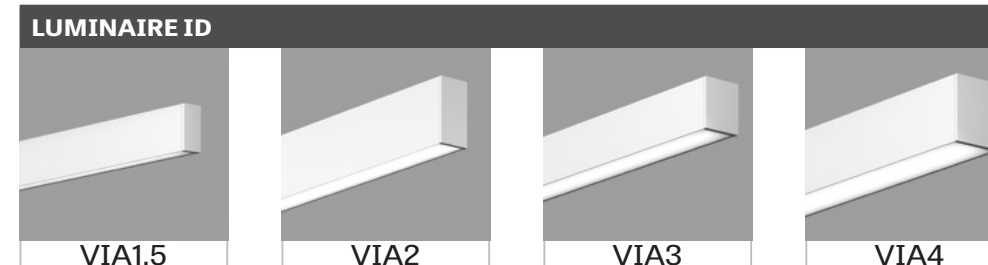
LIGHT SOURCE	LED
CRI	80 CRI, 90CRI
COLOR TEMP.	30k, 35k & 40k
LUMINAIRE LENGTH	Individual Units & Continuous Runs
VOLTAGE	120V, 277V & UNV
DRIVER	Dimming 0-10V, Lutron LDE1 & LDE5
ELECTRICAL	1 circuit + EB/EM
MOUNTING	Pendant
FINISH	White
CONTROLS	Individual Daylight & Occupancy Sensors
OPTIONS	Fuse, Caddy Clip

The following options may require additional lead time: Asymmetric, 347V, Other Lutron Drivers, Group Controls, COB, Custom Finish, Widespread Indirect Optics & ChromaWerx.

VIA WALL DIRECT/INDIRECT



Via 1.5 wall direct/indirect



Order Check list

1. Download spec sheet from www.lumenwerx.com.
2. Specify the product as per the information on this page.
3. PO must clearly indicate LumenXpress.
4. Send an email to lumenxpress@lumenwerx.com along with a PO and a formal quote # or price confirmation.


LIGHT SOURCE	LED
CRI	80 CRI, 90CRI
COLOR TEMP.	30k, 35k & 40k
LUMINAIRE LENGTH	Individual Units & Continuous Runs
VOLTAGE	120V, 277V & UNV
DRIVER	Dimming 0-10V, Lutron LDE1 & LDE5
ELECTRICAL	1 circuit/2 circuits + EB/EM
MOUNTING	Drywall Mounting Bracket
FINISH	White
CONTROLS	Individual Daylight & Occupancy Sensors
OPTIONS	Fuse

The following options may require additional lead time: Asymmetric, 347V, Other Lutron Drivers, Group Controls, Custom Finish & ChromaWerx.

VIA WALL DIRECT



Via 4 wall direct



Order Check list

1. Download spec sheet from www.lumenwerx.com.
2. Specify the product as per the information on this page.
3. PO must clearly indicate LumenXpress.
4. Send an email to lumenxpress@lumenwerx.com along with a PO and a formal quote # or price confirmation.

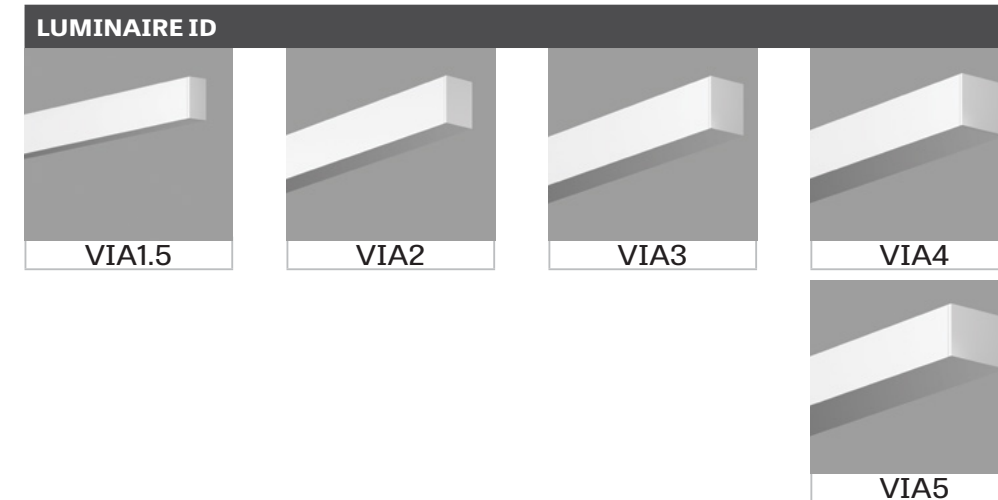
LIGHT SOURCE	LED
CRI	80 CRI, 90 CRI
COLOR TEMP.	30k, 35k & 40k
LUMINAIRE LENGTH	Individual Units & Continuous Runs
VOLTAGE	120V, 277V & UNV
DRIVER	Dimming 0-10V, Lutron LDE1 & LDE5
ELECTRICAL	1 circuit +EB/EM
MOUNTING	Drywall Mounting Bracket
FINISH	White
CONTROLS	Individual Daylight & Occupancy Sensors
OPTIONS	Fuse

The following options may require additional lead time: Asymmetric, Wall Wash, 347V, Other Lutron Drivers, Group Controls, Custom Finish & ChromaWerx.

VIA WALL INDIRECT



Via 4 wall indirect



Order Check list

1. Download spec sheet from www.lumenwerx.com.
2. Specify the product as per the information on this page.
3. PO must clearly indicate LumenXpress.
4. Send an email to lumenxpress@lumenwerx.com along with a PO and a formal quote # or price confirmation.

LIGHT SOURCE	LED
CRI	80 CRI, 90CRI
COLOR TEMP.	30k, 35k & 40k
LUMINAIRE LENGTH	Individual Units & Continuous Runs
VOLTAGE	120V, 277V & UNV
DRIVER	Dimming 0-10V, Lutron LDE1 & LDE5
ELECTRICAL	1 circuit +EB/EM
MOUNTING	Drywall Mounting Bracket
FINISH	White
CONTROLS	Individual Daylight & Occupancy Sensors
OPTIONS	Fuse

The following options may require additional lead time: Asymmetric, Wall Wash, 347V, Other Lutron drivers, Group Controls, Custom Finish & ChromaWerx.

VIA SURFACE




Via 1.5+ surface

Order Check list

1. Download spec sheet from www.lumenwerx.com.
2. Specify the product as per the information on this page.
3. PO must clearly indicate LumenXpress.
4. Send an email to lumenxpress@lumenwerx.com along with a PO and a formal quote # or price confirmation.

LIGHT SOURCE	LED
CRI	80 CRI, 90CRI
COLOR TEMP.	30k, 35k & 40k
LUMINAIRE LENGTH	Individual Units & Continuous Runs
VOLTAGE	120V, 277V & UNV
DRIVER	Dimming 0-10V, Lutron LDE1 & LDE5
ELECTRICAL	1 circuit + EB/EM
MOUNTING	Grid & Drywall Ceiling
FINISH	White
CONTROLS	Individual Daylight & Occupancy Sensors
OPTIONS	Fuse, Caddy Clip



The following options may require additional lead time: Asymmetric, 347V, Other Lutron Drivers, Group Controls, COB, Custom Finish & ChromaWerx.

VIA PATTERNS RECESSED




Via patterns recessed inner corner



Via patterns recessed outside corner



Via patterns recessed leveled corner



LEV - Leveled corner

INN - Inner corner

OUT - Outer corner

LUMINAIRE ID	VIA1.5, VIA2, VIA3, VIA4 & VIA5
CORNER TYPE	Inner, outside & leveled corner
CORNER DEGREE	90 degree (max 4 corners)

We require a drawing illustrating the pattern being ordered - anything from a simple line drawing to elaborate architectural drawings will suffice.

Order Check list


1. Download spec sheet from www.lumenwerx.com.
2. Specify the product as per the information on this page.
3. PO must clearly indicate LumenXpress.
4. Send an email to lumenxpress@lumenwerx.com along with a PO and a formal quote # or price confirmation.

The following options may require additional lead time: 347V, Other Lutron Drivers, Group Controls, ChromaWerx.

VIA PATTERNS DIRECT




Via 4 pendant patterns direct



LEV - Pendant leveled corner LEV - Wall leveled corner LEV - Wall leveled corner

VIA PATTERNS DIRECT/INDIRECT



LEV - Pendant leveled corner LEV - wall leveled corner

CORNER TYPE	Leveled corner
CORNER DEGREE	90 degree (max 4 corners)

We require a drawing illustrating the pattern you are trying to achieve - anything from a simple line drawing to elaborate architectural drawings will suffice.

Order Check list


1. Download spec sheet from www.lumenwerx.com.
2. Specify the product as per the information on this page.
3. PO must clearly indicate LumenXpress.
4. Send an email to lumenxpress@lumenwerx.com along with a PO and a formal quote # or price confirmation.

The following options may require additional lead time: 347V, Other Lutron Drivers, Group Controls, Custom Finish & ChromaWerx.

CAVA - RECESSED



Cava recessed



Order Check list

1. Download spec sheet from www.lumenwerx.com.
2. Specify the product as per the information on this page.
3. PO must clearly indicate LumenXpress.
4. Send an email to lumenxpress@lumenwerx.com along with a PO and a formal quote # or price confirmation.

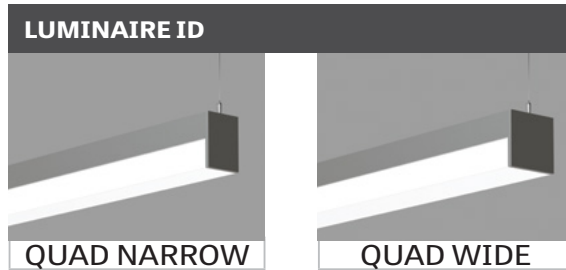
LIGHT SOURCE	LED
CRI	80 CRI, 90CRI
COLOR TEMP.	30k, 35k & 40k
LUMINAIRE LENGTH	Individual Units & Continuous Runs
VOLTAGE	120V, 277V & UNV
DRIVER	Dimming 0-10V, Lutron LDE1 & LDE5
ELECTRICAL	1 circuit +EB/EM
MOUNTING	TG, TB, ST & Drywall
FINISH	White
CONTROLS	Individual Daylight
OPTIONS	Fuse, Flexible Whip Cable, Chicago Plenum

The following options may require additional lead time: 347V, Other Lutron Drivers, Group Controls & ChromaWerx.

QUAD



Quad pendant cable



Order Check list

1. Download spec sheet from www.lumenwerx.com.
2. Specify the product as per the information on this page.
3. PO must clearly indicate LumenXpress.
4. Send an email to lumenxpress@lumenwerx.com along with a PO and a formal quote # or price confirmation.

LIGHT SOURCE	LED
CRI	80 CRI, 90CRI
COLOR TEMP.	30k, 35k, 40k & 50k
VOLTAGE	120V, 277V & UNV
DRIVER	Dimming 0-10V, Lutron LDE1 & LDE5
ELECTRICAL	1 circuit +EB/EM
MOUNTING	Pendant, Surface Mount
FINISH	White
CONTROLS	Individual Daylight & Occupancy Sensors
OPTIONS	Fuse, Caddy Clip

The following options may require additional lead time: 347V, Other Lutron Drivers, Group Controls, Custom Finish & ChromaWerx.

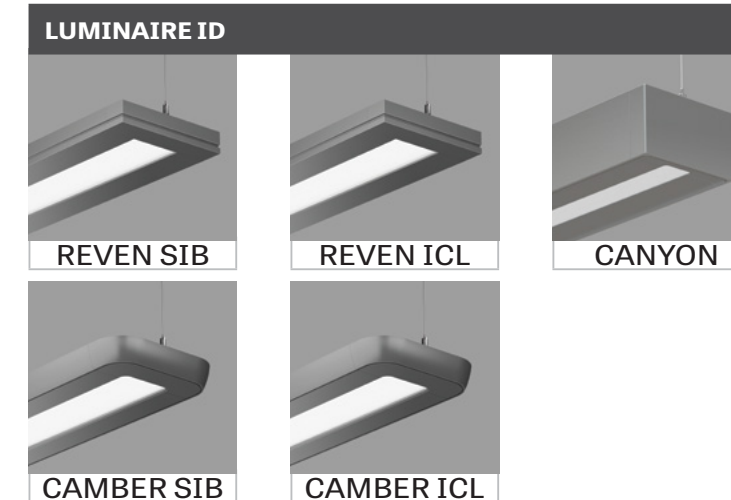
DIRECT/INDIRECT



Canyon pendant cable



Reven pendant cable



Order Check list

1. Download spec sheet from www.lumenwerx.com.
2. Specify the product as per the information on this page.
3. PO must clearly indicate LumenXpress.
4. Send an email to lumenxpress@lumenwerx.com along with a PO and a formal quote # or price confirmation.


LIGHT SOURCE	LED
CRI	80 CRI, 90CRI
COLOR TEMP.	30k, 35k & 40k
VOLTAGE	120V, 277V & UNV
DRIVER	Dimming 0-10V, Lutron LDE1 & LDE5
ELECTRICAL	1 circuit/2 circuits +EB/EM
MOUNTING	Pendant
FINISH	White
CONTROLS	Individual Daylight & Occupancy Sensors
OPTIONS	Fuse, Caddy Clip

The following options may require additional lead time: 347V, Other Lutron Drivers, Group Controls, Wall Mounting, Aluminum, Custom finish & ChromaWerx.

NOVA & VEGA - RECESSED



Nova 2x2 recessed grid



Order Check list

1. Download spec sheet from www.lumenwerx.com.
2. Specify the product as per the information on this page.
3. PO must clearly indicate LumenXpress.
4. Send an email to lumenxpress@lumenwerx.com along with a PO and a formal quote # or price confirmation.

LIGHT SOURCE	LED
CRI	80 CRI, 90CRI
COLOR TEMP.	30k, 35k & 40k
VOLTAGE	120V, 277V & UNV
DRIVER	Dimming 0-10V, Lutron LDE1 & LDE5
ELECTRICAL	1 circuit +EB
MOUNTING	TG, TB, ST
FINISH	White
CONTROLS	Individual Daylight & Occupancy Sensors
OPTIONS	Fuse, Chicago Plenum, Flexible Whip Cable

The following options may require additional lead time: 347V, Other Lutron Drivers, Drywall Mounting, Group Controls, Air Return (for grid only) & ChromaWerx.

PRIMO - RECESSED



Primo recessed 1X4 & 2X2



Order Check list

1. Download spec sheet from www.lumenwerx.com.
2. Specify the product as per the information on this page.
3. PO must clearly indicate LumenXpress.
4. Send an email to lumenxpress@lumenwerx.com along with a PO and a formal quote # or price confirmation.

LIGHT SOURCE	LED
CRI	80 CRI, 90CRI
COLOR TEMP.	30k, 35k & 40k
VOLTAGE	120V, 277V & UNV
DRIVER	Dimming 0-10V, Lutron LDE1 & LDE5
ELECTRICAL	1 circuit +EB
MOUNTING	TG, TB, ST
FINISH	White
OPTIONS	Fuse, Flexible Whip Cable, Chicago Plenum

The following options may require additional lead time: 347V, Other Lutron Drivers, Drywall Mounting, Group Controls & ChromaWerx.


POP - RECESSED



POP Recessed square 1X1



POP Recessed round 24



Order Check list

1. Download spec sheet from www.lumenwerx.com.
2. Specify the product as per the information on this page.
3. PO must clearly indicate LumenXpress.
4. Send an email to lumenxpress@lumenwerx.com along with a PO and a formal quote # or price confirmation.


LENS	Flush
LIGHT SOURCE	LED
CRI	80 CRI, 90CRI
COLOR TEMP.	30k, 35k, 40k & 50k
VOLTAGE	120V, 277V & UNV
DRIVER	Dimming 0-10V
ELECTRICAL	1 circuit +EB
MOUNTING	TG, TB, ST & Drywall Trim
FINISH	White
OPTIONS	Fuse

The following options may require additional lead time: Sizes 4'x4' & 48", Drop Lens, 347V, Other Lutron Drivers, Group Controls & ChromaWerx.

POP COLOR



POP Color pendant



Order Check list

1. Download spec sheet from www.lumenwerx.com.
2. Specify the product as per the information on this page.
3. PO must clearly indicate LumenXpress.
4. Send an email to lumenxpress@lumenwerx.com along with a PO and a formal quote # or price confirmation.


LIGHT SOURCE	LED
CRI	80 CRI, 90CRI
COLOR TEMP.	30k, 35k, 40k & 50k
VOLTAGE	120V, 277V & UNV
DRIVER	Dimming 0-10V, DALI
ELECTRICAL	1 circuit +EB
MOUNTING	Pendant, Surface Mount
FINISH	Standard Colours
OPTIONS	Fuse, Caddy Clip

The following options may require additional lead time: Sizes 4'x4' & 48", Drop Lens, Group Controls, Custom Finish & ChromaWerx.

POP CORE



POP Core wall



Order Check list

1. Download spec sheet from www.lumenwerx.com.
2. Specify the product as per the information on this page.
3. PO must clearly indicate LumenXpress.
4. Send an email to lumenxpress@lumenwerx.com along with a PO and a formal quote # or price confirmation.

LIGHT SOURCE	LED
CRI	80 CRI, 90CRI
COLOR TEMP.	30k, 35k, 40k & 50k
VOLTAGE	120V, 277V & UNV
DRIVER	Dimming 0-10V, DALI
ELECTRICAL	1 circuit +EB
MOUNTING	Pendant, Wall, Surface Mount
FINISH	White
OPTIONS	Fuse, Caddy Clip

The following options may require additional lead time: Sizes 4'x4' & 48", Drop Lens, Group Controls, Custom Finish & ChromaWerx.

INWALO - RECESSED WALL



InWalo recessed wall



Order Check list

1. Download spec sheet from www.lumenwerx.com.
2. Specify the product as per the information on this page.
3. PO must clearly indicate LumenXpress.
4. Send an email to lumenxpress@lumenwerx.com along with a PO and a formal quote # or price confirmation.

LIGHT SOURCE	LED
CRI	80 CRI, 90CRI
COLOR TEMP.	30k, 35k & 40k
LUMINAIRE LENGTH	Individual Units & Continuous Runs
VOLTAGE	120V, 277V & UNV
DRIVER	Dimming 0-10V, Lutron LDE1 & LDE5
ELECTRICAL	1 circuit +EM/NL
MOUNTING	Trim, Drywall Trim
FINISH	White
OPTIONS	Fuse


The following options may require additional lead time: 27k, Other Lutron Drivers, Antibacterial Paint & Custom Finish.

CUBITO - RECESSED WALL



Cubito recessed wall

LUMINAIRE ID



CUBITO

Order Check list

1. Download spec sheet from www.lumenwerx.com.
2. Specify the product as per the information on this page.
3. PO must clearly indicate LumenXpress.
4. Send an email to lumenxpress@lumenwerx.com along with a PO and a formal quote # or price confirmation.

LIGHT SOURCE	LED
CRI	80 CRI, 90CRI
COLOR TEMP.	30k, 35k & 40k
LUMINAIRE LENGTH	Individual Units & Continuous Runs
VOLTAGE	120V, 277V & UNV
DRIVER	Dimming 0-10V, DALI, Lutron LDE1 & LDE5
ELECTRICAL	1 circuit +EM/NL
MOUNTING	Drywall Mud Flange
FINISH	White


The following options may require additional lead time: Other Lutron Drivers.

CUBITO - SURFACE



Cubito surface-wall

LUMINAIRE ID



CUBITO

Order Check list

1. Download spec sheet from www.lumenwerx.com.
2. Specify the product as per the information on this page.
3. PO must clearly indicate LumenXpress.
4. Send an email to lumenxpress@lumenwerx.com along with a PO and a formal quote # or price confirmation.


LIGHT SOURCE	LED
CRI	80 CRI, 90CRI
COLOR TEMP.	30k, 35k & 40k
LUMINAIRE LENGTH	Individual Units & Continuous Runs
VOLTAGE	120V, 277V & UNV
DRIVER	0-10V Mikro Driver
ELECTRICAL	1 circuit +EM/NL
MOUNTING	Drywall Mounting
FINISH	White

For 2ft sections only.

VIA PERIMETER



Via Perimeter recessed

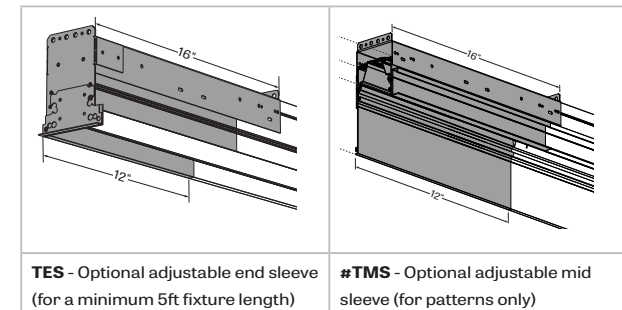


Order Check list

1. Download spec sheet from www.lumenwerx.com.
2. Specify the product as per the information on this page.
3. PO must clearly indicate LumenXpress.
4. Send an email to lumenxpress@lumenwerx.com along with a PO and a formal quote # or price confirmation.

FLANGE HEIGHT	Leveled, Shallow, Deep
LIGHT SOURCE	LED
CRI	80 CRI, 90CRI
COLOR TEMP.	30k, 35k & 40k
LUMINAIRE LENGTH	Individual Units & Continuous Runs
VOLTAGE	120V, 277V & UNV
DRIVER	Dimming 0-10V, Lutron LDE1 & LDE5
ELECTRICAL	1 circuit +EB/EM
MOUNTING	TG, TB, ST, Trim, Trimless & Mud flange
FINISH	White
OPTIONS	Fuse, Chicago Plenum, Flexible Whip Cable

ADJUSTABLE SLEEVES



TES - Optional adjustable end sleeve (for a minimum 5ft fixture length)

#TMS - Optional adjustable mid sleeve (for patterns only)

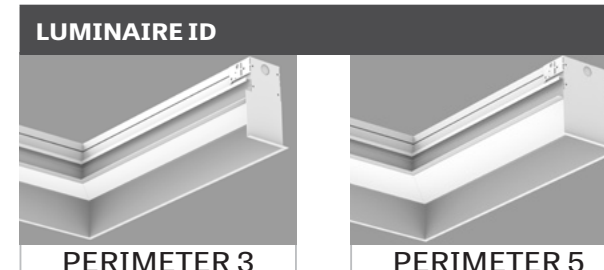
Adjustable sleeve is designed to provide on-site luminaire adjustability of +2.5" to -4.5". A sleeve accommodates an easy installation and maintenance. Available for fixtures over 5ft long.

The following options may require additional lead time: 347V, Other Lutron Drivers & ChromaWerx.

VIA PERIMETER PATTERNS



Via Perimeter patterns recessed



Order Check list

1. Download spec sheet from www.lumenwerx.com.
2. Specify the product as per the information on this page.
3. PO must clearly indicate LumenXpress.
4. Send an email to lumenxpress@lumenwerx.com along with a PO and a formal quote # or price confirmation.

FLANGE HEIGHT	Leveled, Shallow, Deep
LIGHT SOURCE	LED
CRI	80 CRI, 90CRI
COLOR TEMP.	30k, 35k & 40k
PATTERN LENGTH	Individual Units & Continuous Runs
CORNER TYPE	Leveled Outside and Inside
CORNER DEGREE	90 degrees
VOLTAGE	120V, 277V & UNV
DRIVER	Dimming 0-10V, Lutron LDE1 & LDE5
ELECTRICAL	1 circuit +EB/EM
MOUNTING	TG, TB, ST, Trim, Trimless & Mud flange
FINISH	White
OPTIONS	Fuse, Chicago Plenum, Flexible Whip Cable

The following options may require additional lead time: 347V & Other Lutron Drivers

VIA SKIM



Via skim recessed



The following options may require additional lead time: 347V & Other Lutron Drivers.

Order Check list

1. Download spec sheet from www.lumenwerx.com.
2. Specify the product as per the information on this page.
3. PO must clearly indicate LumenXpress.
4. Send an email to lumenxpress@lumenwerx.com along with a PO and a formal quote # or price confirmation.

FLANGE HEIGHT	Shallow, Deep
LIGHT SOURCE	LED
CRI	80 CRI, 90CRI
COLOR TEMP.	30k, 35k & 40k
LUMINAIRE LENGTH	Individual Units & Continuous Runs
VOLTAGE	120V, 277V & UNV
DRIVER	Dimming 0-10V, Lutron LDE1 & LDE5
ELECTRICAL	1 circuit +EB/EM
MOUNTING	TG, TB, ST, Trim, Trimless & Mud flange
FINISH	White
OPTIONS	Fuse, Chicago Plenum, Flexible Whip Cable

VIA SKIM PATTERNS



Via Skim patterns recessed



The following options may require additional lead time: 347V & Other Lutron Drivers.

Order Check list

1. Download spec sheet from www.lumenwerx.com.
2. Specify the product as per the information on this page.
3. PO must clearly indicate LumenXpress.
4. Send an email to lumenxpress@lumenwerx.com along with a PO and a formal quote # or price confirmation.

FLANGE HEIGHT	Shallow, Deep
LIGHT SOURCE	LED
CRI	80 CRI, 90CRI
COLOR TEMP.	30k, 35k & 40k
LUMINAIRE LENGTH	Individual Units & Continuous Runs
VOLTAGE	120V, 277V & UNV
DRIVER	Dimming 0-10V, Lutron LDE1 & LDE5
ELECTRICAL	1 circuit +EB/EM
MOUNTING	TG, TB, ST, Trim, Trimless & Mud flange
FINISH	White
OPTIONS	Fuse, Chicago Plenum, Flexible Whip Cable

ALCOVE



Alcove cove

LUMINAIRE ID



ALCOVE

Order Check list

1. Download spec sheet from www.lumenwerx.com.
2. Specify the product as per the information on this page.
3. PO must clearly indicate LumenXpress.
4. Send an email with a PO and a formal quote # or price confirmation to lumenxpress@lumenwerx.com

LIGHT SOURCE	LED
CRI	80 CRI, 90CRI
COLOR TEMP.	30k, 35k & 40k
LUMINAIRE LENGTH	Individual Units & Continuous Runs
VOLTAGE	120V, 277V & UNV
DRIVER	Dimming 0-10V, Lutron LDE1 & LDE5
ELECTRICAL	1 circuit + EB/EM
MOUNTING	Cove
FINISH	White
OPTIONS	Fuse

ALCOVE RAMP



Alcove ramp cove

LUMINAIRE ID



RAMP 90

RAMP 35

RAMP LENGTH	Standard Sections & Continuous Run
CORNER TYPE	90 degrees
MOUNTING	Cove
FINISH	Unfinished

The following options may require additional lead time: 347V, Other Lutron Drivers & ChromaWerx.

WALO



Walo wall direct/indirect

LUMINAIRE ID



WALO WALL

WALO SURFACE

Order Check list

1. Download spec sheet from www.lumenwerx.com.
2. Specify the product as per the information on this page.
3. PO must clearly indicate LumenXpress.
4. Send an email to lumenxpress@lumenwerx.com along with a PO and a formal quote # or price confirmation.

LIGHT SOURCE	LED
CRI	80 CRI, 90CRI
COLOR TEMP.	30k, 35k, 40k
VOLTAGE	120V, 277V & UNV
DRIVER	Dimming 0-10V, Lutron LDE1 & LDE5
ELECTRICAL	1 circuit + EB/EM
MOUNTING	Drywall Ceiling
FINISH	White
OPTIONS	Fuse

The following options may require additional lead time: 347V, Other Lutron Drivers, Custom Finish & ChromaWerx.

VIA WET



Via Wet surface



Order Check list

1. Download spec sheet from www.lumenwerx.com.
2. Specify the product as per the information on this page.
3. PO must clearly indicate LumenXpress.
4. Send an email to lumenxpress@lumenwerx.com along with a PO and a formal quote # or price confirmation.


LIGHT SOURCE	LED
CRI	80 CRI, 90CRI
COLOR TEMP.	30k, 35k, 40k
VOLTAGE	120V, 277V & UNV
DRIVER	Dimming 0-10V, DALI
ELECTRICAL	1 circuit +EB/EM
MOUNTING	Stem, trim, trimless
FINISH	White

The following options may require additional lead time: Asymmetric, 347V & Other Lutron Drivers.

AXLE



Axle pendant and wall



Order Check list

1. Download spec sheet from www.lumenwerx.com.
2. Specify the product as per the information on this page.
3. PO must clearly indicate LumenXpress.
4. Send an email to lumenxpress@lumenwerx.com along with a PO and a formal quote # or price confirmation.

LIGHT SOURCE	LED
CRI	80 CRI, 90CRI
COLOR TEMP.	30k, 35k, 40k
VOLTAGE	120V, 277V & UNV
DRIVER	Dimming 0-10V, Lutron LDE1 & LDE5
ELECTRICAL	1 circuit +EB/EM
MOUNTING	Cable, CantileverArm
FINISH	White

The following options may require additional lead time: Asymmetric, 347V, Other Lutron Drivers. & Custom Finish.

TOGO



Togo 24" wall RGB



Order Check list

1. Download spec sheet from www.lumenwerx.com.
2. Specify the product as per the information on this page.
3. PO must clearly indicate LumenXpress.
4. Send an email to lumenxpress@lumenwerx.com along with a PO and a formal quote # or price confirmation.

LIGHT SOURCE	Static White
CRI	90CRI
COLOR TEMP.	30k, 35k & 40k
VOLTAGE	120V, 277V & UNV
DRIVER	Dimming 0-10V, Lutron LDE1 & LDE5
ELECTRICAL	1 circuit +EB
MOUNTING	Pendant, Wall
FINISH	Standard Colours

The following options may require additional lead time: Other Lutron Drivers, Custom Finish & ChromaWerx.

