

CUTTING WITH CUT-OFF WHEELS TYPE 41R OR 42

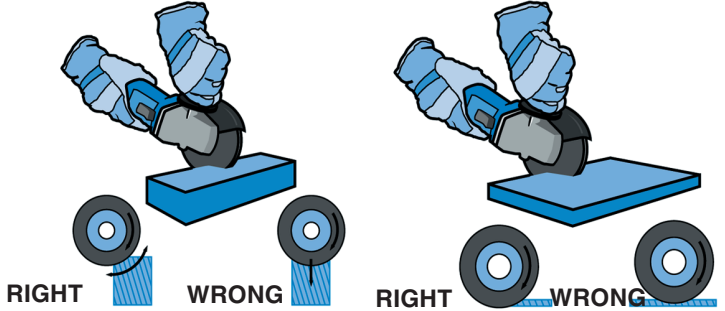
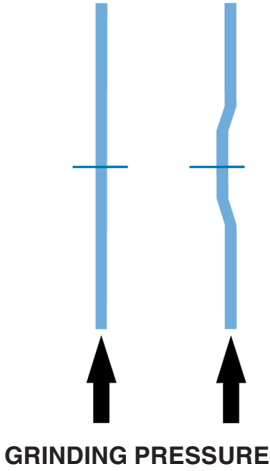
THICKNESS
1.0-2.5 MM

THICKNESS
0.8-3.2 mm

CUT WITH SO SMALL CONTACT ARC AS POSSIBLE!



RIGHT OR WRONG - LOOK HERE!



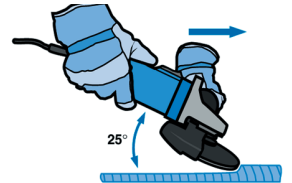
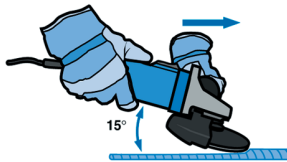
GRINDING WITH DEPRESSED CENTRE WHEELS TYPE 27

GRINDING JOINT PREPARATION

USE THE RIGHT ANGLE!

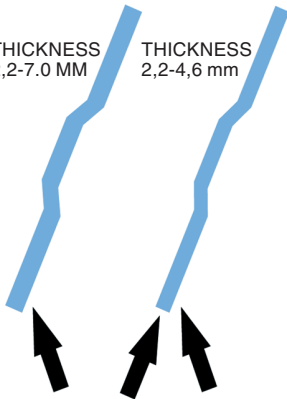
THICKNESS
2,2-7.0 MM

THICKNESS
2,2-4,6 mm





Small angle - gives a smoother surface!

Greater angle - gives faster removal!



REDUCE THE RISK OF INJURY



Do not grind too flat - Risk of chipping!
Chips can be ground out against an edge.

Never grind on the underside of the wheel -
Always use the periphery

GRINDING PRESSURE