



RADIATOR GRILLS FOR TWIN COOLED TWIN CAMS

7681

Thank You For Choosing Kuryakyn!

Protect yourself and others from potential injury and property damage or loss. Pay close attention to all instructions, warnings, cautions, and notices regarding the installation, use, and care of this product.

NOTICE

This indication alerts you to the fact that ignoring the contents described herein may negatively affect product performance and functionality or damage the product itself or the product to which it is being attached.

ENSURE THAT THE FOLLOWING PARTS HAVE BEEN INCLUDED IN THE KIT:

- 1 Left Radiator Grill
- 1 Right Radiator Grill
- 1 Hardware Kit containing:
 - 2 Foam Tape
 - 1 Alcohol pad
- 1 Installation Instructions

YOU WILL ALSO NEED:

Auto-body trim-tool or plastic knife, warm, soapy water and a clean rag

NOTICE


These installation instructions contain important information. Ensure that the end user receives this copy and is aware of its importance for future use.

STEP 1 Read and understand all steps in the instructions before starting the installation. Park the motorcycle on a hard, level surface and turn **IGN OFF**.

STEP 2 Refer to **PIC 1**. Use an auto-body trim-tool or plastic knife to remove the existing grills; carefully insert the tool in between the grill and fairing lower, then pry outward.
DO NOT insert the tool too far!

STEP 3 Refer to **PIC 2**. Using warm soapy water and a clean rag, remove all dirt and debris from the installation area; allow the area to dry completely.

Wipe the installation area with the included alcohol pad to remove any wax or polish; allow the area to dry completely.





NOTICE

Avoid damage to the motorcycle. Protect painted surfaces with a soft cloth or blanket.

- STEP 4**
- Locate the Foam Pad. Pull the two pieces apart.
 - Rub the adhesive backing to activate the adhesive.
 - Remove and discard the adhesive backing; press the Foam into place in the center of the lower portion of the installation area.
 - Repeat for the other side.

- STEP 5**
- Refer to **PIC 3 and 4**. Secure the screen on the backside of the Grill.
 - Align the Grill tabs with the slots in the fairing; press the outer edge into place.
 - Repeat for the other side.



NOTICE

It is the end user's responsibility to ensure that all fasteners (including pre-assembled) are tightened before operation of the motorcycle. Kuryakyn will not provide warranty coverage on products or components lost or damaged due to improper installation or lack of maintenance. Periodic inspection and maintenance are required on all fasteners.

LIMITED WARRANTY

Kuryakyn warrants that any Kuryakyn products sold hereunder, shall be free of defects in materials & workmanship for a period of one (1) year from the date of purchase by the consumer excepting the following provisions:

1. Kuryakyn shall have no obligation in the event the customer is unable to provide a receipt showing the date the customer purchased the product(s).
2. The product must be properly installed, maintained & operated under normal conditions.
3. Kuryakyn shall not be liable for any consequential & incidental damages, including labor & paint, resulting from failure of a Kuryakyn product, failure to deliver, delay in delivery, delivery in nonconforming condition, or for any breach of contract or duty between Kuryakyn & a customer.
4. Kuryakyn products are often intended for use in specific applications. Kuryakyn makes no warranty if a Kuryakyn product is used in applications other than intended.
5. Kuryakyn electrical products are warranted for one (1) year from the date of purchase by the consumer. L.E.D.'s contained in components of Kuryakyn products will be warranted for defects in materials & workmanship for 3 years from the date of purchase whereas all other components shall be warranted for one (1) year.
6. Merchandise purchased directly from Internet auction sites or any other third party seller is considered sold as is & shall not carry a Kuryakyn warranty. All warranty claims must be directed to the original seller. If unsure please contact the seller to verify they are an authorized Kuryakyn retailer.

RETURN POLICY

Merchandise determined to be defective may be returned up to one year from the date of purchase. Returns must be processed through original seller. Returned merchandise for any other reason other than warranty claims must be in like new condition & subject to a 20% restocking fee. All returns are subject to inspection for determination of full or partial credit. Any returned part that shows evidence of being used or installed contrary to manufacturer's instructions, &/or subjected to improper handling, packaging or return shipping by the customer, will not be eligible for exchange, refund or warranty consideration. All returned electrical items will be inspected & tested. If electrical item is deemed functional, no credit will be issued & item will be returned. All sales are final on discontinued or closeout merchandise.