



Participant Info: Must-Read Before Departure

1 Pick up the tracker, cable, and pouch.

Please keep the tracker in its pouch throughout the event. Make sure to use our USB-C cable (USB-A/C cables don't always work).



2 Turn on your tracker

At least one hour before departure: Press and hold the small ON button on the top of the tracker for 3 seconds (not the big button in the middle...). All LEDs will start flashing – the tracker is now on!



It must remain ON throughout the event.
It has a 4-day battery life (unless stated otherwise).

3 Positioning the Tracker

Attach it to one of these five locations, QR code facing the sky. Incorrect positioning = drained battery and poor accuracy.



Jersey pocket



Top tube



Top tube bag



Aerobars



Stem

4 Download the app (optional)

Search for "Madcap" or scan this QR code



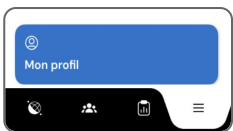
5 Scan your tracker (optional)

Espace Participant

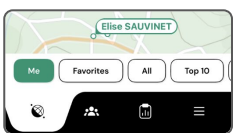
Click on "Participant Space"
and scan your QR code



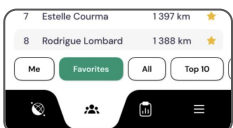
6 Cool things to do before the start



In the menu, go to "My Profile" and share your personal tracking link



Click on "Me" two times to locate yourself instantly on the map, then click on your name to check your battery level



Create your favorites list by clicking on the yellow stars to the right of the names

7 Notifications (optional)

After scanning your tracker, you will receive notifications each time a checkpoint is validated and when your battery is low

8 At the finish line



Hand over the tracker and pouch directly to the organizer (you can keep the USB cable)

Si abandon, renvoyer le tracker & pochette selon les informations transmises.



Information for Participants



MadCap ?

MadCap is a real-time tracking solution for outdoor adventures. It consists of a GPS tracker paired with a web and mobile application:

- [Télécharger App iOS](#)
- [Télécharger App Android](#)
- [Live tracking web MadCap](#)



The only three things you must do with your tracker :

- **Keep the tracker on:** Never turn it off – even at night. Charge it when needed.
- **Place your tracker correctly on your bike** (see the document "MadCap - Participant Info: Must-Read Before Departure").
- **Keep it in its pouch throughout the event** to protect it from rain, melted chocolate, and squashed bananas :)

This is enough for the entire tracking system to work; having the app is not mandatory.



Using MadCap during the event

- Simply follow the steps in the document "MadCap - Participant Info: Must-Read Before Departure" above.



The Deposit

A deposit of **€150** is required, either by check or digital bank imprint (not charged to your account). The event organizer will specify which method they have chosen. The tracker must be returned to the organizer upon arrival or sent back to MadCap within 14 days maximum after the event ends. Withdrawing a deposit is unpleasant for both you and us, so please help us avoid this inconvenience by taking good care of your tracker and returning it on time. They are our working tool :) Thank you in advance!

- Any tracker **not returned at the end of the event, or returned damaged and non-functional** due to degradation, will result in the deduction of the deposit.
- In case of abandonment: Any tracker **not received by MadCap, if returned without following one of the 5 return instructions below**, will result in the deduction of the deposit.



Returning the tracker after the event

Please return the tracker to the organizer at the end of the event.

If you abandon or for any other reason, please ensure you return the tracker by following the 5 points below.



1 - Within 14 days after the event ends



2 - Use registered mail

3 - Declare a value of €150 on the package

4 - Pay any customs fees if applicable

5 - Keep your tracking number as proof

MadCap
Samuel CHARRON
9 rue Rémy Dumoncel
75014 Paris
return@madcap.cc
+33 6 89 20 98 67

