








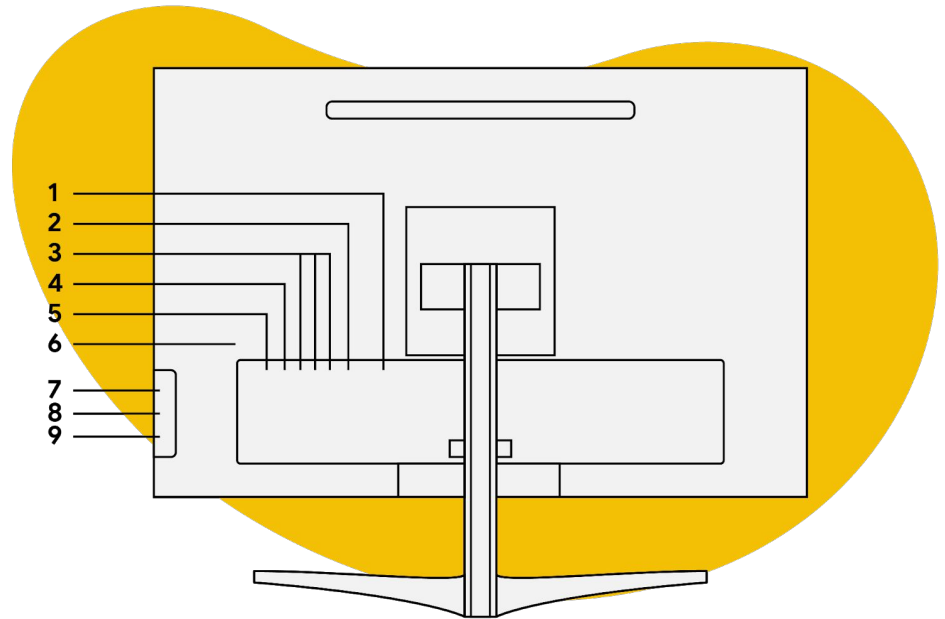


WIRING DIAGRAMS

Chromebase CA24V2

-  1. DC-in jack
-  2. Ethernet (RJ-45) port
-  3. USB 3.1 ports
-  4. HDMI port
-  5. USB Type-C port
-  6. Kensington lock slot
-  7. MicroSD card slot
-  8. USB port with Power-off charging
-  9. Headset/speaker jack



For a more indepth installation guide, [check here](#)

Version 1.0