

SAVE THIS FILE!



Online Learning

<https://crystalbeshara.com/shopvideos>

WWW.CRYSTALBESHARA.COM



WELCOME!

Hi I'm Crystal Beshara,
I've been working in watercolor for over 40 years and teaching
watercolor workshops all over the world for over 20!

Whatever skill level you're at, this video is meant to be an educational tool.
Our subject matter is simply a vehicle for you to learn techniques and build your
practice. Please don't worry about the end product. You can always try it again and
again or take these honed techniques to your next painting!

MORE LEARNING AVAILABLE on my YOUTUBE CHANNEL

YOUR ONLINE COURSE is LOCATED AT:

Cheers & as always, Happy Painting!

Crystal B.

**DON'T FORGET TO
SAVE THIS FILE!**

WWW.CRYSTALBESHARA.COM

Tips FOR SUCCESS!

01

WATCH HOW TO PREP YOUR WORKSPACE

WATCH HERE: <https://youtu.be/yCynETN6piU?si=gZsAndFxjvFprlnf>

02

GET YOUR MATERIALS READY

03

DOWNLOAD REFERENCE PHOTOS (IF ANY)

04

WATCH FREE BEGINNER WATERCOLOUR
CLICK HERE:

https://youtube.com/playlist?list=PLPQ2yBvZsRtH6K8EPfnk_Tia4ph7jg5Za&si=≡pvb77szenICWdepM

WATERCOLOR DUCK: THE SIMPLE 6-COLOR PALETTE


YOUR 3 PRIMARY PAINTS:



GAMBOGE YELLOW
(PY110)



ALIZARIN CRIMSON
(PR83)



ULTRAMARINE BLUE
(PB29)

SECONDARY MIXES & SPECIALTY TONES:



GAMBOGE
YELLOW

+

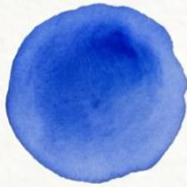


ALIZARIN
CRIMSON

=



ORANGE
(Yellow + Crimson Mix)




ULTRAMARINE
BLUE

+




ALIZARIN
CRIMSON

=



VIOLET
(Blue + Crimson Mix)



ULTRAMARINE
BLUE

+



GAMBOGE
YELLOW

=



RUSTY BROWN
(Blue + Yellow Mix)

SPECIALTY TONES



GOLD

(2 Yellow : 1 Crimson)



RUSTY
BROWN

(1 Blue : 1 Yellow : small Crimson)



CLEAR & PURE
LAYERS



USE WATER TO
CONTROL INTENSITY

A Beginner's Guide
by Crystal Beshara



REFERNCES IMAGES for personal use only ©CrystalBeshara.com





*I hope you enjoyed
your learning experience.*

I would **LOVE** to see your results!

TAG ME:

@CRYSTALBESHARAARTIST

#CRYSTALBESHARAARTIST



Crystall B.



WWW.CRYSTALBESHARA.COM

CUSTOMER *Testimonials*



Reviews



"Very good video...instructions are clear and well paced with meaningful demos...a good stand alone teaching video or in my case, I took the excellent in person workshop with Crystal and purchased the video to refer to the techniques for"

– Cathy V

Reviews



"Crystal's seascape tutorial is an easy-to-follow, informative session and one of the best I've seen. Many techniques, such as her use of masking fluid, can also be applied to other subjects. I was never a big fan of masking fluid until Crystal demonstrated how to achieve a more realistic result and now I really enjoy using it. Thank you for a great lesson, Crystal!"

– Barbara N

Reviews



"This tutorial is excellent! Clear and easy to follow! I have used it a few times and am very happy with the result! Inspiring and such fun! Meditative Seascape in watercolour (30 min) Video Tutorial"

– Tracy J

Reviews



"I loved this educational video. Crystal is an excellent artist as well as excellent educator. She doesn't just make some strokes & move on expecting the viewer to get it. She explains in detail how the water moves, or the paint reacts. Her technique may be a challenge for beginners, but you own the video, so you can practice over & over."

– Susan R



