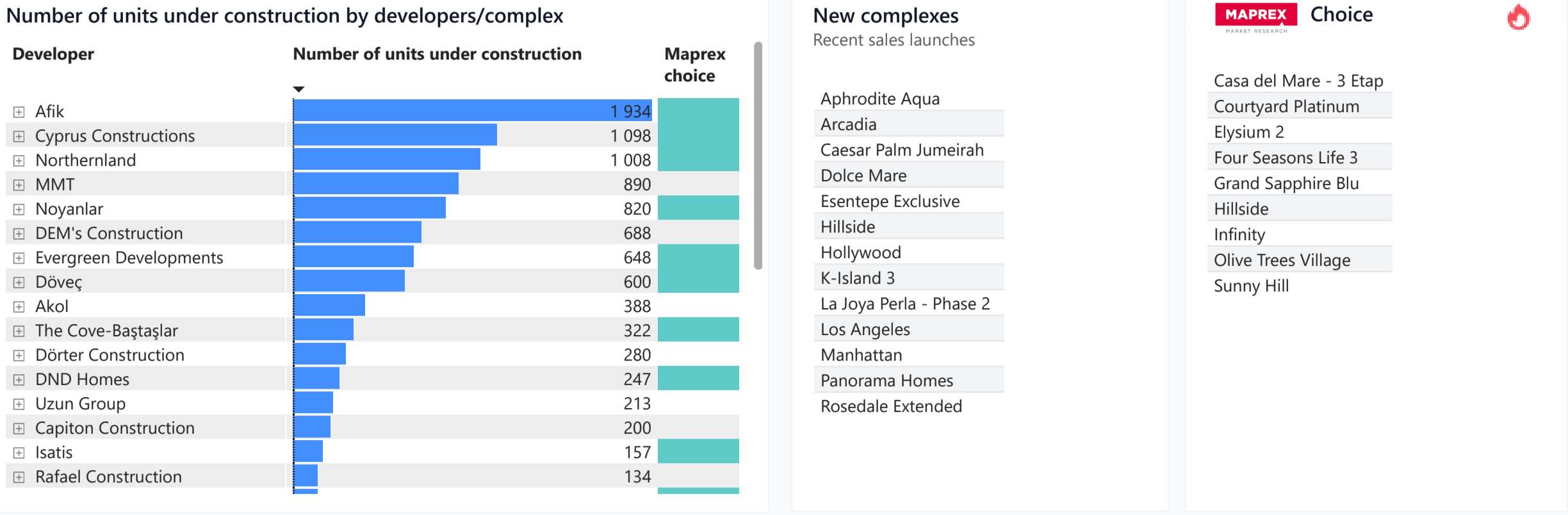
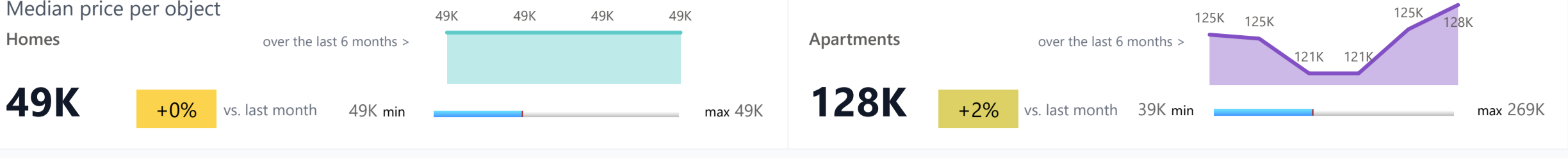
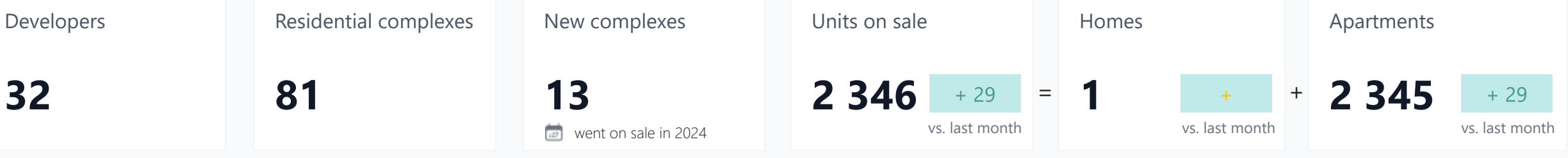
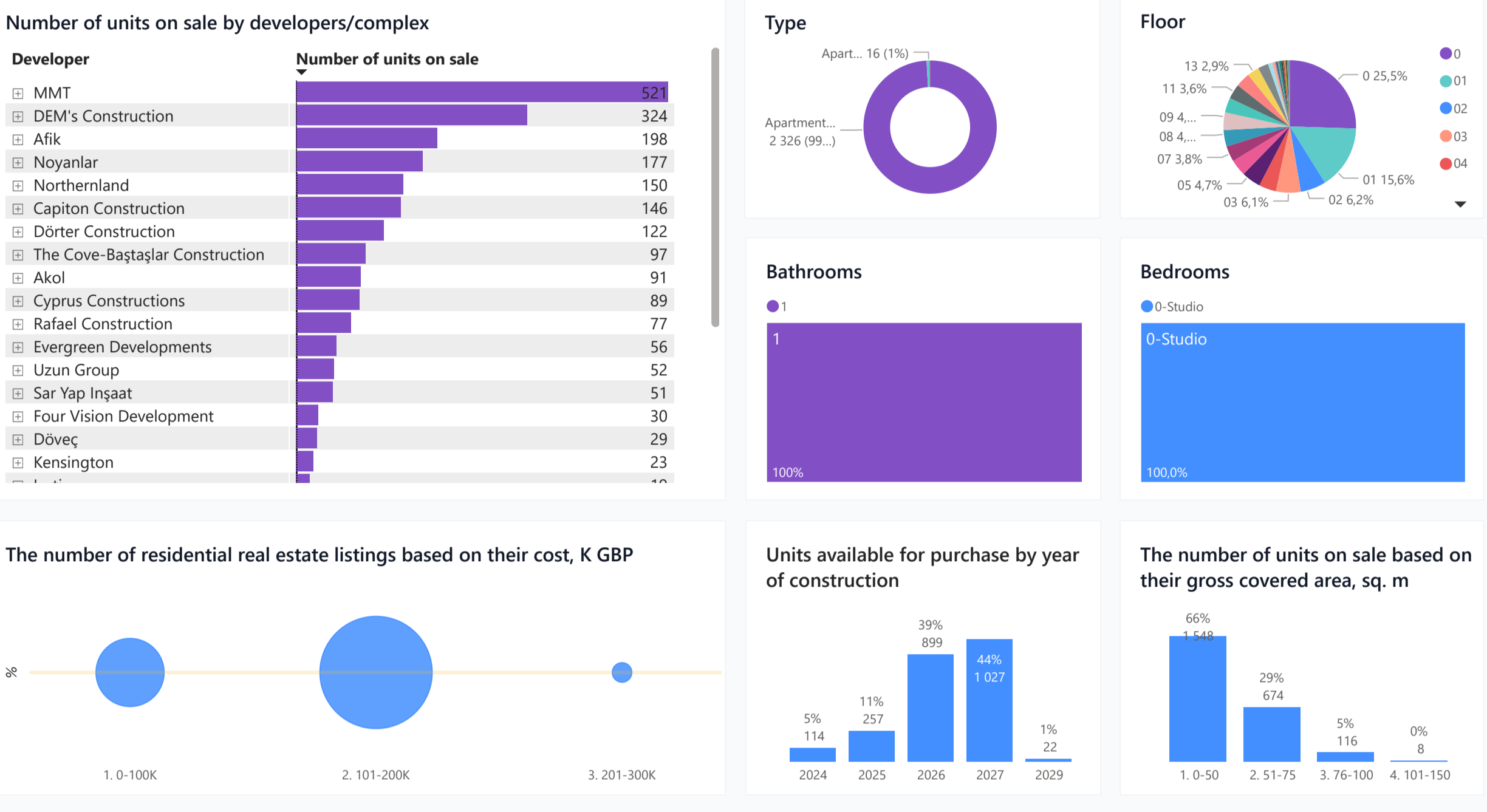


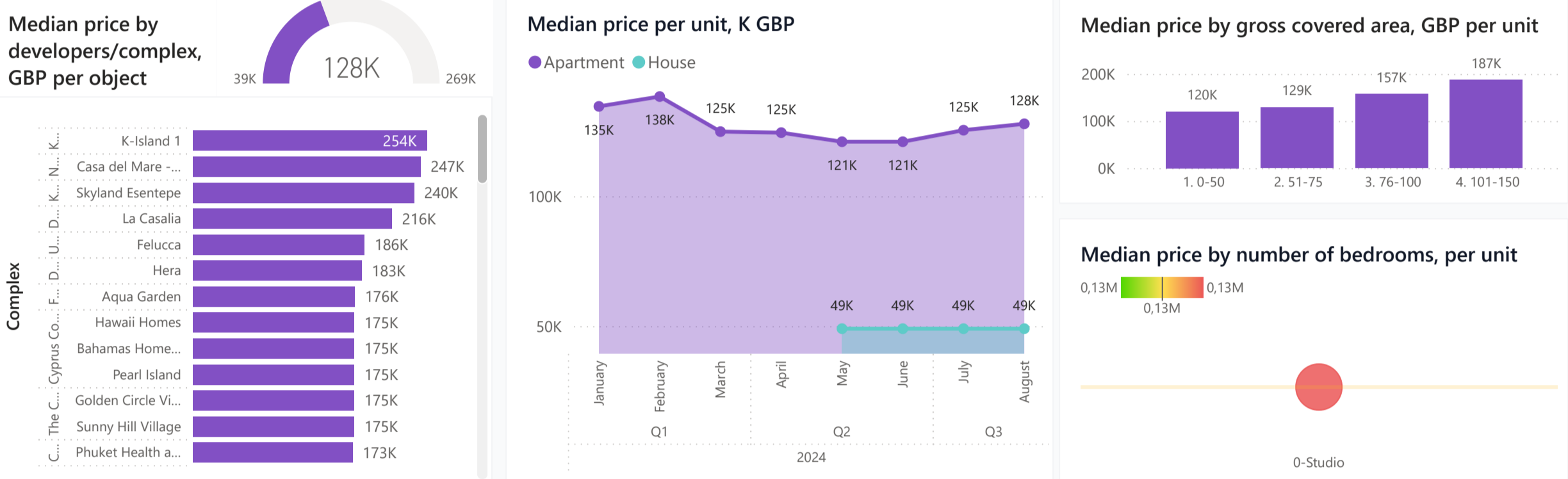
0-Studio (1+0)



Offer



Price dynamics



Median price per unit, K GBP

| Year                 | Quarter                              | 2024   |          |          |            | 2023 |          |          |            |
|----------------------|--------------------------------------|--------|----------|----------|------------|------|----------|----------|------------|
|                      |                                      | August | % change | prev.pri | prev.date  | July | % change | prev.pri | prev.date  |
| Afik                 | Caesar Blue                          | 159K   | -0%      | 159K     | 24.07.2024 | 159K | +0%      | 159K     | 24.06.2024 |
|                      | Caesar Breeze                        | 115K   | +0%      | 115K     | 24.07.2024 | 115K | +0%      | 115K     | 24.06.2024 |
|                      | Caesar Cliff                         | 117K   | +0%      | 117K     | 24.07.2024 | 117K | +0%      | 117K     | 24.06.2024 |
|                      | Caesar Cliff 2                       |        |          |          | 24.07.2024 |      |          |          | 24.06.2024 |
|                      | Caesar Palm Jumeirah                 | 133K   | +0%      | 133K     | 24.07.2024 | 133K | +1%      | 132K     | 24.06.2024 |
|                      | Caesar Resort 4                      | 142K   | -1%      | 143K     | 24.07.2024 | 143K | -2%      | 146K     | 24.06.2024 |
|                      | Caesar Resort 6                      | 139K   | +0%      | 139K     | 23.07.2024 | 139K | +0%      | 139K     | 24.06.2024 |
|                      | Caesar Resort 7                      | 132K   | +0%      | 132K     | 23.07.2024 | 132K | +0%      | 132K     | 24.06.2024 |
|                      | Caesar Resort 8                      | 106K   | +0%      | 106K     | 23.07.2024 | 106K | +0%      | 106K     | 24.06.2024 |
|                      | Caesar Resort 9                      | 107K   | -0%      | 107K     | 23.07.2024 | 107K | +0%      | 107K     | 24.06.2024 |
| Akol                 | Dolce Mare                           | 135K   |          |          | 24.07.2024 | 135K |          |          | 25.06.2024 |
|                      | Dolce Vita                           | 139K   | +0%      | 139K     | 25.07.2024 | 139K | +0%      | 139K     | 25.06.2024 |
|                      | Esentepe Exclusive                   | 135K   | +0%      | 135K     | 25.07.2024 | 135K |          |          | 21.05.2024 |
|                      | Salamis Holiday Homes                |        |          |          | 25.07.2024 |      |          |          | 115K       |
| Ardem                | Seafont                              | 165K   |          |          | 25.07.2024 |      |          |          | 25.06.2024 |
|                      | Aventurine                           | 130K   | +0%      | 130K     | 25.07.2024 | 130K | +0%      | 130K     | 25.06.2024 |
| Capiton Construction | CC Towers Girne                      | 164K   | +0%      | 164K     | 25.07.2024 | 164K | +0%      | 164K     | 25.06.2024 |
|                      | CC Towers Iskele                     | 95K    | +0%      | 95K      | 25.07.2024 | 95K  | +0%      | 95K      | 25.06.2024 |
| Carrington Group     | Malibu                               |        |          |          | 27.07.2024 |      |          |          | 26.06.2024 |
|                      |                                      |        |          |          |            |      |          |          | 22.05.2024 |
| Cyprus Constructions | Bahamas Homes 2                      | 175K   | +0%      | 175K     | 26.07.2024 | 175K | -3%      | 180K     | 26.06.2024 |
|                      | Bahamas Homes 3                      | 161K   | +0%      | 161K     | 26.07.2024 | 161K | +0%      | 161K     | 26.06.2024 |
|                      | Hawaii Homes                         | 175K   | +0%      | 175K     | 26.07.2024 | 175K | +0%      | 175K     | 26.06.2024 |
|                      | Pearl Island                         | 175K   | +0%      | 175K     | 26.07.2024 | 175K | +0%      | 175K     | 26.06.2024 |
|                      | Phuket Health and Wellness - Phase 2 | 175K   | +2%      | 171K     | 26.07.2024 | 171K | +0%      | 171K     | 26.06.2024 |
| DEM's Construction   | Eden Garden                          | 101K   | +0%      | 101K     | 27.07.2024 | 101K | +0%      | 101K     | 27.06.2024 |
|                      | Hera                                 | 183K   | +0%      | 183K     | 27.07.2024 | 183K | +0%      | 183K     | 27.06.2024 |
|                      | Venice                               | 113K   | +0%      | 113K     | 27.07.2024 | 113K | +0%      | 113K     | 27.06.2024 |
|                      |                                      |        |          |          |            |      |          |          | 113K       |

Developers/Complexes

| Developer            | Start of sale | Keys       | Trafo, min, GBP | Min price, K GBP | Max price, K GBP | Blocks      | Building floor | Units total   | Units on sale | % of units on sale | Min sq. m | Max sq. m  | Sea, m     | Land area, sq. m |
|----------------------|---------------|------------|-----------------|------------------|------------------|-------------|----------------|---------------|---------------|--------------------|-----------|------------|------------|------------------|
| Afik                 | 01.03.2022    | 2027       | 1500            | 98K              | 258K             | 132         | 19             | 2 296         | 198           | 3%                 | 38        | 69         | 530        | 181 500          |
|                      | 2020          | 2025       | 1500            | 136K             | 176K             | 17          | 11             | 504           | 16            | 1%                 | 59        | 69         | 200        | 50 000           |
|                      | 01.09.2022    | 2026       | 1500            | 115K             | 130K             | 30          | 2              | 78            | 12            | 8%                 | 52        | 57         | 200        | 100 000          |
|                      | 01.06.2020    | 2025       | 1500            | 117K             | 117K             | 26          | 2              | 30            | 6             | 12%                | 38        | 50         | 200        | 85 000           |
|                      | 01.12.2022    | 2026       | 1500            |                  |                  | 8           | 2              | 11            |               |                    | 51        | 51         |            | 30 000           |
|                      | 01.06.2024    | 2027       | 1500            | 116K             | 258K             | 5           | 19             | 181           | 31            |                    | 53        | 53         | 300        | 50 000           |
|                      | 2020          | 2023       | 1500            | 121K             | 157K             | 8           | 12             | 218           | 14            | 2%                 | 60        | 65         | 300        | 300 000          |
|                      | 01.06.2021    | 2025       | 1500            | 109K             | 157K             | 15          | 16             | 553           | 69            | 4%                 | 52        | 64         | 800        | 300 000          |
|                      | 01.03.2022    | 2025       | 1500            | 107K             | 144K             | 6           | 6              | 133           | 16            | 5%                 | 52        | 64         | 800        | 300 000          |
| Akol                 | 01.09.2022    | 2026       | 1500            | 101K             | 121K             | 13          | 12             | 445           | 17            | 1%                 | 52        | 64         | 800        | 300 000          |
|                      | 01.05.2023    | 2027       | 1500            | 98K              | 118K             | 4           | 11             | 143           | 17            | 4%                 | 54        | 64         | 1 200      | 300 000          |
|                      | 01.03.2023    | 2026       | 2040            | 129K             | 165K             | 90          | 2              | 388           | 91            | 15%                | 50        | 92         | 600        | 38 160           |
|                      | 01.08.2024    | 2026       | 1800            | 129K             | 145K             | 35          | 2              | 128           | 36            | 25%                | 50        | 92         | 100        | 50 500           |
|                      | 01.08.2023    | 2026       | 1800            | 129K             | 155K             | 22          | 2              | 156           | 34            | 11%                | 58        | 76         | 600        | 70 000           |
|                      | 01.06.2024    | 2025       | 3000            | 135K             | 135K             | 26          | 2              | 48            | 8             | 11%                | 62        | 62         | 300        | 25 600           |
|                      |               |            | 1800            |                  |                  |             |                |               |               |                    |           |            |            | 21 000           |
|                      | 01.03.2023    | 2025       | 1800            | 165K             | 165K             | 7           | 2              | 56            | 13            | 12%                | 74        | 78         | 200        | 23 720           |
|                      | 01.08.2023    | 2026       |                 | 130K             | 140K             | 10          | 2              | 12            | 8             | 33%                | 52        | 52         | 200        | 40 000           |
| Ardem                | 01.08.2023    | 2026       |                 | 130K             | 140K             | 10          | 2              | 12            | 8             | 33%                | 52        | 52         | 200        | 40 000           |
|                      | Aventurine    | 01.08.2023 | 2026            |                  | 130K             | 140K        | 10             | 2             | 12            | 8                  | 33%       | 52         | 52         | 200              |
| Capiton Construction | 01.06.2023    | 2026       | 2400            | 77K              | 170K             | 4           | 15             | 216           | 146           | 24%                | 31        | 72         | 1 125      | 20 845           |
|                      | 01.01.2023    | 2024       | 2400            | 159K             | 170K             | 2           | 9              | 16            | 4             | 3%                 | 46        | 72         | 1 250      | 6 690            |
| Carrington Group     | 01.05.2023    | 2025       | 3490            | 77K              | 157K             | 2           | 15             | 200           | 142           | 31%                | 31        | 70         | 1 000      | 35 000           |
|                      | 01.05.2023    | 2025       | 3490            |                  |                  | 15          | 2              | 25            |               |                    | 42        | 62         |            | 3 188            |
| Cyprus Constructions | 01.01.2020    | 2027       | 3000            | 146K             | 187K             | 126         | 2              | 1 254         | 89            | 7%                 | 43        | 78         | 560        | 37 000           |
|                      | 2021          | 2025       | 3000            | 171K             | 185K             | 11          | 2              | 224           | 5             | 2%                 | 43        | 78         | 500        | 20 000           |
|                      | 01.10.2022    | 2026       | 3000            | 150K             | 187K             | 19          | 2              | 256           | 44            | 17%                | 43        | 78         | 500        | 25 000           |
|                      | 01.06.2022    | 2025       | 3000            | 165K             | 185K             | 40          | 2              | 352           | 2             | 1%                 | 43        | 78         | 300        | 30 000           |
|                      | 01.01.2020    | 2023       | 3000            | 175K             | 175K             | 10          | 2              | 156           | 4             | 3%                 | 43        | 78         | 600        | 20 000           |
|                      | 01.06.2023    | 2027       | 3000            | 146K             | 187K             | 46          | 2              | 266           | 34            | 9%                 | 43        | 78         | 900        | 90 000           |
| DEM's Construction   | 01.04.2023    | 2029       | 1667            | 97K              | 190K             | 21          | 10             | 688           | 324           | 24%                | 32        | 58         | 1 033      | 28 000           |
|                      | 01.04.2023    | 2027       | 2500            | 99K              | 103K             | 4           | 3              | 36            | 21            | 18%                | 35        | 35         | 1 300      | 20 000           |
|                      | 26.11.2023    | 2027       | 0               | 165K             | 190K             | 8           | 4              | 400           | 250           | 55%                | 32        | 32         | 300        | 29 000           |
|                      | 01.09.2023    | 2029       | 2500            | 97K              | 151K             | 9           | 10             | 252           | 53            | 7%                 | 48        | 58         | 1 500      | 35 000           |
| DND Homes            | 01.01.2024    | 2027       | 1500            | 95K              | 120K             | 17          | 2              | 247           | 13            | 3%                 | 46        | 89         | 717        | 15 600           |
|                      | 01.06.2023    | 2025       | 1500            | 115K             | 115K             | 4           | 2              | 29            | 1             | 1%                 | 89        | 89         | 600        | 20 000           |
|                      | 01.09.2023    | 2026       | 1500            | 100K             | 120K             | 9           | 2              | 204           | 10            | 3%                 | 46        | 51         | 700        | 18 000           |
| <b>Total</b>         |               |            | <b>2113</b>     | <b>39K</b>       | <b>269K</b>      | <b>1175</b> |                | <b>10 760</b> | <b>2 346</b>  | <b>10%</b>         | <b>22</b> | <b>166</b> | <b>635</b> | <b>58 374</b>    |

Sales

