

3+1

Developers

33

Residential complexes

100

New complexes

8

went on sale in 2024

Units on sale

804

+51 vs. last month

Homes

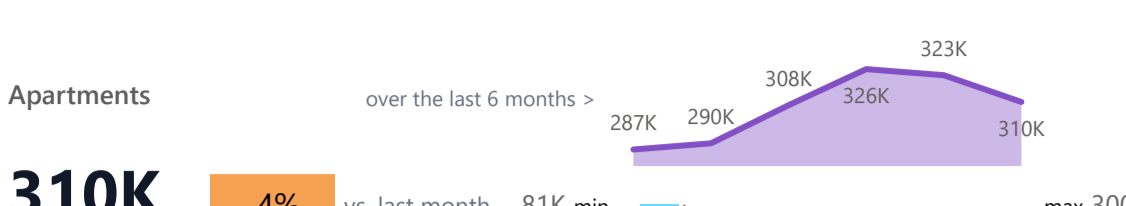
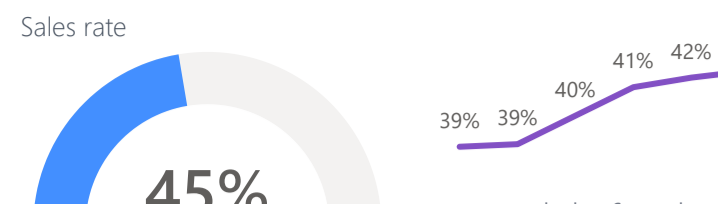
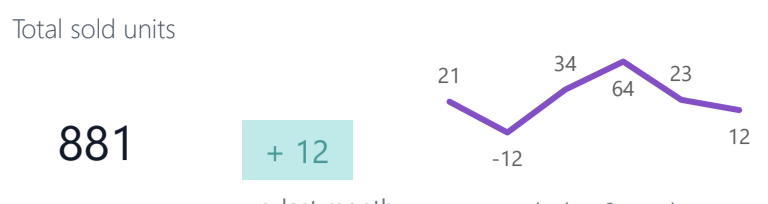
246

+1 vs. last month

Apartments

558

+50 vs. last month



Number of units under construction by developers/complex



New complexes - Recent sales launches

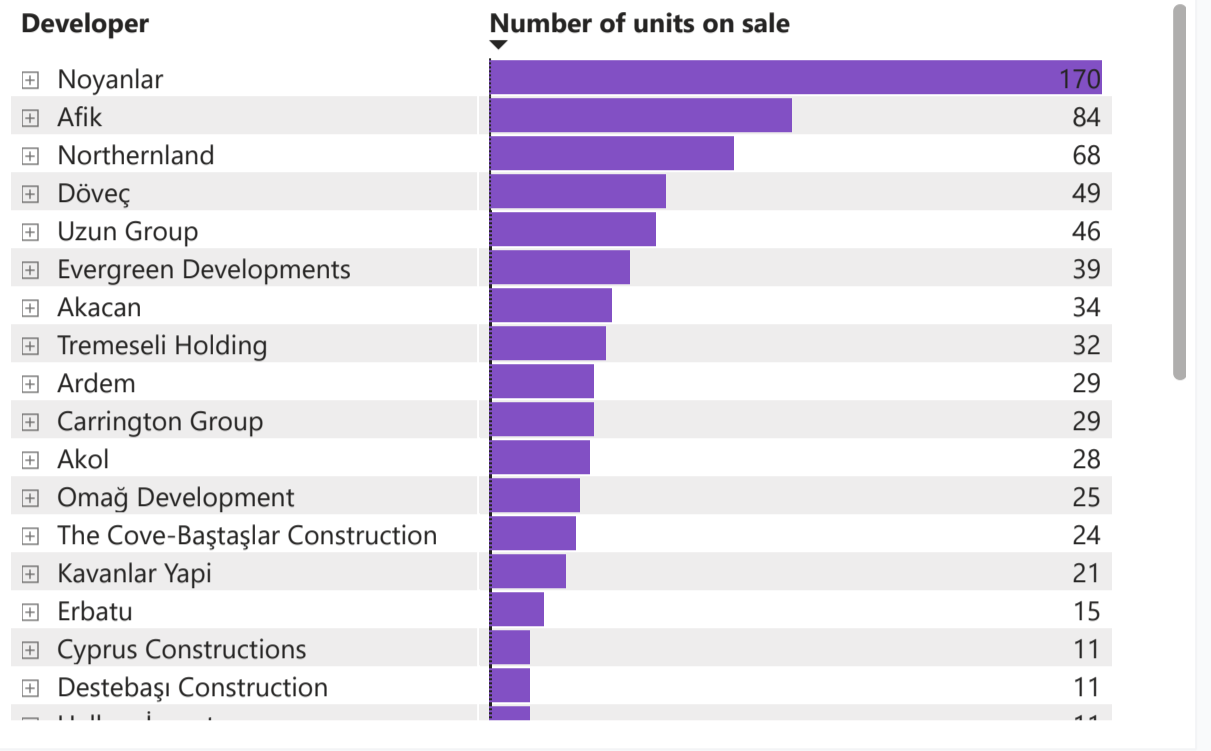
- Class 8
- Dolce Mare
- Esentepe Exclusive
- Esentepe Hills
- Panorama Homes
- Phuket Health and Wellness - Phase 3
- Rosedale Extended
- Vavilia Serenity
- Vita Nova
- Vita Nova - Phase 2

MAPREX Choice

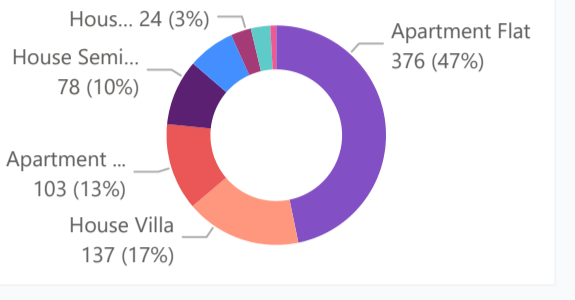
- Alouha Beach Resort - Phase 1
- Courtyard Platinum
- Elysium 2
- Grand Sapphire Blu
- Infinity
- Natulus
- Phuket Health and Wellness - Phase 1

Offer

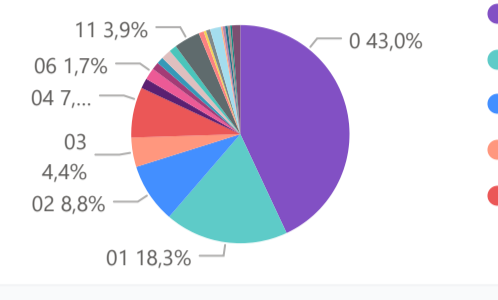
Number of units on sale by developers/complex



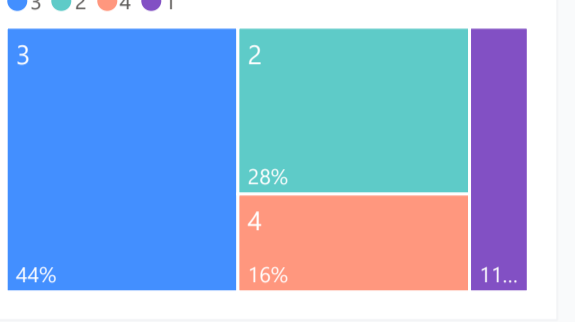
Type



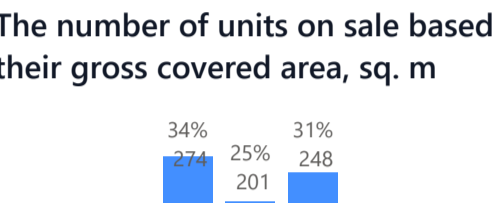
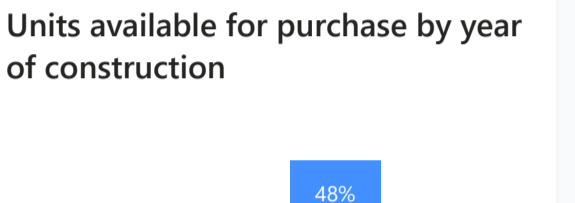
Floor



Bathrooms

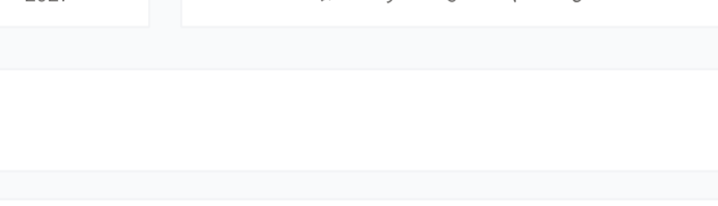
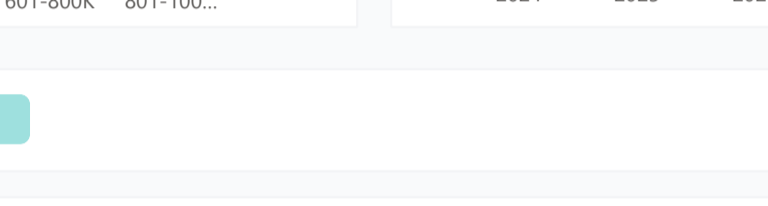
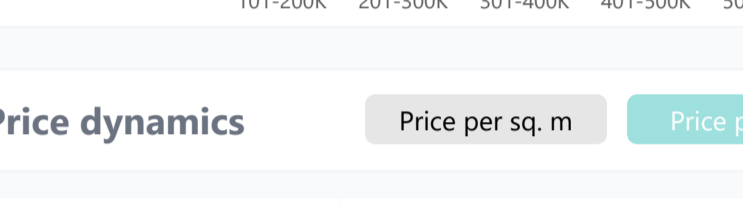


Bedrooms



Price dynamics

Price per sq. m | Price per unit



Median price per unit, K GBP

Year	Quarter	Month	Developer	Q3 2024				Q2 2024				Q1 2024							
				Price per unit	% change	prev. price	prev. date	Price per unit	% change	prev. price	prev. date	Price per unit	% change	prev. price	prev. date				
Afik	August	Blue Line Villas	360K	+0%	360K	24.07.2024	360K	+0%	360K	24.06.2024	360K	+0%	360K	20.05.2024	360K	+0%	360K	20.04.2024	
			Caesar Blue	474K	+0%	474K	24.07.2024	474K	+0%	474K	24.06.2024	474K	+0%	474K	20.05.2024	474K	+0%	474K	20.04.2024
			Caesar Blue Villas	357K	+0%	357K	24.07.2024	357K	+4%	345K	24.06.2024	345K	+0%	345K	20.05.2024	345K	+0%	345K	20.04.2024
			Caesar Breeze	445K	+0%	445K	24.07.2024	445K	+0%	445K	24.06.2024	445K	+0%	445K	20.05.2024	445K	+0%	445K	20.04.2024
			Caesar Cliff 2	375K	+0%	375K	24.07.2024	375K	+0%	375K	24.06.2024	375K	+0%	375K	20.05.2024	375K	+0%	375K	20.04.2024
			Caesar Resort 4	672K	+0%	672K	24.07.2024	672K	+0%	672K	24.06.2024	672K	+0%	672K	20.05.2024	672K	+0%	672K	20.04.2024
			Caesar Resort 6	420K	+0%	420K	23.07.2024	420K	+0%	420K	24.06.2024	420K	+0%	420K	20.05.2024	420K	+0%	420K	20.04.2024
			Caesar Resort 8	200K	+0%	200K	23.07.2024	200K	+0%	200K	24.06.2024	200K	+0%	200K	20.05.2024	200K	+0%	200K	20.04.2024
Akacan	August	Akacan Shopping Mall & Residence	700K	+0%	700K	25.07.2024	700K	+0%	700K	25.06.2024	700K	+0%	700K	21.05.2024	700K	+0%	700K	21.04.2024	
			Cruise	450K	+0%	450K	25.07.2024	450K	-10%	500K	25.06.2024	500K	-17%	600K	21.05.2024	600K	+1%	588K	21.04.2024
			Premium	450K	+0%	450K	25.07.2024	450K	+0%	450K	25.06.2024	450K	-8%	490K	21.05.2024	490K	-3%	519K	21.04.2024
Akdam Construction	August	Kilic Life	208K	+0%	208K	25.07.2024	208K	+0%	208K	25.06.2024	208K	+0%	208K	21.05.2024	208K	+0%	208K	21.04.2024	
			Akol	550K	+0%	550K	25.07.2024	550K	+0%	550K	25.06.2024	550K	+0%	550K	21.05.2024	550K	+10%	500K	21.04.2024
Akol Marine	August	Dolce Mare	610K	+0%	610K	25.07.2024	610K	+0%	610K	25.06.2024	610K	+0%	610K	21.05.2024	610K	+0%	610K	21.04.2024	
			Dolce Vita	382K	+0%	382K	25.07.2024	382K	+0%	382K	25.06.2024	382K	+0%	382K	21.05.2024	382K	+0%	382K	21.04.2024
			Esentepe Exclusive	645K	+0%	645K	25.07.2024	645K	+0%	645K	25.06.2024	645K	+0%	645K	21.05.2024	645K	+0%	645K	21.04.2024
			Ardem 11	315K	+0%	315K	25.07.2024	315K	+18%	268K	25.06.2024	268K	+0%	268K	22.05.2024	268K	-15%	314K	22.04.2024
			Avangart Plus	340K	+0%	340K	25.07.2024	340K	+0%	340K	25.06.2024	340K	+0%	340K	22.05.2024	340K	+0%	340K	22.04.2024
			Avangart Prime	390K	+0%	390K	25.07.2024	390K	+0%	390K	25.06.2024	390K	+0%	390K	22.05.2024	388K	+0%	388K	22.04.2024
Aventurine	August	Green Hill	393K	+0%	393K	25.07.2024	393K	+0%	393K	25.06.2024	393K	+1%	393K	22.05.2024	393K	-2%	400K	22.04.2024	
			Vista Life	265K	+0%	265K	25.07.2024	265K	+0%	265K	25.06.2024	265K	+0%	265K	22.05.2024	265K	+0%	265K	22.04.2024
			Atooll	505K	+0%	505K	25.07.2024	505K	+0%	505K	25.06.2024	505K	+0%	505K	22.05.2024	505K	+0%	505K	22.04.2024
Capiton Construction	August	CC Towers Gıme	525K	+0%	525K	25.07.2024	525K	+0%	525K	25.06.2024	525K	+0%	525K	22.05.2024	525K	+0%	525K	22.04.2024	
			Karaoglanlıo Villas	385K	+0%	385K	25.07.2024	385K	+0%	385K	25.06.2024	385K	+4%	370K	22.05.2024	370K	+0%	370K	22.04.2024
			Carrington Group	385K	+0%	385K	25.07.2024	385K	+0%	385K	25.06.2024	385K	+0%	385K	22.05.2024	385K	+0%	385K	22.04.2024
Total	August	Total	320K	+0%	320K	25.07.2024	320K	+0%	320K	25.06.2024	320K	+0%	320K	22.05.2024	320K	+0%	320K	22.04.2024	
			2400K	+0%	2400K	25.07.2024	2400K	+0%	2400K	25.06.2024	2400K	+0%	2400K	22.05.2024	2400K	+0%	2400K	22.04.2024	

Developers/Complexes

Developers/Complexes profiles

Developer	Start of sale	Keys	Trafo, min, GBP	Min price, K GBP	Max price, K GBP	Blocks	Building floor	Units total	Units on sale	% of units on sale	Min sq. m	Max sq. m	Sea, m	Land area, sq. m
Afik	01.03.2022	2026	1800	200K	767K	198	16	336	84	2%	112	233	460	149 700
	01.04.2023	2026	3000	360K	373K	17	2	38	19	17%	165	176	500	20 000
	01.01.2023	2025	1500	423K	767K	37	11	54	8	1%	139	189	200	50 000
	01.09.2022	2024	3000	345K	400K	38	2	98	7	7%	154	165	300	12 000
	01.09.2022	2026	1500	300	300	30	2	14	3	2%	140	140	100	100 000
	01.06.2020	2025	1500	445K	445K	26	2	33	3	9%	120	150	200	85 000
	01.12.2022	2026	1500	375K	375K	8	2	13	6	35%	194	233	500	30 000
	2020	2023	1500	672K	672K	8	12	21	1	0%	122	126	300	300 000
	01.06.2021	2025	1500	350K	739K	15	16	56	39	2%	112	201	800	300 000
	01.03.2022	2025	1500	6	6	6	1	1	1	12%	123	123	300	300 000
	01.09.2022	2026	1500	200K	200K	13	12	8	1	0%	123	123	800	300 000
	Akacan	01.04.2023	2027	320K	3000K	4	10	73	34	12%	109	564	900	1 100
		01.12.2023	2027	650K	1150K	1	9	18	14	15%	129	230	1 300	1 900
		01.04.2023	2024	450K	500K	1	8	26	3	5%	129	258	100	600
Akdam Construction	01.11.2022	2024	320K	3000K	2	10	29	13	13%	109	564	1 300	800	
	01.09.2022	2024	208K	223K	2	8	14	7	15%	135	135	800	5 369	
	01.09.2022	2024	208K	22										