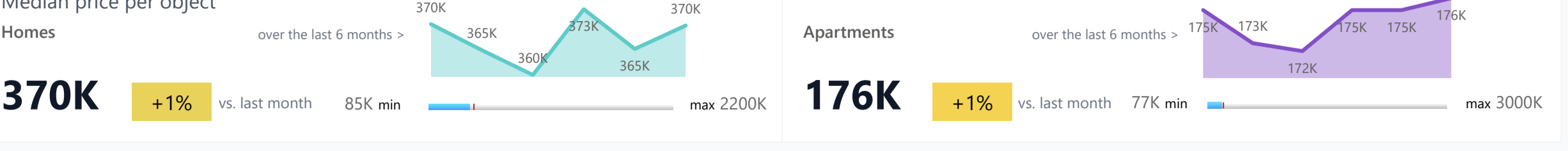
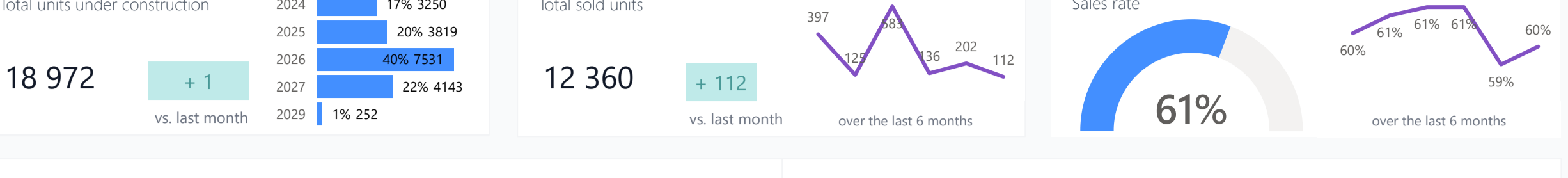
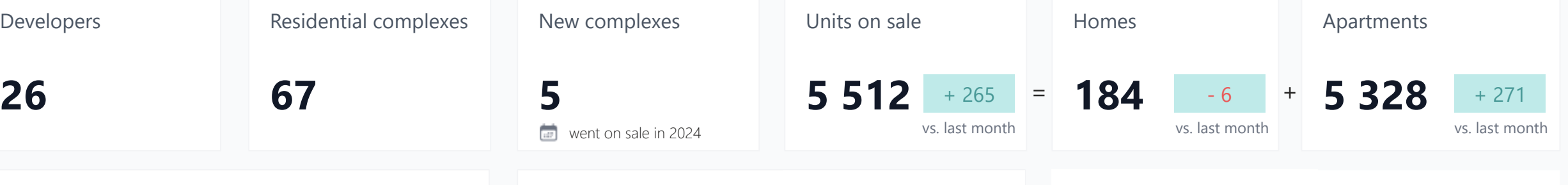
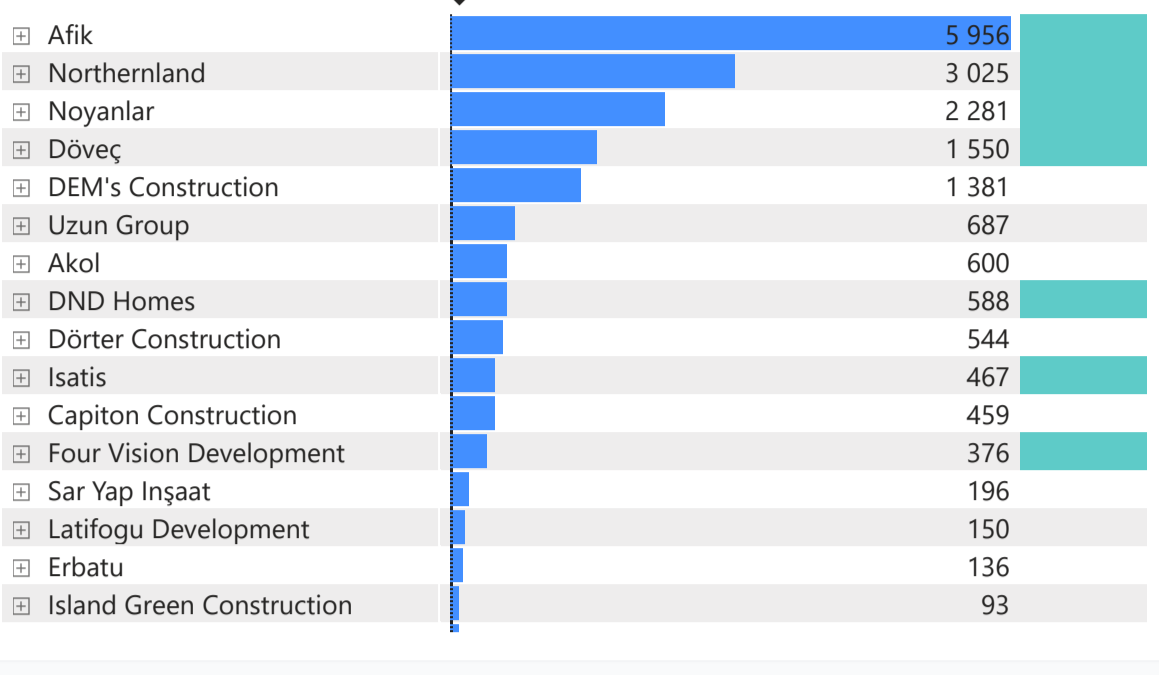


Iskele



Number of units under construction by developers/complex



New complexes

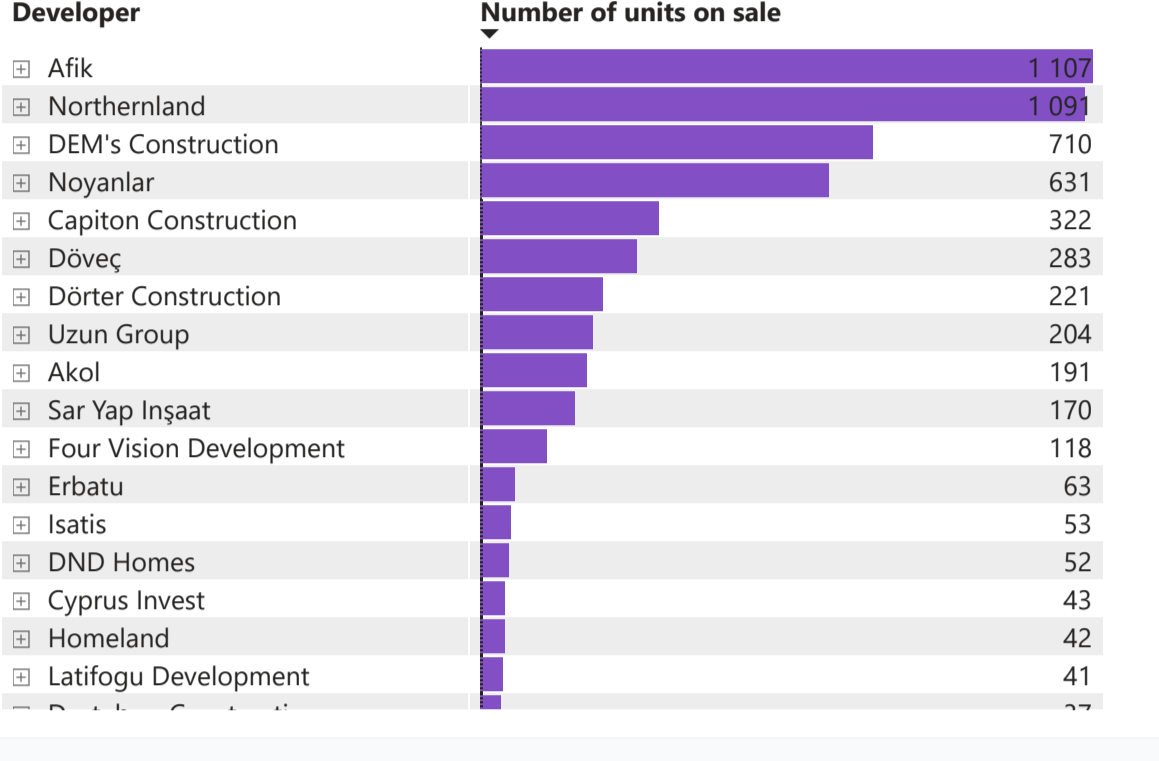
- Arcadia
- Caesar Palm Jumeirah
- La Joya Perla - Phase 2
- Privé
- Solmaris

MAPREX Choice

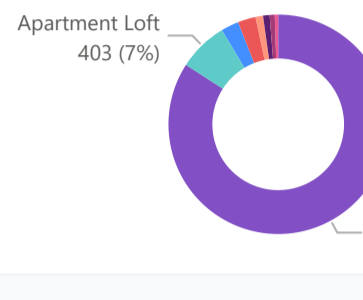
- Courtyard Platinum
- Elysium 2
- Four Seasons Life 3
- Grand Sapphire Blu
- Infinity

Offer

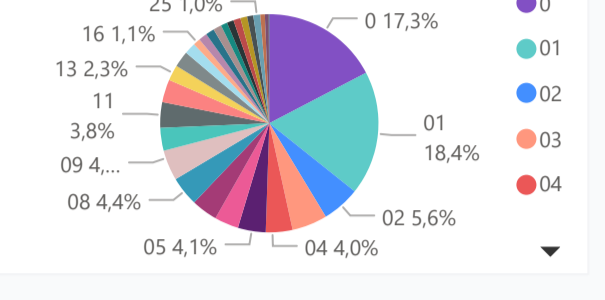
Number of units on sale by developers/complex



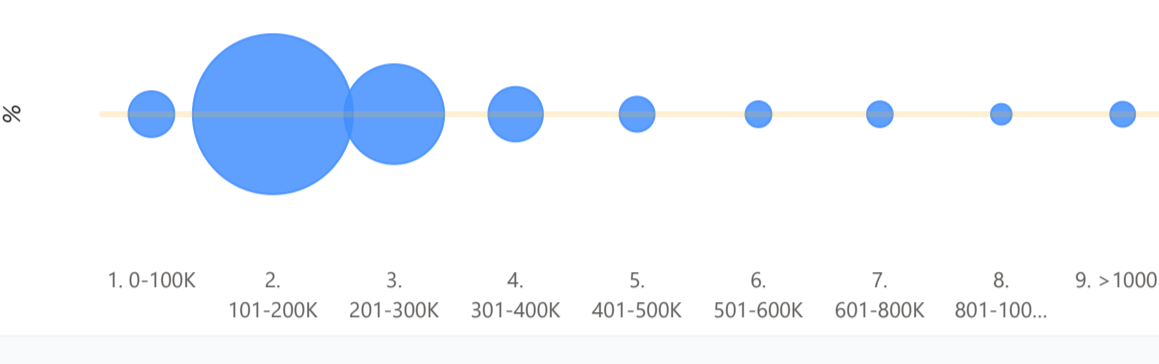
Type



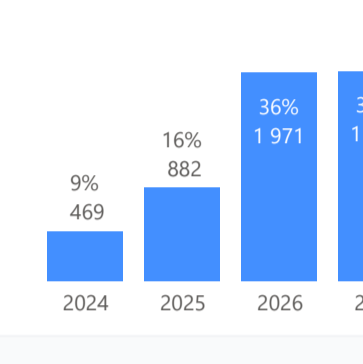
Floor



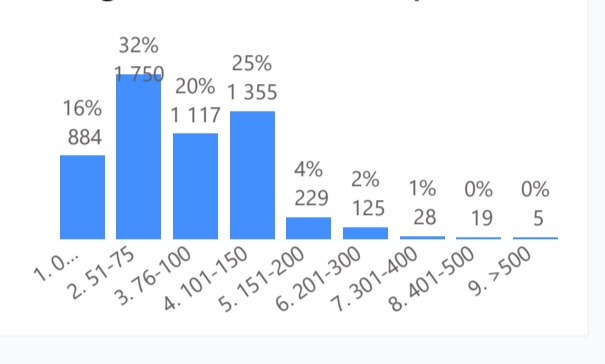
The number of residential real estate listings based on their cost, K GBP




Units available for purchase by year of construction



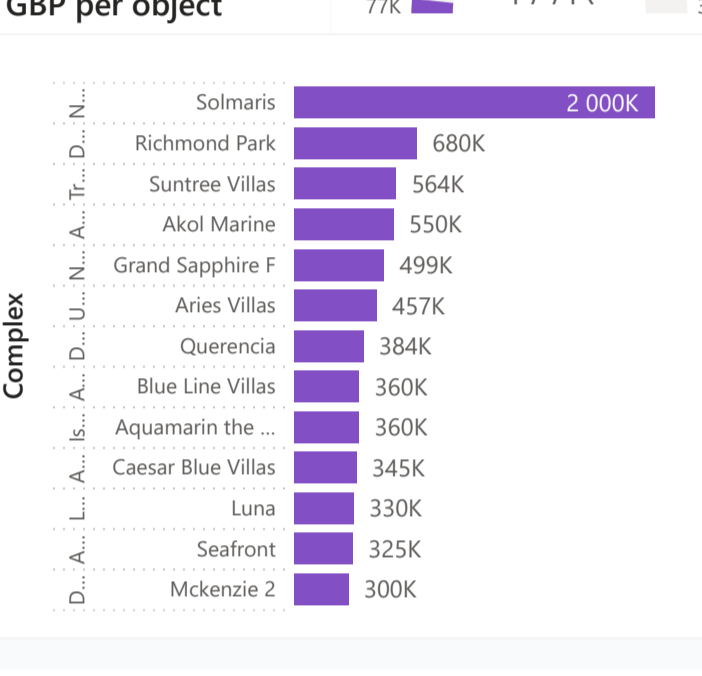
The number of units on sale based on their gross covered area, sq. m



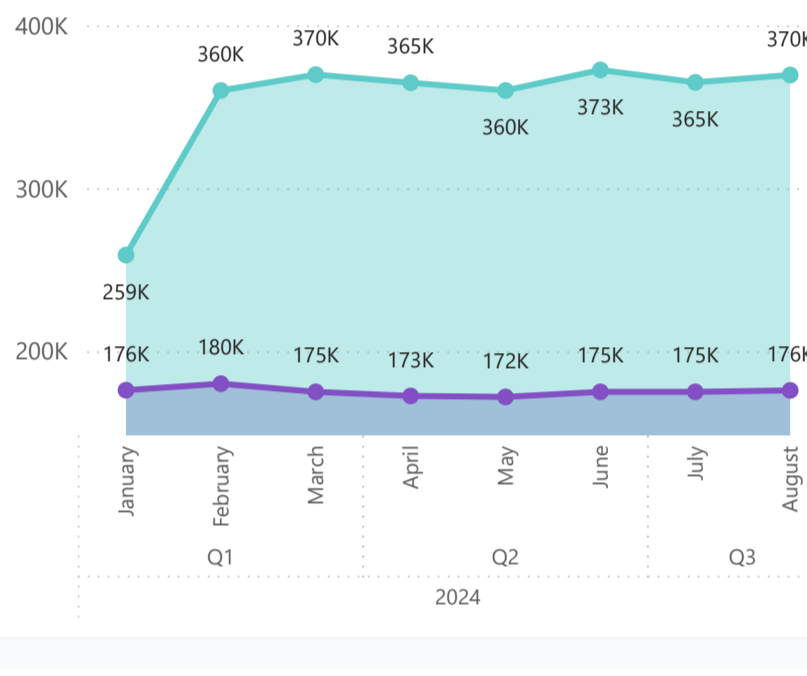
Price dynamics



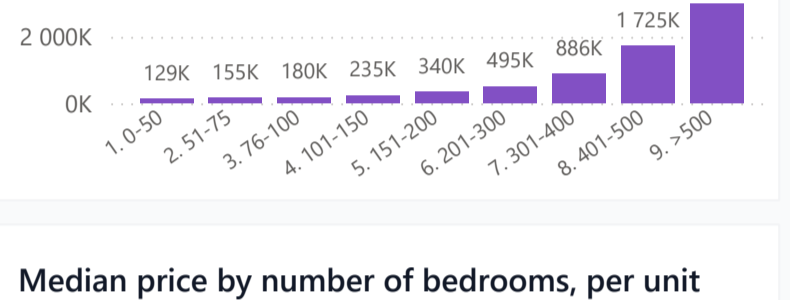
Median price by developers/complex, GBP per object



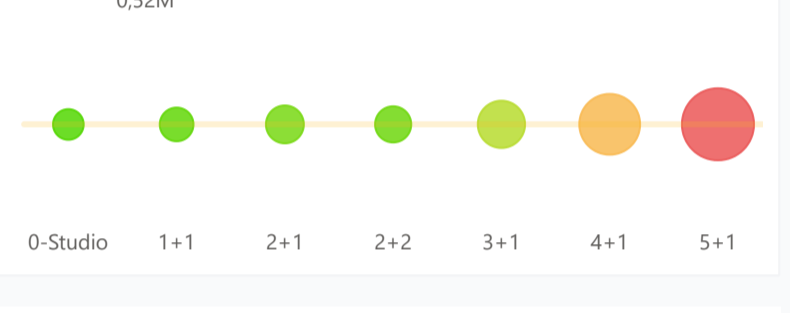
Median price per unit, K GBP



Median price by gross covered area, GBP per unit



Median price by number of bedrooms, per unit



Median price per unit, K GBP

Year	Quarter	2024 Q3				2024 Q2															
		August	Price per unit	% change	prev. price	July	Price per unit	% change	prev. price	June	Price per unit	% change	prev. price	May	Price per unit	% change	prev. price				
Afik	Blue Line Villas	360K	+0%	360K	24.07.2024	360K	+0%	360K	24.06.2024	360K	+0%	360K	20.05.2024	360K	+0%	360K					
	Caesar Blue	215K	-0%	215K	24.07.2024	215K	+0%	215K	24.06.2024	215K	+0%	215K	20.05.2024	215K	-0%	215K					
	Caesar Blue Villas	357K	+0%	357K	24.07.2024	357K	+4%	345K	24.06.2024	345K	+0%	345K	20.05.2024	345K	+0%	345K					
	Caesar Palm Jumeirah	196K	+0%	196K	24.07.2024	196K	+1%	194K	24.06.2024	194K	+3%	189K	20.05.2024	189K	+0%	189K					
	Caesar Resort 4	150K	+0%	149K	24.07.2024	149K	-0%	150K	24.06.2024	150K	+0%	149K	20.05.2024	149K	+0%	149K					
	Caesar Resort 6	162K	-1%	164K	23.07.2024	164K	+2%	161K	24.06.2024	161K	-3%	165K	20.05.2024	165K	+1%	165K					
	Caesar Resort 7	152K	+0%	152K	23.07.2024	152K	+0%	152K	24.06.2024	152K	+0%	152K	20.05.2024	152K	-0%	152K					
	Caesar Resort 8	132K	+1%	131K	23.07.2024	131K	-9%	144K	24.06.2024	144K	-1%	146K	20.05.2024	146K	-2%	146K					
	Caesar Resort 9	135K	-4%	141K	23.07.2024	141K	+0%	141K	24.06.2024	141K	+0%	141K	20.05.2024	141K	-0%	141K					
Akol	Akol Marine	550K	+0%	550K	25.07.2024	550K	+0%	550K	25.06.2024	550K	+0%	550K	21.05.2024	550K	+10%	500K					
	Dolce Vita	175K	+0%	175K	25.07.2024	175K	+0%	175K	25.06.2024	175K	+0%	175K	21.05.2024	175K	+13%	155K					
	Seafront	325K	+0%	325K	25.07.2024	325K	+0%	325K	25.06.2024	325K	+0%	325K	21.05.2024	325K	+18%	275K					
Armador construction	Strawberry	95K	+0%	95K	30.07.2024	95K	-1%	95K	30.06.2024	95K	+0%	95K	30.05.2024	95K	+0%	95K					
	Capiton Construction	138K	+2%	136K	25.07.2024	136K	+0%	136K	25.06.2024	136K	+0%	136K	22.05.2024	136K	-5%	143K					
Cebargos	Volna 4	134K	+0%	134K	25.07.2024	134K	-7%	144K	26.06.2024	144K	+7%	135K	22.05.2024	135K	+0%	135K					
	Volna Blue	164K	+0%	164K	25.07.2024	164K	+0%	164K	26.06.2024	164K	+0%	164K	22.05.2024	164K	+0%	164K					
	Volna Life	144K	-10%	160K	25.07.2024	160K	+0%	160K	26.06.2024	160K	+0%	160K	22.05.2024	160K	+0%	160K					
Cyprus Invest	Privé	160K	+0%	160K	30.07.2024	160K	+0%	160K	30.06.2024	160K	+0%	160K	30.05.2024	160K	+0%	160K					
	Dashad Group	680K	+0%	680K	27.07.2024	680K	+0%	680K	27.06.2024	680K	+11%	610K	22.05.2024	610K	+0%	610K					
DEM's Construction	Eden Garden	152K	+0%	152K	27.07.2024	152K	+0%	152K	27.06.2024	152K	+0%	152K	23.05.2024	152K	+0%	152K					
	Hera	183K	+0%	183K	27.07.2024	183K	+0%	183K	27.06.2024	183K	+0%	183K	23.05.2024	183K	+0%	183K					
	Venice	167K	-0%	168K	27.07.2024	168K	-0%	168K	27.06.2024	168K	+0%	167K	23.05.2024	167K	+0%	167K					
Destebaşi Construction	The Melaris	166K	+0%	166K	30.07.2024	166K	+0%	166K	30.06.2024	166K	+0%	166K	30.05.2024	166K	+0%	166K					
	DND Homes	158K	+0%	158K	27.07.2024	158K	+0%	158K	27.06.2024	158K	+0%	158K	23.05.2024	158K	+0%	158K					
Total		1920		77K		3000K		738		20 127		5 512		27%	30		600		845		57 117

Developers/Complexes

Developers/Complexes profiles

Developer	Start of sale	Keys	Trafo, min, GBP	Min price, K GBP	Max price, K GBP	Blocks	Building floor	Units total	Units on sale	% of units on sale	Min sq. m	Max sq. m	Sea, m	Land area, sq. m
Afik	01.03.2022	2027	1833	98K	871K	143	19	7 053	1 107	16%	52	238	578	181 333
Blue Line Villas	01.04.2023	2026	3000	290K	439K	37	2	1 110	52	47%	120	199	500	20 000
Caesar Blue	2020	2025	1500	136K	767K	17	11	1 587	185	12%	59	226	200	50 000
Caesar Palm Jumeirah	01.09.2022	2024	3000	345K	400K	38	2	98	7	7%	154	165	300	12 000
Caesar Palm Jumeirah	01.06.2024	2027	1500	116K	419K	5	19	872	413	47%	53	141	300	50 000
Caesar Resort 4	2020	2023	1500	121K	673K	8	12	640	23	4%	60	222	300	300 000
Caesar Resort 4	01.06.2021	2025	1500	109K	871K	15	16	1 692	209	12%	52	238	800	300 000
Caesar Resort 7	01.03.2022	2025	1500	107K	200K	6	6	337	68	20%	52	123	800	300 000
Caesar Resort 7	01.09.2022	2026	1500	101K	200K	13	12	1 310	86	7%	52	123	800	300 000
Caesar Resort 9	01.09.2022	2027	1500	98K	165K	4	11	407	64	16%	54	112	1 200	300 000
Akol	01.03.2023	2026	2000	129K	550K	41	2	600	191	32%	58	296	367	36 193
Akol Marine	2022	2024	2400	550K	550K	12	2	24	13	54%	256	256	300	14 860
Dolce Vita	01.08.2023	2026	1800	129K	414K	22	2	424	116	27%	58	296	600	70 000
Seafront	01.03.2023	2025	1800	165K	350K	7	2	152	62	41%	74	125	200	23 720
Armador construction	01.09.2023	2025	1500	85K	100K	1	1	50	28	56%	38	38	3 200	15 000
Strawberry	01.09.2023	2025	1500	85K	100K	1	1	50	28	56%	38	38	3 200	15 000
Capiton Construction	01.06.2023	2026	2400	77K	571K	2	15	459	322	70%	31	215	1 000	35 000
CC Towers Iskele	01.06.2023	2026	2400	77K	571K	2	15	459	322	70%	31	215	1 000	35 000
Cebargos	01.05.2023	2026	2000	124K	199K	6	5	66	16	24%	68	232	1 417	5 394
Volna 4	01.05.2023	2025	2000	124K	144K	1	5	14	2	14%	68	232	700	528
Volna Blue	01.10.2023	2026	2000	159K	199K	3	2	28	11	39%	148	170	1 300	8 000
Volna Life	01.09.2022	2025	2000	144K	144K	3	2	24	3	13%	120	150	1 900	7 654
Cyprus Invest	01.03.2024	2026	1500	135K	175K	4	2	50	43	86%	49	98	3 000	10 000
Privé	01.03.2024	2026	1500	135K	175K	4	2	50	43	86%	49	98	3 000	10 000
Dashad Group	01.07.2021	2024	585K	680K	680K	11	2	10	4	40%	215	343	1 000	2 500
Richmond Park	01.07.2021	2024	585K	68										