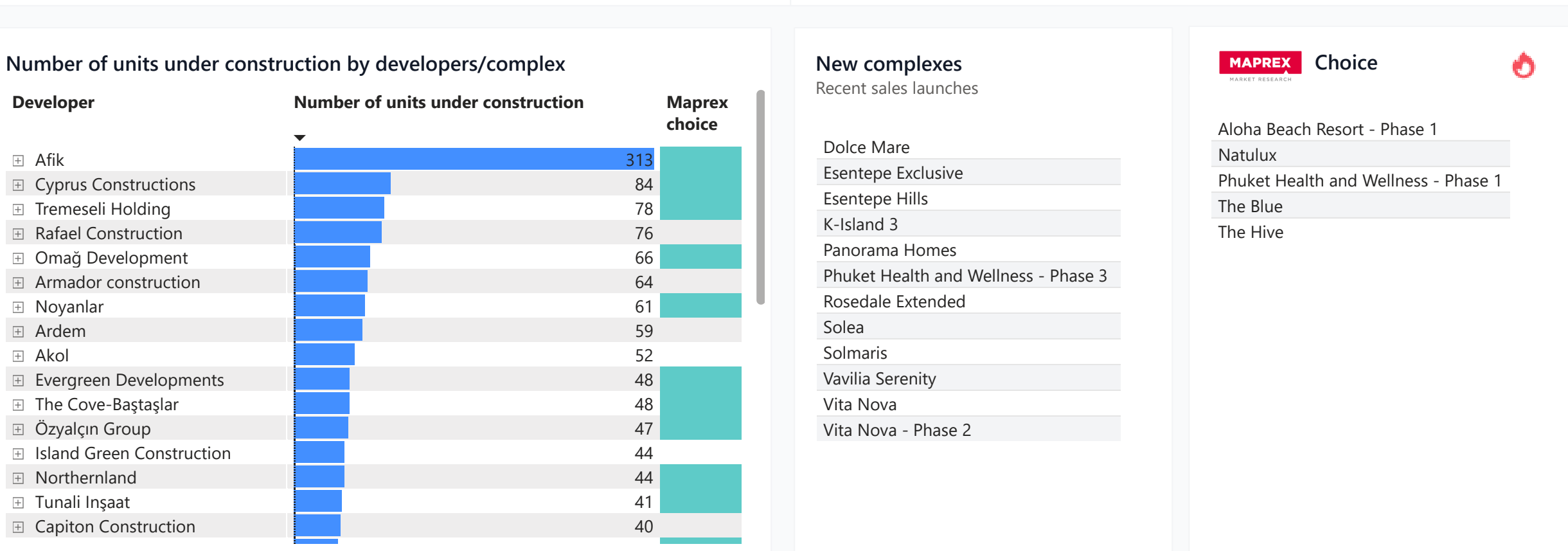
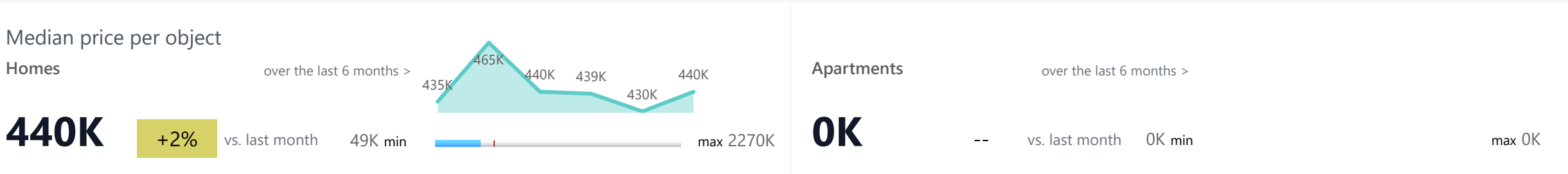
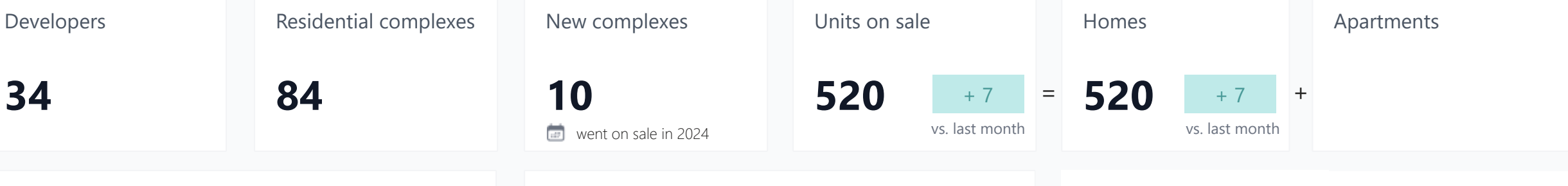

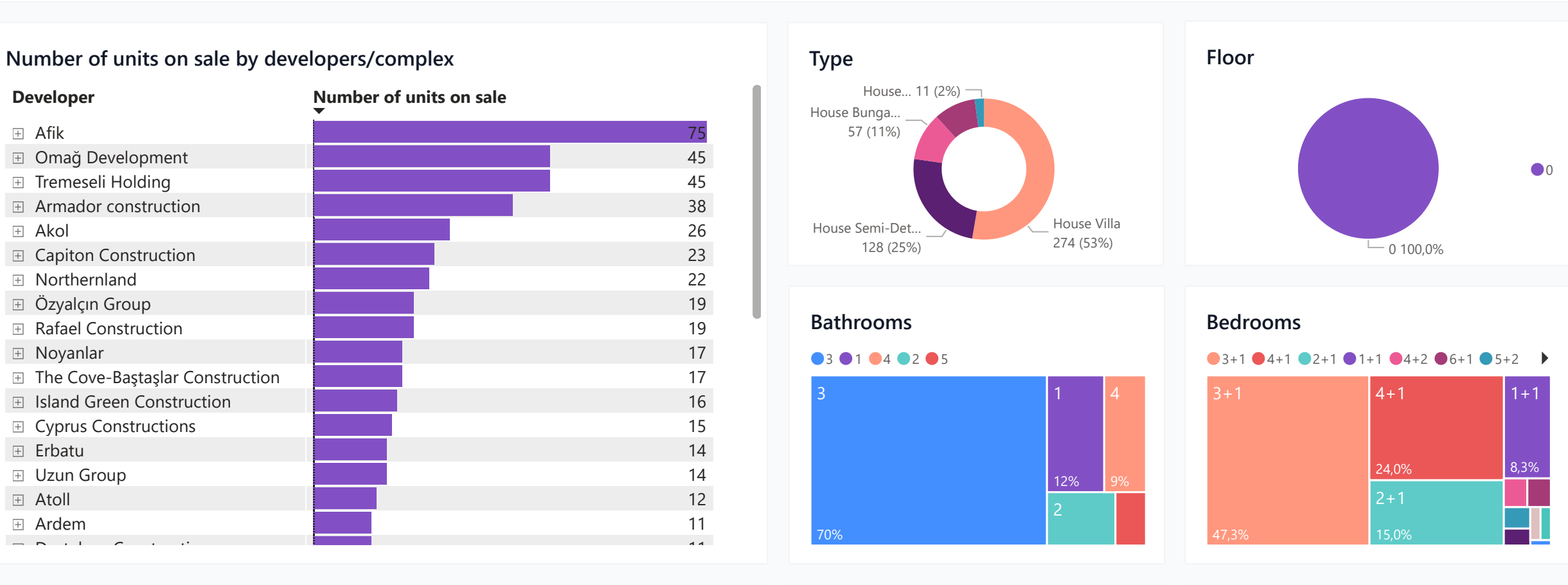


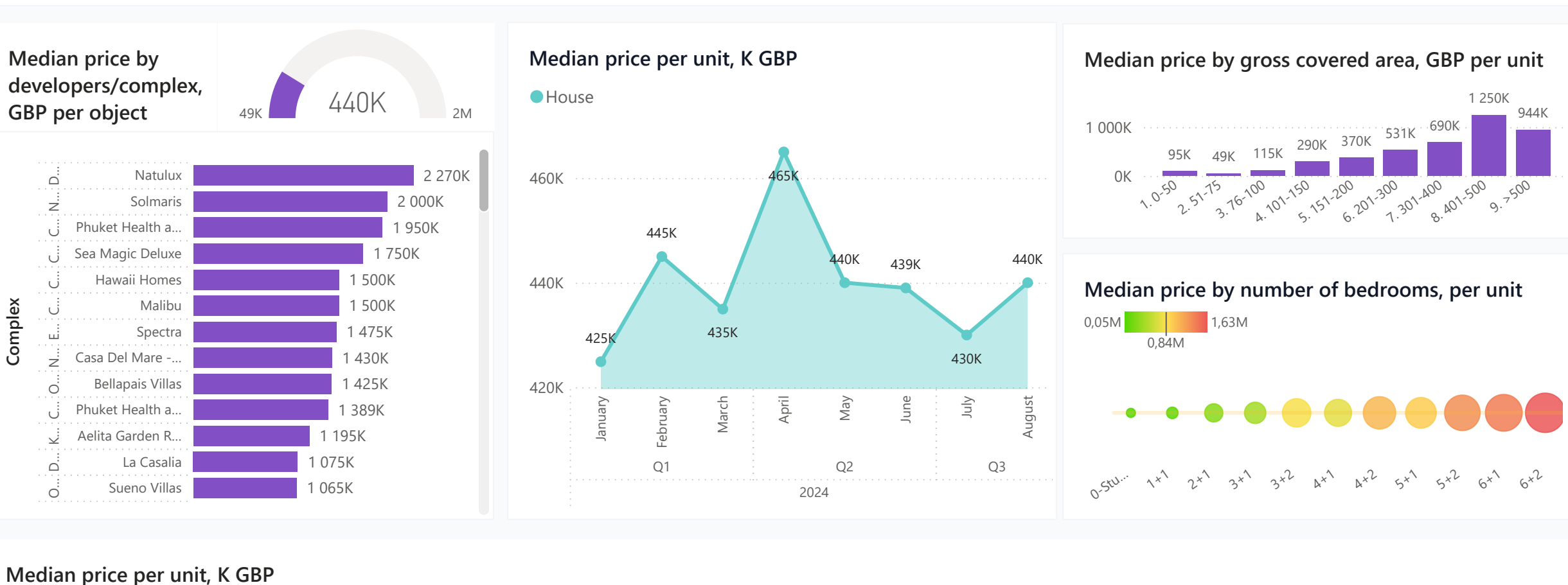
Homes



Offer



Price dynamics

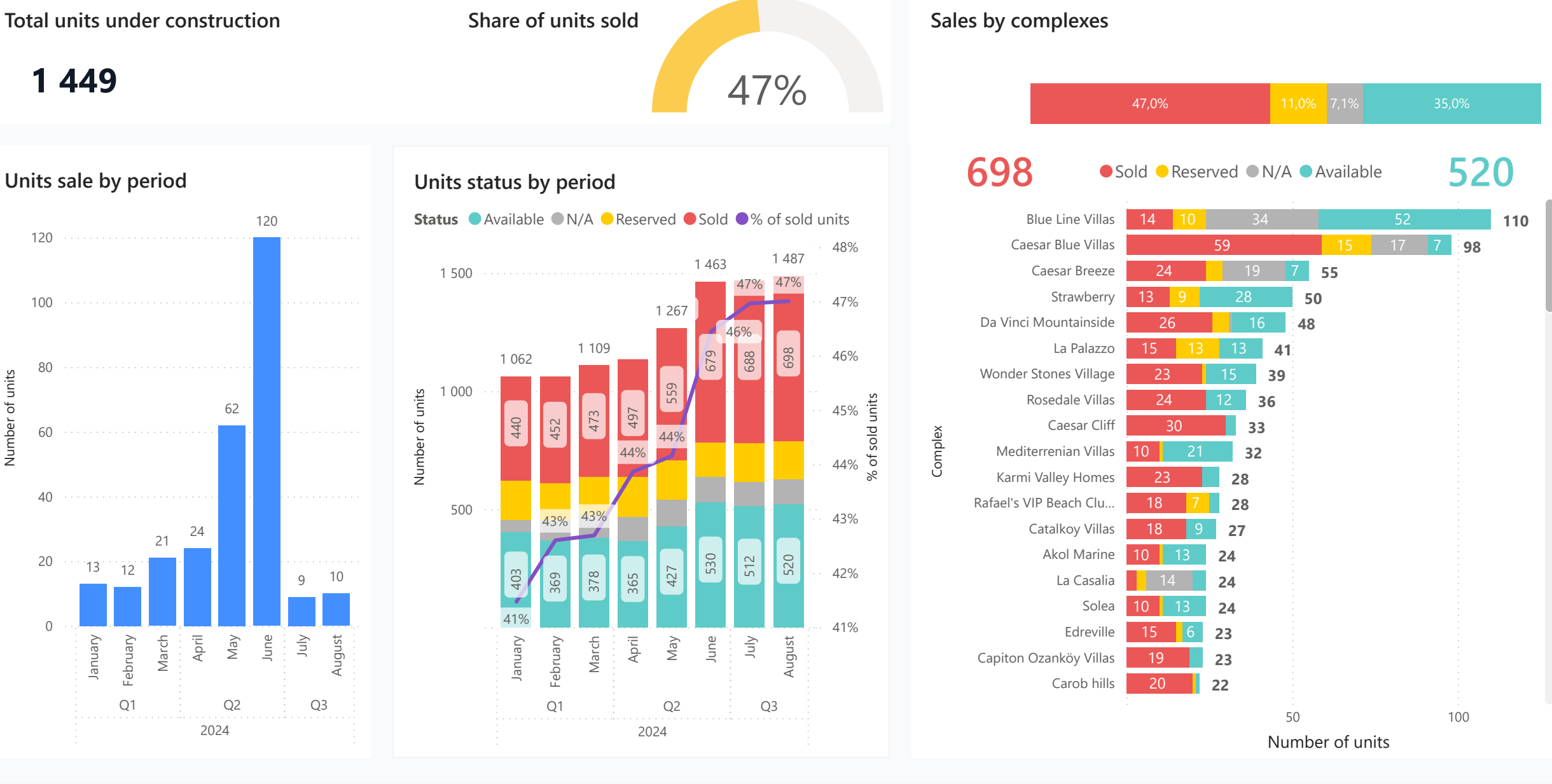


Year	Quarter	2024				2023										
		Month	Price per unit	% change	prev. price	prev. date	Month	Price per unit	% change	prev. price	prev. date					
Afik	Blue Line Villas	360K	+0%	360K	24.07.2024	360K	+0%	360K	24.06.2024	360K	+0%	360K	20.05.2024	360K	+0%	360K
	Caesar Blue Villas	357K	+0%	357K	24.07.2024	357K	+4%	345K	24.06.2024	345K	+0%	345K	20.05.2024	345K	+0%	345K
	Caesar Breeze	280K	+0%	280K	24.07.2024	280K	+0%	280K	24.06.2024	280K	+0%	280K	20.05.2024	280K	+0%	280K
	Caesar Cliff	445K	+0%	445K	24.07.2024	445K	+0%	445K	24.06.2024	445K	+0%	445K	20.05.2024	445K	+0%	445K
	Caesar Cliff 2	375K	+0%	375K	24.07.2024	375K	+0%	375K	24.06.2024	375K	+0%	375K	20.05.2024	375K	+0%	375K

Developers/Complexes

Developer	Start of sale	Keys	Trafo, min, GBP	Min price, K GBP	Max price, K GBP	Blocks	Building floor	Units total	Units on sale	% of units on sale	Min sq. m	Max sq. m	Sea, m	Land area, sq. m
Afik	01.04.2023	2026	2100	280K	445K	139	2	313	75	24%	114	350	340	49 400
Akol	01.08.2023	2026	1250	550K	1500K	95	2	52	26	48%	256	660	325	40 240
Ardem	01.04.2021	2025	325K	825K	59	3	59	11	14%	150	350	1 800	10 836	
Capiton Construction	01.12.2022	2024	4000	275K	999K	71	2	15	23	33%	141	413	475	11 500
Cyprus Constructions	01.01.2020	2027	3000	748K	1950K	182	2	92	15	16%	120	392	600	38 571

Sales



Map

