

SIGNAL



Can one outperform by
at least \$1,000 per day
trading Aframaxes
on the spot market
with the help of
technology?



Mode: Tanker >

My TOOLS

My List BETA

My Cargoes Notepad

AUTOMATED TOOLS

Tonnage Lists

Position Lists

TCE

Distance Tool

DATA

Vessels

Ports

Port Arrivals BETA

Fixtures

REPORTS

TCE Benchmark

SECURE DATA VAULT

Emails

Reported Fixtures

TC Deals

HELP

How-to Videos

Star Swift (2003, 115k) • Aframax • Signal Maritime

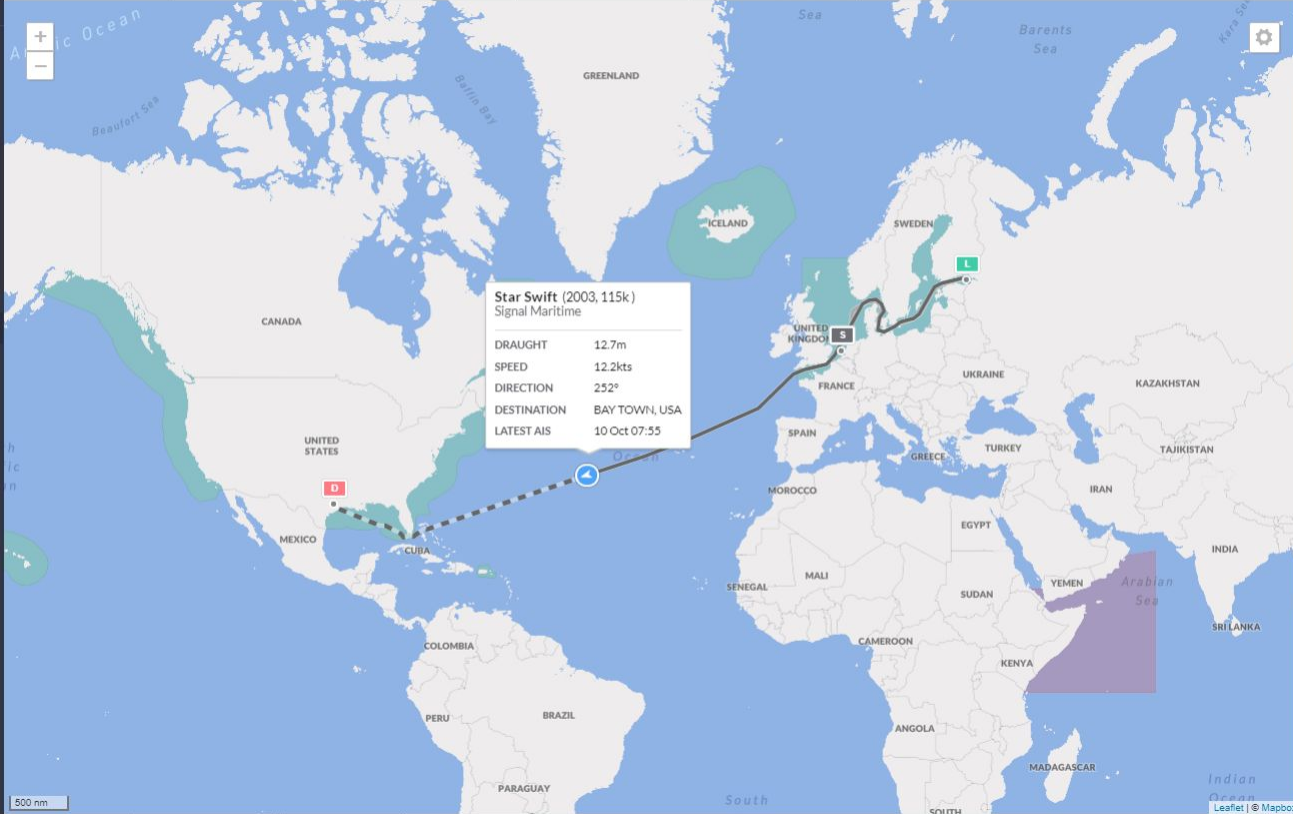
Presently

Voyages

Particulars

Received data

Consumptions



Star Swift

Signal Maritime

IMO: 9258868

Find

92 **Ust-Luga - Houston**
23 Sep 2019 • ExxonMobil, 47.5 WS

Start **S** Rotterdam
18 Sep 23:59

Load **L** Ust-Luga
23 Sep 19:51 - 25 Sep 15:53

Jetty **J** Ust-Luga Oil Terminal
23 Sep 23:50

Latest AIS 10/10/07:55

Discharge **D** Houston
18 Oct 16:32 - 20 Oct 23:00

91 **Douglas - Rotterdam**
04 Sep 2019 • CNR, RNR +

90 **Sture - Pembroke Dock**
19 Aug 2019 • CNR, RNR, Crude • \$ 11.4K +

89 **Arzew - Pembroke Dock**
07 Aug 2019 • CNR, RNR, Crude • \$ 4.5K +

88 **Port Arthur - Algeciras**
04 Jul 2019 • CNR, RNR, Crude • \$ 10.0K +

87 **Freeport - Houston**
28 Apr 2019 • CNR, RNR, Crude • \$ 10.3K +

86 **Corpus Christi - Come By Chance**
02 Apr 2019 • CNR, 95 WS, Crude • \$ 26.0K +

85 **Wadi Feiran - Loop**
24 Feb 2019 • Mercuria, RNR, Crude Oil • \$ 2.6K +

84 **Henza Island - Ningbo**
16 Dec 2018 • Sinochem, RNR, Crude Oil • \$ 21.0K +

83 **Kozmino - Laizhou**
26 Nov 2018 • CNOOC, \$ 540K LS, Crude Oil • \$ 14.1K +

82 **Barbers Point - Yosu**
22 Oct 2018 • CNR, RNR, Fueloil • \$ 10.3K +

10:26 UTC
10 Oct

Signal Alpha x

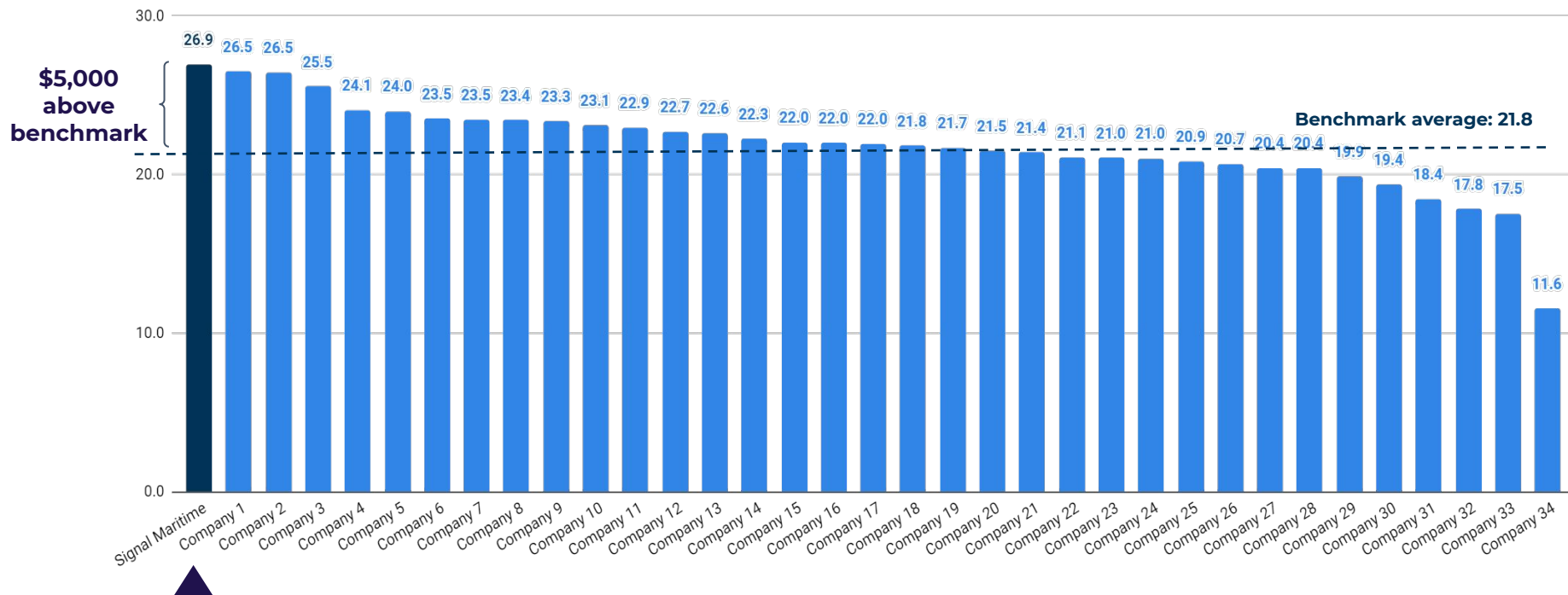
Seadelta x

Star Swift x

ASK A QUESTION

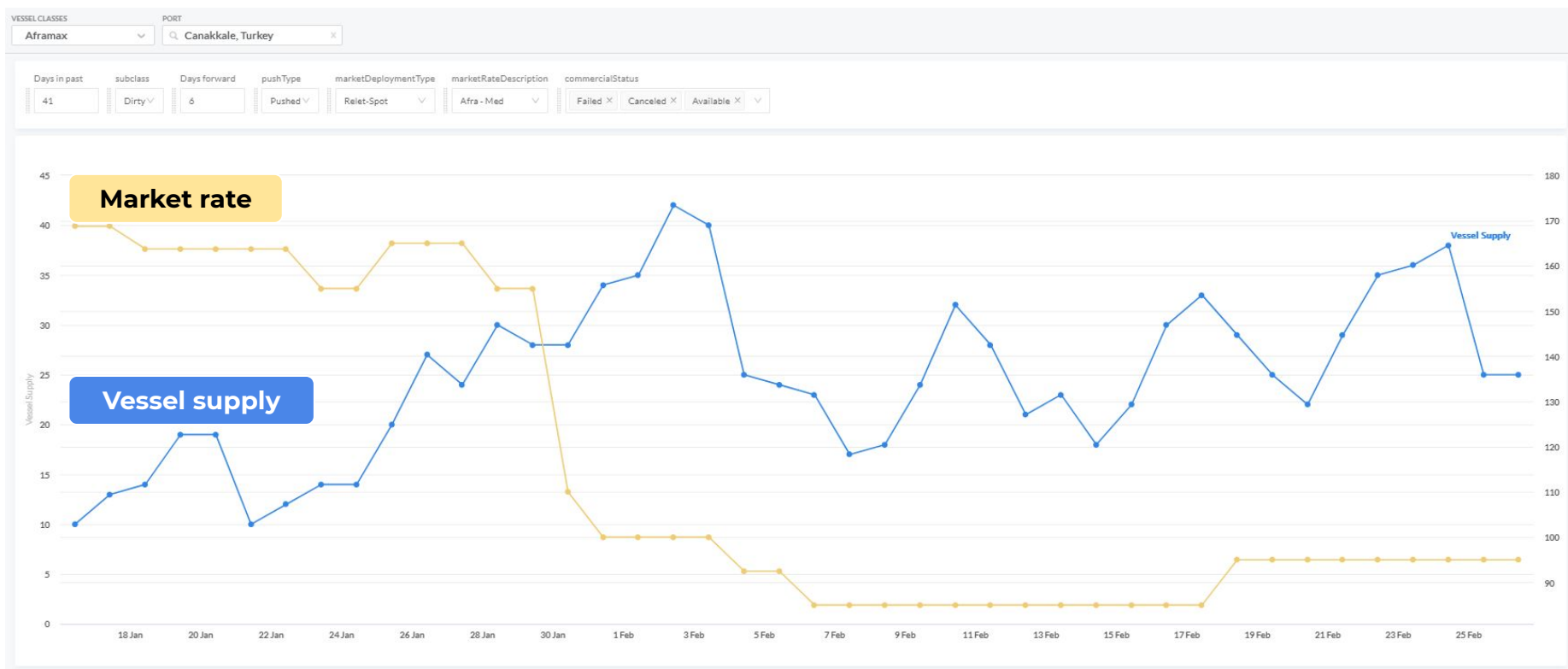
Last year +\$5k from market average

TCE (\$K/day) BENCHMARK FULL YEAR 2019 NORMALIZED FOR BUNKERS AND POSITION VALUE



Only spot voyages that have been running within 2019 are being considered. All TC vessels are excluded.

Market rates sensitivity to vessel supply



Signal Ocean Platform top-tier clients

Clients¹ and feedback

Market adoption

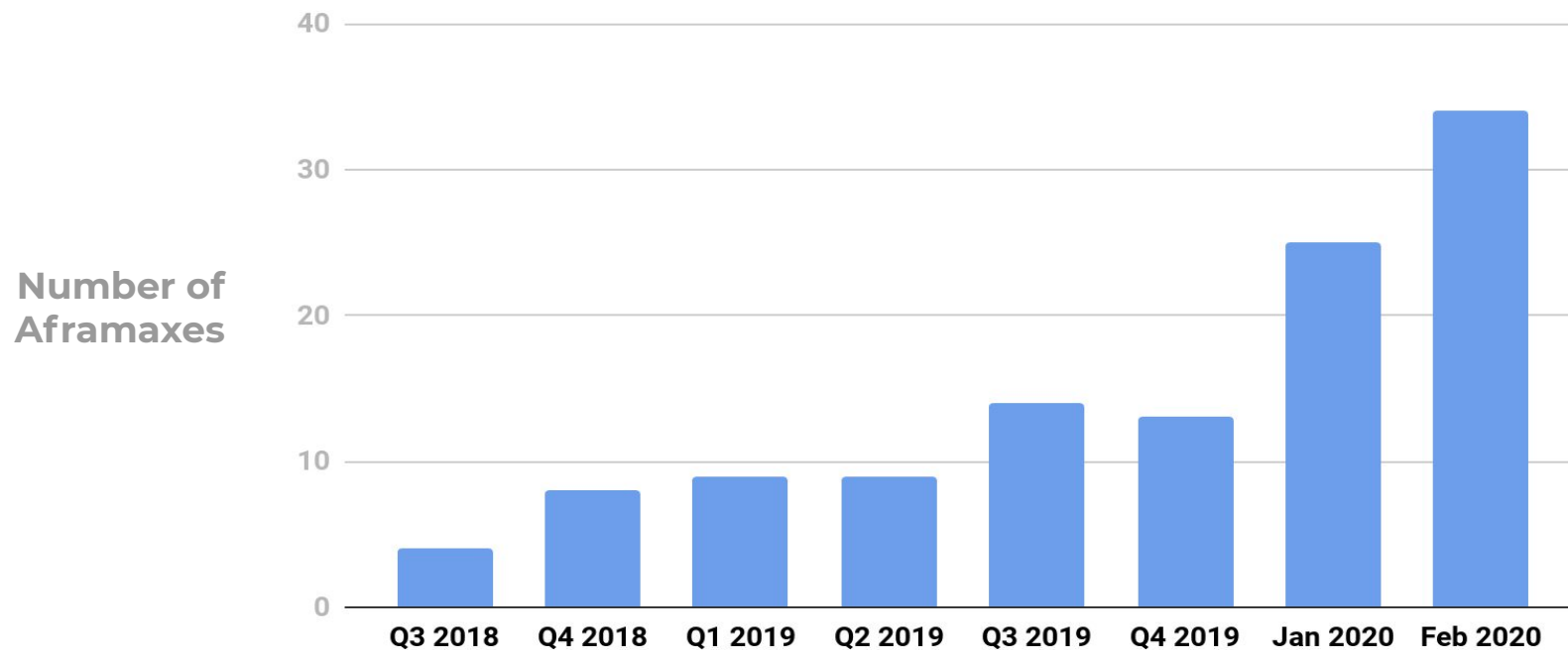


50%
of large spot crude tankers

37%
of all cargo controlled by
large crude oil charterers

(1) Alphabetical order

Aframax vessels in Signal pool



Extensions

Oil flows

Dry
commodities
flows

Insurance

Valuations

Consumption
and
emissions

Anything
else you can
think of?
;)



Thank you!