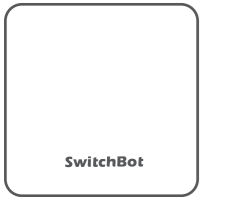


## SwitchBot Hub Mini

### User Manual



Please read this user manual carefully before using the device.


### Package Contents



Hub Mini × 1



USB Cable × 1

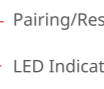


3M Adhesive Tape × 1



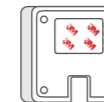
User Manual × 1

### List of Components



Pairing/Reset Button

LED Indicator Light



Keyhole Slot

### Preparation

- 1 Connect your Hub Mini to a power supply using a 5V 1A adapter or above.
- 2 Download the SwitchBot app on Apple App Store or Google Play Store.



iOS 11.0+



Android OS 5.0+

- 3 Open our app and register a SwitchBot account or sign in directly if you already have one.

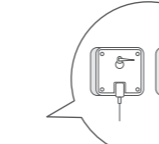
For a more detailed set-up instruction, please refer to  
<https://support.switch-bot.com/hc/en-us/articles/360037753974-How-to-set-up-Hub-Mini>



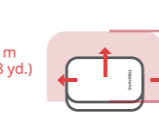
### Installation

#### Placement Tips

Place your Hub Mini on a flat surface or hang it on a wall where its infrared signal range could cover your home appliances.



#### Infrared Signal Range



Vertical: 360°



Horizontal: 180°

### Control Home Appliance


\* Appliances that use Bluetooth remote control are not supported.

Hub Mini controls your home appliances through its built-in infrared receiver and emitter. If you intend to add a new remote control to the SwitchBot app, please follow our comprehensive online tutorial. Learn more at  
<https://support.switch-bot.com/hc/en-us/articles/360038240833>



### Scenes

You could create automations or Scenes with a SwitchBot Hub Mini. You could set different rules to automate your SwitchBot devices and home appliances. Learn more at,  
<https://support.switch-bot.com/hc/en-us/articles/360037754154>



### Google Assistant, Alexa, Siri Shortcuts, IFTTT and More

Control your home appliances, SwitchBot devices, and Scenes with voice commands and other web services. Learn more at,  
<https://support.switch-bot.com/hc/en-us/sections/360005960714>



### Resetting Factory Settings

Long press the button on the top of your Hub Mini for 15 seconds or release when the indicator light starts blinking. Now your Hub Mini has been reset to factory settings.

### Firmware Upgrades

In order to improve user experience, we will regularly release firmware updates to introduce new functions and solve any software defects that may occur during usage. When a new firmware version is available, we will send an upgrade notification to your account via our app. When upgrading, please make sure your product has sufficient battery and make sure your smartphone is within range to prevent interference.

[www.switch-bot.com](https://support.switch-bot.com/hc/en-us/articles/360037753974-How-to-set-up-Hub-Mini)

V1.4-2209

## Troubleshooting

Please visit our website or scan the QR code below for more information.

<https://support.switch-bot.com/hc/en-us/sections/1500002792261-Troubleshooting>



## Specifications

**Color:** Black/White

**Material:** Transparent ABS Plastic

**Size:** 65 × 65 × 20 mm (2.6 × 2.6 × 0.8 in.)

**Weight:** 36 g (1.3 oz.)

**Input:** DC 5 V  $\pm$  1 A

**Operating Temperature:** -10 °C to 60 °C  
(14 °F to 140 °F)

**Operating Humidity:** 5 % to 95 % RH

**Wi-Fi:** 802.11 b/g/n, 2.4 GHz

**Bluetooth:** 4.2 or later

**Transmission Range:** Up to 80 m (87.5 yd.)

**Infrared Range:** Up to 30 m (32.8 yd.)

in sight, vertical 360°, horizontal 180°

**System Requirements:** iOS 11.0+,  
Android OS 5.0+, watchOS 4.0+

## Warranty

We warrant to the original owner of the product that the product will be free from defects in materials and workmanship. Please note that this limited warranty does not cover:

- Products submitted beyond the original limited warranty period.
- Products on which repairs or modifying have been attempted.
- Products subjected to falls, extreme temperatures, water, or other operating conditions outside the product specifications.

- Damage due to natural disaster (including but not limited to lightning, flood, tornado, earthquake, or hurricane, etc.).
- Damage due to misuse, abuse, negligence or casualty (e.g. fire).
- Other damage that is not attributable to defects in the manufacture of product materials.
- Products purchased from unauthorized resellers.
- Consumable parts (including but not limited to batteries).
- Natural wear of the product.

## Contact & Support

Setup and Troubleshooting:  
[support.switch-bot.com](https://support.switch-bot.com)

Support Email:  
[support@wondertechlabs.com](mailto:support@wondertechlabs.com)

Feedback: If you have any concern or problem when using our product, please kindly send feedback from the Profile > Feedback page in the SwitchBot app.

## CE/UKCA Warning

To comply with RF exposure requirements, a minimum separation distance of 20 cm must be maintained between the user's body and the device,

including the antenna. Use only the supplied or an approved antenna. This device is in compliance with the essential requirements and other relevant provisions of directive 2014/53/EU. All essential radio test suites have been carried out.

CE DOC  
Hereby, Woan Technology (Shenzhen) Co., Ltd. declares that the radio equipment type W0202200 is in compliance with Directive 2014/53/EU. The full text of the EU declaration of conformity is available at the following internet address:

[support.switch-bot.com](https://support.switch-bot.com)

UKCA DOC  
Hereby, Woan Technology (Shenzhen) Co., Ltd. declares that the radio equipment type W0202200 is in compliance with UK Radio Equipment Regulations (SI 2017/1206). The full text of the UK declaration of conformity is available at the following

internet address: [support.switch-bot.com](https://support.switch-bot.com)

This product can be used in EU member states and UK.

Manufacturer: Woan Technology (Shenzhen) Co., Ltd.  
Address: Room 1101, Qiancheng Commercial Center, No. 5 Haicheng Road, Mabu Community, Xixiang Subdistrict, Bao'an District, Shenzhen, Guangdong, P.R.China, 518100

Operation frequency (Max power)  
Wi-Fi: 2412 MHz to 2472 MHz (17.23 dBm)  
BLE: 2402 MHz to 2480 MHz (-2.45 dBm)  
Operation temperature: -10 °C to 60 °C

## FCC Warning

This device complies with Part 15 of the FCC Rules. Operation is subject to the following two conditions:

- (1) This device may not cause harmful interference.
- (2) This device must accept any interference received, including interference that may cause undesired operation.

NOTE: This equipment has been tested and found to comply with the limits for a Class B digital device, pursuant to part 15 of the FCC Rules. These limits are designed to provide reasonable protection against harmful interference in a residential installation. This equipment generates uses and can radiate radio frequency energy and, if not installed and used in accordance with the instructions, may cause harmful interference to radio communications. However, there is no guarantee that interference will not occur in a particular installation. If this equipment does cause harmful interference to radio or television reception, which can be determined by turning the equipment off and on, the user is encouraged to try to correct the interference by

- one or more of the following measures:
- Reorient or relocate the receiving antenna.
  - Increase the separation between the equipment and receiver.
  - Connect the equipment into an outlet on a circuit different from that to which the receiver is connected.
  - Consult the dealer or an experienced radio/TV technician for help.

NOTE: The manufacturer is not responsible for any radio or TV interference caused by unauthorized modifications to this equipment. Such modifications could void the user's authority to operate the equipment.

FCC Radiation Exposure Statement  
The device has been evaluated to meet general RF exposure requirement. The device can be used in portable exposure condition without restriction.

## IC Warning

This device contains license-exempt transmitter(s)/ receiver(s) that comply with Innovation, Science and Economic Development Canada's license-exempt RSS(s). Operation is subject to the following two conditions:

- (1) This device may not cause interference.
- (2) This device must accept any interference, including interference that may cause undesired operation of the device.

L'émetteur/récepteur exempt de licence contenu dans le présent appareil est conforme aux CNR d'Innovation, Sciences et Développement économique Canada applicables aux appareils radio exempts de licence. L'exploitation est autorisée aux deux conditions suivantes :

- (1) L'appareil ne doit pas produire de brouillage.

- (2) L'appareil doit accepter tout brouillage radioélectrique subi, même si le brouillage est susceptible d'en compromettre le fonctionnement.

IC Radiation Exposure Statement  
This equipment complies with the IC radiation exposure limits established for uncontrolled environment. This equipment must be installed and operated at least 20 cm from a radiator or your body.

Cet équipement est conforme aux limites d'exposition aux rayonnements de la IC établies pour un environnement non contrôlé. Cet équipement doit être installé et fonctionner à au moins 20cm de distance d'un radiateur ou de votre corps.