

材质: 80g铜板纸 印刷: 彩色双面印刷 尺寸: 见图档标注

User Manual: Multiple-Way Boxed Power Supply—UPS

Product



Keys*2 PCS



Fixing Drawing*4 PCS



Fixing Screw*4 PCS

Features

1. The circuit adopts EMC electromagnetic compatibility design.
2. The product can pass the anti-lightning common mode 4KV, differential mode 2KV.
3. 100% full load burn-in aging test, safety and reliable.
4. Built in ring PFC filter, With power factor correction function.
5. With synchronous rectification function, high conversion rate, more energy saving and more environmental protection.
6. The output channel can be equipped with individual PTC recoverable fuse or tube fuse through the jumper. The maximum passing current is 1.1 A.
7. Suitable for centralized power supply systems such as CCTV cameras, alarm systems, building intercom, and access control.
8. With backup battery interface and battery charge and discharge function, it can provide power continually.


Specifications

Model	Input	Efficiency	Load loss	Output	Voltage adjustment range	Output ripple	Total output power	Output channel	Charging specifications
ZZZ-XAU60-12-4	100-240V~50/60Hz 3A Max	Over 85%	3W Max	12VDC/5A	11-15VDC	<120mVp-p	60W	4CH	13.8V Max 0.5A Max
ZZZ-XAU120-12-9				12VDC/10A			120W	9CH	
ZZZ-XAU250-12-18				12VDC/20A			250W	18CH	


Using environmen

Operating temperature:-20~45℃ Storage temperature:-25~65℃
Operating humidity:20~90%RH Storage humidity:10~95%RH


Details



9 Channel output inside



18 Channel output inside

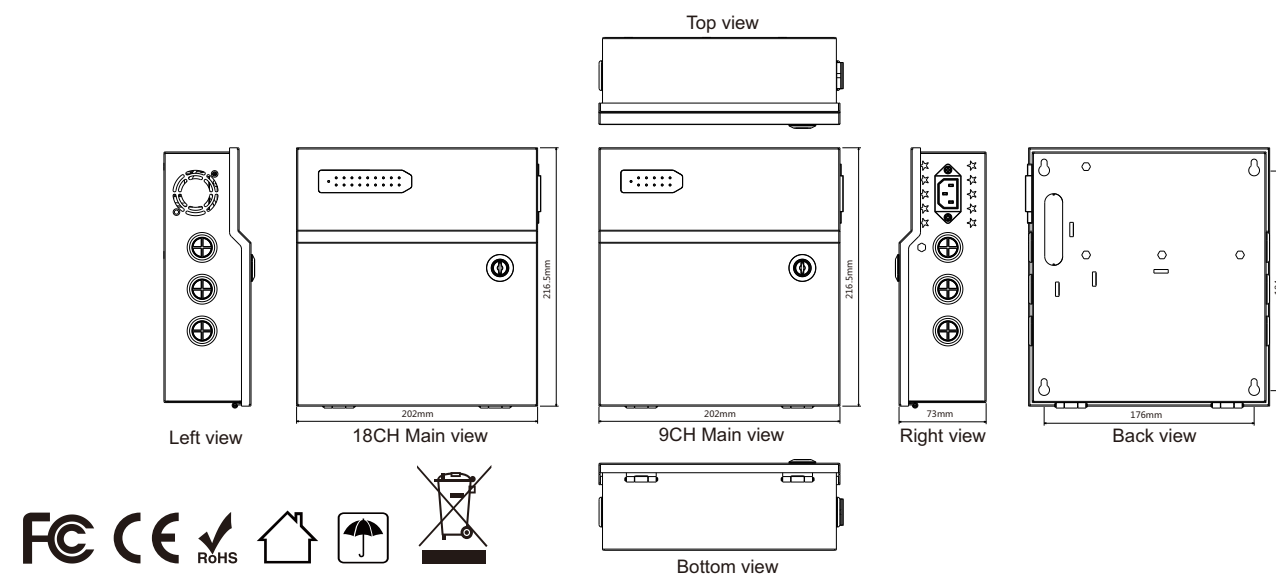


- 1.Power cooling window
- 2.Environment-friendly rubber dust-proof threading hole
- 3.Individual LED's for each DC output
- 4.AC input external interface
- 5.Wall mounting holes
- 6.Full power output port
- 7.AC input terminals (excluding AC power cord)
- 8.UPS battery backup interface, we recommend you to use 7Ah-24Ah
- 9.DC output terminal
- 10.Each output channel has independent PTC fuse or conventional fuse,and the maximum passing current is 1.1A

Attention

- 1.Connect AC cable.Use AC plug to connect AC Jack on box side, or connect AC cable to terminal "L", "N", "PE". Output: "+" connects to positive pole, connects to negative pole.
- 2.Output voltage regulation: When adjusting the output voltage with a screw driver, you need to test with a multimeter to prevent damage to user equipment.
- 3.This equipment requires professional operation. Please do not disassemble and install it by yourself to avoid personal injury and unnecessary loss.
- 4.Please check whether the input and output connection cables are correct before power on to avoid damaging the user equipment.
- 5.The power output terminal light is on after plugging in. If it is off, please check whether the connections are correct. If there is no normal output, please send for repairing.
- 6.In actual use, if the required power does not match the selected model, please inform your supplier in time so that the matched model can be replaced in time.
- 7.Do not install the power supply in direct sunlight, high temperature, rain and dusty places, and try to install in a ventilated location, do not block the power supply cooling window during installation.
- 8.Must be careful not to use in environments with water splashes and water droplets.

Dimension



小耳朵®

品名 Item Code

说明书

型号 Item number

2019款箱式9、18路电源系列

日期 Date

2019.12.3

版本 Edition

01 / 01

尺寸 Size

物料料号

待定

设计 Design

黄泽碧

审核 Check

刘德山

核准 Approve