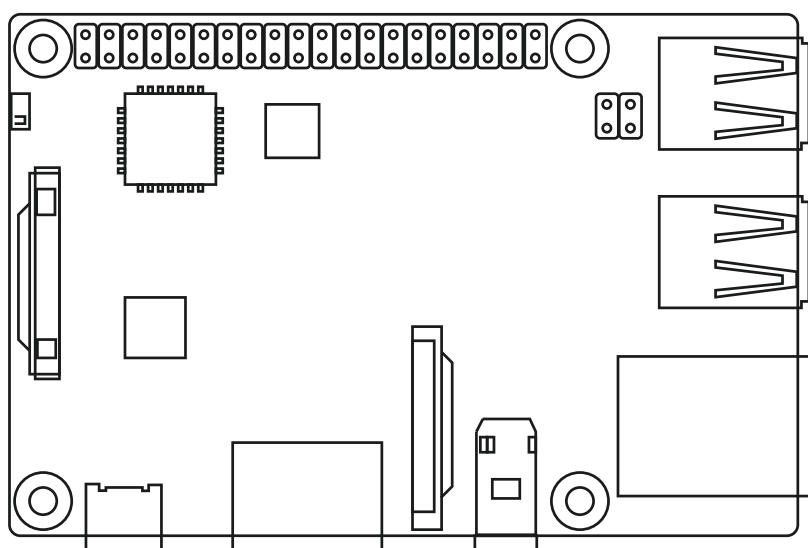


# o&do™ ROCK.4SE

## PRODUCT BRIEF

// V 1.4.2

04 - 08 - 2022



#DESIGNTHEWORLD  
DESIGN, MANUFACTURE, DISTRIBUTE.

IN PARTNERSHIP WITH

radxa






## Contents

1	Introduction .....	2
2	Features .....	2
2.1	Hardware .....	2
2.2	Interfaces .....	3
2.3	Software .....	3
3	Mechanical Specification .....	4
4	Electrical Specification .....	4
4.1	Power Requirements .....	4
4.2	GPIO Voltage .....	4
5	Peripherals .....	5
5.1	GPIO Interface .....	5
5.1.1	GPIO Alternate Functions .....	5
5.2	Operating Conditions .....	6
5.3	eMMC Socket .....	6
5.4	Camera and Display Interfaces .....	6
5.5	USB .....	7
5.6	HDMI .....	7
5.7	Audio Interface .....	7
6	Availability.....	7
7	Support .....	7



## 1. Introduction

ROCK 4 SE is a single board computer (SBC) in an ultra-small form factor that offers class-leading performance and an extensive range of expansion ports. The ROCK 4 SE offers professionals, industrial OEMs, enthusiasts, hobbyists, PC DIY enthusiasts and makers a reliable and extremely capable platform for building and tinkering their ideas into reality. ROCK 4 SE is available in a 4GB LPDDR4 RAM option.



## 2. Features

### 2.1 Hardware

- Rockchip RK3399-T SoC
- Arm® big.LITTLE™ technology (Dual Cortex®-A72, frequency 1.5GHz quad Cortex-A53, frequency 1.0GHz)
- Arm Mali™ T860MP4 GPU, supporting OpenGL® ES 1.1 /2.0 /3.0 /3.1 /3.2 Vulkan® 1.0, Open CL® 1.1 1.2, DX11.
- Dual channel 4GB 64bit LPDDR4
- Dual display via HDMI and MIPI DSI supporting mirror or extend modes
- H.265/VP9 (HEVC) hardware decode (up to 4Kp60)
- H.264 hardware decode (up to 1080p60)
- USB Type-C™ PD/QC power input
- eMMC/M.2 (M key) connectors



#DESIGNTHEWORLD  
DESIGN, MANUFACTURE, DISTRIBUTE.

## 2.2 Interfaces

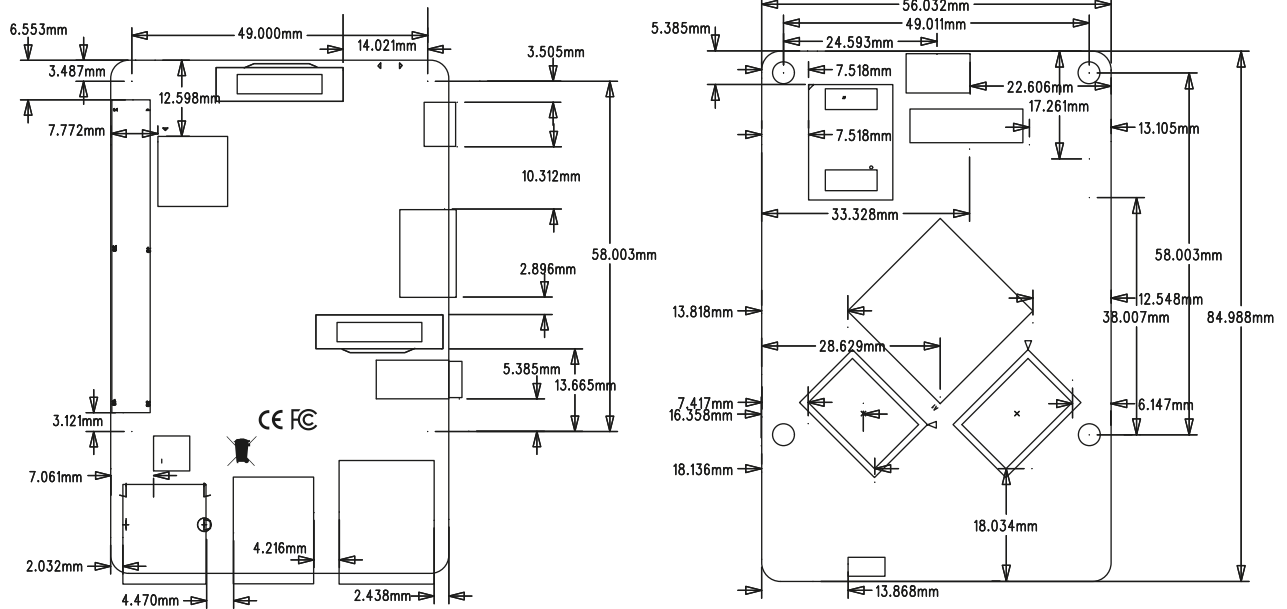
- 802.11 b/g/n/ac Wireless LAN
- Bluetooth™ 5.0 with BLE
- 1x SD Card
- 1x HDMI port supporting displays up to 4Kp60 resolution
- 2x USB2 host ports
- 1x USB3 host/OTG port, 1x USB3 host port
- 1x Gigabit Ethernet port (supports PoE with add-on PoE HAT)
- 1x camera port (2-lane MIPI CSI)
- 1x display port (2-lane MIPI DSI)
- 40 pin 0.1" (2.54mm) header supporting a wide range of interface options:
  - 2 x UAR
  - 2 x SPI bus
  - 2 x I2C bus
  - 1 x PCM12S
  - 1 x SPDIF
  - 1 x PWM
  - 1 x ADC
  - 6x GPIO
  - 2 x 5V DC power in/out
  - 2 x 3.3V power pin

## 2.3 Software

- Armv8 Instruction Set
- Debian/Ubuntu Linux support
- Android 7.1/Android 5.0/Android 10/Android 11 support
- GPU enabled AI stack, (eg. Caffe)
- Hardware access/control library for Linux/Android



### 3. Mechanical Specification



### 4. Electrical Specification

#### 4.1 Power Requirements

The ROCK 4 SE supports a wide-range power supply technologies including smart power adapter as well as fixed voltage:

- USB PD 2.0 USB Type-C PD 2.0, 9V/2A, 12V/2A, 15V/2A, 20V/2A
- Qualcomm® Quick Charge™ QC 2.0/3.0 adapter, 9V/2A, 12V/1.5A
- Power adapter with fixed voltage from 6V to 20V on the USB Type-C power port
- 5V Power applied to the GPIO PIN 2 & 4

#### 4.2 GPIO Voltage

GPIO	Voltage Level	Tolerance
GPIO3_C0	3.3V	3.465V
ADC_IN0	1.8V	1.98V
Other GPIO	3.0V	3.14V



#DESIGNTHEWORLD  
DESIGN, MANUFACTURE, DISTRIBUTE.

## [5.] Peripherals

### 5.1 GPIO Interface

ROCK 4 SE offers a 40P GPIO expansion header which provides extensive compatibility with a wide range of accessories developed for the SBC market.

#### 5.1.1 GPIO Alternate Functions

Function2	Function1	GPIO	Pin#	Pin#	GPIO	Function1	Function2
	+3.3V		1	2		+5.0V	
	I2C7_SDA	GPIO2_A7	3	4		+5.0V	
	I2C7_SCL	GPIO2_B0	5	6		GND	
	SPI2_CLK	GPIO2_B3	7	8	GPIO4_C4	UART2_TXD	
	GND		9	10	GPIO4_C3	UART2_RXD	
	PWM0	GPIO4_C2	11	12	GPIO4_A3	I2S1_SCLK	
	PWM1	GPIO4_C6	13	14		GND	
	SPDIF_TX	GPIO4_C5	15	16	GPIO4_D2		
	+3.3V		17	18	GPIO4_D4		
UART4_TXD	SPI1_TXD	GPIO1_B0	19	20		GND	
UART4_RXD	SPI1_RXD	GPIO1_A7	21	22	GPIO4_D5		
	SPI1_CLK	GPIO1_B1	23	24	GPIO1_B2	SPI1_CSn	
	GND		25	26		ADC_IN0	
	I2C2_SDA	GPIO2_A0	27	28	GPIO2_A1	I2C2_CLK	
I2C6_SCL	SPI2_TXD	GPIO2_B2	29	30		GND	
I2C6_SDA	SPI2_RXD	GPIO2_B1	31	32	GPIO3_C0	SPDIF_TX	UART3_CTSn
	SPI2_CSn	GPIO2_B4	33	34		GND	
	I2S1_LRCK_TX	GPIO4_A5	35	36	GPIO4_A4	I2S1_LRCK_RX	
		GPIO4_D6	37	38	GPIO4_A6	I2S1_SDI	
	GND		39	40	GPIO4_A7	I2S1_SDO	



## 5.2 Operating Conditions

The ROCK 4 SE has been designed to operate between 0°C to 50°C.

This temperature range was defined based on typical usage where the efficient use of Arm big.LITTLE technology can automatically select which processor core to utilise for a given task, the result of which is minimal heat generation and responsive user experience. The ROCK 4 SE is built on a high-performance mobile chipset which is designed to operate for extended durations on batteries with efficiency at its core. As with all electronic devices heat is a by-product of operation which increases with performance and workload; during basic use cases such as web browsing, editing text or listening to music the SoC will automatically select the smallest processors available or dedicated hardware accelerators to reduce heat generation thus reserving the higher performance processors and thermal window for demanding tasks as and when required. The SoC (RK3399-T) is specified to limit its maximum internal temperature to 80°C before throttling the clock speeds to maintain reliability within the allowed temperature range. If the ROCK 4 SE is intended to be used continuously in high performance applications, it may be necessary to use external cooling methods (for example, heat sink, fan, etc.) which will allow the SoC to continue running at maximum clock speed indefinitely below its predefined 80°C peak temperature limiter.

## 5.3 eMMC Socket

ROCK 4 SE has a high speed eMMC socket for eMMC modules which can be used for OS and data storage. The eMMC socket is compatible with readily available industrial pinout and form factor hardware.

### 5.4.1 Camera Interface

The ROCK 4 SE is fitted with a Zero Insertion Force (ZIF) connector located between the HDMI port and Audio socket that enables it to be connected to a wide range of camera accessories using a flexi cable. The bus is a 2-lane MIPI CSI protocol. Note, when inserting the flexi cable, the copper fingers should be facing towards the HDMI socket and the strengthening plastic should face the direction of the Ethernet port. To insert a flexi cable, gently pinch the white plastic fastening clamp and lift, push the flexi wire into the socket which shouldn't incur any force then press the clamp down to hold the wire in place.

### 5.4.2 Display Interface

The Rock 4 SE is able to drive displays using the HDMI socket and/or the 2-lane MIPI DSI port which is accessed using the ZIF connector located along the edge of the board between the Wi-Fi antenna and power LEDs. Note, the ZIF connector is orientated 180° to the camera connector, remember to face the copper connectors towards the centre of the board. To insert a flexi cable, gently pinch the white plastic fastening clamp and lift, push the flexi wire in to the socket which shouldn't incur any force then press the clamp down to hold the wire in place.

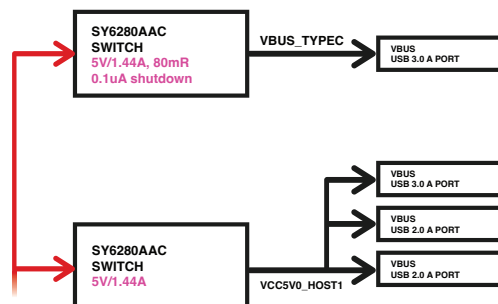


## 5.5 USB

The ROCK 4 SE is equipped with 4 USB ports.

There are two native speed USB 2 HOST ports powered from a shared regulator which also provides power to the lower USB 3 port. The cumulative power output across these three ports is 1.44A.

The board also has two USB 3 HOST ports which are driven directly from the RK3399-T SoC which means they can also run at full native speed. The upper USB 3 port can be configured to OTG mode by moving the slide switch located on the underside of the board below the USB ports. Power to the upper USB 3 port is driven directly by a regulator which can provide up to 1.44A current.



## 5.6 HDMI

The ROCK 4 SE has 1x full-sized HDMI port, which supports CEC (Consumer Electronics Control, a feature of HDMI designed to control HDMI connected devices by using only one remote controller) and HDMI 2.0 with UHD resolution up to 4Kp60 (~ 3840 x 2160 px)

## 5.7 Audio Jack

The ROCK 4 SE supports high quality analogue audio output via a 4-ring 3.5mm headphone jack. The analog audio output can drive 32 Ohm headphones directly. The audio jack also supports microphone input as default.

## 6. Availability

OKdo in partnership with Radxa guarantees the availability of the ROCK 4 SE until at least September 2029.

## 7. Support

For support and getting started guides please visit [www.okdo.com/rock](http://www.okdo.com/rock).



#DESIGNTHEWORLD  
DESIGN, MANUFACTURE, DISTRIBUTE.