

**EN**

Thank you for purchasing the Bluetooth headphones with radio from Setty. Please read the manual carefully before using the product to learn more about the functions and operation way. Do not modify or repair the device on your own. Doing so may result in electric shock, other injuries, complete breakdown of the device or losing warranty. We hope that you will enjoy the product by Setty.

**Importer's data**

TelForceOne S.A.  
ul. Krakowska 119  
50-428 Wrocław  
Poland

Designed in Poland  
Produced in PRC


**Specification**

Bluetooth version: v 5.0  
Battery capacity: 150 mAh  
Working time: up to 4 hours  
Working distance: 10 m  
Built-in microphone: yes  
Volume control: yes  
Inputs: micro USB, jack 3,5mm

Supports micro SD cards: yes  
FM radio: yes  
Diameter of the speakers: 40 mm  
Sensitivity: 114 +/-3 dB  
Frequency response: 20-20000 Hz  
In the set: micro USB charging cable

Transmission frequency: 2402-2480 MHz  
Maximum radiated power: -0,6 dBm(EIRP)


**Way of use****Power ON/OFF**

To turn on the headphones press and hold the button  , it automatically goes to the Bluetooth mode by default, the blue LED diode will be on. When the diode flashes green, the headphones are in the BT match mode. To turn the headphones off press and hold the same button again.


**Play/Pause**

When listening to the music, short press the button  to pause music, and short press it again to restore it.

**Volume Up/Next track**

When listening to music, short press  button to play the next song, and press and hold it to increase the volume.

**Volume Down/Previous track**

When listening to music, short press  button to play the previous song, and press and hold it to decrease the volume.

**Mode switch/Sound switch**

To change the headphones' mode press and hold M/EQ button. When you are listening to the music, short press M/EQ button will change the sound mode, six modes are available – Natural, Pop, Rock, Jazz, Country and Heavy bass.

**Phone button**

When you receive a call, short press phone button to pick up the call, long press will reject it. During the call short press the phone button will finish it.

**Safety**

- Please read and retain these instructions.
- There are no components that can be repaired by the user. All repairs should be done by a service technician.
- Protect your device from contact with water or moisture to avoid electric shock.
- The battery should not be exposed to direct sunlight, fire or other heat sources.
- Use only the original parts/accessories supplied by the manufacturer.

TelForceOne S.A. declares that the product is compatible with requirements and other relevant provisions of the 2014/53/UE directive. You can download the declaration of product on the website <https://manual.setty.pl>

**Markings**

The symbol indicates that the device should not be disposed of with normal household waste.



Giving this type of waste in the right places will help to conserve natural resources



The device and accessories are in line with the directives on operational safety, health and environmental protection referred to in the declaration of conformity. It is compatible with the provisions of the New Approach Directives.



Separate collection of used products and packing allows materials to be recycled and used again.

**Correct disposal of used batteries**

According to the EU Directive 2006/66/EC with changes contained in EU Directive 2013/56/UE on the disposal of batteries, this product is marked with crossed-out garbage bin symbol. The symbol indicates that the batteries used in this product should not be disposed with regular household waste, but treated according to the legal directives and local regulations. It is not allowed to dispose of batteries and accumulators must use the available collection points of these items, to be returned, recycled and disposed of. Within the EU, the collection and recycling of batteries and accumulators is a subject to separate procedures. To learn more about existing procedures of recycling of batteries and accumulators please contact your local office or an institution for waste disposal or landfill.