



PRESENTING OUR NEWEST INNOVATION

LIGHT FIXTURE CARTS

This ergonomic material handling cart is designed specifically for light fixtures, so it keeps these valuable materials more secure than stacking them onto a non-specialized cart or pallet. It is also safer for electricians, as it removes the common manual material handling task of carrying light fixtures to the installation site.

Quicker, Safer Installation

Save time on any commercial construction project by easily transporting all light fixtures directly to the point of installation.



No More Damaged Fixtures

Protect light fixtures in storage and at the job site with vinyl-edged steel racking. Store fixtures packaging-free to eliminate concealed damage.



Travels Anywhere

The slim profile of some models allows the LFC to roll easily through standard door frames. Heavy-duty casters ensure smooth travel, wherever the job takes you.



Faster Installs

Stock the LFC with enough light fixtures for the whole job to reduce travel time. Simply push the easy-rolling unit from one install site to the next.



Eliminates Waste

Cardboard packaging conceals damage to fixtures and adds considerable unpacking time for electricians. With the LFC, installation teams can easily transport unpacked fixtures throughout the project.

CONTACT THE BHS SALES TEAM FOR MORE INFORMATION ABOUT THIS PRODUCT

Flip sheet over to learn more about this electrical solution.

sales@bhs1.com

1.800.BHS.9500

LIGHT FIXTURE CART

ELECTRICAL MATERIAL CARTS

Side Entry Model



Model LFC-2448-SE allows loading fixtures from only one side, improving stability during transit. The SE models are outfitted with felt lining for added light fixture security.

Lifting Eye Bolts

Four lifting eye bolts for hoisting unit

Asset Protection




The non-SE models are outfitted with vinyl edging on shelves to protect light fixtures

Durable Construction

Heavy-duty steel construction and durable powder coat finish resists rust and scratches

Mobility




Two swivel casters and two locking casters allow unit to be positioned manually. Caster brakes prevent unwanted movement.

Application Specific Cart

This ergonomic material handling cart is designed specifically for light fixtures, so it keeps these valuable materials more secure than stacking them onto a non-specialized cart

Save Time & Cut Back on Waste




Cardboard packaging conceals damage to fixtures and adds considerable unpacking time for electricians. With the LFC, installation teams can easily transport unpacked fixtures throughout the project.

Hanging File Folder

The LFC comes with a plastic sleeve to store all onsite paperwork

Damage Protection



Removable locking bars on both sides protect fixtures during travel or storage and are padlockable to guard fixtures from damage (padlock not included)

High Load Capacity

The LFC is capable of holding up to 1,000 lb of light fixtures



LFC-2448

(light fixtures not included)

Increased Maneuverability

Most models fit through a standard 32" x 80" (2032 mm) doorway (excludes LFC-4848)

Arrive on the Jobsite with Everything You Need

Save time on any commercial construction project by easily transporting all light fixtures directly to the point of installation. Can hold up to forty-eight light fixtures depending on model.

MODELS

Model	Capacity	Height	Width	Length	Light Fixture Capacity
LFC-2448	1,000 lb / 454 kg	79.75" / 2026 mm	29.563" / 751 mm	50.875" / 1292 mm	(24) 2' x 2' or (12) 2' x 4' light fixtures
LFC-2448-SE	1,000 lb / 454 kg	79.75" / 2026 mm	28.875" / 733 mm	51.875" / 1318 mm	(24) 2' x 2' or (12) 2' x 4' light fixtures
LFC-2496-SE	1,000 lb / 454 kg	79.75" / 2026 mm	28.875" / 733.4 mm	99.875" / 2536.8 mm	(12) 2' x 8' or (24) 2' x 4' or (48) 2' x 2' light fixtures
LFC-4848	1,000 lb / 454 kg	79.75" / 2026 mm	50.875" / 1292 mm	59.25" / 1505 mm	(48) 2' x 2' or (24) 2' x 4' light fixtures




LFC-2448



LFC-2448-SE




LFC-2496-SE




LFC-4848

OPTIONS



Electrical Hooks (LFC-HOOK)

Two vertical sets of six hooks each allow users to hang electrical whips, harnesses, and tools. Adds 6" to the length of the LFC. Hooks are lined with felt. Not compatible with LFC-2496-SE.




Tray (LFC-TRAY)

Stainless steel tray can be set into a light fixture slot in order to hold smaller objects. Edges are lined with felt. 90 pounds distributed tray capacity. Only compatible with Side-Entry (SE) models.



Custom Lasered Logo (LFC-LOGO)

Take your branding on the go with your logo laser-cut to the side of any model.



Fork Pockets (LFC-FP)

Fork pockets enable transport of unit by forklift



Customize the LFC to Meet Your Needs

Not all material handling challenges are solved with standard equipment. BHS can help you improve safety and efficiency with equipment tailored to the task. Contact the BHS sales team at 1.800.BHS.9500 to discuss your requirements.