

Healthwerx



Intelligent Lighting with a
Holistic Approach

LUMENWERX

Table of Contents

04

Our Story

06

Our Philosophy

08

The Healthwerx
Approach

10

Healthwerx
Solutions

12

Technology

14

Human Centric
Lighting

32

Cura

38

Rize

44

Medico Plus

52

Medico

56

Ubik Seal
Troffer

60

Voilà Seal

64

Via Seal

72

Ubik Seal

76

Via Wet

77

Via Splash

78

Via 3 Seal
Perimeter

80

Ubik Seal
Perimeter

82

Pop Recessed

86

Inwalo

88

Walo

90

Via Seal Wall

92

L-Werx Cove

94

Applications

110

The Healthwerx
Approach: Details

122

Selected
Products



Our Story



At Lumenwerx, we craft **each luminaire** from the ground up.

LUMENWERX

In 2014, after 25 years in a partnership building a lighting company and establishing strong, valued industry ties, Morris Feldman set out to create a new type of business. Lumenwerx was founded to focus on technological innovation as the basis of the next generation of lighting solutions.

Today, that startup is one of the most dynamic North American lighting manufacturers with state-of-the-art resources that allow for virtually all production to be done in-house.

From our research and development center, to our manufacturing plant, to our certified testing laboratory, and more, at Lumenwerx, we craft each luminaire from the ground up.

30K+

Projects
installed

500+

Employees

250K sq.-ft.

Production and Manufacturing
facility

Our Philosophy

Making light work for you

Quality and craftsmanship are at the heart of everything we produce. We offer speed, flexibility, and a no-task-is-too-big attitude. With over 500 intelligent lighting solutions to choose from, Lumenwerx firmly believes in fulfilling every request with a standard or customized product.

We offer the best in optical creativity, electronic advancements, and human centric lighting strategies to support any healthcare venture.

We have a broad team of technical experts to support projects from concept to completion, as well as two large groups of dedicated professionals specializing in both mechanical and electrical engineering, and navigating the best solutions for a wide range of applications.

Our in-house manufacturing and testing laboratory not only can design and manufacture tailor-made lighting packages, but also can test quality and verify performance.

Over **500** intelligent
lighting solutions



The Healthwerx Approach

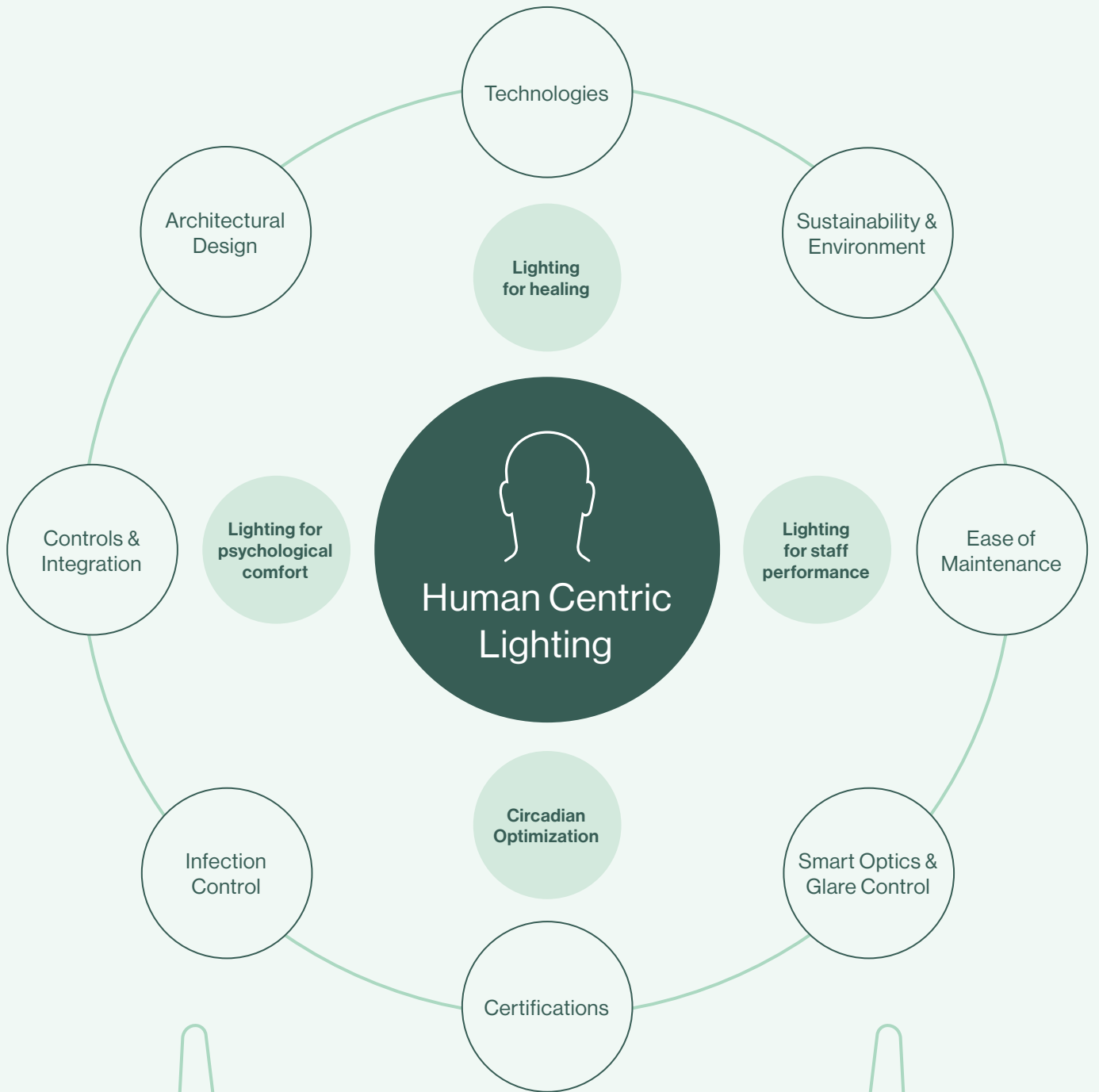
At the core of our holistic approach is the notion of human centric integrated lighting system as defined by four distinct strategies:

- Lighting for healing
- Lighting for psychological comfort
- Circadian optimization
- Staff performance

This approach promotes eight concepts featuring the best attributes for healthcare lighting design with modern architectural esthetics. Healthwerx is based on thorough research, the championing of specifier expertise, and consultation with numerous healthcare professionals.

The benefits of an integrated lighting system can significantly impact the well-being of healthcare patients, staff, visitors, and volunteers.






Lighting with a holistic approach to healthcare.




Healthcare Solutions

Multi-function Luminaires for Patient Room




Medical Troffers



Medical Downlight




Seal Linear



Seal Linear (continued)




Seal Perimeter



Architectural Recessed



Wall-mounted



Wall-mounted (continued)



Architectural Cove



Technology



Chromawerx

The simple, flexible, and cost effective approach to dynamic lighting in practical, architectural applications. Chromawerx is a broad portfolio of color-changing luminaires and easy-to-use controls. Chromawerx makes dynamic lighting easy to apply.



LVC control

The Low Voltage Controller (LVC) option allows control of the luminaire functions from a patient pillow switch, bed side rail, or wall switch with normally open momentary dry contacts. Depending on the number of modes to be controlled, various control options are available.



Full Spectrum

Full Spectrum LED is being offered with improved color particularly in the cyan region that is beneficial in both healthcare and circadian lighting strategies. The cyan region in Full Spectrum LED is richer at the 480 nm range. The improved color has an impact on the performance, which will be less than static white, with a value dependent on the particular diode and optic used.



PoE

PoE technology can be integrated into most of Lumenwerx's lighting solutions and product families. For nodes, we always aim for complete integration, but when space is limited, we look for a remote solution that doesn't compromise the design aesthetic. PoE can be integrated into 95% of our product offering, including our Chromawerx solutions.

bios

Bios

Bios SkyBlue™ Technology is designed to provide the specific circadian stimulus to improve well-being during the day, recovering time, and sleep quality. The non-visual light signals that stimulate our circadian system have peak intensity in the "sky blue" region.

At Lumenwerx we pride ourselves on remaining on the cutting edge of lighting innovation, from PoE to control evolution, to the newest diodes emerging on the market. We develop the latest technologies into beneficial tools for our lighting community.



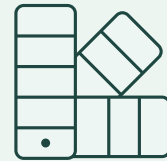
Visual Comfort +

All Lumenwerx optics are carefully crafted and rigorously tested to ensure zero pixelation and low glare emitted from our louvers or lenses. We use a diode obfuscation technology, which applies the principles of controlled reflection, particle scattering, and gentle refraction to eliminate glare from our luminaires.



Shield-Control

Healthwerx luminaires are armed with Shield-Control technology providing all luminaires with the needed control and defense against of moisture, bacteria, and debris. With ratings ranging from Wet Locations to IP65 up to IK10 for the most rigorous environments. Each luminaire has a specific level of Shield-Control depending on the application.



Silverwerx

Our antimicrobial Silverwerx powder coating facilitates easy cleaning and infectious disease control by preventing the growth and spread of bacteria.



Smart-Lock

Proprietary lens, LED and driver cartridge design fully enclosed meeting IP54 criteria for wash down. The Smart-Lock Module can also be easily removed for maintenance without having to remove the entire luminaire.



Hy-Flex optic


HyFlex™ quad-tiered optical system that combines both a reflector and refractor, enabling beam smoothing and spreading without compromising the performance.



Unity Pointed (UP)

Base on output, mix luminaire, regardless of shape and size, they will emit identical luminous intensity values, precisely measurable down to the square inch.





Human Centric Lighting

<u>Lighting for Healing</u>	16
<u>1. Lighting for Patient Psychological Benefits</u>	18
<u>1.1 Chromawerx</u>	19
<u>2. Lighting for Patient Biological Benefits</u>	20
<u>2.1 The Bios Difference</u>	22
<u>2.2 Full Spectrum</u>	25
<u>3. Lighting for Staff Performance</u>	26

Lighting for Healing

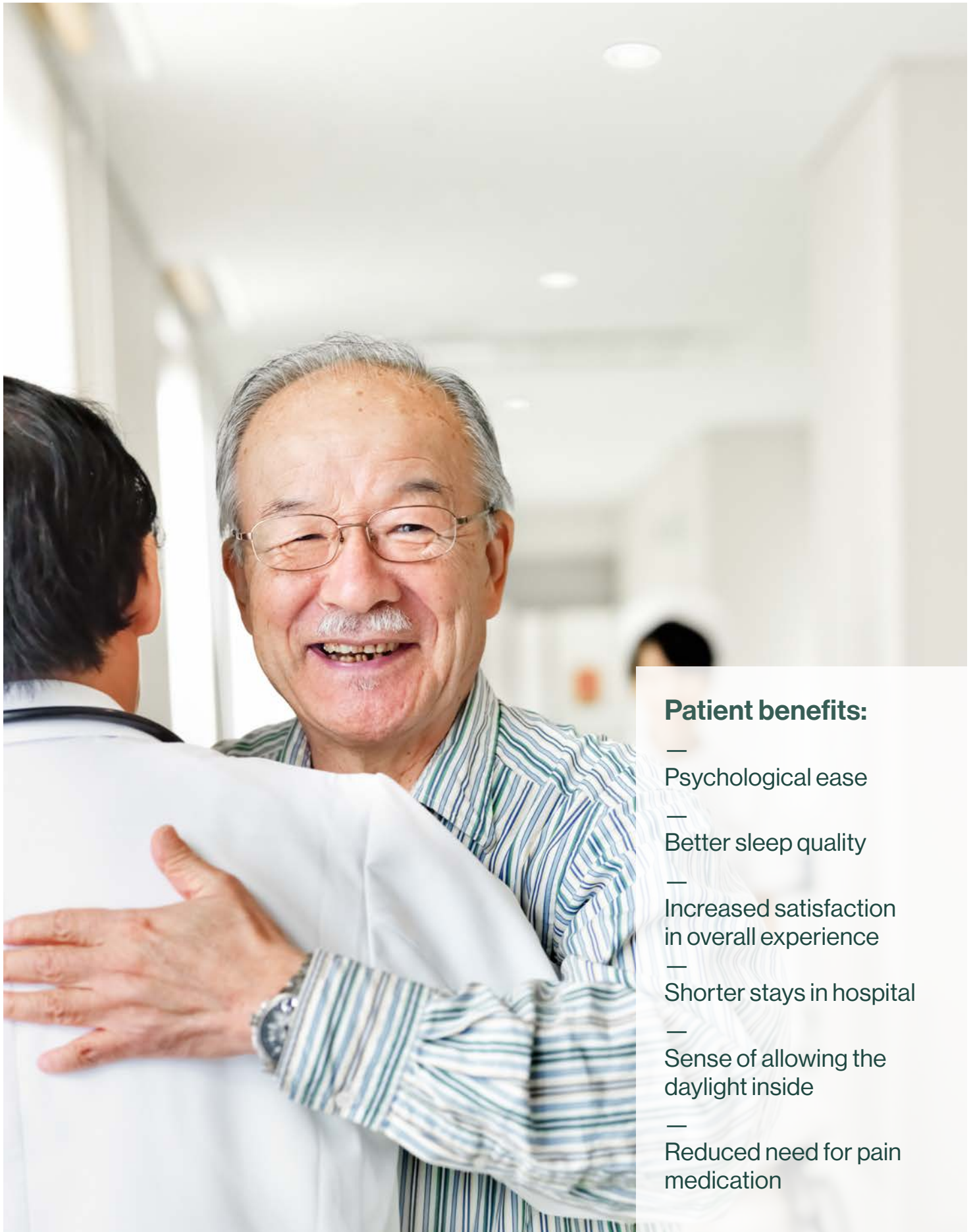
Healthwerx integrates the latest technological advancements that support human centric lighting, which can be addressed in three main categories:

1. Patient Psychological Comfort

2. Biological Benefits for Patients

3. Staff Performance

To enable human centric lighting we offer Chromawerx, our dim to warm or tunable white solutions, or spectrally tuned LEDs available with Bios or Full Spectrum technology. The Healthwerx portfolio enables lighting for healing.



Patient benefits:

- Psychological ease
- Better sleep quality
- Increased satisfaction in overall experience
- Shorter stays in hospital
- Sense of allowing the daylight inside
- Reduced need for pain medication



Lighting for Psychological Comfort

Strategy

- Chromawerx: Sola or Duo

The Positive Effects

- General stress relief
- Patients' temporal orientation of night and day can remain accurate
- Softened waiting experience

A design strategy with proven success is to use lighting as an element that can ease the mind. Luminaires using Chromawerx technologies utilize color changing solutions that shift the light source's correlated color temperature (CCT) from cooler to warmer colors and vice versa. This can improve the psychological comfort of patients and visitors.

All Healthwerx products offer our Chromawerx solutions with the possibility of custom color range configurations.



Chromawerx Sola:
Dim to warm (3500K dims to 2200K)

Dim to warm emulates the effect of dimming a typical halogen lamp. Chromawerx Sola offers single-channel control that dims output while warming the color temperature.

Long-term care dining rooms, private residence spaces, and hospital waiting and recovery rooms are ideal applications for Sola.

- Dimming range is programmable and our standard option runs from 3500K at 100% of full power to 2200K at 5% of full power.
- Color Rendering Index (CRI) is maintained above 80 throughout the dimming range.
- Efficacy is also consistent with a static white 3500K source when it's on 100% light output.



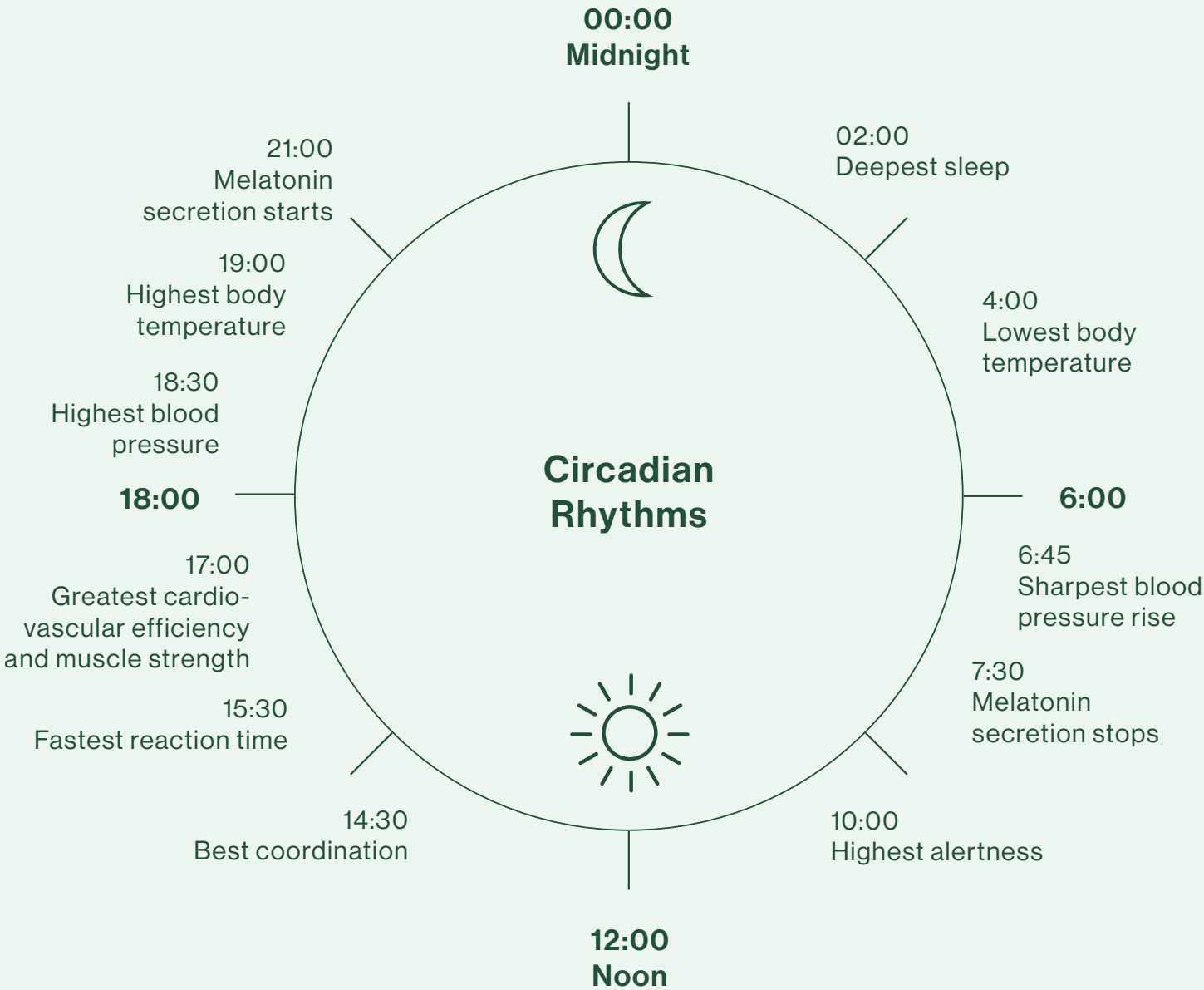
Chromawerx Duo:
Tunable white (2700K to 6500K)

Tunable white provides a range of cool to warm color temperature that can be useful for helping to entrain circadian rhythms (in the 6500K setting), to stimulate alertness and work productivity. Chromawerx Duo controls both warm and cool LED arrays and enables the user to set color temperature and light output through two-channel control.

Duo works great in health facility corridors, waiting areas, day-treatment spaces, and cafeterias.

- CRI of 80 or 90 is available and maintained across the range.
- Duo efficacy is parallel to that of a traditional white LED: in the blue range it is highest, and in the warmer range it is lowest, with variations based on optical selection.


Lighting for Biological Benefits



Biological electric lighting replicates circadian effects of the sun in the indoor environment when needed. This type of LED lighting uses the color and intensity of light to regulate the timing of our internal biological clocks or circadian rhythms.

Our circadian rhythms are especially sensitive to the color cyan, which stimulates our internal clock. We need increased exposure to or a peak of the cyan light during the day, but at night, we need to remove the cyan to enable good quality sleep.

Healthwerx luminaires include technologies that cover the specific lighting spectrums able to emit that healthy cyan light and more. **Bios and Full Spectrum technologies allow for reaching these biologically beneficial spectrums.**



The Bios Difference

Bios SkyBlue™ LED technology offers exceptional biological circadian lighting solutions. Healthwerx luminaires powered by Bios emit specific lighting wavelengths that provide circadian benefits for patients, staff, and visitors.

What is Bios

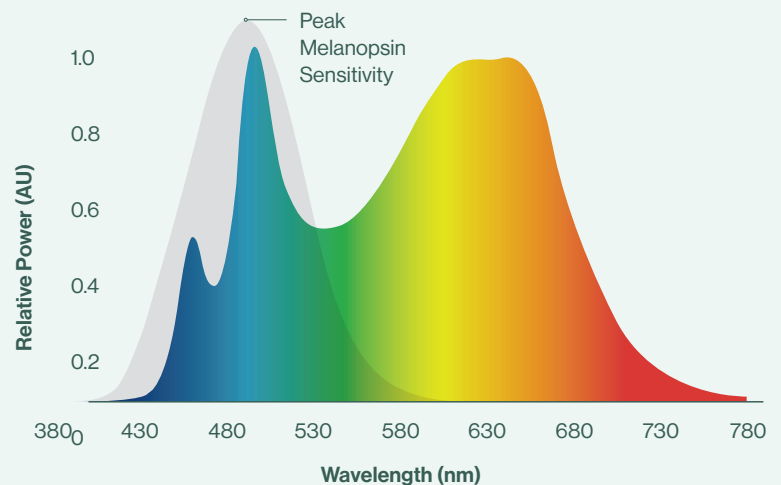
Bios is a technology that targets the peak cyan color region (490nm wavelength) and the far red spectrum to regulate the internal clocks of patients and staff members and to improve the quality of light for diagnostic procedures.

Bios is available as a static or dynamic solution. As a static solution, the cyan remains on at all times and is suitable for daytime facilities, such as outpatient clinics. As a dynamic solution, the cyan portion of the spectrum can be removed and controlled, and is appropriate for spaces used on a 24-hour basis, for instance, hospitals and round-the-clock clinics.

Bios differentiators

- Blue (Cyan) Spectrum Peak Emission at 490 nm.
- CRI 80+ and R9 > 90
- Improved Cyanosis Observation Index (COI)* of 3.3 or lower.
- High Melanopic Ratio (M/P)
- Bio-Dimming: Spectral control and intensity via a single dimming interface

BIOS Static/Dynamic SkyBlue LED SPD (3,500K Day)



Melanopsin Sensitivity Curve



BIOS 3500K with SkyBlue™

bios



The Positive Effects

- Entrainment of patient circadian rhythm (improved sleep quality)
- Improved accuracy for medical evaluations and diagnoses
- Increased staff performance

Key metrics

When using Bios it is important to capture color quality metrics as well as circadian metrics. This means including key performance data:

- Correlated Color Temperature (CCT)
- R9 value
- Cyanosis Observation Index (COI)
- Melanopic Ratio (M/P)

Bios technology features high melanopic ratios for a given color temperature while maintaining color quality.

BIOS Static/Dynamic SkyBlue

Key Circadian Performance Data - Daytime Spectra

CCT	3000K	3500K	4000K
CRI	81	83	83
R9	90	95	95
COI ₁₀ *	5.4	3.3	1.5
LED Efficacy (lm/W)	120	130	140
Melanopic Ratio **	0.74	0.83	0.92

* COI₁₀: Cyanosis Observation Index using the CIE 2006 Color Matching Functions.

** The melanopic ratios (m/p) provided have been calculated using the WELL v2 methodology. Lensing may change the melanopic ratios and efficacy. For exact EML ratios please consult the factory.

Note: COI is color fidelity of oxygenated blood and cyanosed blood relative to a 4000K reference.



The Positive Effects

- Static white light look is maintained while entraining our circadian system
- Feeling of natural sunlight that enhances patient well-being
- Increased staff performance with circadian stimulus

Full Spectrum

Full Spectrum mimics the sunlight spectrum with enhanced colors throughout the spectrum. With a cyan content greater than traditional static white LEDs, Full Spectrum technology can improve circadian response.

We approach Full Spectrum LEDs in partnership as specialized and customized applications. Consult our factory for specific performance values according to selected products.

Full Spectrum Melanopic ratio

Melanopic ratio (m/p)¹
– of at least 0.550 @ 3000K.

Melanopic ratio (m/p)¹
– of at least 0.660 @ 3500K.

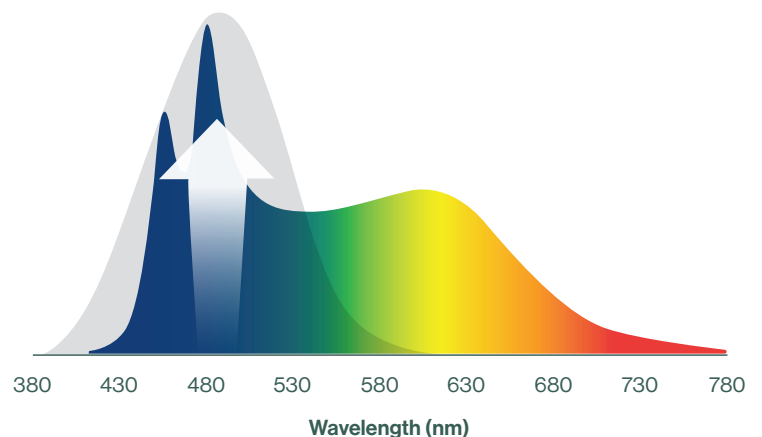
Melanopic ratio (m/p)¹
– of at least 0.745 @ 4000K.

Melanopic ratio (m/p)¹
– of at least 0.875 @ 5000K.

¹ The M/P ratios are based on a standard acrylic lens. Performance may differ depending on luminaire optic.

Full Spectrum LED SPD

Blue Spectrum Peak Emission



● Melanopsin Sensitivity Curve ● Full Spectrum LED

See above peak cyan content for Circadian stimulus with Full Spectrum LEDs.

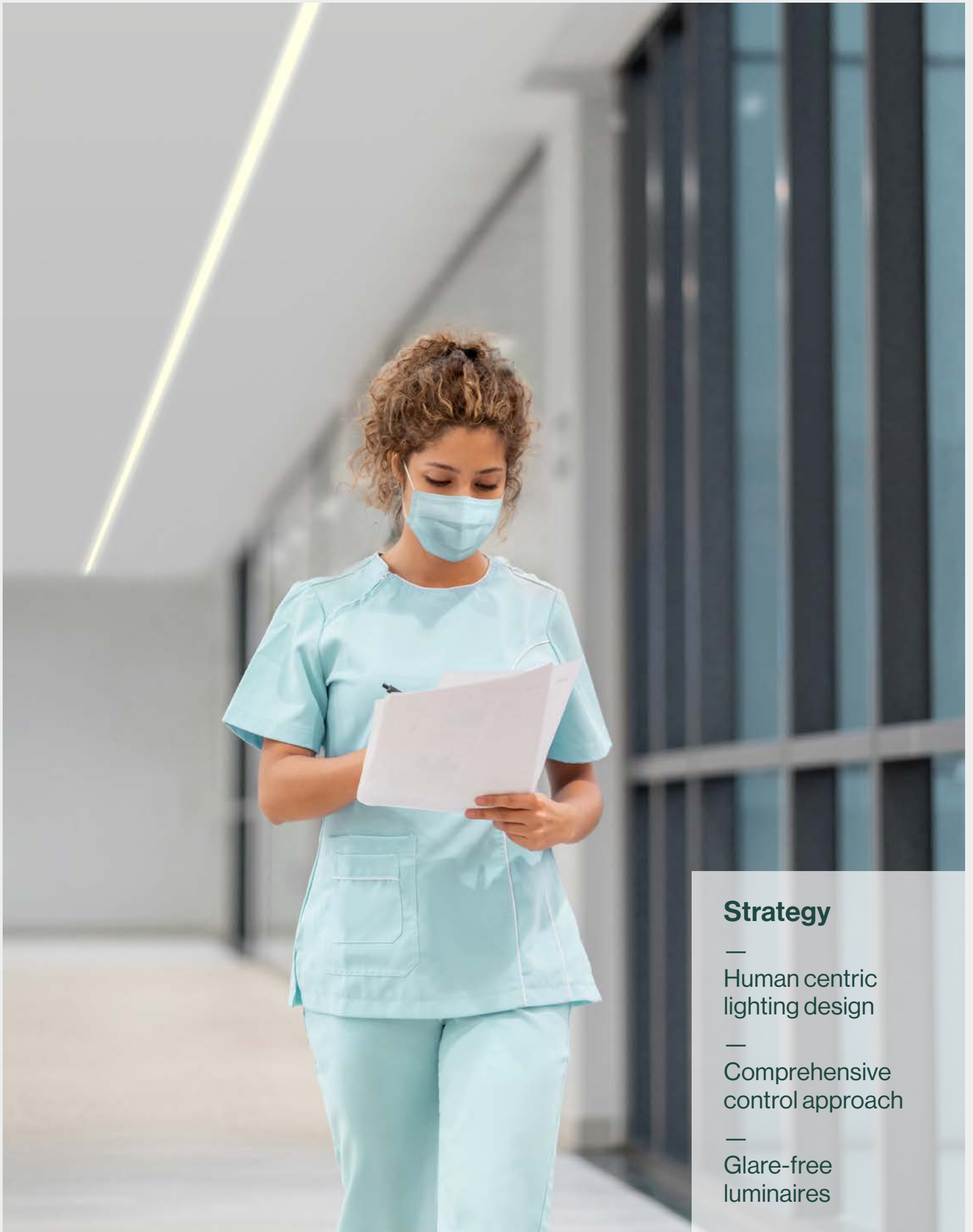
Lighting for Staff Performance

As we move through health spaces, it is of the utmost importance to understand exactly what each healthcare team member needs to make their work easier. **Using the right lighting solutions in the right spaces at the right time can have a substantial impact on staff performance and well-being.**

Using Healthwerx products with improved color spectrum, high color rendering, glare-free illumination, and precision control can increase staff satisfaction significantly.

The Positive Effects

- More accurate and concise diagnoses
- More precision-performing tasks
- Fewer eyestrains and headaches
- Establishment of circadian strategies to assist in acclimatizing to shift work
- Efficient work environment
- Fewer patient wake-ups management



Strategy

- Human centric lighting design
- Comprehensive control approach
- Glare-free luminaires



North Augusta Pediatrics

Architect: Virgo Gambill Architects

Electrical Engineer: EDC

Photographer: Day Seven Designs (Joe Bailey Photography)







Multi-function Luminaires for Patient Room

Cura	32
Rize	38
Medico Plus	44

Cura

Dynamic, functional and unobtrusive, CURA balances the essential principles of patient wellness with the practical needs of today's healthcare workers. Incorporating compact design, multi-mode options, advanced lighting and control technology with precision optics. CURA was designed to address the demands of busy medical settings.

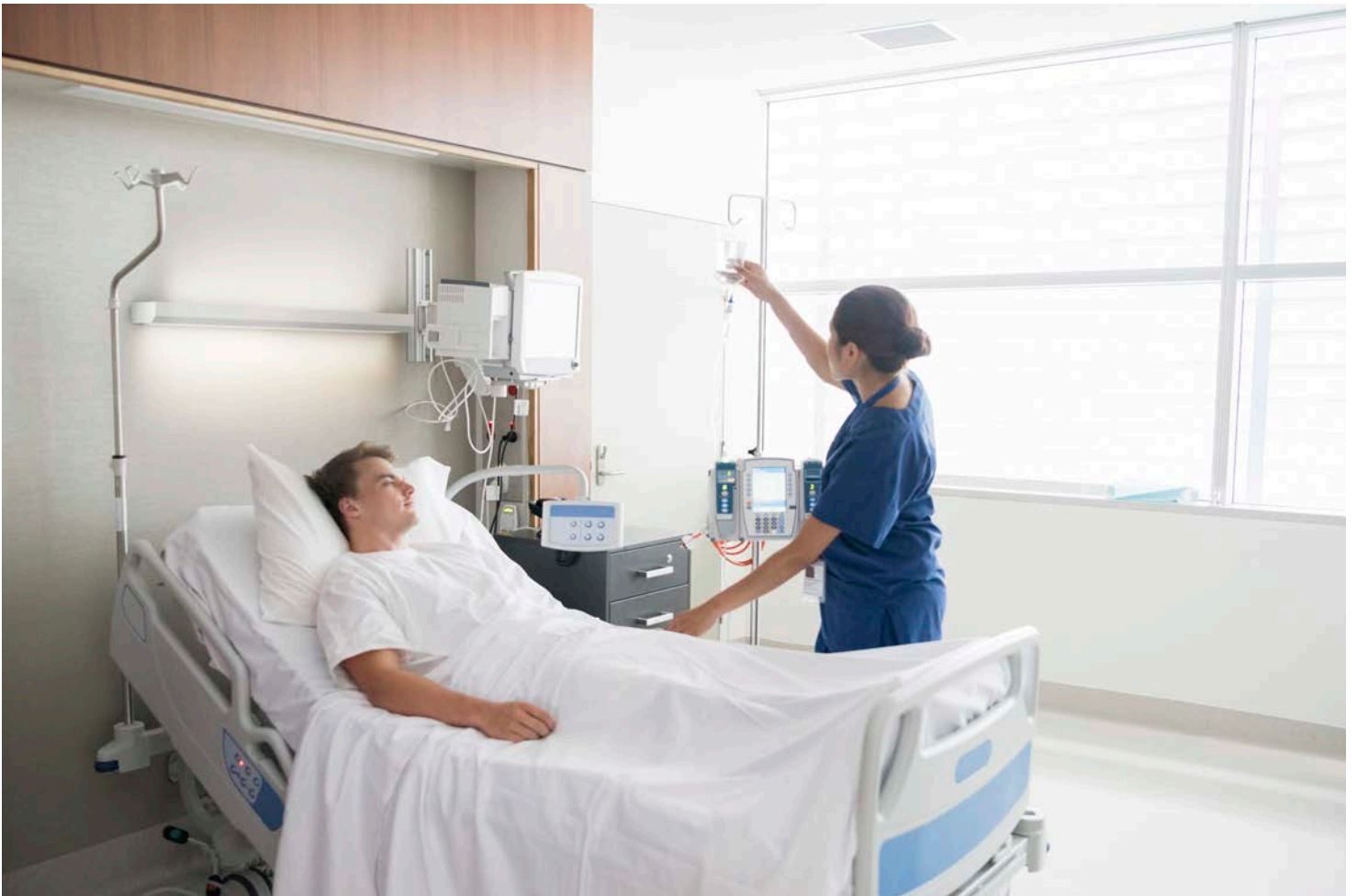


—
Small and compact without
compromising performance

—
Multi-mode functions

—
Easy-to-clean unit
with antimicrobial finish

—
Multiple control options



Functions

Ambient
Exam
Reading
Night Light

Color rendering options

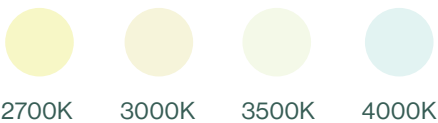
80+
90+

Sizes (compact profile)

L

W
H

Color temperatures



bios

Bios



SOLA



DUO



Full
Spectrum

Control options

Independent Control
Low Voltage Control
Pull Switch
DALI
Lutron

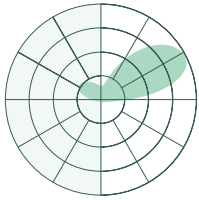
Finish options

- Matte White
- Aluminum
- White Antimicrobial Silverwerx
- Custom Finish

Cura

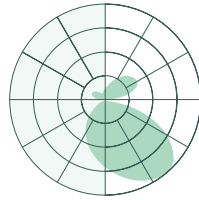
Optical Flexibility

**One luminaire.
Multiple functions.**



Ambient

For routine monitoring, indirect ambient illumination is available in a range of programmable outputs in order to deliver comfortable lighting at the bedside.

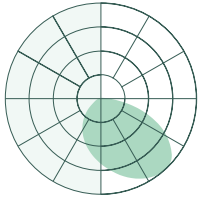


Exam

Wall switch-activated exam lighting offers direct and indirect illumination with an average illuminance of 110 fc on the bed.

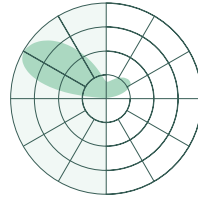


From daytime reading to bedside examinations, CURA luminaires are thoughtfully designed to both enhance patient comfort and support practitioner tasks.



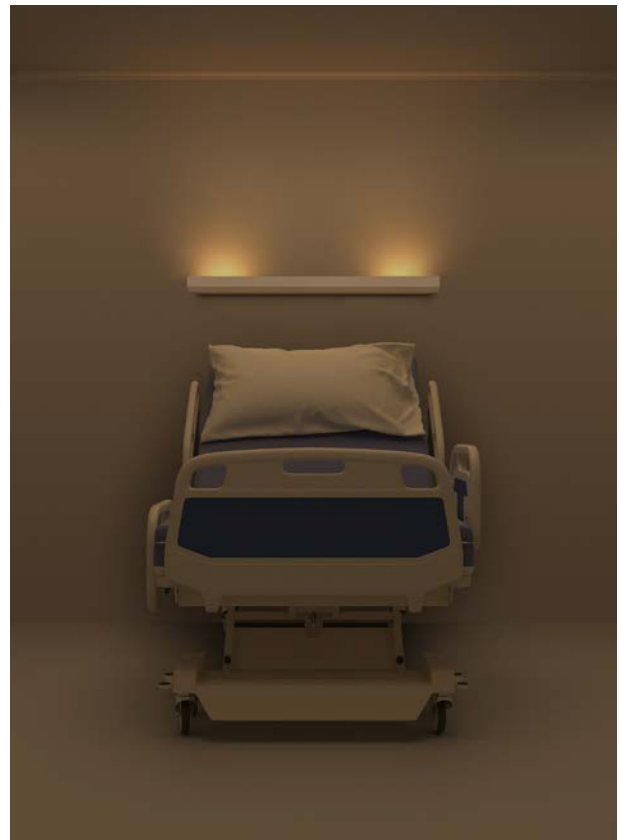
Reading

Let patients read in comfort with direct reading illumination that can be specified in a range of programmable outputs (Avg. 40 fc vertical) Deep shielding offers an ideal UGR of 10 for optimized visual comfort.



Night Light

Discrete, indirect night light illumination, without source visibility, can be programmed to minimize the impact on circadian rhythms or for night-time observation. (Available in white or amber.)



Performance & durability


With no visible light source, LEDs are hidden inside Cura, offering the low glare associated with high quality bedside lighting. Maintain a comfortable, practical light from head to toe.

- 9600 maximum lumen output
- Up to 95 lm/W efficacy
- <10 UGR (Unified Glare Rating)
- L90 at >60,000 hrs
- ANSI-IES RP 29-16 compliance*

Calculated on the bed with a 4' luminaire, 80 CRI, 3500K, mounted 6' above finish floor.
In a room : 9' H x 10' W x 10' D

Function	Lumen Output	Avg. Illuminance	Uniformity (Avg:Min)
Ambient	4200 lm	14 fc	2.19:1
Exam	9600 lm	110 fc	2.41:1
Reading	2800 lm	65 fc	1.71:1

*ANSI-IES RP 29-16 is the recommended practice for hospitals and healthcare facilities from the Illuminating Engineering Society



-
- 1** Compact profile: 5" W x 2²⁵/₃₂" H in either 38" or 50" overall length
 - 2** Simple installation: spring-loaded hinges for streamlined installation and maintenance
 - 3** Die cast end caps: for added durability in high-traffic areas
 - 4** Silverwerx powder coating: facilitates easy cleaning and infectious disease control

Rize

The practice of healthcare is continually evolving. RIZE addresses the needs of medical practitioners and patients through advanced multi-mode lighting control. Compact, durable and easy to install, RIZE provides ample illumination for multiple applications: Ambient, Examination, Reading, and more. Rize now offers a fully gasketed option.

—
Fully gasketed option

—
Color and biological tuning capabilities

—
Multi-mode functions: Exam HO, Exam, Ambient, Reading

—
Control-ready for any system



Functions

Ambient
Exam
Reading

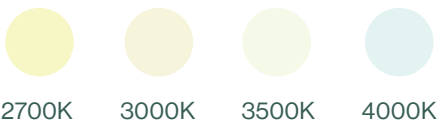
Color rendering options

80+
90+

Sizes (compact profile)

L
W
H

Color temperatures



bios

Bios



SOLA



DUO



Full
Spectrum

Control options

Independent Control
Low Voltage Control
DALI
Lutron

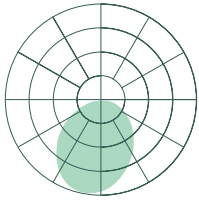
Finish options

- Matte White
- Aluminum
- White Antimicrobial Silverwerx
- Custom Finish

Rize

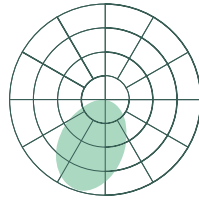
Optical Flexibility

**Dual luminaire.
Multiple functions.**



Exam HO

In Exam HO mode, RIZE provides excellent uniformity on the patient with asymmetric, direct lighting. The luminaire meets RP 29-16 delivering an average illuminance of 107 fc on the bed.

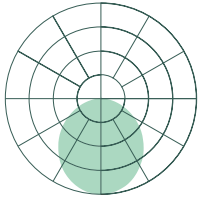


Exam

In Exam mode, RIZE provides direct lighting with sufficient illumination for healthcare providers to perform precise tasks.

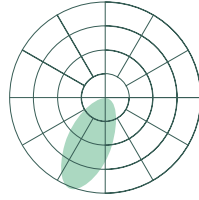


Enjoy the flexibility of a dual luminaire that offers the functionality patients and practitioners need. Designed with input from medical professionals, RIZE offers exceptional illumination in multiple light modes.



Ambient

For routine monitoring and daytime activities, RIZE delivers comfortable, widespread illumination with an average illuminance of 40 fc. Dimmable for night-time observation.



Reading

Encourage relaxed reading with an optional low-glare, 32 fc reading light. Hyflex optics and fixed orientation provide a 30° beam angle.



Rize

Performance & durability

Generous lighting. Ultra-low glare. Featuring two discreet luminaires RIZE offers clear, comfortable illumination from head to toe. Medical teams easily perform tasks while patients enjoy comfortable lighting for restful activities.

The perfect reading light built right into the RIZE luminaire, our optional reading light provides glare-free illumination for reading, with a 30° pre-positioned beam.

—
14,600 maximum
lumen output

—
Up to 92 lm/W efficacy


—
L90 at > 60,000 hrs

—
ANSI-IES RP 29-16
compliance*

Calculation on the bed with 2 × 4 ft luminaires, 90CRI, 3500K, 4 ft offset in the ceiling on center.
In a room: 9 ft H × 10 ft W × 10 ft D

Function	Lumen Output	Avg. Illuminance	Uniformity (Avg:Min)
Exam HO	14,600 lm	107 fc	1.47:1
Exam	8,600 lm	65 fc	1.47:1
Ambient	6,000 lm	46 fc	1.46:1
Reading	2,000 lm	40 fc	1.27:1

*ANSI-IES RP 29-16 is the recommended practice for hospitals and healthcare facilities from the Illuminating Engineering Society



1 Simple installation. Fits easily in a variety of T-bar, drywall trimmed or trimless applications.

2 Shallow plenum solution. Recesses into the ceiling to suit low plenum space as the luminaire is only 3 inches in height.

3 Smooth surfaces with antimicrobial finish, allowing for gentle cleaning. Sealed with gaskets to lock moisture and debris out.

4 Durable construction. Rugged extruded aluminum construction with up to three light compartments to allow excellent performance without compromising quality.

Medico Plus

Medico was designed to address both patient and staff needs in healthcare facilities. Multifunctional and powerful, the luminaire family delivers low-glare illumination without light trespass in multi-patient room settings. Medico Plus offers Exam, Ambient, and Reading modes.



Exam and Ambient mode option




— Multi-mode light functions

— Two side lens options in standard version: frosted acrylic and nanoprismatic

— Optional IP64 door with polycarbonate lens and tamper-resistant screws

— Easy-to-clean unit with antimicrobial finish



Functions

Ambient
Exam
Reading

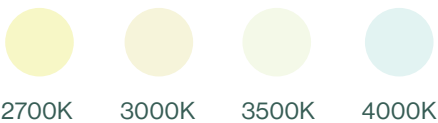
Color rendering options

80+
90+

Sizes

2'x2'	2'x4'
-------	-------

Color temperatures



bios

Bios



SOLA



DUO







Full
Spectrum

Control options

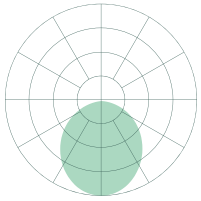
Independent Control
Low Voltage Control
DALI
Lutron
eldoLED

Finish options

-  Matte White
-  Aluminum
-  White Antimicrobial
Silverwerx
-  Custom Finish

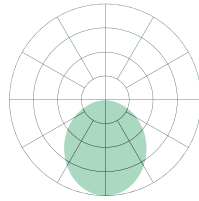
Optical Flexibility

**One luminaire.
Multiple functions.**



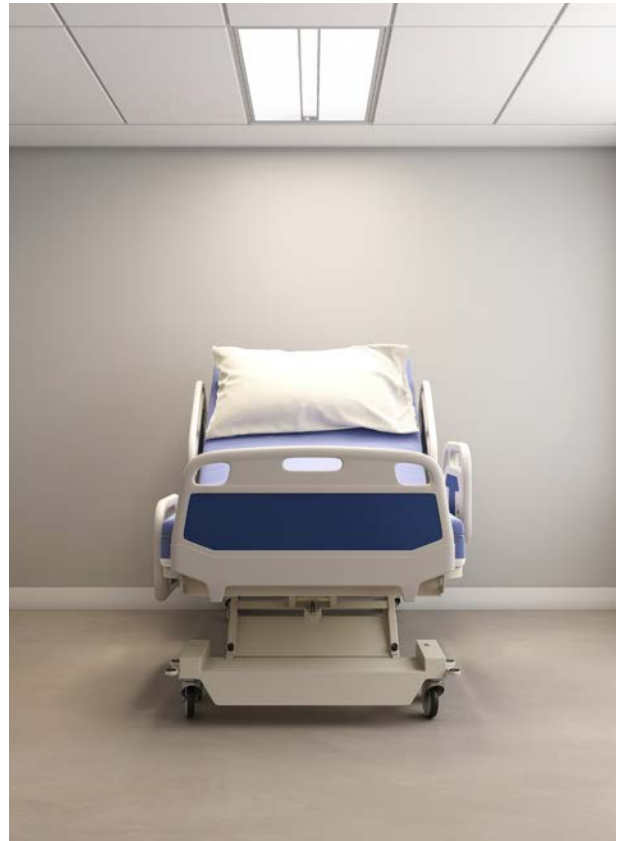
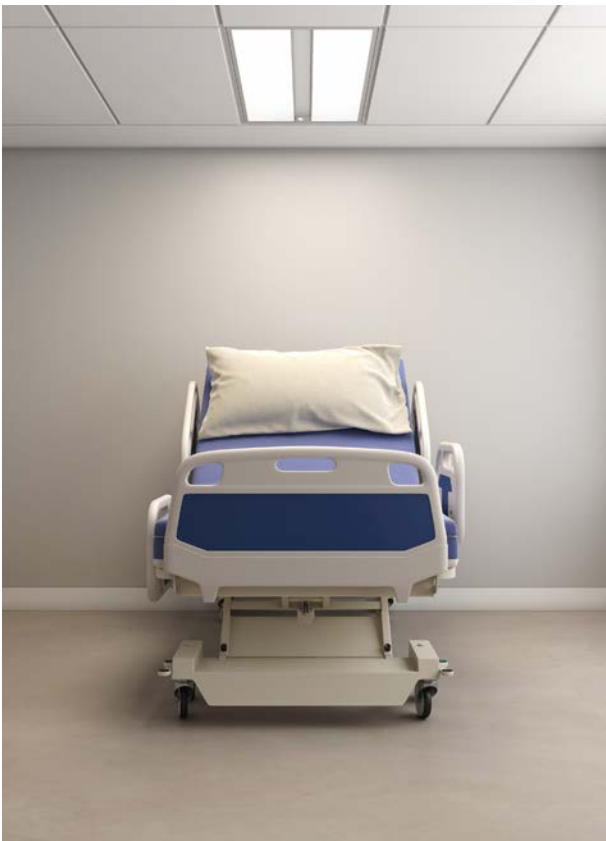
Ambient

Direct low glare illumination in Ambient mode using a frosted diffused lensing. Ambient lighting allows for patients to control their lighting independently.

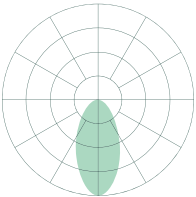


Exam

With up to 126 fc average on the bed, Medico exceeds the requirement of ANSI RP 29 for illumination level. The performance is also very smooth with a uniformity ratio of 1.43:1.



Medico offers smooth and consistent illumination and excellent uniformity in any mode at < 1.5:1. Furthermore, all light functions meet the recommendations of ANSI RP-29.



Reading

Using a powerful COB light source in reading mode. Medico delivers a 54 fc average at the task area. Sufficient lighting for any age demographic.

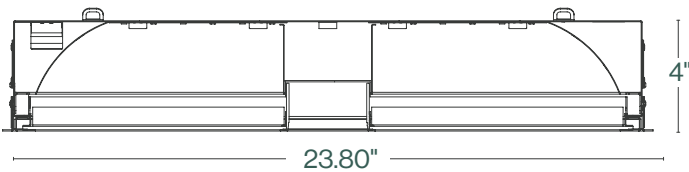


Performance & durability

Low-glare but rugged in craftsmanship to withstand multiple healthcare settings. Constructed out of a 20 gauge cold rolled steel body with low glare lensing. Medico Plus offers a fully gasketed frame as standard with the option of gasketing the side lenses to meet IP54. The luminaire also offers an optional door with polycarbonate lens and tamper-resistant screws meeting IK10 and IP64 requirements. The luminaire can be controlled in various ways to allow the patient and staff to adjust the illumination to suit task needs. For a 20% tighter distribution to control light trespass, use the nanoprismatic option for the side lenses.

- Up to 15,000 lm
- Up to 143 lm/W efficacy
- L90 at > 60,000 hrs
- ANSI-IES RP 29-16 compliance*

Profile



Calculation on the bed with 2'x4' luminaire, 80CRI, 3500K.
In a room: 9 ft H x 10 ft W x 10 ft D

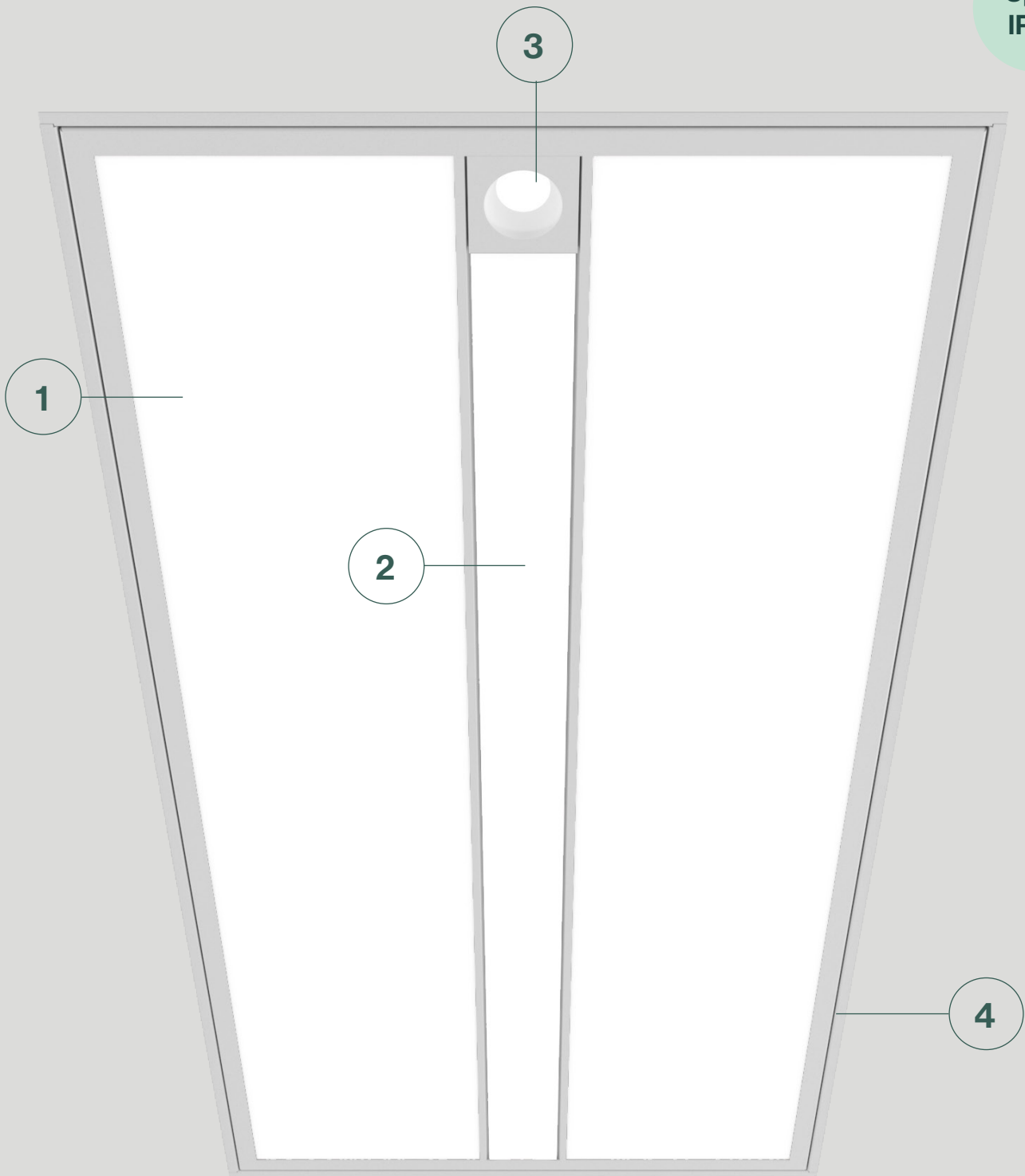
Function	Lumen Output	Avg. Illuminance	Uniformity (Avg:Min)
Exam (side & center optics)	15,000 lm	126 fc	1.43:1
Ambient (side optics)	6,000 lm	50 fc	1.42:1
Reading	1,045 lm	54 fc	1.47:1

*ANSI-IES RP 29-16 is the recommended practice for hospitals and healthcare facilities from the Illuminating Engineering Society



IK10

Up to
IP64



1 Side lenses are made of either a frosted smooth acrylic or nanoprismatic lens.

2 Center lens is a gasketed frosted high-grade polycarbonate to meet IP54 rating.

3 Optional reading light with HyFlex™ optics, a unique quad-tiered optical system for even distribution.

4 Frame is gasketed and side lenses can be gasketed as an option to meet IP54. Optional door available with a polycarbonate lens and tamper-resistant screws to meet IP64.



Luminaires for Healthcare Spaces

Medico	52
Ubik Seal Troffer	56
Voilà Seal	60
Via Seal	64
Ubik Seal	72
Via Wet	76
Via Splash	77
Via 3 Seal Perimeter	79
Ubik Seal Perimeter	81
Pop Recessed	82
Inwalo	86
Walo	89
Via Seal Wall	90
L-Werx Cove	92

Medico

Repetition, pattern, and rhythm in design can enhance esthetic appeal. Medico was designed to be used solely or complementarily with Medico Plus to continue the same look throughout an entire health facility. Medico offers the same low-glare illumination in Ambient mode as Medico Plus. The center channel is offered with parabolic louvers, micro spots, or a downlight option.



Louver modules option



Micro spots option




Downlight option





Sizes



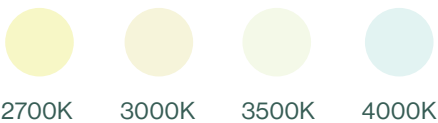
Color rendering options

80+
90+

Accent modules

Louvers
Micro spots
Downlight

Color temperatures



bios

Bios



SOLA



DUO







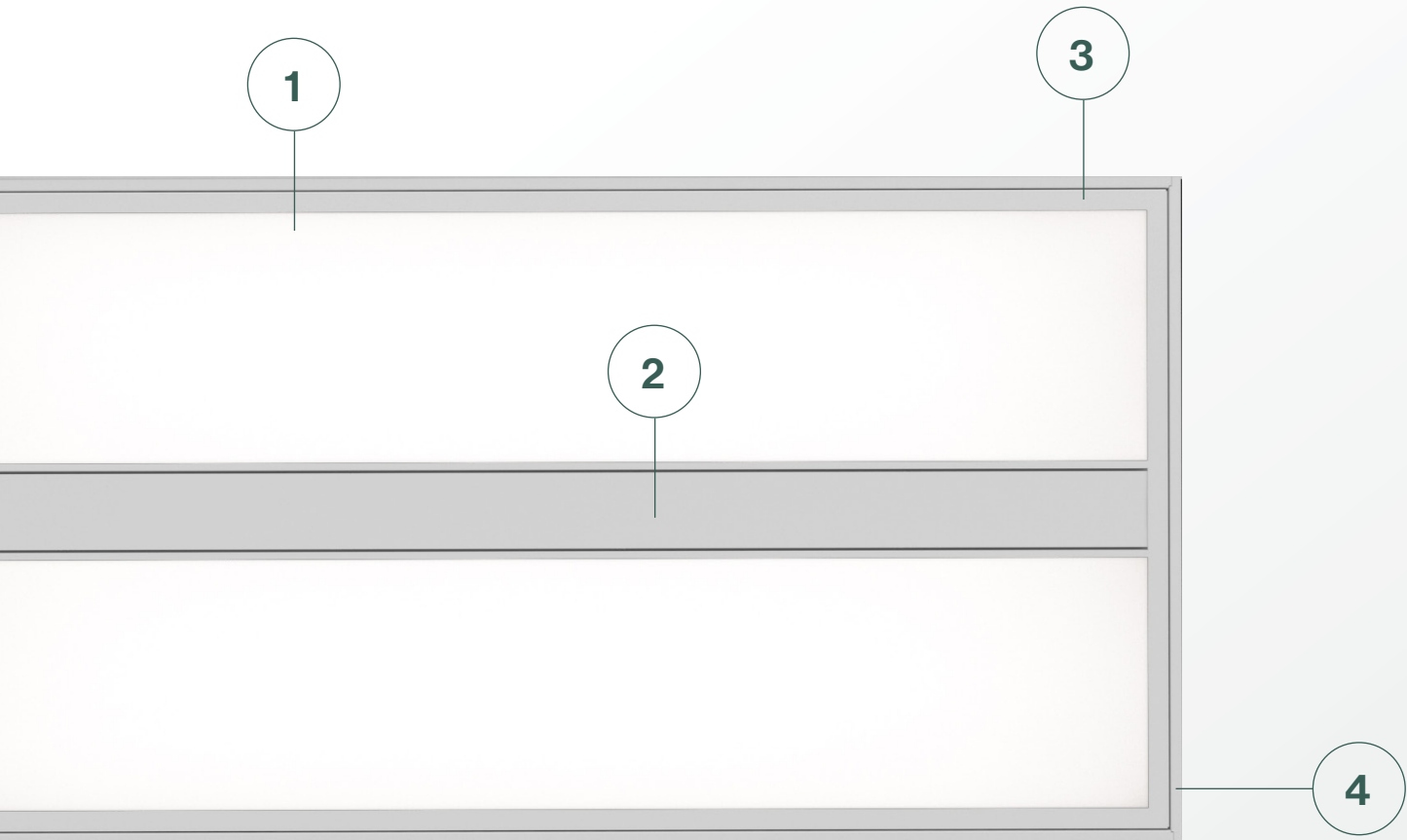
Full
Spectrum

Control options

0-10V
Independent Control
Low Voltage Control
DALI
Lutron

Finish options

-  Matte White
-  Aluminum
-  White Antimicrobial
Silverwerx
-  Custom Finish



1 Side lenses can be gasketed for IP54 rating, made of either a frosted smooth acrylic or nanoprismatic lens.

2 Center channel is a blank with optional accent modules: downlight, micro spots, or louvers.

3 Optional door available with a polycarbonate lens and tamper-resistant screws meeting IP64.

4 20 gauge rugged cold rolled steel body painted with Silverwerx antimicrobial paint. Frame is gasketed and side lenses can be gasketed as an option to meet IP54.

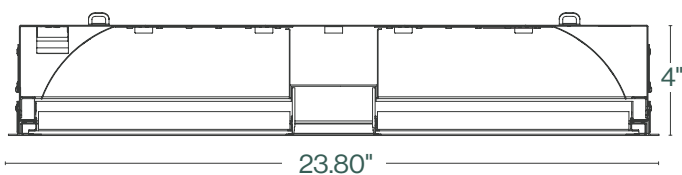
Medico

Performance & durability

Ambient lens is made of frosted acrylic or nanoprismatic. Center channels allow for customizing to suit your needs. Use the downlight for a surgical recovery area, use the micro spots to highlight signage or art, or use the louvers for an architectural element in an office setting. Medico can be adapted to perform just the way you would like it to. For a 20% tighter distribution to control light trespass, use the nanoprismatic option for the side lenses.

- 13,800 maximum lumen output
- Up to 143 lm/W
- L90 at >60,000 hrs
- Optional door with polycarbonate lens and tamper-resistant screws meeting IK10 criteria

Profile




IK10

Ubik Seal Troffer

Ubik's 2x2 Troffers bring style, sophistication, not to mention two color options for center channel louvers. Our Ubik Seal Troffer has the optional feature of two-circuit control, one for the parabolic louvers in the center channel, the other for the side lenses.

- Fully Sealed option (IP54)
- Two-circuit control available
- Optional IP64 door with polycarbonate lens and tamper-resistant screws
- Easy maintenance from below the ceiling



Optimal visual comfort with Ubik Seal Troffer

Size



2'x2'

Color rendering options

80+
90+

Distribution options

60/40
40/60

Color temperatures



2700K



3000K



3500K



4000K

bios



Bios



Sola



Duo



Full
Spectrum

Control options

0-10V
Independent Control
Low Voltage Control
DALI
Lutron

Finish options



White Antimicrobial
Silverwerx



Matte White




Matte Black



Custom Finish

Construction



1 Side lenses use Tri-Flect technology with its low-glare dual optical chamber.

2 Center lens is a parabolic louver in Matte White or Matte Silver. An additional gasketed clear polycarbonate lens is mounted on top of louvers for extra protection.

3 Optional door available with a polycarbonate lens and tamper-resistant screws meeting IP64.

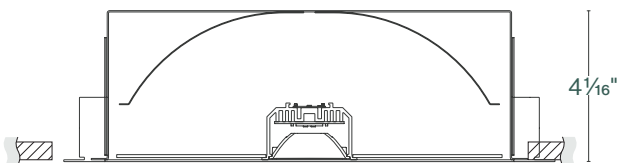
4 20 gauge rugged cold rolled steel body painted with Silverwerx antimicrobial paint. Frame is gasketed and side lenses can be gasketed as an option to meet IP54.

Performance

Tri-Flect Optic (TFO) is the technology used in the Ubik Troffer for creating visual comfort with its low-glare dual optical chamber performance. From Ubik Troffer's center channel, parabolic louvers deliver a soft conical distribution to side lenses that then provide an indirect, reflected, and soft diffused distribution. The luminaires offer 60/40 and 40/60 light distribution options.

- Up to 4500 lm
- Up to 117 lm/W efficacy
- Low glare: UGR<19
- L80>100,000 hrs

Profile



IK10

Voilà Seal

Voilà Seal is a new class of downlights, featuring precision optics, outstanding quality of light, and robust, user-friendly construction for Healthcare spaces.



Tamper resistant option



—
Gasketed and sealed trim meeting IP54

—
8 beam angles

—
Easy-to-clean unit with antimicrobial finish

—
Multiple control options



Aperture

Round 4"

Color rendering options

80+, 90+ and 97+

Color temperatures



2700K



3000K



3500K



4000K

bios



Bios



Sola



Duo



Full
Spectrum


Option

Tamper-resistant option
Polycarbonate lens

Control options

0-10V
eldoLED
ELV
TRIAC
DALI
Lutron


Beam angles



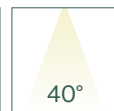
10°



20°




30°




40°




50°



60°



75°



90°

Finish options



White Antimicrobial
Silverwerx



Matte White

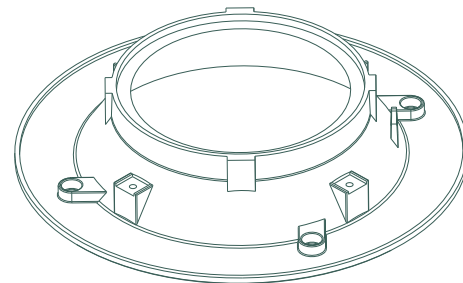
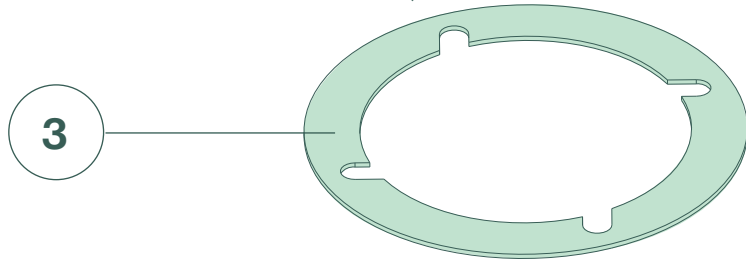
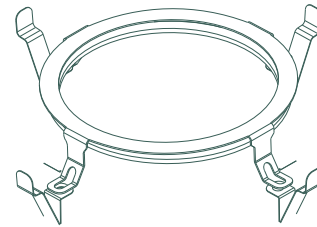
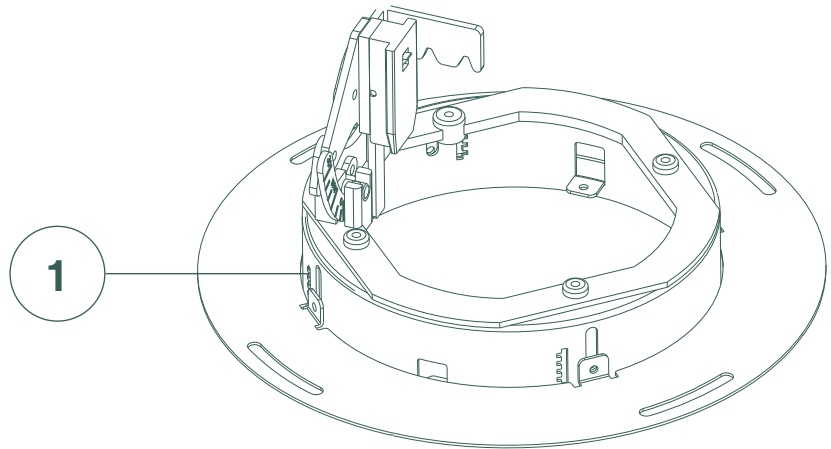


Matte Black



Custom Finish

Construction

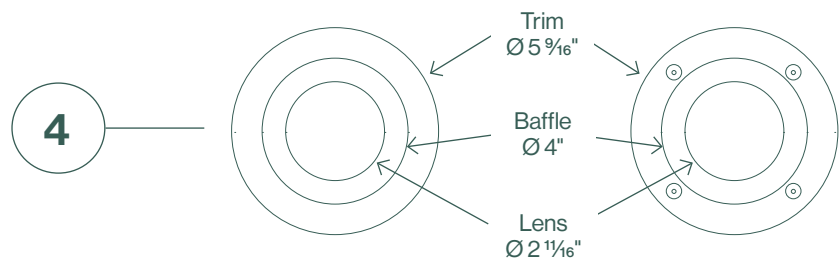


1 Internal adjustable collar

2 Solite lens & lens holder

3 Gasketed Trim meeting IP54 rating

4 Sealed Trim or sealed tamper-resistant screw option (Torx)



Performance

Offered in eight different distributions Voilà seal is a fixed downlight that can suit many healthcare applications. Voilà features Hy Flex™ optics, a unique quad-tiered optical system enabling ultimate beam control, multiple beam patterns, and complete field adjustability, all from one single luminaire.

—
Up to 2800 lm

—
Up to 107 lm/w

—
L90 at > 60,000 hrs

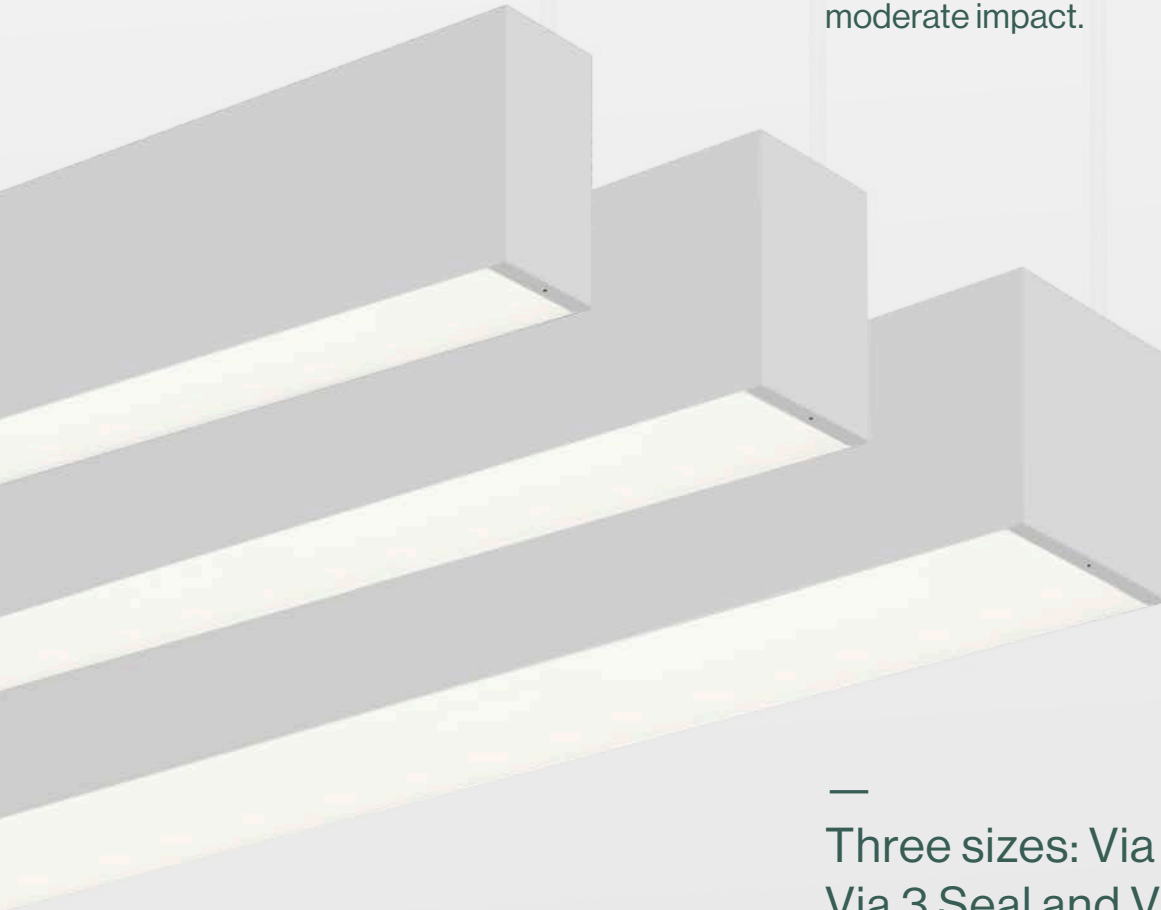
IP54



Via Seal

Wet Suitable (IP44)
Wet Listed (IP54)

Via Seal maintains the elegant architectural aesthetic and flexible control options of our classic Via luminaires, while offering added protection against the elements. With our Environmentally Protected Optics (EPDO, EPIO), Via Seal blocks dust and moisture, resists UV distortion, and withstands moderate impact.



- Three sizes: Via 2 Seal,
Via 3 Seal and Via 4 Seal
- Continuous line of light
- Five optics to choose from
- Lit corners and patterns available
- Wet Suitable (IP44) or Wet Listed
(IP54) options



Strong defense against the elements

Products

Via 2 Seal
Via 3 Seal
Via 4 Seal

Distribution



Direct Direct/
Indirect*

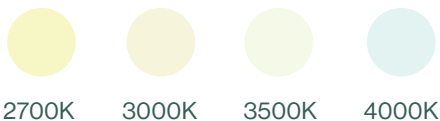
Indirect**

Mounting options



Pendant Wall Recessed Surface

Color temperatures



2700K 3000K 3500K 4000K

Control options

0-10V
DALI
Lutron
eldoLED

bios



SOLA








DUO



Full
Spectrum

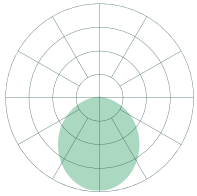
Finish options

-  Matte White
-  Aluminum
-  White Antimicrobial
Silverwerx
-  Matte Black
-  Custom Finish

* Offered with Via Seal Wet Suitable option only
** Via 3 Seal only

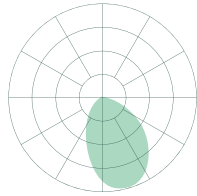
Optical Flexibility

Direct distributions





Environmentally Protected Direct Optic (EPDO)

The Environmentally Protected Direct Optic creates a seal that blocks debris and moisture, and withstands UV distortion and moderate impact. This extruded snap-in lens has a gasket to ensure proper sealing.

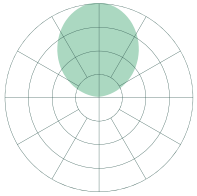


Asymmetric Soft Direct Optic (ASDO)

The Asymmetric Soft Direct Soft Optic, is designed to guide the light through the lens to create a nice asymmetric distribution. This extruded snap-in lens has a gasket to ensure proper sealing that blocks debris and moisture, and withstands UV distortion and moderate impact.

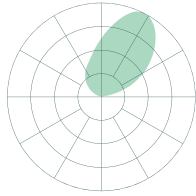


Indirect distributions



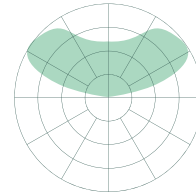
Environmentally Protected Indirect Optic (EPIO)

The Environmentally Protected Indirect Optic creates a seal that blocks debris and moisture, and withstands UV distortion and moderate impact. This extruded snap-in lens has a gasket to ensure proper sealing.






Asymmetric Soft Indirect Optic (ASIO)

The Asymmetric Soft Indirect Soft Optic, is designed to guide the light through the lens to create a nice asymmetric distribution. This extruded snap-in lens has a gasket to ensure proper sealing that blocks debris and moisture, and withstands UV distortion and moderate impact.



Widespread Indirect Optic (WIO2)

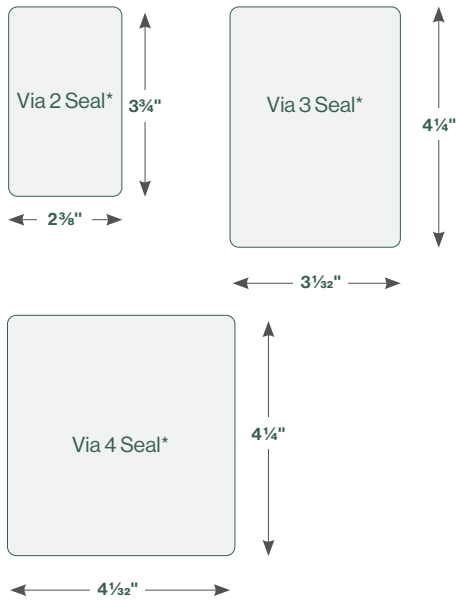
The Widespread Indirect Optic produces noticeably smoother ceiling brightness than a typical lambertian upright distribution, permitting generally wider spacing as well.



Construction

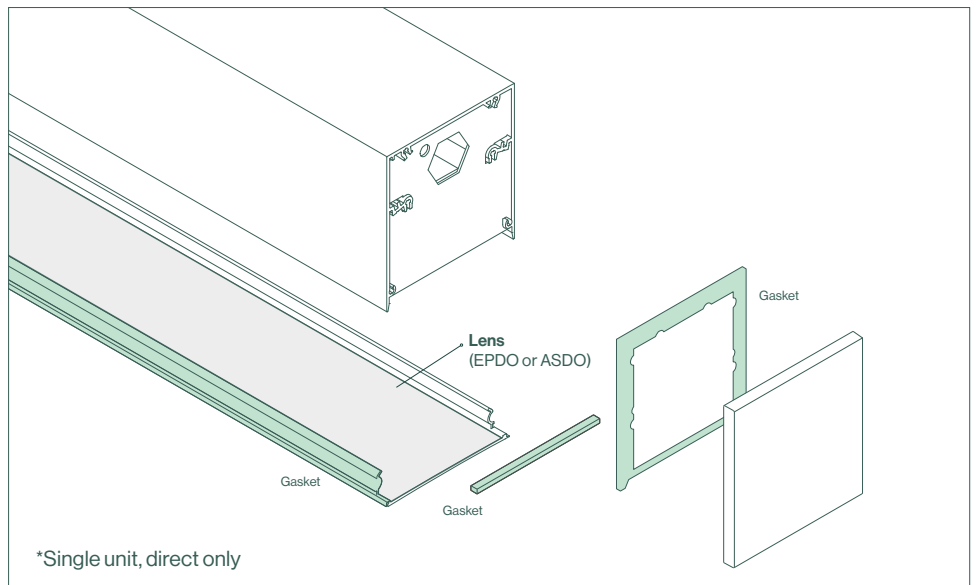
Via Seal is engineered to defend itself, armed with Environmentally Protected Optics (EPDO, EPIO) that block dust and water intrusion, come with a UV protective layer, and absorb moderate impact. The Via Seal driver is located strategically in the enclosure to protect the electrical components and wiring from contact with moisture, while the circuit boards are coated with an insulative layer that further safeguards against humidity, salt, chemicals, and temperature changes.

Dimensions



*Direct option

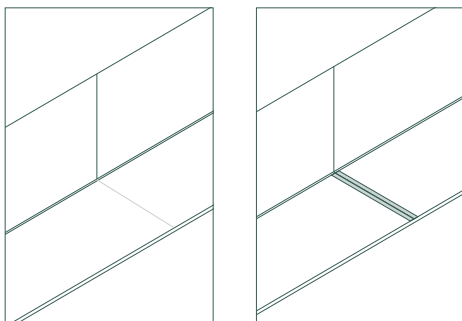
Gasketing & Coating



Luminaire and driver are gasketed to protect electrical components from water.

The circuit board is coated for added protection.


Joining system



Wet Suitable (IP44)
Continuous line of light

Wet Listed (IP54)
Minimal shadow at junction of joining system due to gasketing

Direct/Indirect End Cap design



Proprietary water expulsion design path within the end cap in the Via Seal Wet Suitable direct/indirect

Moisture expulsion through the **Weeping Hole**



Via Seal

Performance



Luminaire	Lumen Output	lm/W	IP rating
Via 2 Seal	750 lm/ft	99 lm/W	IP 44 & IP54
Via 3 Seal	1000 lm/ft	113 lm/W	IP 44 & IP54
Via 4 Seal	1000 lm/ft	113 lm/W	IP 44 & IP54



Jim Pattison Children's Hospital
Custom lighting solution using our Rize platform
for a retrofit renovation.




Ubik Seal



reddot winner 2021

Ubik Seal is a recessed linear with excellent UGR with three choices of louver color: Matte White, Matte Black, and Matte Silver. An additional gasketed clear polycarbonate lens is mounted on top of louvers for extra protection. Ubik Seal can be installed as a stand-alone luminaire or in a continuous run.



—
Fully sealed with IP54
rating

—
Up to 1200 lm/ft

—
Low glare with
a UGR of 6



IP54

Aperture Size

2 inch

Distribution



Direct

Mounting options



Recessed

Color temperatures



2700K



3000K



3500K



4000K

bios



Bios



SOLA



DUO



Full Spectrum

Control options

0-10V
DALI
Lutron
eldoLED

Finish options



Matte White



White Antimicrobial
Silverwerx



Aluminum




Matte Black



Custom Finish

Construction

IP54



1 Extruded aluminum housing offered in standard finishes, also antimicrobial Silverwerx or custom RAL.

2 Optical low glare louvers in your choice of Matte White, Matte Silver, and Matte Black.

3 A gasketed and sealed clear polycarbonate lens is mounted on top of the louvers to ensure protection from bacteria, water, and debris.



Performance

2" aperture low profile luminaire, packing a powerful punch of up to 1200 lumens per foot. With five standard lumen packages, Ubik also has the flexibility to illuminate many types of spaces.

—
Up to 1200 lm/ft

—
Up to 137 lm/W efficacy

—
L80>100,000 hrs

Parabolic Louvers



Matte Black



Matte Silver



Matte White

Via Wet

Via Wet is not only equipped with an additional lens layer in either polycarbonate or tempered glass, but it also has a double seal in the form of a two-tiered gasket to ensure that nothing can enter the luminaire. Its water-tight and dust-tight durable craftsmanship make it suitable for many harsh environments prone to excessive water and debris, meeting IP 54 criteria. The 4.5-inch profile is available with a nontarnishing and corrosion-resistant finish for extra protection. Via Wet can be used outdoors in parking lots and exterior trusses, as well as indoors, for example, in pools, food prep areas, and laboratories that undergo frequent wash downs.



— Fully sealed and protected (IP54)

— 2-layer gasket and double-lensed

— Indoor application that requires wash down



IK10



IP54

Via Splash

Via Splash offers the most solid defense among the Via Specialists. IP66-Rated, the luminaire is dust-tight and fully protected against powerful jets of water from any direction. Its reinforced lensing and unyielding impenetrable gaskets make the intrusion of any foreign particles virtually impossible. Via Splash has a 5-inch profile, which offers extra protection in exterior environments exposed to the elements and can be used in industrial contexts as well.



- IP66-Rated, double lensed design
- Direct/Indirect option
- Horizontal and vertical application



IK10





Combine Via 3 Seal Perimeter and Voilà Seal to create even illumination in corridors or as a wayfinding solution.

Via 3 Seal Perimeter

The Via 3 Seal Perimeter creates a compact and continuously illuminated opening at the wall/ceiling intersection. The luminaire installs in grid or drywall ceilings in a choice of three arrangements: level with the ceiling plane, with a shallow 1" regress above the ceiling, and with a deep 3 1/4" regress. Via 3 Seal Perimeter is gasketed and sealed polycarbonate clear lens.

—
Three mounting positions

—
Lit corners available

—
Wet Suitable (IP54)



IP54





Combine **Ubik Seal Perimeter** and **Ubik Seal** to create even illumination in corridors or as a wayfinding solution.

Ubik Seal Perimeter

Ubik Seal Perimeter offers subtle, low-glare illumination in leveled, shallow, and deep recessed arrangements with parabolic louvers. A gasketed clear polycarbonate lens is mounted on top of the louvers for extra protection. Ubik Seal Perimeter can brighten and broaden a space by illuminating perimeter walls. Use it in corridors, nurses' stations, offices, hospitality locations, and more.

—
Three mounting positions

—
Low-glare perimeter solution

—
Up to 1200 lm/ft




IP54



Pop Recessed

Our classic Pop Recessed luminaire is available with direct distribution for recessed mounting and in two shapes (round, square) and seven sizes. We also now offer two new Pop Recessed options: 1) sealed, gasketed and tamper-resistant screws for IP54 environments; and 2) equipped with a 0.125-inch polycarbonate lens and tamper-resistant screws meeting IK10 criteria. All Pop Recessed lighting can be coated with our easy-to-clean Silverwerx antimicrobial finish for healthcare applications.




—
Up to 14000 lm

—
7 sizes, 2 shapes round and square

—
Optional polycarbonate lens with with tamper-resistant screws meeting IK10 and IP54

—
Easy-to-clean unit and optional Silverwerx antimicrobial finish

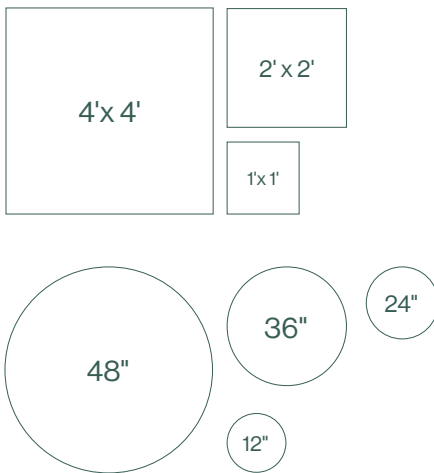
Tamper resistant option





IP54

Sizes



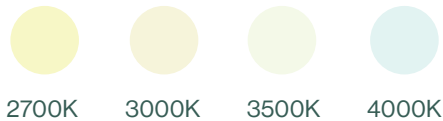
Color rendering options

80+
90+

Control options

0-10V
DALI
Lutron
eldoLED

Color temperatures



Options


Silverwerx finish



IK10




North Augusta Pediatrics



Inwalo

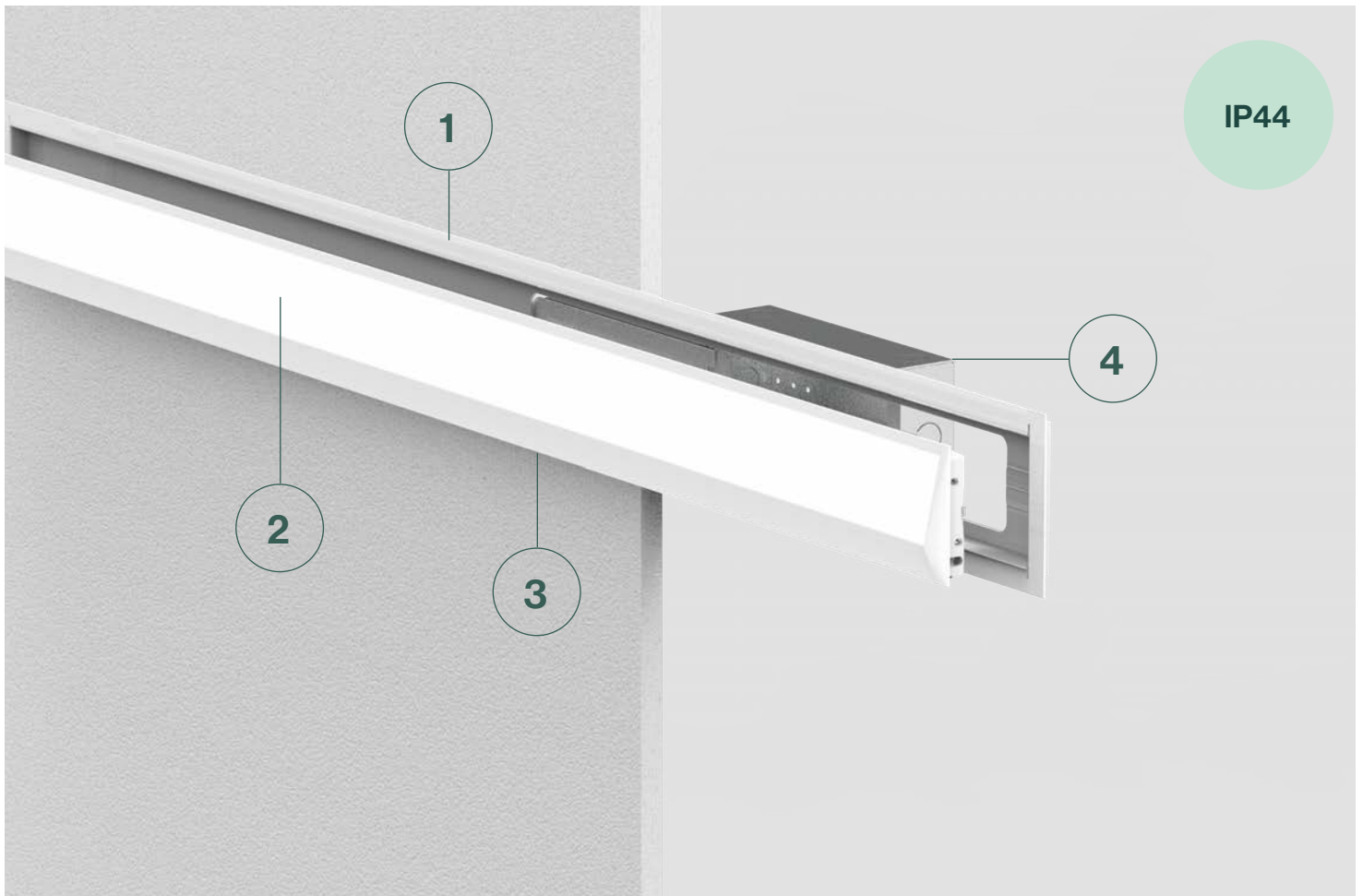
Inwalo offers practical illumination from a linear in-wall luminaire. The housing requires just 5/8" of mounting depth - the thickness of common drywall - so the luminaire mounts on top of the wall studs. Meanwhile, the driver compartment slides behind the luminaire for flexible installation between the wall studs. A removable LED and optical cartridge permits access to the driver without disturbing the drywall/housing connection. Inwalo can be installed either as a discrete luminaire or as a continuous linear run with direct/indirect distribution. We also now provide the option of sealing and gasketing Inwalo lenses for IP44 environments.



- Ultra-shallow housing (ada compliant)
- Up to 1000 lm/ft & 131 lm/W
- Asymmetric optics
- Cartridge-mounted light engine fully enclosed and easily removed

Construction

- 1 In-wall housing fits within 5/8" drywall and can form continuous runs and pattern.
- 2 The Asymmetric in-wall optic delivers comfortable beam 140° from horizontal.
- 3 Cartridge-mounted LED array and optic are fully enclosed and easily removed.
- 4 Driver installs flexibly between wall studs.






Walo




Walo is a linear luminaire that casts light to either side, reflecting off of the adjacent surface. The resulting parallel bands of brightness – whether up-and-down or side-to-side – define and delineate walls and pathways. Walo is compact, projecting just 2", from wall or ceiling. A 4½" fascia and sides return light to the mounting surface and minimize the direct brightness from the luminaire. Walo can be used individually or in patterns, installing vertically or horizontally on walls and on ceilings. Lighted joiner elements enable Walo to turn inside and outside corners. A full suite of on-board driver, battery pack and electrical options makes Walo a practical approach for lighting circulation areas.



—
Compact, projecting just 2" from wall


—
Patterns and lit corners available

—
Use it vertically or horizontally



Via Seal Wall

Via Seal wall mount offers low-glare subtle illumination, ideal for corridors, waiting rooms, stairwells, and more. You can choose direct or direct/indirect. Luminaire design is water and dust protected, and driver are gasketed to protect the electrical components.

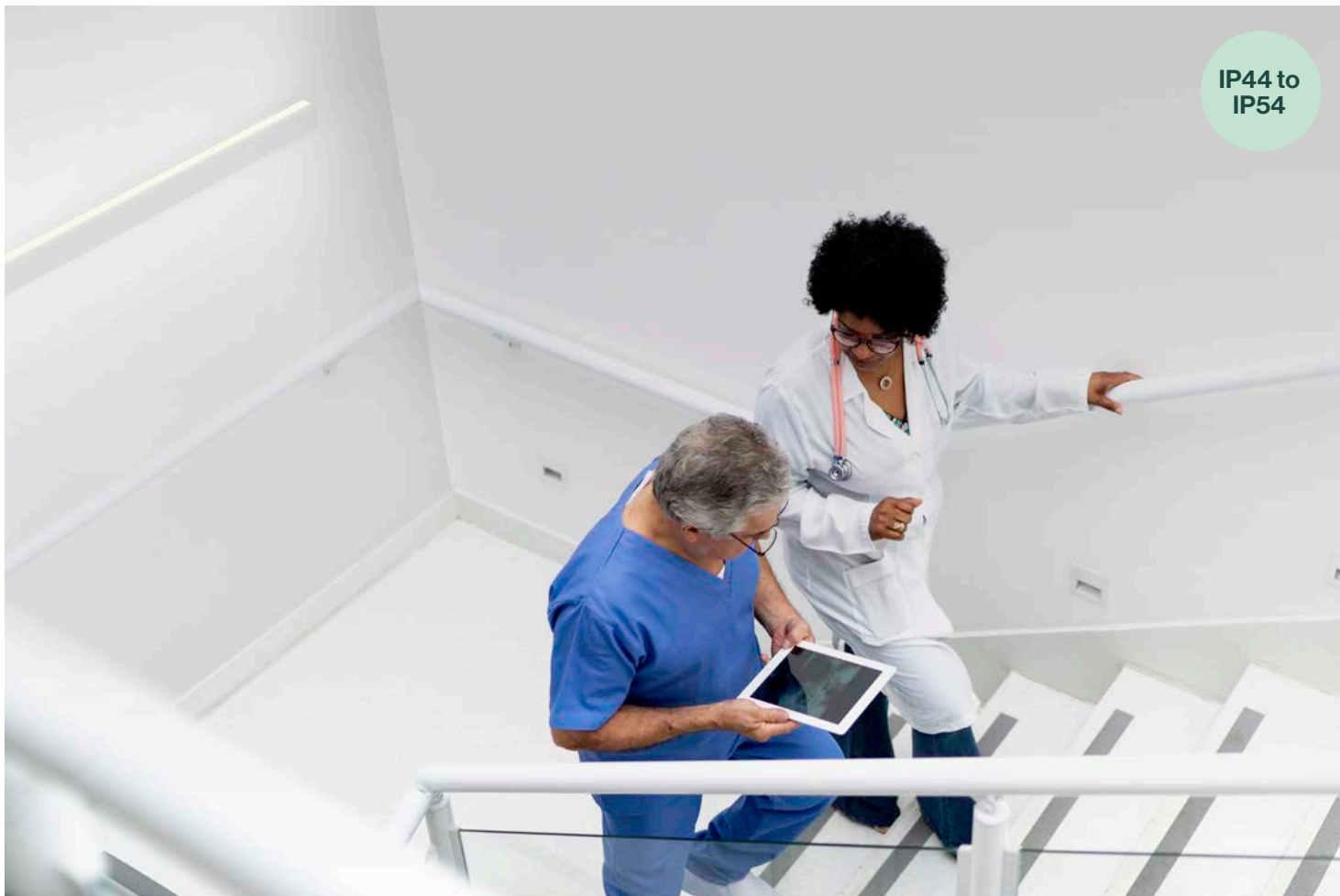


- Three sizes and maintains sleek and modern esthetic of our Via family in a fully sealed luminaire!
- Four optics to choose from
- Lit corners and patterns available
- Wet Suitable (IP44) or Wet Listed (IP54) options



*Via 2 Seal and Via 3 Seal only

IP44 to
IP54



Products

Via 2 Seal
Via 3 Seal
Via 4 Seal

Distribution



Direct Direct/
Indirect*

Indirect**

Optic options

Environmentally Protected Direct Optic
Asymmetric Soft Direct Optic
Environmentally Protected Indirect Optic
Asymmetric Soft Indirect Optic

Color temperatures



2700K



3000K



3500K



4000K

bios



Bios



SOLA



DUO



Full
Spectrum

Control options

0-10V
DALI
Lutron
eldoLED

Finish options



Matte White



White Antimicrobial
Silverwerx



Aluminum



Matte Black



Custom Finish

* Offered with Via Seal Wet Suitable option only

** Via 3 Seal only

L-Werx Cove

L-Werx cove is our latest cove lighting application luminaire, and it is offered in both Precision White™ or Color changing RGB. Precision White is a new innovation that allows you to select or adjust color temperature on site.

L-Werx cove is offered in 12", 18" or 48" sections and conveniently mounted on a pivoting hinge so that you can point the luminaire in a precise direction. Its modular nature makes it the perfect solution for a curved cove.



Lenses are clear or frosted, illumination is direct, and finishes can be matte black, matte white, or aluminum.


—
Available in 3 sizes (12in, 18in & 48in)

—
Up to 750 lm/ft


—
Precision White™ or RGB



COMING SOON



IP54



Select or adjust your color temperature **on site** with L-Werx Precision White™ technology



Applications

Patient Room	96
Patient Bathroom	99
Examination Room	100
Nurses' Station	103
Corridors	104
Common Spaces	106
Waiting Room	108

Patient Room

Our solutions

Multi-mode luminaire for patient bed applications

Medico plus

Rize

Cura

General lighting applications

Voilà Seal

Via Seal

Inwalo

Healthwerx provides numerous luminaire and control options to ensure that patients are comfortable and that staff members can do their jobs.

Rooms should be healthy healing environments where patients can get enough sleep to help them to recover in a timely manner. Visual comfort and glare-free lighting play a role in this regard, as does providing the natural 24-hour sequence of light that our bodies require to maintain healthy sleep patterns.

At the same time, medical staff need to perform a variety of tasks effectively under different kinds of lighting. With options from ambient to BIOS LED to task lighting and luminaires sealed tight for infection control, Healthwerx is able to support the exacting and complex requirements of patient care in hospitals, clinics, and other health facilities.



A **surgical recovery suite** employs a sequence of multifunction over the bed lighting throughout the space.

Cura is the ideal solution for wall mounted multi-functions patient room lighting.



Consider the following technologies

Visual
Comfort+



Shield-Control



Silverwerx



LVC
Control



Bios
LED

bios

Full Spectrum
LED





The **Via Seal** family and **Voilà Seal** downlight are the perfect solution for a patient bathroom, both featuring **IP54 ratings**.

Patient Bathroom






Healthwerx also addresses the specialized lighting requirements of patient bathrooms. Physical safety is paramount, and our high quality solutions address typical daily navigational challenges for both the patient and staff.

For the patient's emotional well-being, color is a crucial element, regardless of the patient's age demographic. Using Full Spectrum or Bios LEDs can do wonders for the patient's sense of improved recovery and play a role in achieving positive outcomes, especially in combination with sufficient, shadow-free illumination.

Our solutions

Voilà Seal	Via Seal
Via Seal Wall	Ubik Seal
Inwalo	

Consider the following technologies

Visual Comfort+		Shield-Control	
Silverwerx		Full Spectrum	
Bios LED			



Via Seal recessed and **Inwalo** luminaires will assist in moisture control and infection control management.

Examination Room

Healthwerx also provides many solutions for another type of patient-centered space: the examination area. Across the healthcare field, from private practices to dental office suites to outpatient clinics to hospital surgical recovery areas, examination areas, despite vast differences in programming, all require the vibrant illumination of the diagnostic process so that a patient can have the best opportunity for a positive health outcome.







Evaluating a health problem or condition can be complex, not to mention collaborative, and involve precision tasks, information gathering, and clinical reasoning. Having enough light is key, and using multifunctional luminaires that may even have just two modes, Exam and Ambient, for example, can make all the difference for personnel and patients.

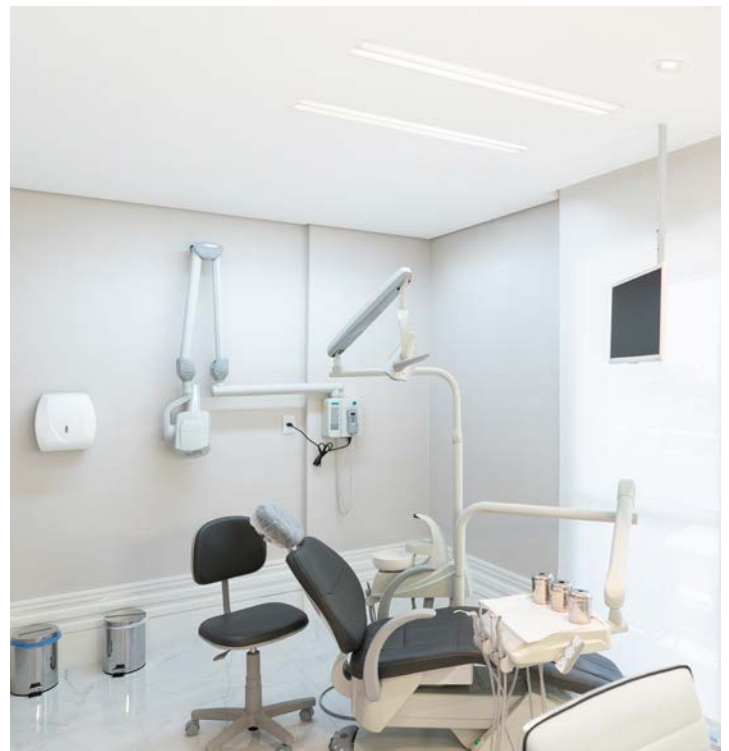
Maintaining excellent color in examination areas is also critical. Full Spectrum and Bios LED are good strategies for these spaces. Having a tunable element like Sola in Ambient mode can relax a patient before and after procedures.

Our solutions

Medico Plus	Medico
Rize	Cura
Voilà Seal	Ubik Seal Troffer
Via Seal	Ubik Seal
Inwalo	Via 3 Seal Perimeter


Consider the following technologies

Visual Comfort + 	Shield-Control 
Silverwerx 	Chromawerx 
Bios LED 	Full Spectrum LED 



Rize is used for examination in combination with specialized task lighting.

Medico Plus exam/ambient option is used for both examination and as general lighting in the space



Use **circadian lighting strategies** for staff performance optimization.



Voilà Seal and L-Werx Cove can be used in many layers of light from task to general illumination.

Consider the following technologies

Visual Comfort +



Shield-Control



Bios LED



Full Spectrum



Silverwerx



Chromawerx



Nurses' Station

Our solutions

Medico	Ubik Seal Troffer
Voilà Seal	Via Seal
Ubik Seal	Inwalo
L-Werx Cove	Via 3 Seal Perimeter

Healthwerx recognizes the nurses' station as the heart of a unit where long hours are spent working in various capacities. Here, lighting quality affects not only the satisfaction and retention of nurses, but also, by extension, the quality of patient care.

Because nurses can occupy both frontline and behind-the-scenes positions, we are able to provide lighting packages that are, at once, welcoming and bright, yet soothing and warm, with options that cater to all hours of the day. Using Bios LED or Full Spectrum can assist nursing staff in adapting to the demands of a 24-hour rotating schedule.

Ubik SealTroffer is a low-glare solution for general illumination over a nurses' station.



Corridors

Medico is a flexible solution for corridor lighting. Depending on your design preference you can choose from four different looks.







Hospital corridors are busy areas used by nurses, doctors, technicians, patients, and visitors alike. Clarity, comfort, and convenience, therefore, are key in wayfinding, preventing falls, and providing a setting that can be a respite from the enclosed spaces in the same building. One way to achieve this is to use patterns and runs of light to create visual interest with a variety of luminaires that are easy to maintain and sturdy enough to accommodate such high-traffic areas.

Glare control is essential, especially for patients who are being moved through the corridors on gurneys. Also, because corridors are lit 24/7, there is the danger of unwanted light trespass into patient rooms and spaces, in which case a Tunable White strategy for corridors can help at night with unobtrusive light as patients sleep, and, during the day, with visual cues to real time as they wake from slumber.

Our solutions

Medico	Inwalo
Voilà Seal	Walo
Via Seal	Ubik Seal
Via Seal wall	Ubik Seal Troffer
Via 3 Seal Perimeter	Ubik Seal Perimeter

Consider the following technologies

Visual Comfort + 	Shield-Control 
Silverwerx 	Chromawerx 



Combine Voilà Seal and Ubik Seal Perimeter for low-glare corridor application.

Common Spaces

As with corridors, the common areas—waiting rooms, lobbies, reception, check-in areas, cafeterias, snack bars, gift shops, florists, and more—require lighting that is clear, comfortable, and convenient with the added functionality of service and retail. Healthwerx offers a multiplicity of lighting solutions that help to create spaces that are soothing, visually comforting, and efficient with regard to the particularities and functions of each space in question.

Pop recessed add a decorative element for a family space or waiting areas.





Via Seal is a great solution for a healthcare cafeteria with its NSF certification.

Our solutions

Pop recessed	Ubik Seal Troffer
Voilà Seal	Inwalo
Via Seal	Ubik Seal
Medico	L-werx Cove
Via 3 Seal Perimeter	Ubik Seal Perimeter

Consider the following technologies

Visual Comfort +



Chromawerx




Waiting Room

Our solutions

Medico	Ubik Seal Troffer
Voilà Seal	Via Seal
Ubik Seal	Inwalo
Pop recessed	L-Werx Cove
Via 3 Seal Perimeter	Ubik Seal Perimeter

Within health facilities are multiple waiting areas. They can be ones in which you spend little time, and others in which hours can go by without notice. Understanding the waiting space is key in designing appropriate architectural lighting packages. For a private doctor's office, for example, the waiting doesn't have to be luxuriously comfortable since wait times are generally short there. On the other hand, spaces for families and friends awaiting the outcome of a skilled surgery on a loved one would elicit lighting equipped to ease the mind and soothe tensions. Using dim to warm is a good strategy—dimming the lights at night is an effective and gentle way to encourage rest.

For a waiting area with children, consider RGB+W to add visual interest or dynamism to the space with different tones of color to keep the little ones engaged with their environment by adding motion sensors as a playful feature.



Ubik Seal Troffer offers both esthetics and visual comfort to patients and families in a waiting room.

Via Seal provides a soft linear illumination effect resulting in a comfortable waiting area.



Consider the following technologies

Anti
-Glare



Chromawerx



Silverwerx







The Healthwerx Approach: Details

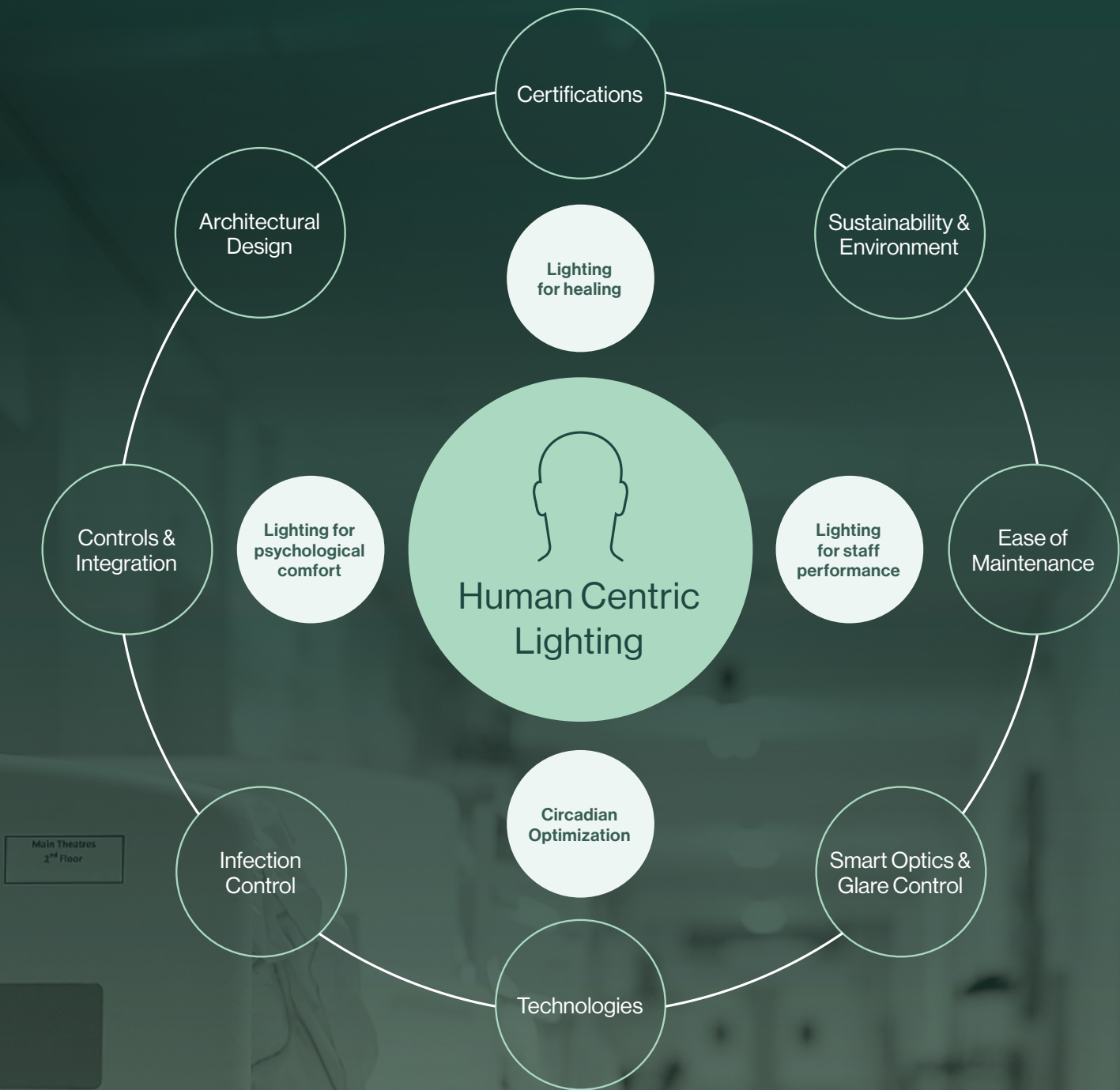
Architectural Design	115
Infection control	116
Certifications	117
Smart Optics and Glare Control	118
Controls and Integration	119
Ease of Maintenance	120
Sustainability & Environment	121

Lighting with a holistic approach to healthcare.

Our human centric and holistic strategy involves an in-depth analysis of lighting for healing, staff performance, and psychological comfort, as well a thorough understanding of circadian optimization.

To support this approach, we rely on the following eight pillars:

- Architectural Design
- Certifications
- Sustainability & Environment
- Ease of Maintenance
- Smart Optics & Glare Control
- Technologies
- Infection Control
- Controls & Integration




Main Theatres
2nd Floor



Architectural Design

Design strategies as they relate to human centric lighting were not the only focus of our attention when we created our Healthwerx suite. Traditionally, lighting design for health facilities has been determined largely by function rather than form. With Healthwerx, however, function and form come together for a refreshing contemporary esthetic across the entire portfolio.



Infection
Control



Infection control

Each Healthwerx luminaire can be gasketed and sealed, depending on your requirements. Many levels of gasketing are available, from IP44 to IP65, throughout the Healthwerx portfolio. Infection control is also achieved through Silverwerx, our antimicrobial powder coating that facilitates easy cleaning and infectious disease control by preventing the growth and spread of bacteria.

Shield-Control



Silverwerx





Smart
Lock



Certifications

Healthwerx was developed and certified at our in-house laboratory, which itself is certified and regulated by Intertek laboratories and meets all requirements of ISO/IEC 17025 for Standards and Calibration to meet cETLus certification to UL 1598 and CAN/CSA Standard C22.2 No. 250.0. All IP ratings and IK10 are sent out and certified by Intertek themselves. Our optic and luminaire performance is done in accordance with LM79, LM80 and TM21 criteria. All of our luminaires conform to LEED and WELL building requirements and can suit LBC upon request.



Smart Optics and Glare Control

Healthwerx luminaires are designed with the comfort of patients and staff in mind, and this, from vertical and horizontal perspectives. Meanwhile, the optics are designed to emit sufficient luminance without compromising comfort for visual tasks, and to allow facility users to move about safely within the building. All optics are tested for UGR, illuminance, a luminance values, and, most important, at the critical optimal viewing angle for staff, patient, and visitor comfort.

Visual Comfort +



Hy-Flex optic



Unity Pointed (UP)



Smart Optics &
Glare Control

Controls & Integration



Controls and Integration

Like all other Lumenwerx luminaires, Healthwerx is control agnostic and operable with many systems. Whether a client desires 0-10V, Lutron, EldoLED, PoE, Dali, or DMX, we can integrate the controls as specified by the lighting designer. For Patient Room luminaires, independent low voltage control pillow switch interfaces can be installed on an LED board to interface with the patient control system chosen by the health facility.

LVC



PoE



Ease of
maintenance



Ease of maintenance

All Healthwerx luminaires are designed to be easily serviced from below the ceiling. Drivers and LED boards are readily accessible to maintain, replace, or service in the rare case of a failure. All luminaires can be cleaned using a damp cloth. Alcohol is recommended to avoid streaking. Lens clips can be undone for doored luminaires, and a tamper-proof screw driver is required for tamper-proof doors.

Sustainability & Environment

Workplace Culture

Much like our strategy in designing the Healthwerx portfolio, we take a holistic approach when it comes to the environment, integrating green practices into our typical daily activities. We have several onsite recycling programs in place within the factory and office space for metals, paper, and electrical components. All our luminaire products are designed to contain a minimum of 60% recycled content. From metal parts to packaging, every element of craftsmanship is assessed for its environmental impact from pre-production to production to post-production.

Facilitating human-centered design

Red List / Living Building Challenge (LBC)

Lumenwerx products are crafted with environmental responsibility and can achieve either Red List Free or Red List Declared status for the Living Building Challenge (LBC). All parts are vetted, researched, and signed off on the chemical content by either us or our suppliers.

WELL Building Standard

Lumenwerx has strategically designed and innovated products that are capable of addressing the requirements established by the WELL Building Standard.



Lumenwerx: selected products


Designed with wellness in mind

Lumenwerx offers a growing suite of lighting products for numerous applications. See selection of architectural decorative luminaire that suit healthcare spaces.


- Corridors and waiting areas
- Administrative spaces and offices
- Physiotherapy and dental offices
- Cafeterias
- Classrooms and training spaces

For additional information please visit our website at www.lumenwerx.com

Shell family




Togo family,




Audia



Poly Family



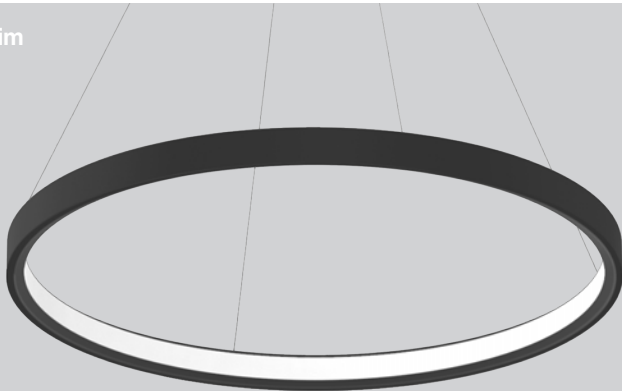
Cava



Voilà family



Rim



Pop family





3737 De la Côte Vertu Blvd,
Saint-Laurent (QC) H4R 2C9

lumenwerx.com
T 1 (866) 350-5251
F 514.931.4862

LUMENWERX