

Rotating Telehandlers

ROTO40.18

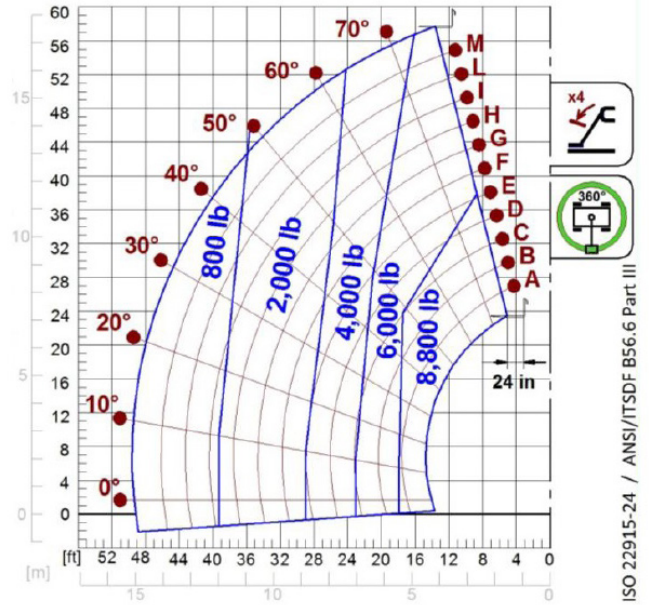
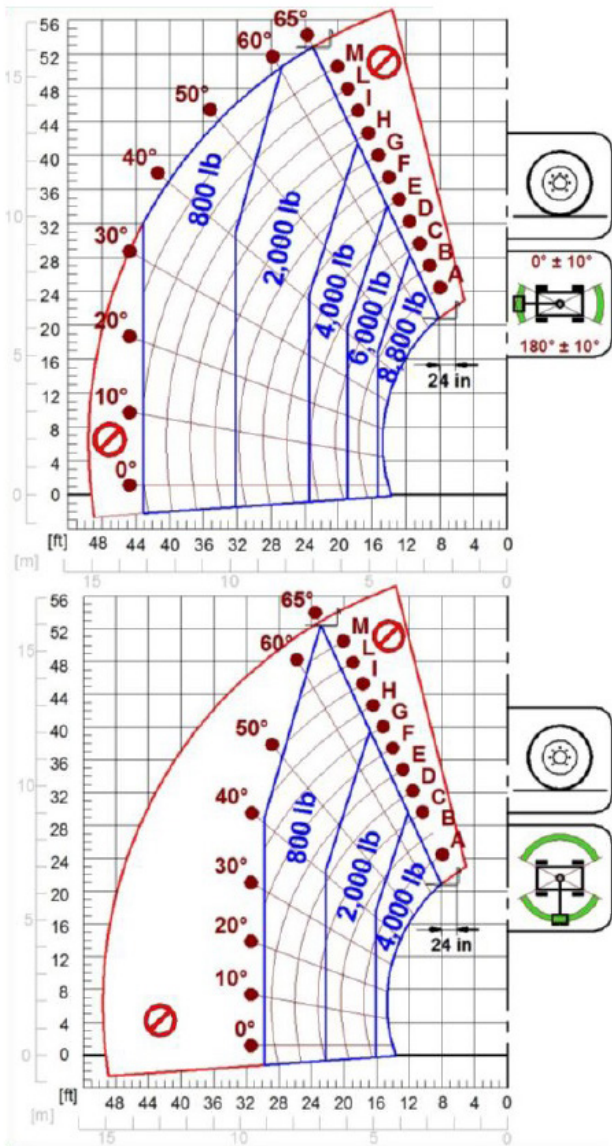




PERFORMANCE AND FEATURES	ROTO40.18EE4	ROTO40.18SEE4	
Performance			
Total unladen weight (lb)	29983	29983	
Maximum capacity (lb)	8800	8800	
Lifting height (ft)	58' 1"	58' 1"	
Maximum reach (ft)	49' 2"	49' 2"	
Maximum operating height (ft)	38' 0"	38' 0"	
Maximum operating reach (ft)	18' 0"	18' 0"	
Capacity at maximum height (lb)	6000	6000	
Capacity at maximum reach (lb)	800	800	
Lateral boom movement (inch)	-	± 12, ± 4	
Tilting correction (%)	-	-	
Boom sections	4	4	
PowerTrain			
Turbo motor	FPT F34	FPT F36	
Displacement/cylinders	3400/4	3600/4	
Engine Power (kW/HP)	55,4/75	90/122	
Anti-pollution technology	TIER 4 - DOC + DPF+ SCR	TIER 4 - DOC + DPF+ SCR	
Reversible fan	-	-	
Maximum speed (mph)	25	25	
Fuel tank (gal)	37	37	
AdBlue tank (gal)	-	4.8	
Hydrostatic transmission	● - 2V	● - 2V	
EPD	●	●	
Auto-revving joystick	●	●	
Axles - Reducers	Drop portal - RR700	Drop portal - RR700	
Machine brakes	Dry discs	Dry discs	
Automatic parking brake	●	●	
Hydraulic			
Hydraulic pump	LS + FS	LS + FS	
Flow rate/pressure (gal/min - psi)	27,3 - 3626	27,3 - 3626	
Hydraulic tank	42.8	42.8	
Hydraulic outlet at the top of the boom	●	●	
Rear hydraulic outlets	-	-	
Cab			
Cab configuration	Premium	Premium	
ASCS Adaptive Stability Control System	Full	Full	
FOPS LIV II cab	●	●	
ROPS cab	●	●	
Cab commands	Electronic joystick control	Electronic joystick control	
Tilting Cab	-	-	
Reverse shuttle	Dual reverse	Dual reverse	
Configuration			
Cab suspension	-	-	
Boom suspension	-	-	
Suspension on axles	-	●	
Work headlights on cab	○	○	
Sun blind	●	●	
Tac-lock	●	●	
Provision for a platform	●	●	
Two floating forks	●	●	
Inching-Control	-	-	
Four-wheel drive	●	●	
Four-wheel steering	●	●	
Three steering modes	●	●	
Standard tyres	400/70-20"	400/70-20"	
Optional tyres	405/70-R20	405/70-R20	
Stabilisers	On/Off	On/Off	
Turret rotation	415°	415°	
Type approval as an agricultural tractor	-	-	
Approval with PNEUMATIC braking	-	-	
Approval with HYDRAULIC braking	-	-	
PTO	-	-	
3-point linkage	-	-	

- Not Available
● Standard
○ Optional

Load charts



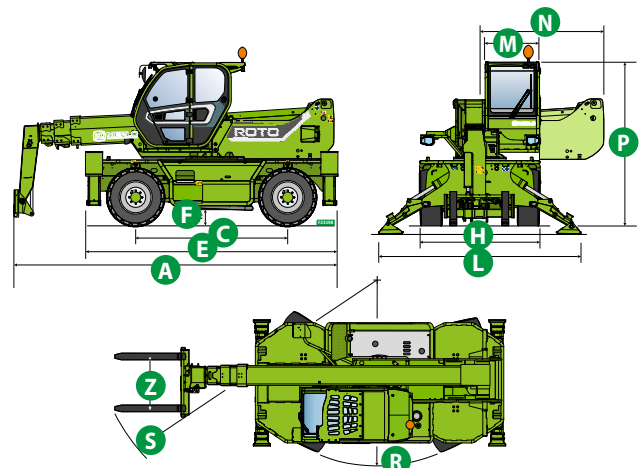
ISO 22915-24 / ANSI/ITSDF B56.6 Part III

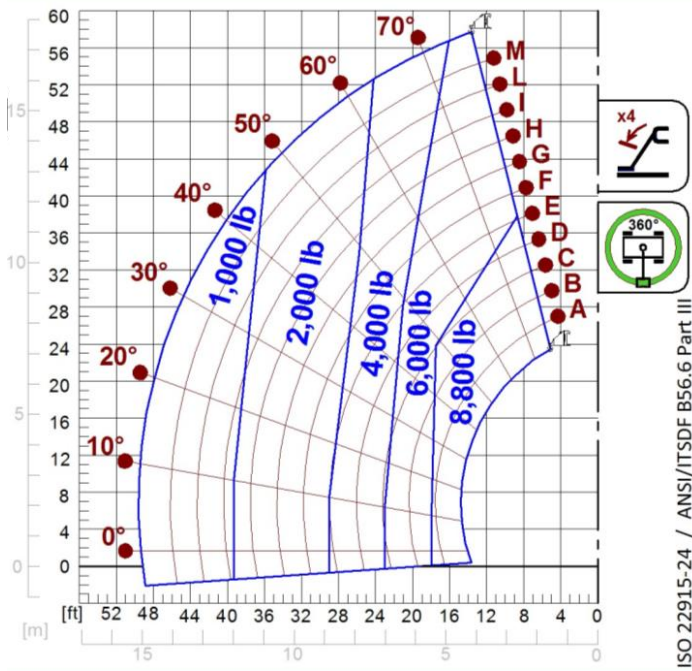
RO1040.18EE

Dimensions

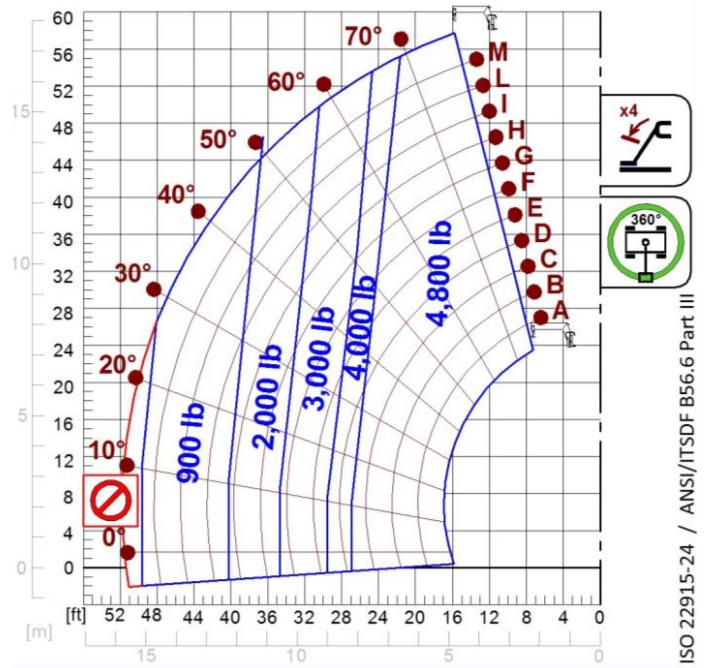


	ROTO 40.18EE4	ROTO 40.18SEE4	
A (inch)	237.4	237.4	
C (inch)	112.6	112.6	
E (inch)	187.0	187.0	
F (inch)	11.4	11.4	
H (inch)	88.2	88.2	
L (inch)	147.6	147.6	
M (inch)	39.8	39.8	
N (inch)	90.6	90.6	
P (inch)	117.3	117.3	
R (inch)	157.5	157.5	
S (inch)	226.4	226.4	
Z (inch)	33.5	33.5	

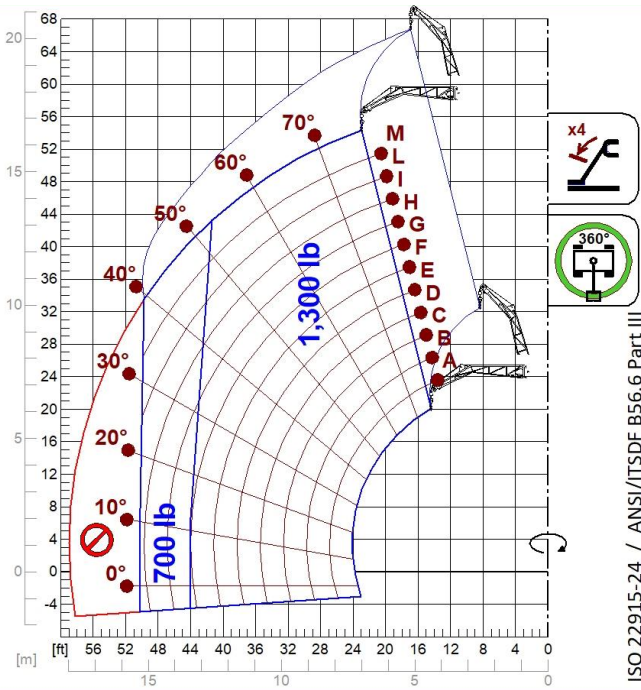




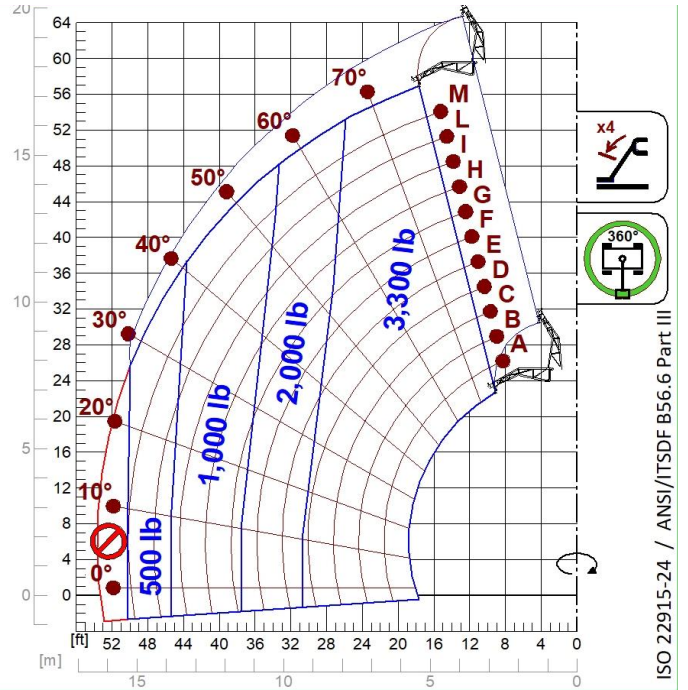
A1000



A1118B

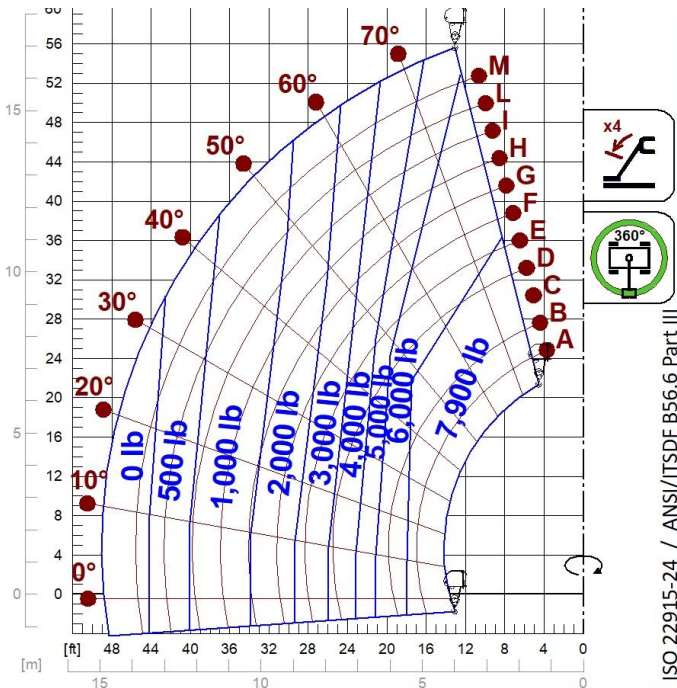


A1200B
A1300B

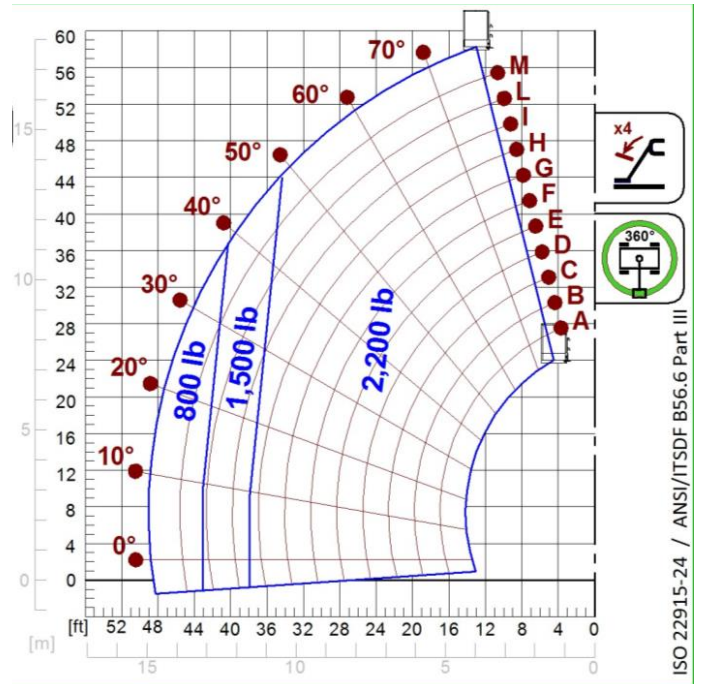


A1210B
A1310B

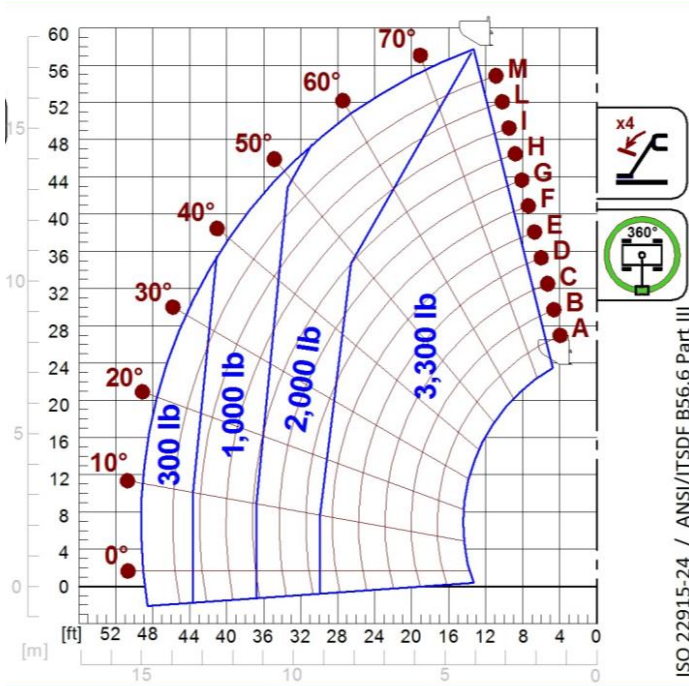
Load charts



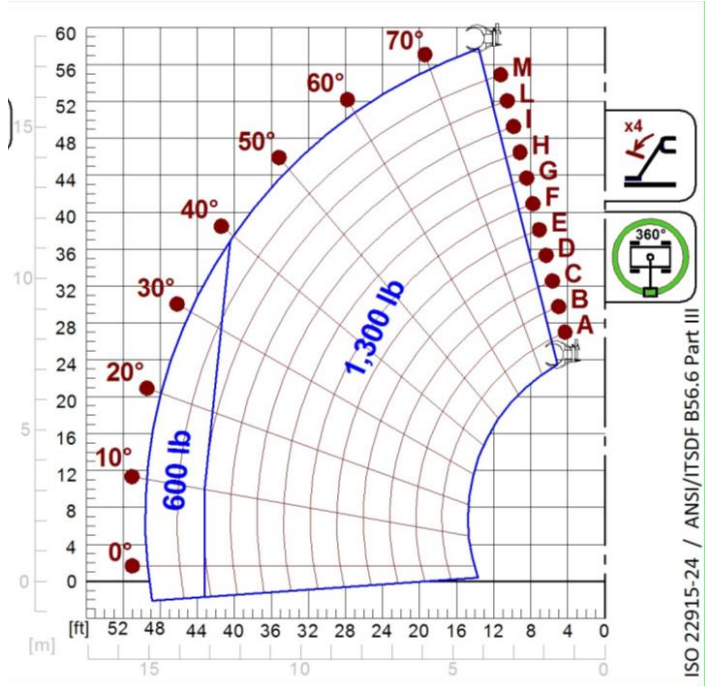
A2765
A2766



A1827




A1873



A1831

Your Merlo dealer



ROTO40.18EE4:

... - VIN: ... - SAV: ... - ...

ROTO40.18SEE4:

... - VIN: ... - SAV: ... - ...

MERLO S.P.A.

Via Nazionale, 9

12010 S. Defendente di Cervasca, (Cuneo) Italia

Tel. +39 0171 614111

Fax +39 0171 684101

info@merlo.com

www.merlo.com

