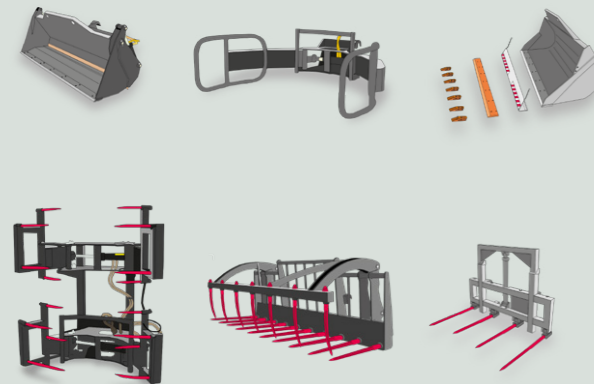


## GENUINE MERLO ATTACHMENTS FOR YOUR MACHINE

### TreEmme Attachments



Many more attachments available. Speak to your local Merlo dealer:

## MULTIFARMER



### KEY FEATURES

- ✓ Telescopic handler equipped with 3pt linkage, PTO and pickup hitch
- ✓ Load sensing, flow sharing hydraulics for ultimate control
- ✓ 3000kg CAT II or 7000kg CAT III three point linkage
- ✓ 540/1000rpm rear, direct driven PTO

### MIN TO MAX CAPACITY



## COMPACT




### KEY FEATURES

- ✓ Compact & manoeuvrable
- ✓ Widest Cab of its class
- ✓ Hydraulic gear pump
- ✓ 40km/h, hydrostatic transmission

### MIN TO MAX CAPACITY



## AGRICULTURE RANGE



TRACTOR TELEHANDLERS	MF34.7-140	MF34.7CS-140	MF34.7CS-140 CVTRONIC	MF34.9-140	MF34.9CS-140	MF34.9CS-140 CVTRONIC	MF44.7CS-170 CVTRONIC	MF44.9CS-170 CVTRONIC
Max. capacity (kg)	3400	3400	3400	3400	3400	3400	4400	4400
Lifting height (m)	6,85	6,85	6,85	8,86	8,86	8,86	6,8	8,9
Unladen weight (kg)	7900	8000	8000	8400	8500	8500	9080	9530
Standard tires	460/70-24	460/70-24	460/70-24	460/70-24	460/70-24	460/70-24	500/70-24	500/70-24
Width (mm)	2240	2240	2240	2240	2240	2240	2400	2400
Height (mm)	2485	2485	2485	2485	2485	2485	2590	2590
Length (mm)	5440	5440	5440	5440	5440	5440	5370	5570
Frame levelling (%)	+/- 8	+/- 8	+/- 8	+/- 8	+/- 8	+/- 8	+/- 8	+/- 8
Engine Stage V	Deutz TCD3.6 SCR+DPF+DOC	Deutz TCD3.6 SCR+DPF+DOC	Deutz TCD3.6 SCR+DPF+DOC	Deutz TCD3.6 SCR+DPF+DOC	Deutz TCD3.6 SCR+DPF+DOC	Deutz TCD3.6 SCR+DPF+DOC	FPT NEF45 SCR+DPF+DOC	FPT NEF45 SCR+DPF+DOC
Displacement/Cylinders (l)	3.6/4	3.6/4	3.6/4	3.6/4	3.6/4	3.6/4	4.5/4	4.5/4
Engine power (kW/HP)	100/136	100/136	100/136	100/136	100/136	100/136	125/170	125/170
EPD	✓	✓	✓	✓	✓	✓	✓	✓
Number of speeds	2	2	CVTronic	2	2	CVTronic	CVTronic	CVTronic
Max. speed (km/h)	40	40	40	40	40	40	40	40
Hydraulic pump	LS+FS	LS+FS	LS+FS	LS+FS	LS+FS	LS+FS	LS+FS	LS+FS
Flow/pressure (l/min-bar)	145 - 210	145 - 210	145 - 210	145 - 210	145 - 210	145 - 210	150 - 210	150 - 210
ASCS	Light	Light	Light	Light	Light	Light	Full	Full
ROPS-FOPS level II	✓	✓	✓	✓	✓	✓	✓	✓
Cab suspension	-	✓	✓	-	✓	✓	✓	✓
PTO (rpm)	540/1000	540/1000	540/1000	540/1000	540/1000	540/1000	540/1000	540/1000
3-point linkage	CAT II	CAT II	CAT II	CAT II	CAT II	CAT II	CAT III	CAT III

COMPACT TELEHANDLERS	TF27.6PLUS	TF27.6	TF30.7	TF30.7L	TF30.7CS	TF30.9-115	TF30.9-115L	TF33.7-115
Max. capacity (kg)	2700	2700	3000	3000	3000	3000	3000	3300
Lifting height (m)	5,9	5,9	6,7	6,7	6,7	8,6	8,6	6,6
Unladen weight (kg)	4850	4850	6450	6450	6900	7200	7200	6700
Standard tires	12-16.5	12/75-18 12PR	400/70-20	400/70-20	400/70-20	400/70-20	400/70-20	400/70-20
Width (mm)	1860	1860	2000	2000	2000	2100	2100	2100
Height (mm)	1960	2020	2120	2000	2210	2120	2020	2120 (2020 L)
Length (mm)	3910	3910	4510	4510	4510	4330	4330	4310
Boom side shift (mm)	-	-	-	-	-	-	-	-
Frame levelling (%)	-	-	-	-	-	-	-	-
Engine	Rehiko 2504 TCR	Rehiko 2504 TCR	Deutz TCD2.9HP	Deutz TCD2.9HP	Deutz TCD2.9HP	Deutz TCD3.6	Deutz TCD3.6	Deutz TCD3.6
Anti-pollution technology Stage V	DPF+DOC	DPF+DOC	SCR+DPF+DOC	SCR+DPF+DOC	SCR+DPF+DOC	SCR+DPF+DOC	SCR+DPF+DOC	SCR+DPF+DOC
Displacement/Cylinders (l)	2.5/4	2.5/4	2.9/4	2.9/4	2.9/4	3.6/4	3.6/4	3.6/4
Engine power (kW/HP)	55,4/75,1	55,4/75,1	75/101,5	75/101,5	75/101,5	85/115	85/115	85/115
EPD	-	✓	✓	✓	✓	✓	✓	✓
Number of speeds	1	1	2	2	2	2	2	2
Max. speed (km/h)	40	40	40	40	40	40	40	40
Hydraulic pump	G	G+FS	LS + FS	LS + FS	LS + FS	LS + FS	LS + FS	LS + FS
Flow/pressure (l/min-bar)	95 - 210	95 - 210	100 - 210	100 - 210	100 - 210	125 - 210	125 - 210	125 - 210
ASCS	-	Light	Light	Light	Light	Light	Light	Light
ROPS-FOPS level II	✓	✓	✓	✓	✓	✓	✓	✓
Cab suspension	-	-	-	-	✓	-	✓	-

FIND YOUR LOCAL MERLO DEALER



FIND YOUR LOCAL MERLO DEALER



**MERLO**

**MERLO**

## MEDIUM CAPACITY



### KEY FEATURES

- ✓ Powerful load sensing, flow sharing hydraulics for ultimate control
- ✓ 40km/h proven 2 speed hydrostatic transmission for smooth and efficient operation
- ✓ Cab suspension options available

### MIN TO MAX CAPACITY



## HIGH CAPACITY



### KEY FEATURES

- ✓ Range topping heavy lift telescopic handlers
- ✓ Merlo ASCS+ - digital live load chart
- ✓ Ergonomic design and unrivalled visibility
- ✓ Eco power drive with up to 18% fuel savings

### MIN TO MAX CAPACITY



\*Adaptive stability control system includes attachment recognition



## ELECTRIC



### KEY FEATURES

- ✓ 100% electric telehandler
- ✓ Compact and manoeuvrable
- ✓ Zero emissions, noise and fuel consumption
- ✓ 8 hour work cycle

### MIN TO MAX CAPACITY



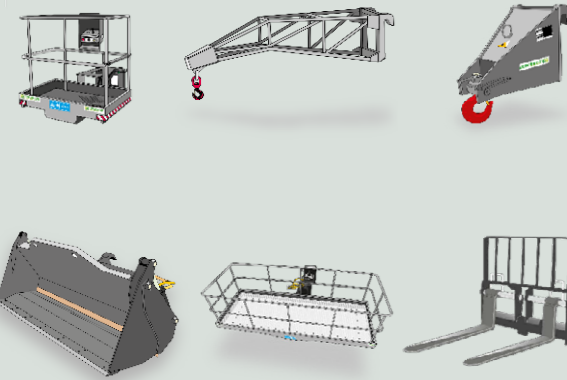
MEDIUM CAPACITY TELEHANDLERS	TF33.9-140	TF33.9CS-140	TF35.7-140	TF35.7CS-140	TF38.10-136	TF38.10CS-136	TF38.10CS-145 CVTRONIC	TF38.10TT-136	TF38.10TTCS-136	TF38.10TTCS-145 CVTRONIC	TF42.7-136	TF42.7CS-136	TF42.7CS-145 CVTRONIC	TF42.7TT-136	TF42.7TTCS-136	TF42.7TTCS-145 CVTRONIC
Max. capacity (kg)	3300	3300	3500	3500	3800	3800	3800	3800	3800	3800	4200	4200	4200	4200	4200	4200
Lifting height (m)	8,6	8,6	6,6	6,6	9,5	9,5	9,5	9,7	9,7	9,7	7	7	7	7,2	7,2	7,2
Unladen weight (kg)	7300	7450	6800	6950	8300	8500	8500	8800	8800	8800	7800	8000	8000	8000	8200	8200
Standard tires	400/70-24	400/70-24	400/70-24	400/70-24	400/70-24	400/70-24	400/70-24	400/70-24	400/70-24	400/70-24	400/70-24	400/70-24	400/70-24	400/70-24	400/70-24	400/70-24
Width (mm)	2250	2250	2250	2250	2310	2310	2310	2310	2310	2310	2310	2310	2310	2310	2310	2310
Height (mm)	2240	2300	2240	2300	2530	2530	2530	2530	2530	2530	2530	2530	2530	2530	2530	2530
Length (mm)	4330	4330	4310	4310	4760	4760	4760	4760	4760	4760	4730	4730	4730	4730	4730	4730
Boom side shift (mm)	-	-	-	-	-	-	-	+/- 180	+/- 180	+/- 180	-	-	-	+/- 150	+/- 150	+/- 150
Frame levelling (%)	-	-	-	-	-	-	-	+/- 8	+/- 8	+/- 8	-	-	-	+/- 8	+/- 8	+/- 8
Engine	Deutz TCD3.6	Deutz TCD3.6	Deutz TCD3.6	Deutz TCD3.6	Perkins 904J	Perkins 904J	Deutz TCD3.6	Perkins 904J	Perkins 904J	Deutz TCD3.6	Perkins 904J	Perkins 904J	Deutz TCD3.6	Perkins 904J	Perkins 904J	Deutz TCD3.6
Anti-pollution technology Stage V	SCR+DPF+DOC	SCR+DPF+DOC	SCR+DPF+DOC	SCR+DPF+DOC	SCR+DPF+DOC	SCR+DPF+DOC	SCR+DPF+DOC	SCR+DPF+DOC	SCR+DPF+DOC	SCR+DPF+DOC	SCR+DPF+DOC	SCR+DPF+DOC	SCR+DPF+DOC	SCR+DPF+DOC	SCR+DPF+DOC	SCR+DPF+DOC
Displacement/Cylinders (l)	3.6/4	3.6/4	3.6/4	3.6/4	3.6/4	3.6/4	3.6/4	3.6/4	3.6/4	3.6/4	3.6/4	3.6/4	3.6/4	3.6/4	3.6/4	3.6/4
Engine power (kW/HP)	100/136	100/136	100/136	100/136	100/136	100/136	105/143	100/136	100/136	100/136	100/136	100/136	105/143	100/136	100/136	105/143
EPD	✓	✓	✓	✓	✓	✓	✓	✓	✓	✓	✓	✓	✓	✓	✓	✓
Number of speeds	2	2	2	2	2	2	CVTronic	2	2	CVTronic	2	2	CVTronic	2	2	CVTronic
Max. speed (km/h)	40	40	40	40	40	40	40	40	40	40	40	40	40	40	40	40
Hydraulic pump	LS+FS	LS+FS	LS+FS	LS+FS	LS+FS	LS+FS	LS+FS	LS+FS	LS+FS	LS+FS	LS+FS	LS+FS	LS+FS	LS+FS	LS+FS	LS+FS
Flow/pressure (l/min-bar)	125-210	125-210	125-210	125-210	139-250	139-250	145-250	139-250	139-250	145-250	139-250	139-250	145-250	139-250	139-250	150-250
ASCS	Light	Light	Light	Light	Full	Full	Full	Full	Full	Full	Full	Full	Full	Full	Full	Full
ROPS-FOPS level II	✓	✓	✓	✓	✓	✓	✓	✓	✓	✓	✓	✓	✓	✓	✓	✓
Cab suspension	-	✓	-	✓	-	✓	✓	-	✓	✓	-	✓	✓	-	✓	✓

HIGH CAPACITY TELEHANDLERS	TF45.11T-170-HF	TF45.11TCS-170 CVTRONIC-HF	TF45.11TCS-170-HF	TF50.8T-170-HF	TF50.8TCS-170 CVTRONIC-HF	TF50.8TCS-170-HF	TF65.9TCS-170 CVTRONIC-HF	TF65.9TCS-170-HF
Max. capacity (kg)	4500	4500	4500	5000	5000	5000	6500	6500
Lifting height (m)	10,6	10,6	10,6	7,8	7,8	7,8	8,8	8,8
Unladen weight (kg)	10100	10350	10300	9750	10000	9900	11250	11200
Standard tires	500/70-24	500/70-24	500/70-24	500/70-24	500/70-24	500/70-24	500/70-24	500/70-24
Width (mm)	2400	2400	2400	2400	2400	2400	2400	2400
Height (mm)	2530	2590	2590	2530	2590	2590	2510	2510
Length (mm)	5040	5040	5040	4870	4870	4870	5260	5260
Boom side shift (mm)	-	-	-	-	-	-	-	-
Frame levelling (%)	+/- 8	+/- 8	+/- 8	+/- 8	+/- 8	+/- 8	+/- 8	+/- 8
Engine	FPT NEF45	FPT NEF45	FPT NEF45	FPT NEF45	FPT NEF45	FPT NEF45	FPT NEF45	FPT NEF45
Anti-pollution technology Stage V	SCR+DPF+DOC	SCR+DPF+DOC	SCR+DPF+DOC	SCR+DPF+DOC	SCR+DPF+DOC	SCR+DPF+DOC	SCR+DPF+DOC	SCR+DPF+DOC
Displacement/Cylinders (l)	4.5/4	4.5/4	4.5/4	4.5/4	4.5/4	4.5/4	4.5/4	4.5/4
Engine power (kW/HP)	125/170	125/170	125/170	125/170	125/170	125/170	125/170	125/170
EPD	✓	✓	✓	✓	✓	✓	✓	✓
Number of speeds	2	CVTronic	2	2	CVTronic	2	CVTronic	2
Max. speed (km/h)	40	40	40	40	40	40	40	40
Hydraulic pump	LS+FS+HF	LS+FS+HF	LS+FS+HF	LS+FS+HF	LS+FS+HF	LS+FS+HF	LS+FS+HF	LS+FS+HF
Flow/pressure (l/min-bar)	160-250	160-250	160-250	160-250	160-250	160-250	160-250	160-250
ASCS	Full	Full	Full	Full	Full	Full	Full	Full
ROPS-FOPS level II	✓	✓	✓	✓	✓	✓	✓	✓
Cab suspension	-	✓	✓	-	✓	✓	✓	✓

ELECTRIC TELEHANDLERS	EW25.5-90
Maximum load capacity (kg)	2500
Lift height (m)	4,8
Unladen weight (kg)	4950
Front standard tyres	AS 504 10,0/75-15,3 18PR
Rear standard tyres	AS 504 10,0/75-15,3 18PR
Width (mm)	1540
Height (mm)	1975
Length (mm)	3320
Turning radius to the frame (mm)	3250
Engine	3 x Electrical
Battery (type and V)	Lead-acid - 48V
Nominal capacity	960 Ah
Engine power (kW/HP)	66/90
Maximum speed (km/h)	25
Traction	4WD, 3 traction modes
Autonomy (hours)	8h
Recharge time (hours)	9h (220V)
Hydraulic pump	G+FS
Delivery/pressure (l/min-bar)	42 l/min (210 bar)
FOPS level I and ROPS	✓

**GENUINE MERLO ATTACHMENTS  
FOR YOUR MACHINE**

TreEmme Attachments



Many more attachments available.  
Speak to your local Merlo dealer:

**ELECTRIC**



**KEY FEATURES**

- ✓ 100% electric telehandler
- ✓ Compact and manoeuvrable
- ✓ Zero emissions, noise and fuel consumption
- ✓ 8 hour work cycle

**MIN TO MAX CAPACITY**



**COMPACT**



**KEY FEATURES**

- ✓ Compact & manoeuvrable
- ✓ Widest Cab of its class
- ✓ Hydraulic gear pump
- ✓ 40km/h, hydrostatic transmission

**MIN TO MAX CAPACITY**



**MEDIUM CAPACITY**



**KEY FEATURES**

- ✓ Powerful load sensing, flow sharing hydraulics for ultimate control
- ✓ 40km/h proven 2 speed hydrostatic transmission for smooth and efficient operation
- ✓ Cab suspension options available

**MIN TO MAX CAPACITY**



**DUMPER**



**KEY FEATURES**

- ✓ Dual view cab for bidirectional work
- ✓ 180° Hardox lined swivel body
- ✓ 3 mode 4-wheel steering
- ✓ 2 Speed EPD\* hydrostatic transmission
- ✓ 40 km/h max speed

\*Eco Power Drive - up to 18% fuel savings

**CONSTRUCTION RANGE**



ELECTRIC TELEHANDLERS	EW25.5-60	EW25.5-90
Maximum load capacity (kg)	2500	2500
Lift height (m)	4,8	4,8
Unladen weight (kg)	4950	4950
Front standard tyres	AS 504 10,0/75-15,3 18PR	AS 504 10,0/75-15,3 18PR
Rear standard tyres	AW702 10,0/75-15,3 18PR	AS 504 10,0/75-15,3 18PR
Width (mm)	1540	1540
Height (mm)	1975	1975
Length (mm)	3320	3320
Turning radius to the frame (mm)	2850	3250
Engine	2 x Electrical	3 x Electrical
Battery (type and V)	Lead-acid - 48 V	Lead-acid - 48 V
Nominal capacity	960 Ah	960 Ah
Engine power (kW/HP)	44/60	66/90
Maximum speed (km/h)	25	25
Traction	2WD, 3 traction modes	4WD, 3 traction modes
Autonomy (hours)	8h	8h
Recharge time (hours)	9h (220V)	9h (220V)
Hydraulic pump	G+FS	G+FS
Delivery/pressure (l/min-bar)	42 l/min (210 bar)	42 l/min (210 bar)
FOPS level I and ROPS	✓	✓

COMPACT TELEHANDLERS	P27.6PLUS	TF30.9-G	TF33.7-G
Max. capacity (kg)	2700	3000	3300
Lifting height (m)	5,9	8,6	6,6
Unladen weight (kg)	4850	7100	6400
Standard tires	12-16.5	405/70-24	405/70-24
Width (mm)	1860	2100	2100
Height (mm)	1960	2170	2170
Length (mm)	3910	4330	4310
Boom side shift (mm)	-	-	-
Frame levelling (%)	-	-	-
Engine	Kohler 2504TCR	Kohler KDI 2504TCR	Kohler KDI 2504TCR
Anti-pollution technology Stage V	DPF+DOC	DPF+DOC	DPF+DOC
Displacement/Cylinders (l)	2.5/4	2.5/4	2.5/4
Engine power (kW/HP)	55,4/75,1	55,4/75,1	55,4/75,1
EPD	-	✓	✓
Number of speeds	1	2	2
Max. speed (km/h)	40	40	40
Hydraulic pump	G	G	G
Flow/pressure (l/min-bar)	95 - 210	98 - 210	98 - 210
ASCS	-	-	-
ROPS-FOPS level II	✓	✓	✓
Cab suspension	-	-	-

MEDIUM CAPACITY TELEHANDLERS	TF38.10-116	TF42.7-116
Max. capacity (kg)	3800	4200
Lifting height (m)	9,5	7
Unladen weight (kg)	8300	7800
Standard tires	400/70-24	400/70-24
Width (mm)	2310	2310
Height (mm)	2530	2530
Length (mm)	4760	4730
Boom side shift (mm)	-	-
Frame levelling (%)	-	-
Engine	Perkins 904J	Perkins 904J
Anti-pollution technology Stage V	SCR+DPF+DOC	SCR+DPF+DOC
Displacement/Cylinders (l)	3.6/4	3.6/4
Engine power (kW/HP)	85,9/116,8	85,9/116,8
EPD	✓	✓
Number of speeds	2	2
Max. speed (km/h)	40	40
Hydraulic pump	LS+FS	LS+FS
Flow/pressure (l/min-bar)	151-250	151-250
ASCS	Light	Light
ROPS-FOPS level II	✓	✓
Cab suspension	-	-

DUMPER	DM9
Unladen weight (kg)	8100
Max. operating capacity (kg)	9000
Heaped volume ISO 6483	4,9 m³
Max. tipping angle	75 °
Skip rotation	± 90°
Fuel tank capacity (l)	200
Engine	Deutz TCD3.6
Engine power(kW/HP)	74,4/100
Maximum speed (km/h)	40
Standard tyres	18-19.5
Height (mm)	2880
Length (mm)	4920
Width (mm)	2335
Anti-pollution technology Stage V	SCR+DPF+DOC
Displacement/Cylinders (l)	3.6/4
EPD	✓
ROPS Cab	✓
Permanent four-wheel drive	✓
Number of gears	2

FIND YOUR LOCAL  
MERLO DEALER



FIND YOUR LOCAL  
MERLO DEALER



