

Rotating Telehandlers

ROTO50.35SPLUSEE4 CVT

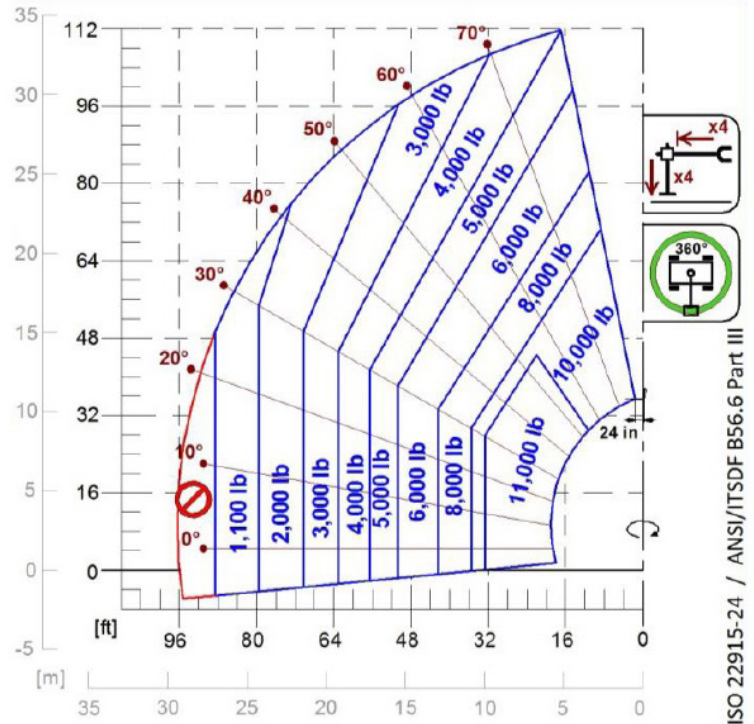
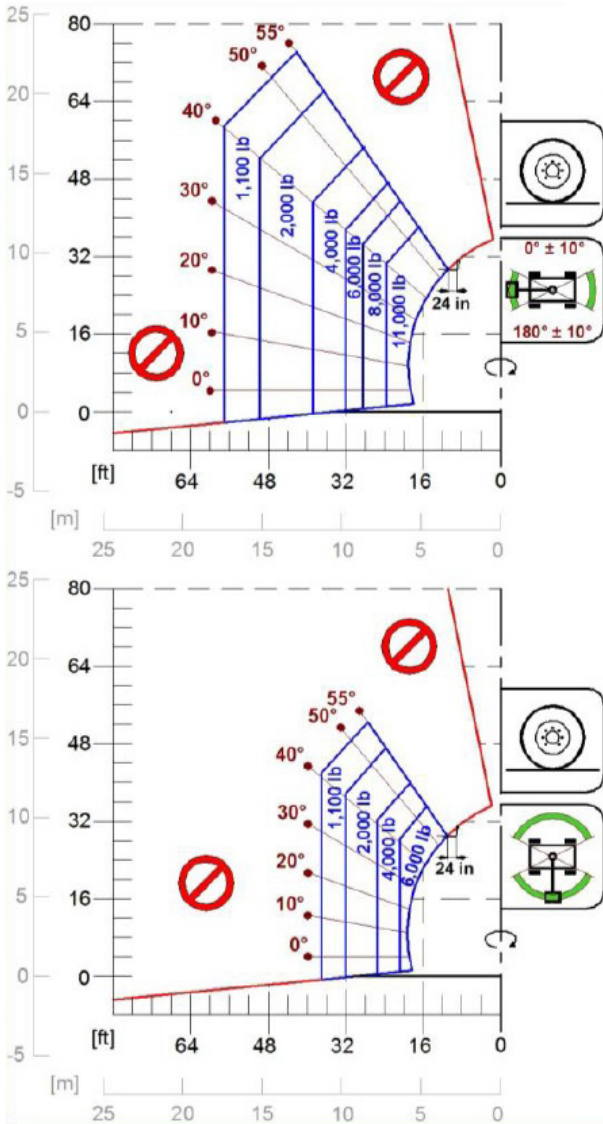




PERFORMANCE AND FEATURES	ROTO50.35SPLUSEE4 CVT		
Performance			
Total unladen weight (lb)	51478		
Maximum capacity (lb)	11000		
Lifting height (ft)	111' 6"		
Maximum reach (ft)	88' 6"		
Maximum operating height (ft)	44' 5"		
Maximum operating reach (ft)	33' 0"		
Capacity at maximum height (lb)	5000		
Capacity at maximum reach (lb)	1100		
Lateral boom movement (inch)	-		
Tilting correction (%)	± 12; ± 4		
Boom sections	5		
PowerTrain			
Turbo motor	FPT NEF45		
Displacement/cylinders	4500/4		
Engine Power (kW/HP)	125/170		
Anti-pollution technology	TIER 4 - SCR + DOC		
Reversible fan	-		
Maximum speed (mph)	25		
Fuel tank (gal)	39.6		
AdBlue tank (gal)	11.4		
Hydrostatic transmission	CVTronic		
EPD	●		
Auto-revving joystick	●		
Axles - Reducers	Axial, Epicyclic		
Machine brakes	Wet discs		
Automatic parking brake	●		
Hydraulic			
Hydraulic pump	2 - LS + FS		
Flow rate/pressure (gal/min - psi)	41,7+26,4 - 3771		
Hydraulic tank	58.1		
Hydraulic outlet at the top of the boom	●		
Rear hydraulic outlets	-		
Cab			
Cab configuration	Premium		
ASCS Adaptive Stability Control System	Full		
FOPS LIV II cab	●		
ROPS cab	●		
Cab commands	Electronic joystick control		
Tilting Cab	●		
Reverse shuttle	Dual Reverse		
Configuration			
Cab suspension	-		
Boom suspension	○		
Suspension on axles	●		
Work headlights on cab	●		
Sun blind	●		
Tac-lock	●		
Provision for a platform	●		
Two floating forks	●		
Inching-Control	-		
Four-wheel drive	●		
Four-wheel steering	●		
Three steering modes	●		
Standard tyres	445/80 R 25		
Optional tyres	-		
Stabilisers	Multiposition		
Turret rotation	continuous		
Type approval as an agricultural tractor	-		
Approval with PNEUMATIC braking	-		
Approval with HYDRAULIC braking	-		
PTO	-		
3-point linkage	-		

- Not Available
● Standard
○ Optional

Load charts



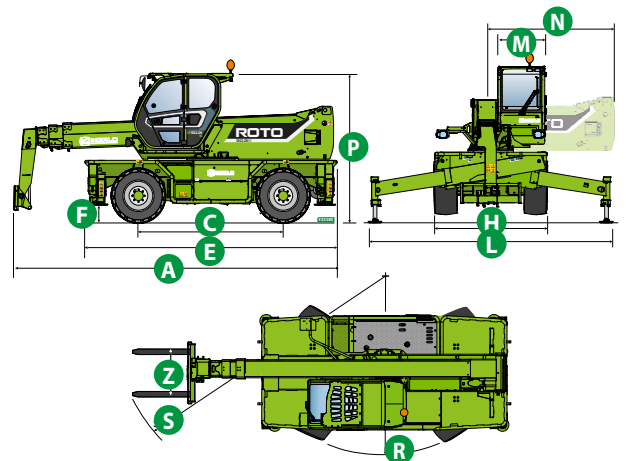
ISO 22915-24 / ANSI/ITSDF B56.6 Part III

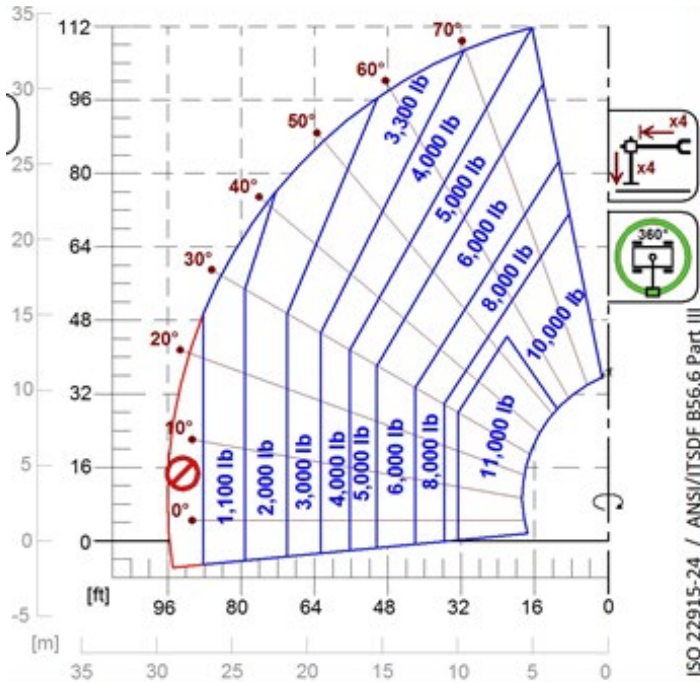
ROTO 50.35SPLUSEE4-CVT

Dimensions

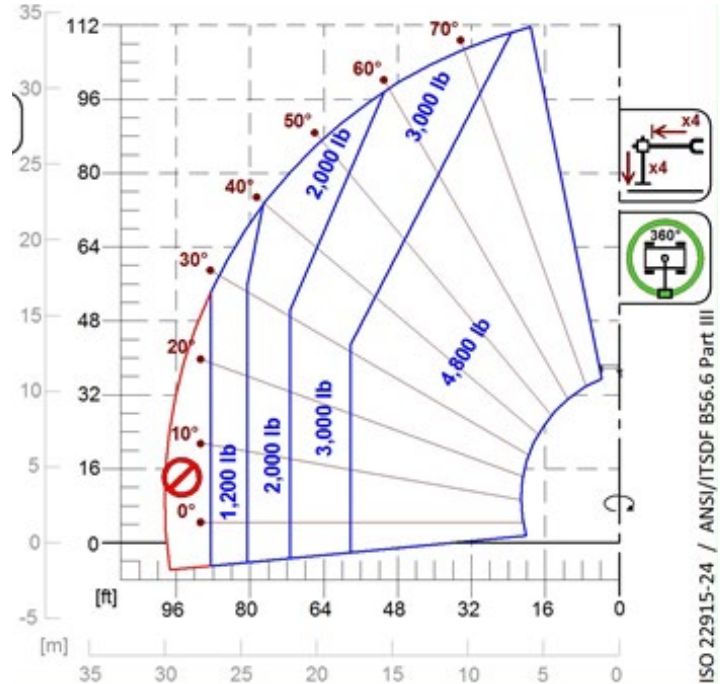


	ROTO 50.35		
A (inch)	338.2		
C (inch)	148.8		
E (inch)	272.0		
F (inch)	12.4		
H (inch)	100.0		
L (inch)	248.8		
M (inch)	39.8		
N (inch)	145.3		
P (inch)	130.9		
R (inch)	190.6		
S (inch)	280.7		
Z (inch)	33.5		

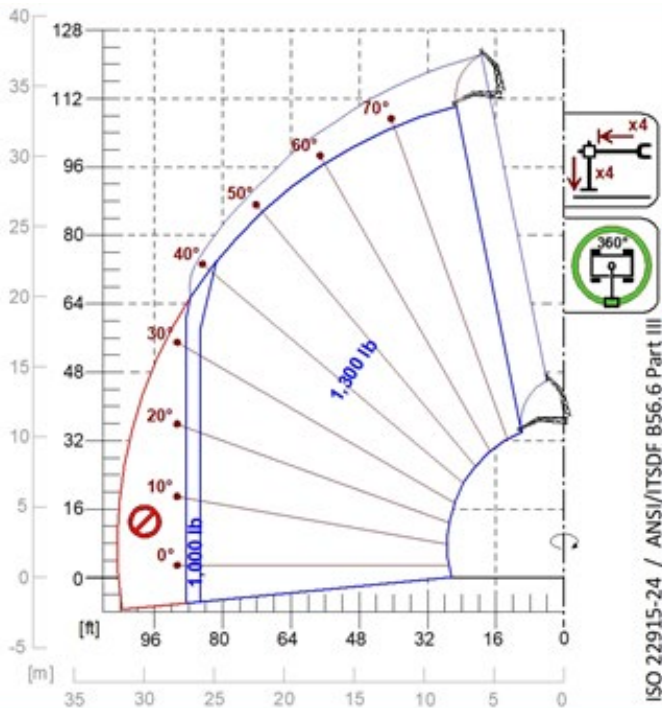




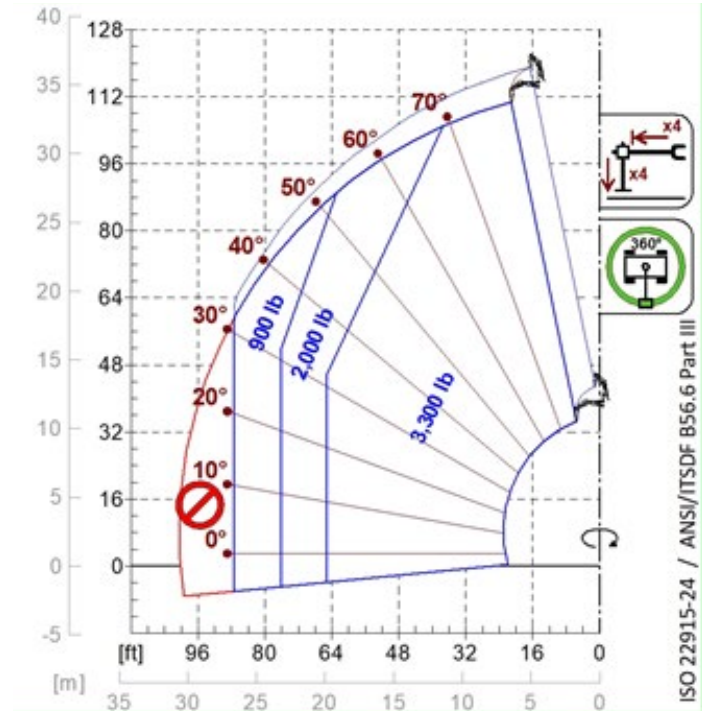
A1000



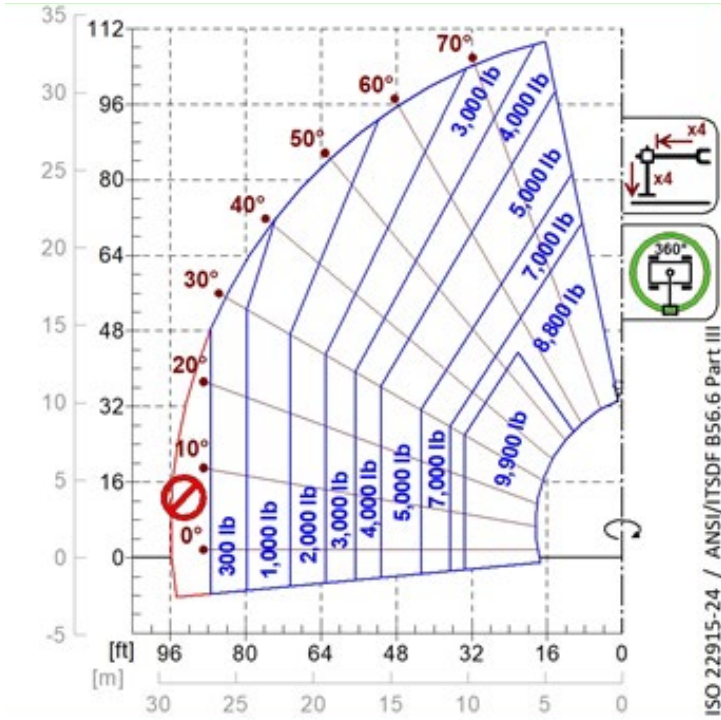
A1118B



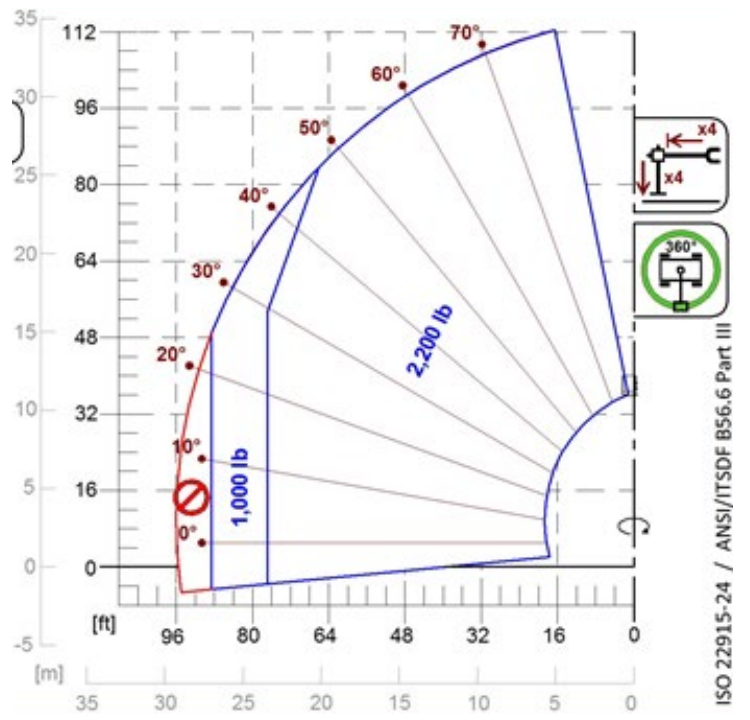
A1200B
A1300B



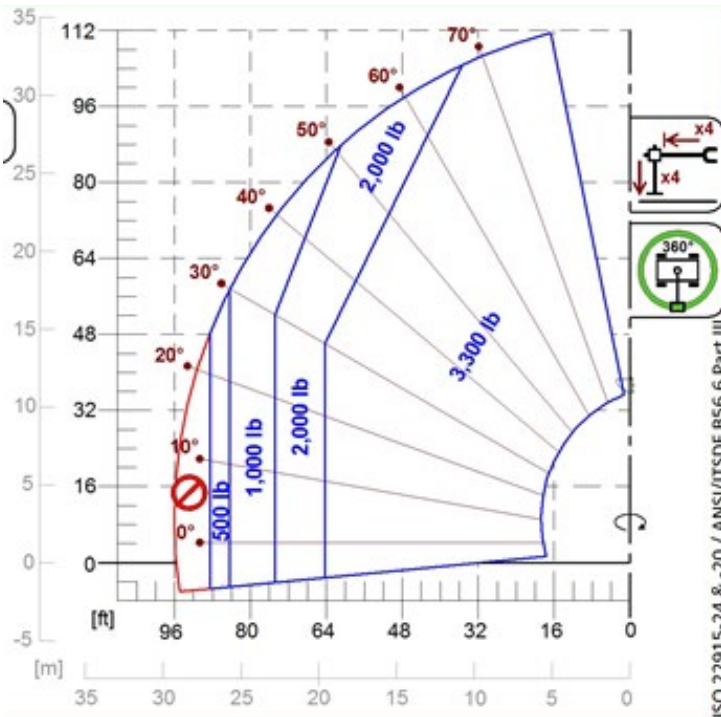
A1210B
A1310B



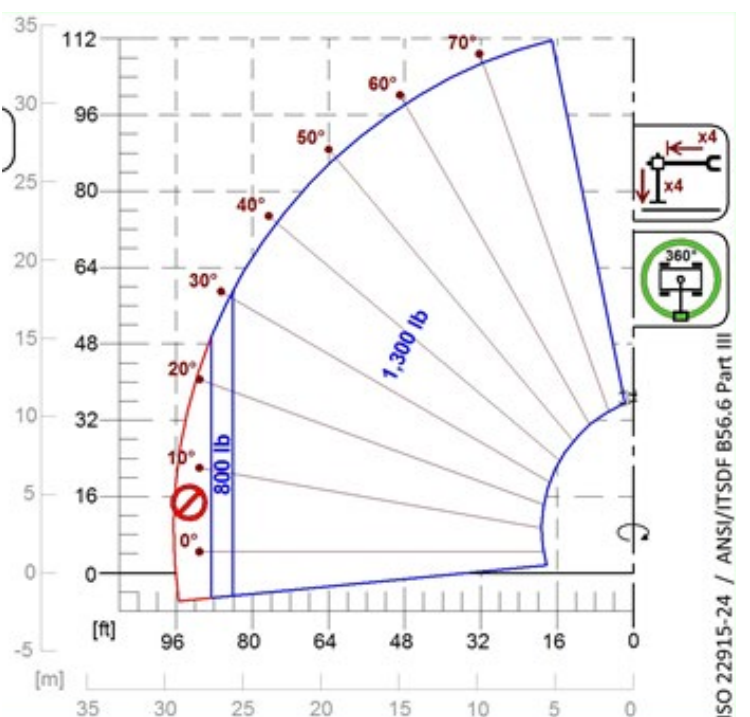
A2765
A2766



A1900




A0844



A2210

Your Merlo dealer



ROTO 50.35SPLUSEE4- CVT:

MA00852 - VIN: D0003912 - SAV: D0453E1 - 29/10/2020

MERLO S.P.A.

Via Nazionale, 9

12010 S. Defendente di Cervasca, (Cuneo) Italia

Tel. +39 0171 614111

Fax +39 0171 684101

info@merlo.com

www.merlo.com

