

Rotating Telehandlers

ROTO50.26



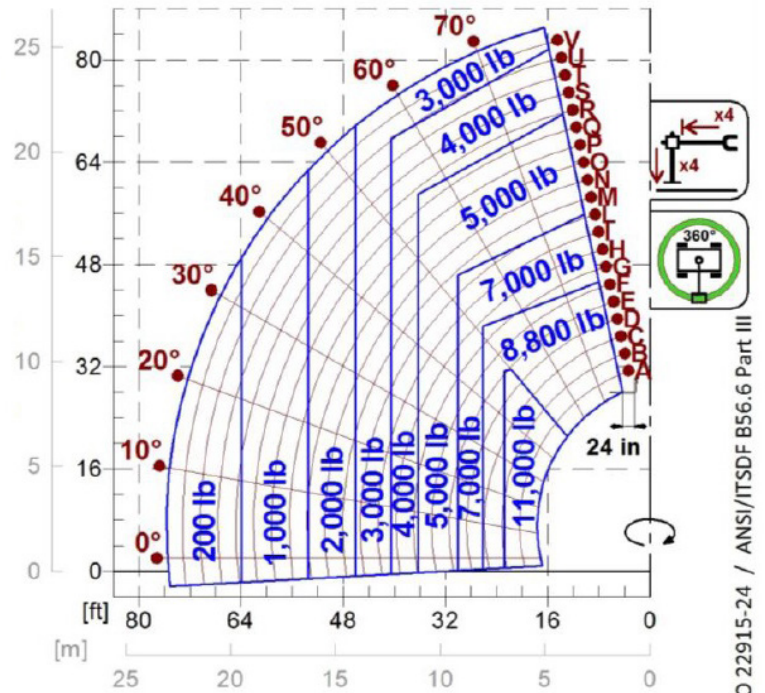
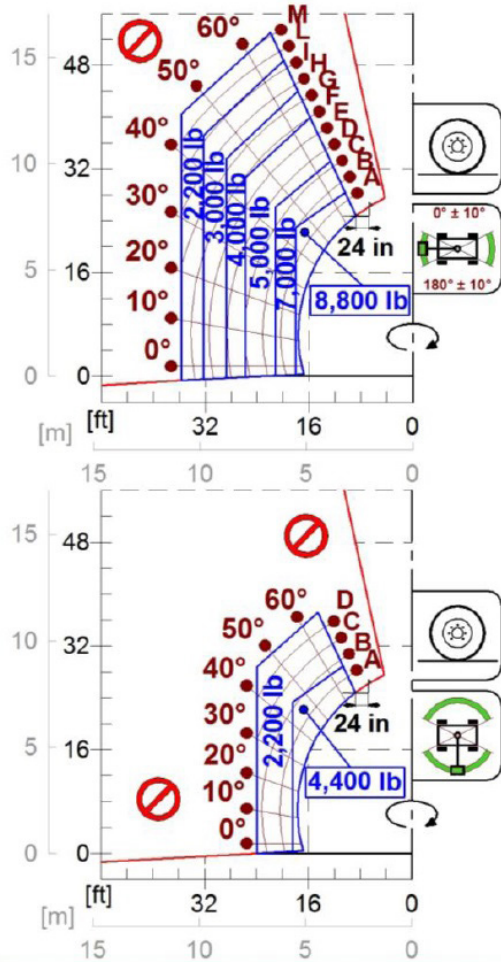
 **MERLO**



PERFORMANCE AND FEATURES	ROTO50.26	ROTO50.26SPLUSEE4	
Performance			
Total unladen weight (lb)	36597	38140	
Maximum capacity (lb)	11000	11000	
Lifting height (ft)	85' 0"	85' 0"	
Maximum reach (ft)	75' 1"	75' 1"	
Maximum operating height (ft)	32' 0"	32' 0"	
Maximum operating reach (ft)	23' 0"	23' 0"	
Capacity at maximum height (lb)	3000	3000	
Capacity at maximum reach (lb)	200	200	
Lateral boom movement (inch)	-	-	
Tilting correction (%)	-	± 12; ± 4	
Boom sections	5	5	
PowerTrain			
Turbo motor	DEUTZ TCD	FPT NEF45	
Displacement/cylinders	3600/4	4500/4	
Engine Power (kW/HP)	55,4/75	125/170	
Anti-pollution technology	STAGE V, DOC+DPF	TIER 4, SCR + DOC	
Reversible fan	-	-	
Maximum speed (mph)	15.5	25	
Fuel tank (gal)	39.6	39.6	
AdBlue tank (gal)	-	11.4	
Hydrostatic transmission	● - 2V	● - 2V	
EPD	●	●	
Auto-revving joystick	●	●	
Axles - Reducers	Drop portal - RR700	Drop portal - RR700	
Machine brakes	Dry discs	Dry discs	
Automatic parking brake	●	●	
Hydraulic			
Hydraulic pump	LS + FS	2 - LS + FS	
Flow rate/pressure (gal/min - psi)	27,3 - 3626	36,5 + 26,4 - 3626/3336	
Hydraulic tank	31.7	31.7	
Hydraulic outlet at the top of the boom	●	●	
Rear hydraulic outlets	-	-	
Cab			
Cab configuration	Premium	Premium	
ASCS Adaptive Stability Control System	Full	Full	
FOPS LIV II cab	●	●	
ROPS cab	●	●	
Cab commands	Electronic joystick control	Electronic joystick control	
Tilting Cab	-	●	
Reverse shuttle	Dual Reverse	Dual Reverse	
Configuration			
Cab suspension	-	-	
Boom suspension	-	-	
Suspension on axles	-	●	
Work headlights on cab	○	○	
Sun blind	●	●	
Tac-lock	●	●	
Provision for a platform	●	●	
Two floating forks	●	●	
Inching-Control	-	-	
Four-wheel drive	●	●	
Four-wheel steering	●	●	
Three steering modes	●	●	
Standard tyres	18-22.5	18-22.5	
Optional tyres	500/60-R22,5; 445/65-R22,5	500/60-R22,5; 445/65-R22,5	
Stabilisers	Multiposition	Multiposition	
Turret rotation	600°	continuous	
Type approval as an agricultural tractor	-	-	
Approval with PNEUMATIC braking	-	-	
Approval with HYDRAULIC braking	-	-	
PTO	-	-	
3-point linkage	-	-	

- Not Available
● Standard
○ Optional

Load charts



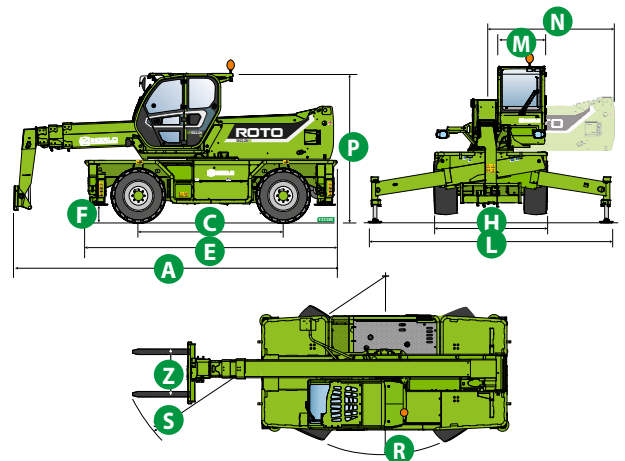
ISO 22915-24 / ANSI/ITSDF B56.6 Part III

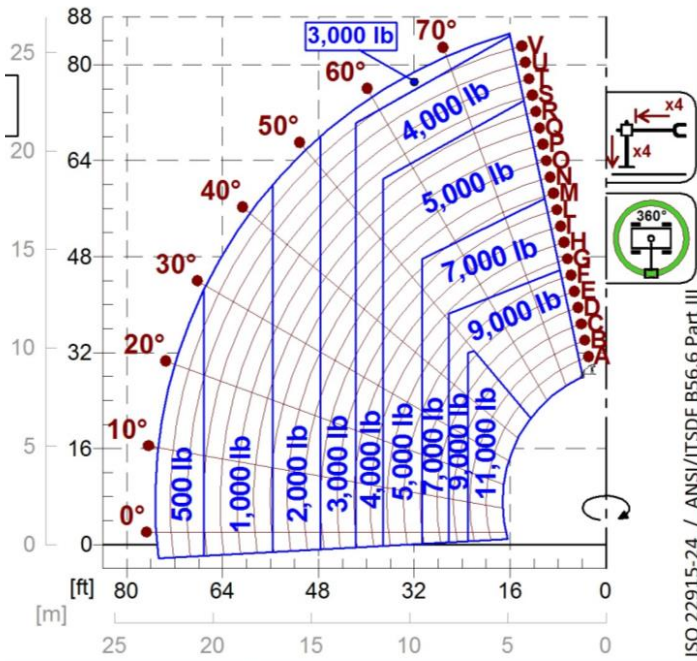
ROTO50.26

Dimensions

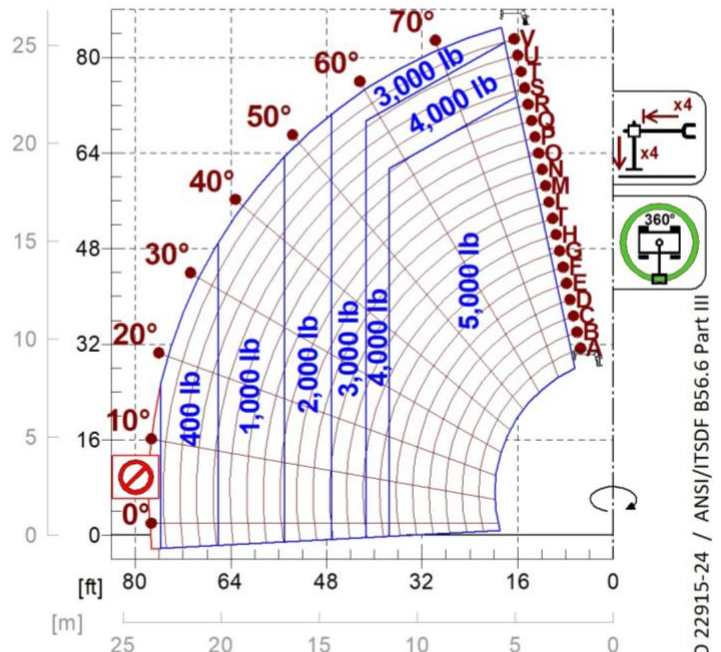


	ROTO 50.21	ROTO50.21 SPLUSEE4	
A (inch)	281.5	281.5	
C (inch)	120.9	120.9	
E (inch)	211.4	211.4	
F (inch)	14.6	14.6	
H (inch)	95.7	95.7	
L (inch)	197.2	197.2	
M (inch)	39.8	39.8	
N (inch)	102.4	102.4	
P (inch)	122.8	122.8	
R (inch)	151.6	151.6	
S (inch)	248.4	248.4	
Z (inch)	33.5	33.5	

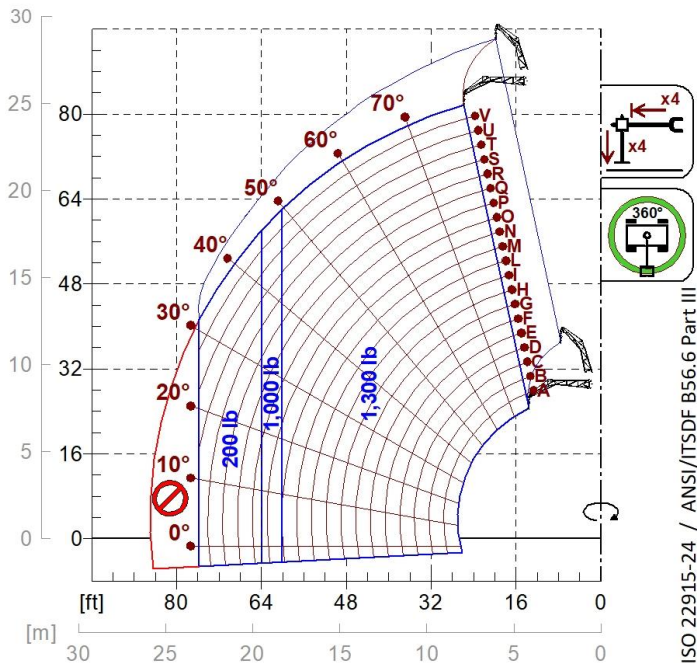




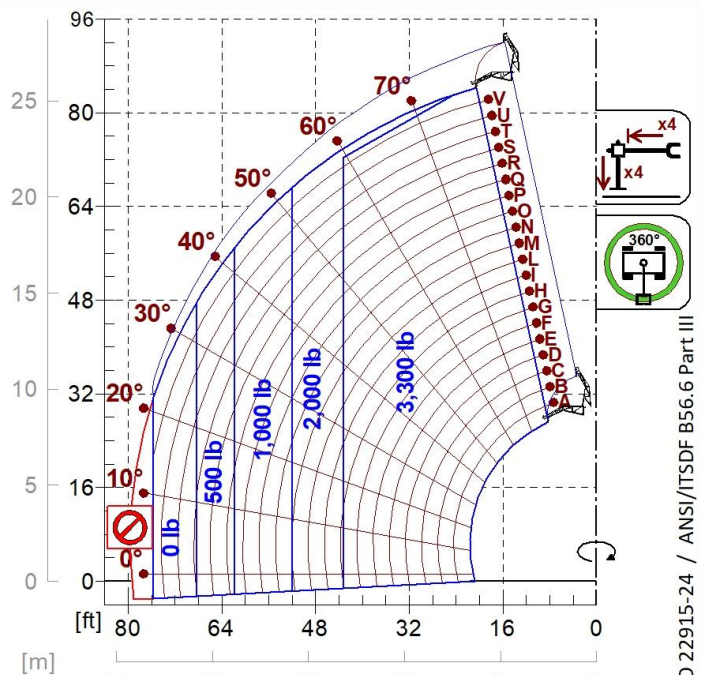
A1000



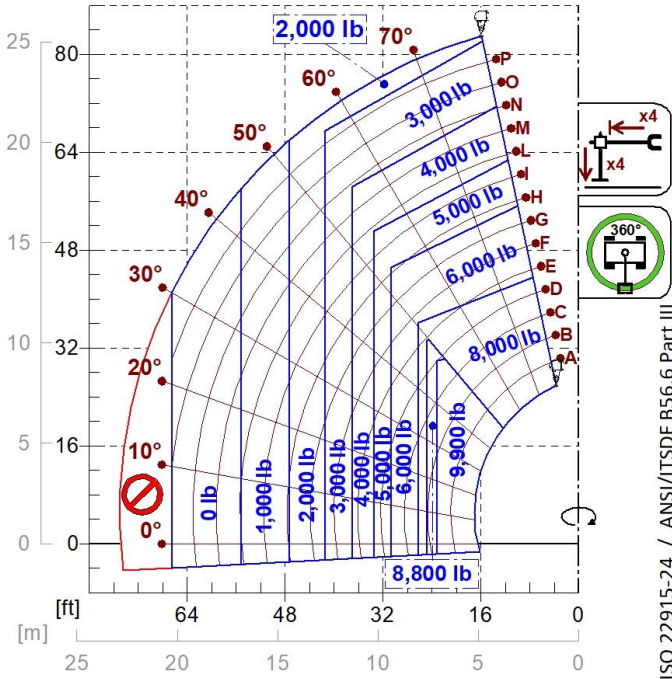
A1118B



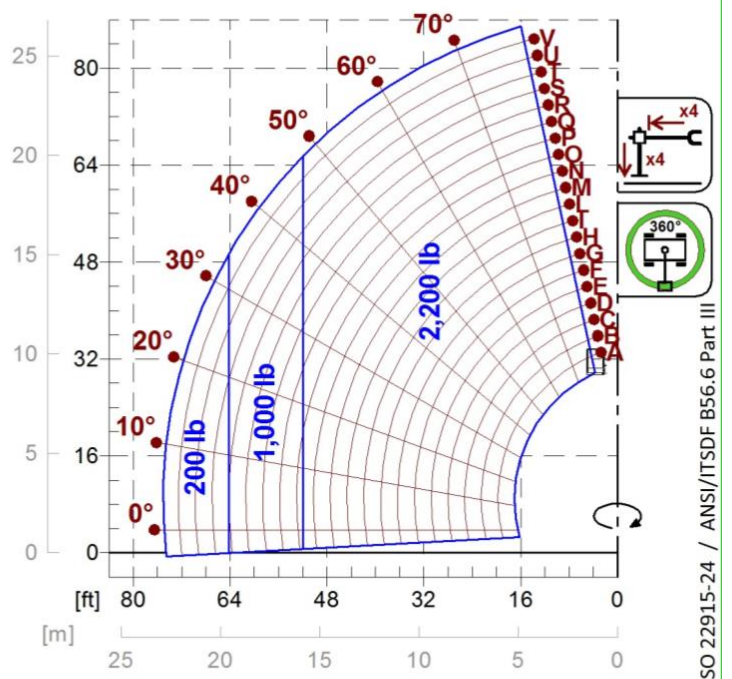
A1200B
A1300B



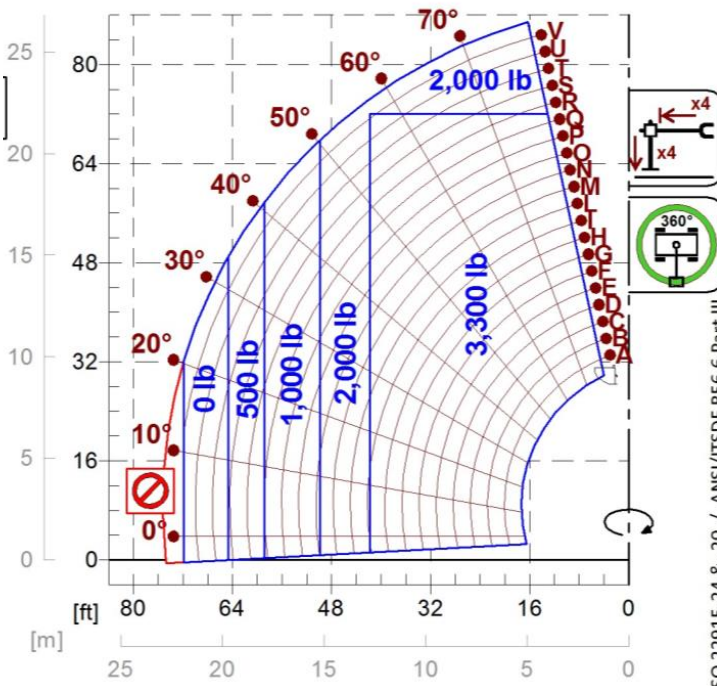
A1210B
A1310B



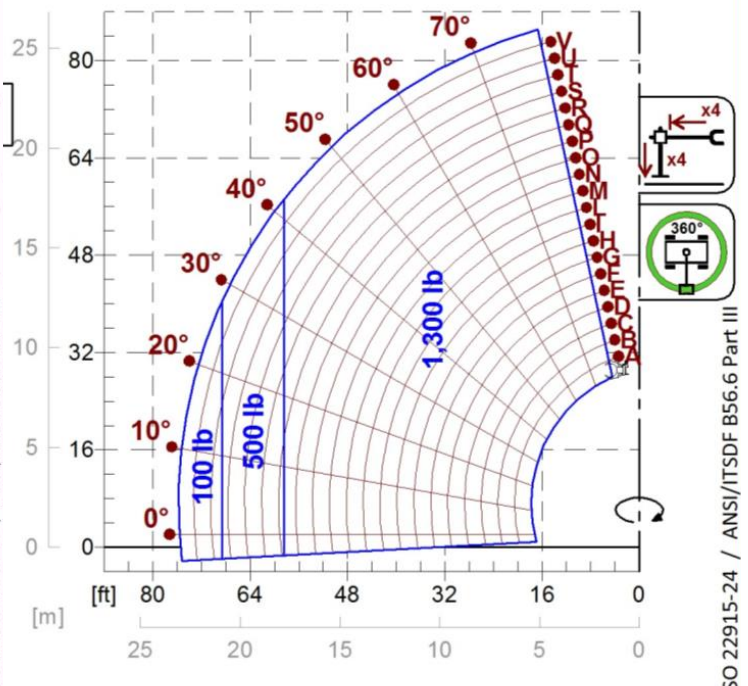
A2765
A2766



A1900




A0844



A2210

Your Merlo dealer



ROTO50.26:

MA00947 - VIN: D2004810 - SAV: ... - ...

ROTO50.26SPLUSEE4:

MA00848 - VIN: D0004120 - SAV: D045542 - 03/11/2020

MERLO S.P.A.

Via Nazionale, 9

12010 S. Defendente di Cervasca, (Cuneo) Italia

Tel. +39 0171 614111

Fax +39 0171 684101

info@merlo.com

www.merlo.com

