2014-15 @MIAMIWBB **GAME NOTES**

Miami Athletic Communications • 5821 San Amaro Drive • Coral Gables, FL 33146 • HurricaneSports.com
Assistant Director of Communications: Alex Schwartz • **Email:** alexschwartz@miami.edu • **Phone:** 609-802-3674/305-284-3249
Twitter: @MiamiWBB | **Instagram:** @MiamiWBB | **Facebook:** /MiamiWBB | **Tumblr:** uwomenshoops.tumblr.com

1 **250 WINS**
Head coach Katie Meier currently has 249 wins in her 14 years as a head coach. She needs one (**1**) more victory to reach 250 in her career.

3 **TOURNAMENT MVP AWARDS**
Adrienne Motley has won the MVP award at three (**3**) different tournaments/multi-game events this season.

12.7 & 11.0 **HEATING UP**
Necole Sterling averaged 4.1 the first 10 games of the season, but is at **12.7** over the last three. Michelle Woods averaged 4.6 points the first nine and **11.0** the last four.

12.7 **STEALS**
Miami is No. 1 in the ACC with **12.7** steals per game, which ranks No. 10 in the NCAA (through 1/2). Miami has posted double digit steals nine times, including each of the last seven games, and has 17-plus steals five times.

55.7 **SCORING DEFENSE**
The Hurricanes are holding opponents to just **55.7** points per game. That is good for the No. 2 mark in the ACC as well as the No. 30 spot in the NCAA (through 1/2).

2014-15 SCHEDULE

DATE	OPPONENT	TIME/SCORE *(TV)*
Nov. 6	**NOVA SOUTHEASTERN (exh.)**	**W, 69-42**
Nov. 14	**OAKLAND**	**W, 66-53**
Nov. 17	at Middle Tennessee	L, 53-48 *(ASN)*
Nov. 21	**UNF**	**W, 81-53**
Nov. 25	**ARIZONA STATE**	**L, 65-61**
Nov. 28	**ILLINOIS STATE #**	**W, 95-44**
Nov. 29	**TULSA #**	**W, 69-57**
Dec. 4	**WISCONSIN !**	**W, 66-54**
Dec. 6	**JACKSONVILLE**	**W, 65-36**
Dec. 13	**COPPIN STATE**	**W, 70-54**
Dec. 18	vs. UCLA ^	W, 74-67
Dec. 19	at Tulane ^	L, 70-65
Dec. 28	**FLORIDA A&M ~**	**W, 83-47**
Dec. 29	**LSU ~**	**W, 76-71**
Jan. 4	**BOSTON COLLEGE ***	**1:00 p.m.**
Jan. 8	**NOTRE DAME ***	**7:00 p.m. *(ESPN3)***
Jan. 11	at Virginia Tech *	2:00 p.m.
Jan. 15	**CLEMSON ***	**7:00 p.m. *(ESPN3)***
Jan. 18	at Duke *	1:00 p.m. *(RSN)*
Jan. 21	**VIRGINIA ***	**7:00 p.m. *(ESPN3)***
Jan. 25	at Louisville *	5:00 p.m. *(RSN)*
Feb. 1	at Pittsburgh *	1:00 p.m. *(ESPN3)*
Feb. 5	**VIRGINIA TECH ***	**7:00 p.m.**
Feb. 8	at Florida State *	2:00 p.m. *(ESPN3)*
Feb. 12	at Syracuse	7:00 p.m.
Feb. 15	**GEORGIA TECH ***	**3:00 p.m. *(RSN)***
Feb. 19	at NC State *	7:00 p.m.
Feb. 22	**NORTH CAROLINA ***	**3:00 p.m. *(RSN)***
Feb. 26	at Wake Forest *	7:00 p.m.
March 1	**FLORIDA STATE ***	**3:00 p.m. *(RSN)***
March 4	ACC Tournament (Greensboro, N.C.)	

BOLD CAPS denotes home game, played at the BankUnited Center in Coral Gables, Fla.
# denotes Miami Thanksgiving Tournament (Coral Gables, Fla.)
! denotes ACC/Big Ten Challenge
^ denotes Tulane/DoubleTree Classic (New Orleans, La.)
~ denotes Miami Holiday Tournament (Coral Gables, Fla.)
* denotes ACC game
All Times Eastern and Subject to Change

Game 14 | JAN. 4, 2015 • 1 PM ET • CORAL GABLES, FLA.

MIAMI **HURRICANES** (10-3)
Head Coach: Katie Meier (Duke, 1990)
Record at UM: 173-124 (10th season), **Career Record:** 249-169 (14th season)

VS

BOSTON COLLEGE **EAGLES** (8-5)
Head Coach: Erik Johnson (UC San Diego, 1994)
Record at BC: 32-43 (third season), **Career Record:** 104-95 (seventh season)

SERIES HISTORY
In 40 games, Miami leads the all-time series 23-17. The last game between the two came Jan. 16, 2014, with Boston College winning 63-62 on its home court. Miami had won the prior six meetings.

BROADCAST INFORMATION
WVUM 90.5 FM • Alex Somer | WVUM.org
Canes All Access will have live video

#4THINGS

BOSTON COLLEGE
The Eagles enter at 8-5 and have won three of their last four. Sophomore guard Kelly Hughes leads the team in scoring and rebounding, averaging 16.1 points and 7.6 rebounds. BC went 12-19 (3-13 ACC) in 2013-14.

MIAMI HOLIDAY TOURNAMENT
The Hurricanes defeated Florida A&M 83-47 last Sunday and then beat LSU 76-71 Monday to win the Miami Holiday Tournament. It was Miami's second tournament championship of the season, as the team also won the Miami Thanksgiving Tournament. Sophomore guard Adrienne Motley was named tournament MVP and senior forward Necole Sterling was selected to the all-tournament team.

ACC SUCCESS
The game against BC is the first ACC game of the season for Miami. Over the last four seasons, the Hurricanes have posted a record of 45-19 (.703) in conference play and have been at least .500 all four times.

CONSISTENTLY MONEY MOT
In 12 of Miami's 13 games this season, sophomore guard Adrienne Motley has scored in double figures, posting 16-plus points 10 times. On five occassions, she has topped 20 points while also shooting over 52 percent from the floor and making at least seven field goals. Motley has shot below 44 percent just twice.

PROJECTED STARTERS

3 **Jessica Thomas**
5-6 | G | So.
Gainesville, Fla.

CAREER HIGHS
Points: 17 | Steals: 5
Rebounds: 5 | Blocks: 1
Assists: 6 | Minutes: 31

12 **Laura Quevedo**
6-1 | F | Fr.
Madrid, Spain

CAREER HIGHS
Points: 15 | Steals: 2
Rebounds: 9 | Blocks: 1
Assists: 3 | Minutes: 27

21 **Jassany Williams**
6-2 | F| RSr.
Davie, Fla.

CAREER HIGHS
Points: 13 | Steals: 4
Rebounds: 16 | Blocks: 7
Assists: 3 | Minutes: 33

23 **Adrienne Motley**
5-9 | G| So.
Newport News, Va.

CAREER HIGHS
Points: 27 | Steals: 4
Rebounds: 8 | Blocks: 1
Assists: 8 | Minutes: 36

33 **Suriya McGuire**
5-11 | G| Sr.
Minneapolis, Minn.



CAREER HIGHS
Points: 23 | Steals: 5
Rebounds: 13 | Blocks: 3
Assists: 6 | Minutes: 35

ROSTER BREAKDOWN

NUMERICAL ROSTER

NO.	NAME	POS	HT	CL	HOMETOWN / LAST SCHOOL
0	Keyanna Harris	F	6-0	Fr.	Riviera Beach, Fla. / William T. Dwyer
3	Jessica Thomas	G	5-6	So.	Gainesville, Fla. / Buchholz
5	Nigia Greene	G	5-10	RFr.	Atlanta, Ga. / St. Francis
10	Michelle Woods	G	5-8	RJr.	Naples, Fla. / Community
12	Laura Quevedo	F	6-1	Fr.	Madrid, Spain / Rivas Ecópolis
14	Aisha Edwards	G	5-8	Fr.	Boca Raton, Fla. / West Boca Raton
15	Necole Sterling	F	5-10	Sr.	Los Angeles, Calif. / Gulf Coast State College (Fla.) / Stonewall Jackson (Va.)
20	Keyona Hayes	F	6-1	Jr.	Marietta, Ga. / St. Francis HS
21	Jassany Williams	F	6-2	RSr.	Davie, Fla. / Auburn / Nova
23	Adrienne Motley	G	5-9	So.	Newport News, Va. / Woodside
25	Khaila Prather	F	6-1	Fr.	Upper Marlboro, Md. / Riverdale Baptist
30	Erykah Davenport	F	6-2	Fr.	Tucker, Ga. / Tucker
33	Suriya McGuire	G	5-11	Sr.	Minneapolis, Minn. / Roosevelt

ALPHABETICAL ROSTER

NO.	NAME	POS	HT	CL	HOMETOWN / LAST SCHOOL
30	Erykah Davenport	F	6-2	Fr.	Tucker, Ga. / Tucker
14	Aisha Edwards	G	5-8	Fr.	Boca Raton, Fla. / West Boca Raton
5	Nigia Greene	G	5-10	RFr.	Atlanta, Ga. / St. Francis
0	Keyanna Harris	F	6-0	Fr.	Riviera Beach, Fla. / William T. Dwyer
20	Keyona Hayes	F	6-1	Jr.	Marietta, Ga. / St. Francis HS
33	Suriya McGuire	G	5-11	Sr.	Minneapolis, Minn. / Roosevelt
23	Adrienne Motley	G	5-9	So.	Newport News, Va. / Woodside
25	Khaila Prather	F	6-1	Fr.	Upper Marlboro, Md. / Riverdale Baptist
12	Laura Quevedo	F	6-1	Fr.	Madrid, Spain / Rivas Ecópolis
15	Necole Sterling	F	5-10	Sr.	Los Angeles, Calif. / Gulf Coast State College (Fla.) / Stonewall Jackson (Va.)
3	Jessica Thomas	G	5-6	So.	Gainesville, Fla. / Buchholz
21	Jassany Williams	F	6-2	RSr.	Davie, Fla. / Auburn / Nova
10	Michelle Woods	G	5-8	RJr.	Naples, Fla. / Community

RETURNING PLAYERS

No. 3 Jessica Thomas
No. 5 Nigia Greene
No. 10 Michelle Woods
No. 15 Necole Sterling
No. 20 Keyona Hayes
No. 21 Jassany Williams
No. 23 Adrienne Motley
No. 33 Suriya McGuire

NEWCOMERS

No. 0 Keyanna Harris
No. 12 Laura Quevedo
No. 14 Aisha Edwards
No. 25 Khaila Prather
No. 30 Erykah Davenport

FRESHMEN

No. 0 Keyanna Harris
No. 5 Nigia Greene *(redshirt)*
No. 12 Laura Quevedo
No. 14 Aisha Edwards
No. 25 Khaila Prather
No. 30 Erykah Davenport

SOPHOMORES

No. 3 Jessica Thomas
No. 23 Adrienne Motley

JUNIORS

No. 10 Michelle Woods *(redshirt)*
No. 20 Keyona Hayes

SENIORS

No. 15 Necole Sterling
No. 21 Jassany Williams *(redshirt)*
No. 33 Suriya McGuire

GEOGRAPHIC BREAKDOWN

FLORIDA
No. 0 Keyanna Harris
No. 3 Jessica Thomas
No. 10 Michelle Woods
No. 14 Aisha Edwards
No. 21 Jassany Williams

GEORGIA
No. 5 Nigia Greene
No. 20 Keyona Hayes
No. 30 Erykah Davenport

CALIFORNIA
No. 15 Necole Sterling

MARYLAND
No. 25 Khaila Prather

MINNESOTA
No. 33 Suriya McGuire

VIRGINIA
No. 23 Adrienne Motley

SPAIN
No. 12 Laura Quevedo

PRONUNCIATION GUIDE

Coach Katie **Meier**: Meyer
No. 0 **Keyanna** Harris: Key-AH-nuh
No. 5 **Nigia** Greene: Nye-ZHEE-uh
No. 12 **Laura Quevedo**: LAU-Ruh Kay-VAY-doh
No. 14 **Aisha** Edwards: Eye-EE-Shuh
No. 20 **Keyona** Hayes: Key-AH-nuh
No. 21 **Jassany** Williams: JASS-uh-nee
No. 25 **Khaila Prather**: KAY-luh PRAY-thur
No. 33 **Suriya** McGuire: Sir-RAY-uh

PLAYER SPOTLIGHTS

0 • KEYANNA HARRIS• FR • F

YEAR	GP-GS	PPG	RPG	MIN
2014-15	10-0	1.5	0.9	8.2

3 • JESSICA THOMAS • SO • G

YEAR	GP-GS	PPG	RPG	MIN
2014-15	13-13	8.8	2.0	24.5

5 • NIGIA GREENE• RFR • G

YEAR	GP-GS	PPG	RPG	MIN
2014-15	13-4	7.6	1.5	16.7

10 • MICHELLE WOODS • RJR • G

YEAR	GP-GS	PPG	RPG	MIN
2014-15	13-3	6.5	3.9	22.5

12 • LAURA QUEVEDO • FR • F

YEAR	GP-GS	PPG	RPG	MIN
2014-15	13-11	5.4	4.8	21.4

14 • AISHA EDWARDS • FR • G

YEAR	GP-GS	PPG	RPG	MIN
2014-15	0-0	0.0	0.0	0.0

15 • NECOLE STERLING • SR • F

YEAR	GP-GS	PPG	RPG	MIN
2014-15	13-0	6.1	2.2	17.4

20 • KEYONA HAYES • JR • F

YEAR	GP-GS	PPG	RPG	MIN
2014-15	0-0	0.0	0.0	0.0

21 • JASSANY WILLIAMS • RSR • F

YEAR	GP-GS	PPG	RPG	MIN
2014-15	13-13	5.2	6.0	21.5

23 • ADRIENNE MOTLEY • SO • G

YEAR	GP-GS	PPG	RPG	MIN
2014-15	13-13	16.3	3.9	27.5

25 • KHAILA PRATHER • FR • F

YEAR	GP-GS	PPG	RPG	MIN
2014-15	13-0	2.3	3.2	10.7

30 • ERYKAH DAVENPORT • FR • F

YEAR	GP-GS	PPG	RPG	MIN
2014-15	13-0	3.1	2.6	9.9

33 • SURIYA McGUIRE • SR • G

YEAR	GP-GS	PPG	RPG	MIN
2014-15	13-8	8.2	4.2	21.5

QUICK FACTS

UNIVERSITY INFORMATION

Location	Coral Gables, Fla.
Enrollment	15,629
Founded	1925
Nickname	Hurricanes
Colors	Orange (PMS 1665), Green (PMS 3435) and White
President	Donna E. Shalala
Athletics Director	Blake James
Conference	Atlantic Coast Conference
Arena / Capacity	BankUnited Center/ 7,900
Ticket Office Phone	305-284-2263
Press Row	305-284-2111

COACHING STAFF

Head Coach	Katie Meier (Duke, 1990)
Record at Miami	173-124 (10th season)
Career Record	249-169 (14th season)
Assistant Coach	Darrick Gibbs (Wofford, 2000)
Assistant Coach	Octavia Blue (Miami, 1998)
Assistant Coach	Zach Kancher (George Washington, 2003)
Director of Operations / Assistant to HC	Margie Gill
Director of Operations / Recruiting	Lonnette Hall
Strength Coach	Jasman Marks
Athletic Trainer	Alana Brown
Video Coordinator	Yoni Dagan

PROGRAM INFORMATION

2013-14 Overall Record	16-15
Home / Away / Neutral	10-9 / 6-5/ 0-1
ACC Record / Finish	8-8 / 8th
Letterwinners Returning / Lost	7/3

RETURNING STARTERS	YEAR	POS	PPG	RPG
Adrienne Motley	So.	G	11.1	3.9
Keyona Hayes	Jr.	F	10.5	6.5
Suriya McGuire	Sr.	G	9.2	4.5

KEY LOSSES	POS	PPG	RPG
Krystal Saunders	G	9.0	2.9
Maria Brown	F	5.8	5.0

PROGRAM HISTORY

First Year of Basketball	1972
All-Time Record	678-481
All-Time ACC Record	65-83
NCAA Tourn. Appearances	Nine (1989, '92, '93, '98, 2003, '04, '11, '12, '13)
Last NCAA Postseason Opponent	Iowa (2013)
	Result: L, 69-53 (First Round)
NIT Appearances	Six (1990, '99, 2002, '06, '10, '14)
Last NIT Opponent	Stetson (2014)
	Result: L, 70-63 (First Round)

ATHLETIC COMMUNICATIONS

Assistant Director of Communications (Women's Basketball)	Alex Schwartz
Cell	609-802-3674
Email	alexschwartz@miami.edu
Twitter	@AlexJSchwartz
Website	www.HurricaneSports.com
Blog	www.MiamiWBB.com
Twitter	@MiamiWBB
Coach Meier Twitter	@CoachKatieMeier
Facebook	Facebook.com/MiamiWBB
Instagram	Instagram.com/MiamiWBB
Mailing Address	5821 San Amaro Drive, Coral Gables, FL 3314

THE LAST TIME IT HAPPENED

TEAM SCORING

Miami scored 100+ points	103 vs. UL-Monroe (12/16/11)
An opponent scored 100+ points	111 by (1/1) Maryland (1/10/07)
Miami scored 90-99 points	95 vs. Illinois State (11/28/14)
An opponent scored 90-99 points	93 by (19/20) Florida State (2/10/13)
Miami scored 80-89 points	83 vs. Florida A&M (12/28/14)
An opponent scored 80-89 points	89 by Georgia Tech (2/9/14)

MARGIN OF VICTORY

Miami won by 50+ points	51 vs. Illinois State (11/28/14)
An opponent won by 50+ points	58 by Maryland (1/10/07)
Miami won by 40-49 points	40 vs. North Florida (11/8/13)
An opponent won by 40-49 points	40 by Maryland (1/31/08)
Miami won by 30-39 points	36 vs. Florida A&M (12/28/14)
An opponent won by 30-39 points	39 by (5/4) Duke (1/31/13)

OVERTIME

Miami won in overtime	91-82 (2OT) vs. (11/11) Rutgers (12/5/11)
Miami lost in overtime	66-65 (OT) vs. Wake Forest (3/4/10)

RANKINGS

Miami defeated a ranked opponent	83-80 at (6/6) North Carolina (2/2/14)
Miami lost to a ranked opponent	67-52 vs (9/9) Maryland (2/13/14)
Miami defeated a top 15 opponent	69-65 vs. (5/4) Duke (2/28/13)
Miami lost to a top 15 opponent	67-52 vs (9/9) Maryland (2/13/14)
Miami defeated a top 10 opponent	69-65 vs. (5/4) Duke (2/28/13)
Miami lost to a top 10 opponent	67-52 vs (9/9) Maryland (2/13/14)
Miami defeated a top 5 opponent	69-65 vs. (5/4) Duke (2/28/13)
Miami lost to a top 5 opponent	76-75 vs (3/3) Duke (1/30/14)

POINTS

A UM player scored 40+ points 42 by Renee Taylor at Houston (12/19/05)
An opponent scored 40+ points 43 by Monique Currie of Duke (2/19/06)
A UM player scored 30-39 points 34 by Riquna Williams vs. (5/5) Maryland (1/12/12)
An opponent scored 30-39 points 37 by Ty Marshall of Georgia Tech (2/24/13)

REBOUNDS

A UM player had 20+ rebounds 21 by Tamara James vs. USF (11/22/02)
An opponent had 20+ rebounds 22 by Crystal Langhorne of Maryland (2/17/05)
A UM player had 15-19 rebounds 15 by Keyona Hayes vs. Stetson (3/20/14)
An opponent 15-19 rebounds 18 by Natasha Howard of FSU (1/9/14)

ASSISTS

A UM player had 10+ assists 10 by Riquna Williams at Cornell (12/21/09)
An opponent had 10+ assists 11 by Emily Pollock of Austin Peay (11/28/08)

STEALS

A UM player had 5+ steals 5 by Jessica Thomas vs. Florida A&M (12/28/14)
An opponent had 5+ steals 5 by Kristina King of Richmond on 11/10/13

BLOCKED SHOTS

A UM player had 5+ blocks 6 by Jassany Williams vs. New Mexico (12/29/13)
An opponent had 5+ blocks 5 by Jacki Mann of Quinnipiac (12/28/09)

FIVE STRAIGHT YEARS OF POSTSEASON PLAY

Miami has been selected for a postseason tournament each of the last five seasons. Below are the results from each of those tournaments and the team's season records.

2009-10: WNIT Finals (22-14)
2010-11: NCAA Tournament Second Round (28-5)
2011-12: NCAA Tournament Second Round (26-6)
2012-13: NCAA Tournament First Round (21-11)
2013-14: WNIT First Round (16-15)

RECORD AGAINST 2014-15 OPPONENTS

Prior to the start of the season, the Hurricanes were 152-171 all-time against their 2014-15 opponents. Below are Miami's all-time records against those teams, as well as the result of their last meetings. Games this season are not included in records.

Oakland: 2-0 (1/9/13, W 86-68, away)
Middle Tennessee: 1-1 (11/15/13, L 61-55, home)
North Florida: 3-0 (11/8/13, W 79-39, home)
Arizona State: 0-2 (12/21/13, L 75-73, away)
Illinois State: 1-0 (3/22/90, W 85-83, neutral site)
Tulsa: no prior meetings
Wisconsin: 1-0 (12/29/12, W 67-44, home)
Jacksonville: 0-1 (11/13/07, L 72-64, home)
Coppin State: 1-0 (12/15/13, W 63-58, home)
UCLA: no prior meetings
Tulane: 1-2 (11/28/99, L 75-66, home)
Florda A&M: 11-9 (12/1/09, W 83-69, home)
LSU: 0-3 (12/19/07, L 63-52, neutral)
Boston College: 23-17 (1/16/14, L 63-62, away)
Notre Dame: 3-14 (1/23/14, L 79-52, away)
Virginia Tech: 12-6 (1/12/14, W 64-62, away)
Clemson: 7-6 (1/26/14, L 60-52, away)
Duke: 1-11 (1/30/14, L 76-75, home)
Virginia: 5-8 (2/27/14, W 83-63, away)
Louisville: 1-0 (1/11/89, W 59-58, away)
Pittsburgh: 17-8 (3/2/14, W 67-54, away)
Florida State: 12-35 (3/06/14, L 67-62 (OT), neutral site)
Syracuse: 17-7 (2/20/14, L 69-48, home)
Georgia Tech: 11-13 (2/9/14, L 89-87, home)
NC State: 8-9 (1/9/14, W 80-71, home)
North Carolina: 6-12 (2/2/14, W 83-80, away)
Wake Forest: 8-7 (1/24/13, W 79-78, away)

MIAMI 2013-2014 SEASON RESULTS

DATE	OPPONENT	RESULT
Nov. 8	**NORTH FLORIDA**	**W, 79-39**
Nov. 10	**RICHMOND**	**L, 57-50**
Nov. 15	**MIDDLE TENNESSEE**	**L, 61-55**
Nov. 19	at Oakland	W, 86-68
Nov. 25	**YALE**	**W, 91-67**
Nov. 29	**ST. FRANCIS BROOKLYN**	**W, 78-56**
Nov. 30	**MISSOURI**	**W, 74-68**
Dec. 5	at Minnesota *(ACC/Big Ten Challenge)*	L, 74-67
Dec. 15	**COPPIN STATE**	**W, 63-58**
Dec. 21	at Arizona State	L, 75-73
Dec. 28	**MORGAN STATE**	**W, 80-42**
Dec. 29	**NEW MEXICO**	W, 67-50
Jan. 1	**PENN**	**L, 67-66**
Jan. 4	at Wake Forest*	W, 84-53
Jan. 9	**18/17 FLORIDA STATE***	**L, 68-63**
Jan. 12	at Virginia Tech*	W, 64-62
Jan. 16	at Boston College*	L, 63-62
Jan. 19	**20/21 NC STATE***	**W, 80-71**
Jan. 23	at 2/2 Notre Dame*	L, 79-52
Jan. 26	at Clemson*	L, 60-52
Jan. 30	**3/3 DUKE***	**L, 76-75**
Feb. 2	at 6/6 North Carolina*	W, 83-80
Feb. 9	**GEORGIA TECH***	**L, 89-87**
Feb. 13	**9/9 MARYLAND***	**L, 67-52**
Feb. 16	at RV Florida State*	W, 76-73
Feb. 20	**SYRACUSE***	**L, 69-48**
Feb. 23	**WAKE FOREST***	**W, 72-64**
Feb. 27	at Virginia*	W, 83-63
Mar. 2	**PITTSBURGH***	**W, 67-54**
Mar. 6	Florida State *(ACC Tournament Second Round)*	L, 72-67 (OT)
Mar. 20	**STETSON** *(WNIT First Round)*	**L, 70-63**

* denotes ACC game

PRESEASON AP TOP 25

Six of Miami's 2014-15 opponents were in the AP's preseason Top 25 poll. The Hurricanes' appear opponents are in bold.

1. Connecticut
2. South Carolina
3. **Notre Dame**
4. Tennessee
5. Texas A&M
6. Stanford
7. **Duke**
8. Baylor
9. Texas
10. Maryland
11. Kentucky
12. **Louisville**
13. **North Carolina**
14. Michigan State
15. California
16. Nebraska
17. West Virginia
18. DePaul
19. Iowa
20. Oregon State
21. Oklahoma State
22. Dayton
23. **UCLA**
24. Rutgers
25. **Syracuse**

Additionally, the Hurricanes have five other teams that received votes in the preseason AP Poll on their 2014-15 schedule: Middle Tennessee, Arizona State, LSU, Florida State, and NC State.

EXTENSION, DONATION, CHALLENGE

On Oct. 13, 2014, Katie Meier received a contract extention from the University of Miami that runs through the 2021 season.

Upon signing the deal, Meier announced plans to contribute $75,000 back to the school, to go towards women's athletics. Meier also issued a challenge to the UM and South Florida communities to donate as well.

#WELCOMETOTHEU

On Nov. 12, the first day of the early signing period, Miami inked 6-2 forward **Zada Williams** of Lake Wales (Fla.) High School to a National Letter of Intent. A Babson Park, Fla. native, Williams was a PolkPreps.com First Team All-County pick as a junior, averaging 16.2 points, 10 rebounds and four assists per game.

CAREER MILESTONES

Katie Meier needs one more win to reach 250 as a head coach. She is currently 249-169 (.596).

Redshirt freshman **Nigia Greene** needs one more point to reach 100 in her college career.

Redshirt junior **Michelle Woods** is two made three-pointers away from 50 as a collegian.

Sophomore **Jessica Thomas** needs two made free throws for 50, nine made field goals for 100.

PRESEASON ACC POLL

Miami was picked eighth in the ACC preseason poll by both the conference's 15 head coaches and the Blue Ribbon Panel.

COACHES

1. Notre Dame (223 points, 14 first place votes)
2. Duke (196, 1 first place vote)
3. Louisville (194)
4. North Carolina (193)
5. Florida State (152)
6. Syracuse (149)
7. Georgia Tech (136)
8. **Miami (117)**
9. Virginia (98)
10. NC State (87)
11. Wake Forest (82)
12. Virginia Tech (54)
13. Clemson (44)
14. Pittsburgh (43)
15. Boston College (32)

BLUE RIBBON PANEL

1. Notre Dame (835 points, 38 first place votes)
2. Duke (733, 1 first place vote)
3. Louisville (724, 2 first place votes)
4. North Carolina (707)
5. Florida State (545)
6. Syracuse (536)
7. Georgia Tech (508)
8. **Miami (421)**
9. NC State (407)
10. Virginia (334)
11. Wake Forest (295)
12. Virginia Tech (184)
13. Boston College (178)
14. Clemson (169)
15. Pittsburgh (144)

2013-2014 ACC STANDINGS

The Hurricanes finished the 2013-14 season in eighth place in the ACC with an 8-8 record. It was the fourth consecutive year that Miami finished at least .500 in confernece play and in the top eight of the standings.

1. Notre Dame (16-0)
2. Duke (12-4)
3. Maryland* (12-4)
4. NC State (11-5)
5. Syracuse (10-6)
6. North Carolina (10-6)
7. Georgia Tech (9-7)
8. **Miami (8-8)**
9. Florida State (7-9)
10. Virginia (6-10)
11. Wake Forest (5-11)
12. Virginia Tech (4-12)
13. Clemson (4-12)
14. Pittsburgh (3-13)
15. Boston College (3-13)

* no longer in the ACC

Head Coach Katie Meier

10th Season | Duke, 1990

Hometown: Wheaton, Ill. | Head Coach: Charlotte, 2001-05 | Miami, 2005-present

MEIER'S CAREER

Assistant
1994-99 Tulane
1993-94 UNC Asheville
Associate Head Coach
1999-2001 Tulane
Head Coach
2005-pres. Miami
2001-05 Charlotte

EDUCATION

Wheaton High School, 1985
Duke University, 1990
M.A. English (Teaching English)
Duke University, 1989
B.A. English (Literature)

NCAA APPEARANCES

2003 - Charlotte
2011 - Miami
2012 - Miami
2013 - Miami

WNIT APPEARANCES

2004 - Charlotte
2005 - Charlotte
2006 - Miami
2010 - Miami
2014 - Miami

PLAYING CAREER

Wheaton High School, 1981-85
Duke University, 1985-90
BBC Mini-Flat Waregem (Belgium), 1990-93

MISCELLANEOUS

ACC Rookie of the Year, 1986
GTE Academic All-American, 1988
First Team All-ACC, 1990
Kodak/WBCA District All-American,1990
Duke Hall of Honor Inductee, 2002
ACC Tournament Legend, 2006
ACC Coach of the Year, 2011
AP National Coach of the Year, 2011

PERSONAL

Hometown: Wheaton, Ill.

Katie Meier completed her ninth season as the head coach of the Hurricanes' women's basketball program in 2013-14. A well known and respected figure in women's basketball, Meier has worked tirelessly to put her mark on Miami's program and to build a winning tradition.

In 2013-14, Meier guided her team to a fifth-consecutive postseason, earning an automatic bid to the WNIT.

In January, Meier was named a co-recipient of the 2013 USA Basketball National Coach of the Year award after leading the USA U19 team to a gold medal and perfect 9-0 record at the 2013 FIBA U19 World Championships.

All of her hard work was rewarded after the 2010-11 season when she was named the Associated Press National Coach of the Year - sharing the award with Connecticut's Geno Auriemma and Stanford's Tara VanDerveer.

Meier led the Hurricanes into the NCAA tournament for the first time since 2004 and its win over Gardner-Webb in the first round was the first tournament win for the 'Canes since 1993. Miami entered the 2010-11 season with high internal expectations, but was picked eighth in the Preseason ACC Poll and coming off a season in which it was the No. 12 seed in the ACC Tournament.

However, the Hurricanes exceeded all of the outside expectations and, at one point, won 17 straight games. They were a perfect 20-0 inside the BankUnited Center and finished 12-2 in ACC play - earning their first regular season conference title since joining the league in 2004. As a reward, Meier was named the ACC Coach of the Year and later would be selected as the WBCA/RUSSELL ATHLETIC Region 2 Coach of the Year, as voted on by her peers.

Meier continued that success into the 2011-12 season, a year in which the Canes accomplished many firsts for the program.

Miami defeated Maryland - the eventual ACC Tournament champ - twice during the regular season, the first when they were ranked No. 5 in the nation. It was the first time in program history that the Hurricanes had defeated a Top 5 team. Later in the year, UM ascended to its highest ranking ever, also at No. 5.

The Hurricanes have proved to be formidable on the court inside the BankUnited Center, as the 2011-12 season saw Miami go undefeated at home for the second consecutive season. Their 16-0 mark on the year pushed the Canes record home win streak to 40 consecutive games. Only Stanford ended the season with a longer active streak.

For her dedication to the University of Miami and the athletic department, Meier was signed to a two-year contract extension, securing the Wheaton, Ill., native through the 2017-18 season.

A New Era

Hired April 19, 2005, Meier was appointed by then Miami AD Paul Dee in front of national and local media, fans, alumni and support staff, signifying the beginning of a new era.

Following an unprecedented career as one of the greatest athletes to ever play in the Atlantic Coast Conference, Meier quickly established herself in the coaching ranks. Following an impressive four-year tenure as the head coach at Charlotte where she helped bring the 49er program into national prominence, Meier made it clear that her goal was to make Miami one of the premier women's basketball programs in the country.

MEIER'S CAREER RECORDS

School	Years	Overall	Conference
Charlotte	2001-05	76-45	36-20
Miami	2005-pres.	173-124	61-73
Overall	14	249-169	97-93

Creating a Winning Program

In her first season, Meier wasted little time in making the first steps towards those goals. After receiving little attention in the ACC preseason polls, the Hurricanes posted an impressive overall record of 17-13. Fighting through a conference that would send nine teams to the postseason, including three to the NCAA Final Four. Miami finished with a sixth-place, 6-8 record in ACC play en route to earning a berth into the second round of the 2006 Women's National Invitation Tournament.

Throughout the season Miami posted wins over ranked teams such as Mississippi (No. 25), Boston College (No. 21) and Virginia Tech (No. 25) and nearly knocked off then-No. 1 Duke in double-overtime. The Hurricanes also recorded wins over two eventual conference champions in Hartford (America East) and Oakland (Mid-Continent). Under her direction, standout Tamara James produced one of the greatest seasons ever seen by a UM player in 2005-06 becoming the Miami's all-time leading scorer and selected as the No. 8 overall pick in the 2006 WNBA Draft by the Washington Mystics.

In Meier's second season in 2006-07, the Hurricanes got off to a strong start, winning seven of their first eight games--including a 79-70 win over Indiana to claim the UM Thanksgiving Tournament title. On Dec. 1, Meier picked up her 100th career victory as the Hurricanes defeated Jackson State, 77-50. However, with only eight healthy players to call upon by the start of the ACC schedule, Miami faced challenge after challenge competing in a league that ranked among the top-three strongest women's basketball conferences nationally and produced two of the NCAA Tournament's four No. 1 seeds in 2006-07.

Renee Taylor emerged as the ACC's leading scorer--upholding Miami's streak of producing the league's leading scorer in all three years it had been a member. The All-ACC Second Team selection set school records in single-game scoring with 42 points at Houston and becoming the 19th Hurricane to score at least 1,000 points--and just the sixth to do so in her first two seasons. In addition,

transfer Maurita Reid emerged as a defensive threat, tying the school record with 10 steals versus Wake Forest and finishing among the ACC's leaders and NCAA's top 10 in steals per game.

The 2007-08 season, Meier's third with the Hurricanes, saw Maurita Reid continue her rise among the ACC elite. The senior was nothing short of impressive shooting beyond the arc and picking opponent's pockets. She hit four or more three-pointers on 10 different occasions and finished the season with 110 steals, good for second in the conference and fifth in the NCAA.

The Queens, N.Y. native led the team in points (15.3 ppg) and rebounding (5.6 rpg) and was also named to the ACC All-Defensive Team.

With a No. 21 incoming recruiting class, Meier and the Hurricanes saw significant improvement during the 2008-09 season. The freshman class was highlighted by McDonald's All-American Shenise Johnson - out of Henrietta, N.Y. - and Riquna Williams - from nearby Pahokee, Fla.

Johnson lived up to the hype as she was the team leader on the season in points, rebounds, assists and steals. Under Meier's guidance, Johnson was named the ACC Rookie of the Week on three occasions and was named to the ACC All-Freshmen team as well as ACC Honorable Mention. The versatile guard/forward also led the U19 USA team to a gold medal finish in the 2009 World Championships in Bangkok, Thailand.

The 2009-10 season was one of the most successful in program history. Under Meier's vision, the Hurricanes advanced to the WNIT Championship game. Miami posted a 22-14 overall record - the first 20-win campaign since the 2002-03 season and just the eighth all-time in history.

In her sophomore season, Johnson was joined by a healthy Riquna Williams and the duo racked up accolades throughout the season. Johnson was named first team All-ACC, while Williams garnered second-team honors. The tandem led Miami to a 5-1 WNIT record - the deepest postseason run in team history - with both earning all-tournament honors along the way.

Following the 2009-10 campaign, then University of Miami Director of Athletics Kirby Hocutt announced that Meier signed a contract extension through 2015.

"We are excited about the tremendous progress our women's basketball team achieved this past season," said Hocutt. "Coach Meier continues to assemble a special group of talented young women at the University of Miami and we look forward to the future success of our program."

Miami's success proved to be immediate, as it earned a conference regular season title in 2010-11 and returned to the NCAA Tournament for the first time in seven seasons.

Johnson and Williams proved to be the All-America candidates that they were expect to come. In fact, Johnson was named to four different All-America squads, including the prestigious WBCA/State Farm Coaches' All-America Team. She also earned AP, USBWA and Full Court Press honors and became the second player in program history to be named the conference player of the year (Frances Savage - BIG EAST - 1992). Johnson also garnered All-ACC Defensive Team honors for the second straight season and was named to the ACC Tournament Team. Williams, along with Johnson, was named first team All-ACC and was the conference scoring champion, pouring in 21.7 points per game.

The duo combined for seven ACC Player of the Week accolades on the season as Williams took home the award on four occasions. No other team in the league was recognized more than twice for the weekly honor.

The season also saw the emergence of sophomore forward Morgan Stroman. The 6-1, 2009 McDonald's All-American matched Johnson for the team lead with 11 double-doubles on the season, as she scored 13.6 points and grabbed 8.2 rebounds per game. For her efforts she was named third team All-ACC.

Miami's success continued into the 2011-12 season. The Canes finished second in the conference standings with a record of 14-2 and were 26-6 overall. UM also defeated the eventual conference tournament champion - Maryland - both times they battled in the regular season.

Seniors Shenise Johnson and Riquna Williams continued to live up to the hype of being the nation's top backcourt duo as they were second and third in the league in scoring and each were again named first team All-ACC. The accolade was the third straight honor for Johnson and the second for Williams. Johnson was also named to the All-ACC Defensive Team for the third consecutive season. Johnson earned a place on five different All-America teams, including the WBCA squad for the second straight year. Williams eanred AP All-America third team recognition in her final collegiate campaign as well.

Unfortunately, Morgan Stroman suffered a season-ending injury midway through the conference schedule, leaving a seemingly insurmountable void in the lineup. However, junior guard Stefanie Yderstrom stepped up to the occasion. The native of Sweden ended the season with more three-pointers than any other player in the league as was rewarded with a Third Team All-ACC selection.

Miami once again advanced to the NCAA tournament as a No. 3 seed. The Canes traveled to Spokane, Wash., and defeated the No. 14 seed, Idaho State in the first round but fell to host Gonzaga in the second.

Establishing Her Legacy as a Player

Meier's success as a coach is a direct reflection of her playing career as a standout at Duke University. A four-year letterwinner for the Blue Devils under head coach Debbie Leonard from 1986-90, Meier's name is scattered throughout the Duke record books.

She currently ranks among the school's all-time career leaders in scoring average (16.2 points per game), steals (232), free throws made (447) and free throws attempted (624). She is also listed among Duke's leaders in career points (1,761), field goals made (653), field goals attempted (1,283), assists (409) and rebounding average (6.1 rebounds per game).

Meier wasted no time making her mark at Duke, earning ACC Rookie of the Year and Basketball Yearbook Freshman All-America honors 1986. Meier injured her knee in 1988 during her junior season and ultimately missed the entire 1989 campaign while recovering.

Meier returned to Duke for her senior season in 1990 without missing a beat, earning Kodak/WBCA District 2 All-America and All-ACC first team accolades while being named the Blue Devils' most valuable player.

In 2002, Meier was honored by Duke for her efforts as a player when she was named to the inaugural induction class in the Blue Devils' Hall of Honor. That same year Meier was named to the Atlantic Coast Conference's 50th Anniversary Team. In 2006, she was once again honored by the conference when she was named one of 12 ACC Tournament Legends at the 2006 ACC Women's Basketball Tournament.

Meier's success on the court was only outdone by her accomplishments in the classroom. She was named to the Dean's List from 1986-88. In 1988 she also earned GTE Academic All-America Second Team honors.

After earning a bachelor's degree in English literature with cum laude honors in 1989, Meier went on to earn a master's in Teaching English from Duke in 1990.

Following her playing career at Duke, Meier moved overseas to play three seasons with BBC Mini-Flat Waregem in Belgium from 1990-93. There, she helped lead her team to three First Division regular season titles and one Belgian Cup Championship.

While in Belgium, Meier also spent time teaching classes of conversational English while coaching teams of 15- to 17-year-olds.

A native of Wheaton, Ill., Meier graduated from Wheaton High School in 1985 and in October 2009 was inducted into her high school hall of fame.

MEIER YEAR-BY-YEAR

Year	School	Overall W-L	Conference W-L	Conference Finish	Post-Season
2001-02	Charlotte	16-13	7-7	t-7	
2002-03	Charlotte	21-9	12-2	1	NCAA 0-1
2003-04	Charlotte	17-14	8-6	7	WNIT 1-1
2004-05	Charlotte	22-9	9-5	t-5	WNIT 0-1
2005-06	Miami	17-13	6-8	6	WNIT 1-1
2006-07	Miami	11-19	2-12	11	
2007-08	Miami	9-21	2-12	12	
2008-09	Miami	13-17	2-12	t-10	
2009-10	Miami	22-14	4-10	t-10	WNIT 5-1
2010-11	Miami	28-5	12-2	t-1	NCAA 1-1
2011-12	Miami	26-6	14-2	2	NCAA 1-1
2012-13	Miami	21-11	11-7	t-4	NCAA 0-1
2013-14	Miami	16-15	8-8	8	WNIT 0-1
2014-15	Miami	10-3	0-0		
	Overall	249-169	97-93		

Keyanna Harris

Freshman | Forward | 6-0

#0

Riviera Beach, Fla. | William T. Dwyer

2014-15 (Freshman): Made her Hurricane debut against Oakland (11/14), recording two steals . . . Posted the first points, rebound and assist of her career in the win over UNF (11/21) . . Set several career highs against Illinois State (11/28), including minutes (17), points (nine), assists (three), field goals (four), and field goal attempts (five), as well recorded her first block and made three-pointer.

High School: Graduated from William T. Dwyer High School in 2014 . . . Averaged 20.4 points, 9.3 rebounds, 4.1 assists, and 5.3 steals as a senior . . . McDonald's All-American Game nomine . . . Named the Palm Beach Post Large Schools Player of the Year as a junior, as well as the Sun Sentinel 8A Player of the Year . . . Palm Beach County Athletic Association first team selection as a junior . . . Won a district title and finished as the state runner-up her junior year . . . First team all-conference as a sophomore . . . Second team all-county and Outstanding Rookie of the Year as a freshman . . . Member of the track & field team . . . Set the school record in the high jump and made Regionals . . . Named to the Honor Roll . . . Notable Dwyer alumni in athletics include Alonzo Gee of the Cleveland Cavaliers and Matt Elam of the Baltimore Ravens.

Personal: Full name is Keyanna Renika Harris . . . Nickname is Keke . . . Born Feb. 14, 1995 . . . Parents are Lamar and Beverly Harris . . . Has an older sister, Shamar, and an older brother, Chris . . . Sister plays basketball at Lynn University . . . Intends to major in journalism and broadcasting . . . Loves to dance . . . Lists former Miami All-American Shenise Johnson as her role model and favorite athlete . . . Cousin, Jumaine Jones, played in the NBA.

2014-15

Opposition	P	R	A
Oakland	0	0	0
at Middle Tennessee	0	0	0
UNF	2	1	1
Arizona State	-	-	-
Illinois State	9	2	3
Tulsa	0	1	0
Wisconsin	0	0	0
Jacksonville	2	2	0
Coppin State	2	0	1
vs. UCLA	-	-	-
at Tulane	0	0	0
Florida A&M	0	2	0
LSU	-	-	-
Boston College	-	-	-
Notre Dame	-	-	-
at Virginia Tech	-	-	-
Clemson	-	-	-
at Duke	-	-	-
Virginia	-	-	-
at Louisville	-	-	-
at Pittsburgh	-	-	-
Virginia Tech	-	-	-
at Florida State	-	-	-
at Syracuse	-	-	-
Georgia Tech	-	-	-
at NC State	-	-	-
North Carolina	-	-	-
at Wake Forest	-	-	-
Florida State	-	-	-

Harris Season / Career Highs

Points
Season: 9, vs. Illinois State, 11/28/14
Career: 9, vs. Illinois State, 11/28/14

Rebounds
Season: 2*, vs. Florida A&M, 12/28/14
Career: 2*, vs. Florida A&M, 12/28/14

Assists
Season: 3, vs. Illinois State, 11/28/14
Career: 3, vs. Illinois State, 11/28/14

Steals
Season: 2*, vs. Wisconsin, 12/4/14
Career: 2*, vs. Wisconsin, 12/4/14

Blocked Shots
Season: 1*, vs. Florida A&M, 12/28/14
Career: 1*, vs. Florida A&M, 12/28/14

Field Goals
Season: 4, vs. Illinois State, 11/28/14
Career: 4, vs. Illinois State, 11/28/14

Field Goal Attempts
Season: 5, vs. Illinois State, 11/28/14
Career: 5, vs. Illinois State, 11/28/14

Free Throws
Season: 2*, vs. Jacksonville, 12/6/14
Career: 2*, vs. Jacksonville, 12/6/14

Free Throw Attempts
Season: 2*, vs. Jacksonville, 12/6/14
Career: 2*, vs. Jacksonville, 12/6/14

3-Point Field Goals
Season: 1, vs. Illinois State, 11/28/14
Career: 1, vs. Illinois State, 11/28/14

3-Point Field Goal Attempts
Season: 2, vs. Illinois State, 11/28/14
Career: 2, vs. Illinois State, 11/28/14

Minutes
Season: 17, vs. Illinois State, 11/28/14
Career: 17, vs. Illinois State, 11/28/14

**Recorded more than once with most recent listed*

CAREER STATISTICS

					Total			3-Point			Free Throws			Rebounds							Scoring
Season	GP	GS	Min.	Avg.	FG	FGA	Pct.	FG	FGA	Pct.	FT	FTA	Pct.	REB	Avg.	Ast.	TO	Blk	Stl	Pts.	Avg.
2014-15	10	0	82	8.2	5	10	.500	1	4	.250	4	5	.800	9	0.9	5	11	2	7	15	1.5
CAREER	10	0	82	8.2	5	10	.500	1	4	.250	4	5	.800	9	0.9	5	11	2	7	15	1.5

Jessica Thomas

#3

Sophomore | Guard | 5-6

Gainesville, Fla. | Buchholz

As a Sophomore (2014-15): Recorded seven points and a game-high four assists in the season opener against Oakland (11/14) . . . Led the team with a career-high 17 points and three made three-pointers at Middle Tennessee (11/17) . . . Scored 11 points and had a game-high five assists in the win over UNF (11/21) . . . Had 14 points on 6-of-10 shooting and a game-high five assists against Illinois State (11/28) . . . Posted 10 points and and tied for a game-high three assists in the Miami Thanksgiving Tournament championship win over Tulsa (11/29) . . . Scored 13 points, hit three shots from three-point range and tied for a game-high five rebounds against Jacksonville (12/6) . . . Had eight points in the win over Coppin State (12/13) and tied game highs with five assists, matching her season best, and three steals, equaling her career high . . . Set a career high with four steals at Tulane (12/19) . . . Scored 11 points in the win over Florida A&M (12/28) and set another new career high in steals with five . . . Scored nine points in a career-high 31 minutes in the Miami Holiday Tournament championship game win over LSU (12/29), tying for a game-high three steals.

As a Freshman (2013-14): Played in all 31 games, starting two ... Averaged 5.1 points, 1.9 rebounds and 1.6 assists in 17.2 minutes per game ...Totaled 158 points, 58 rebounds and 50 assists in 533 minutes ... Hit 34.2 percent (52-152) of shots from field, 26.1 percent (24-92) from free and 73.2 percent (30-41) at free throw line ... Appeared in every ACC game where she averaged 3.8 points and 1.5 rebounds in 14.7 minutes ... Totaled 60 points, 22 assists and 24 rebounds... Hit 29.9 percent (20-67) shots from field, 17.5 percent (7-40) from three and 92.9 percent (13-14) at free throw line ... Scored in double-figures in first five games of career ... Finished the year with eight double-figure scoring games ... Season highs: 15 points at Oakland, 11/19/13; 5 rebounds at Oakland, 11/19/13; 6 assists at Oakland, 11/19/13; 3 steals vs. Yale, 11/25/13; 29 minutes played vs. UNF, 11/8/13.

High School: Graduated from Buchholz HS in 2013 ... Named 2013 Florida Miss Basketball ... Was named all-state, first team all-area, 7A MVP, and Father Lopez Christmas Tournament MVP ... Was named team captain and Queen of the Court ... Averaged 32 points, six assists and three steals in senior season ... Team won class 7A State Championship ... Was also member of women's golf team ... Member of National Honor Society and was named Scholar Athlete of the Year.

Personal: Full name is Jessica Lauren Thomas ... Goes by JT ... Born on Oct. 27, 1994, in Gainesville, Fla... Majoring in communications ... Daughter of Tara and Larone Thomas.

2013-14

Opposition	P	R	A
UNF	13	2	2
Richmond	10	4	1
Middle Tennessee	11	4	2
at Oakland	15	5	6
Yale	10	2	3
St. Francis Brooklyn	9	4	2
Missouri	3	1	0
at Minnesota	0	1	0
Coppin State	4	2	0
at Arizona State	10	2	1
Morgan State	2	4	3
New Mexico	2	1	2
Penn	3	1	2
at Wake Forest	4	4	0
Florida State	0	1	1
at Virginia Tech	9	3	2
at Boston College	4	0	1
NC State	5	0	1
at Notre Dame	7	2	3
at Clemson	11	3	2
Duke	0	2	2
at North Carolina	4	3	5
Georgia Tech	11	3	4
Maryland	0	0	0
at Florida State	0	1	0
Syracuse	2	0	0
Wake Forest	0	0	0
at Virginia	3	2	0
Pittsburgh	0	0	1
vs. Florida State	6	1	2
Stetson	2	2	3

2014-15

Opposition	P	R	A
Oakland	7	2	4
at Middle Tennessee	17	2	0
UNF	11	3	5
Arizona State	5	0	2
Illinois State	14	1	5
Tulsa	10	4	3
Wisconsin	5	1	1
Jacksonville	13	5	1
Coppin State	8	2	5
vs. UCLA	0	2	1
at Tulane	5	3	1
Florida A&M	11	0	3
LSU	9	1	2
Boston College	-	-	-
Notre Dame	-	-	-
at Virginia Tech	-	-	-
Clemson	-	-	-
at Duke	-	-	-
Virginia	-	-	-
at Louisville	-	-	-
at Pittsburgh	-	-	-
Virginia Tech	-	-	-
at Florida State	-	-	-
at Syracuse	-	-	-
Georgia Tech	-	-	-
at NC State	-	-	-
North Carolina	-	-	-
at Wake Forest	-	-	-
Florida State	-	-	-

Thomas Season / Career Highs

Points
Season: 17, at Middle Tenn.,11/17/14
Career: 17, at Middle Tenn., 11/17/14

Rebounds
Season: 5*, vs. Jacksonville, 12/6/14
Career: 5*, vs. Jacksonville, 12/6/14

Assists
Season: 5*, vs. Coppin State, 12/13/14
Career: 6, at Oakland, 11/19/13

Steals
Season: 5, vs. Florida A&M, 12/28/14
Career: 5, vs. Florida A&M, 12/28/14

Blocked Shots
Season: 1*, vs.Tulsa, 11/29/14
Career: 1*, vs.Tulsa, 11/29/14

Field Goals
Season: 6*, vs. Illinois State, 11/28/14
Career: 6*, vs. Illinois State, 11/28/14

Field Goal Attempts
Season: 16, at Middle Tenn., 11/17/14
Career: 16, at Middle Tenn., 11/17/14

Free Throws
Season: 5, vs. LSU, 12/29/14
Career: 5, vs. LSU, 12/29/14

Free Throw Attempts
Season: 6, vs. LSU, 12/29/14
Career: 7, at Oakland, 11/19/13

3-Point Field Goals
Season: 3*, vs. Florida A&M, 12/28/14
Career: 4, at Oakland, 11/19/13

3-Point Field Goal Attempts
Season: 7, vs. Jacksonville, 12/6/14
Career: 7*, vs. Jacksonville, 12/6/14

Minutes
Season: 31, vs. LSU, 12/29/14
Career: 31, vs. LSU, 12/29/14

**Recorded more than once with most recent listed*

CAREER STATISTICS

					Total			3-Point			Free Throws			Rebounds							Scoring
Season	GP	GS	Min.	Avg.	FG	FGA	Pct.	FG	FGA	Pct.	FT	FTA	Pct.	REB	Avg.	Ast.	TO	Blk	Stl	Pts.	Avg.
2013-14	31	2	533	17.2	52	152	.342	24	92	.261	30	41	.732	58	1.9	50	57	3	27	158	5.1
2014-15	13	13	319	24.5	39	112	.348	19	62	.302	18	25	.720	26	2.0	33	34	1	24	115	8.8
TOTAL	44	15	852	19.4	91	264	.345	43	154	.279	48	66	.727	84	1.9	83	91	4	51	273	6.2

Nigia Greene

RS Freshman | Guard | 5-10

#5

Atlanta, Ga. | St. Francis

As a Redshirt Freshman (2014-15): Scored eight points and shot 2-of-3 from three-point range in her Miami debut against Oakland (11/14) . . . Scored 10 points in her first career road game at Middle Tennessee (11/17) . . . Posted seven points in the first start of her career in Miami's win over UNF (11/21) . . . Tied for the team lead with a career-high 16 points against Illinois State (11/28) and also posted multiple steals for third straight game, at least tying for the team lead each time . . . Had 12 points in the Hurricanes' win over Jacksonville (12/6) . . . Scored a game-high 11 points against Coppin State (12/13), giving her double digits for the fourth time in her first nine career games . . . Had eight points and hit two three-pointers in Miami's win over UCLA (12/18) . . . Posted 14 points and set career highs in made three-pointers (three) and minutes played (27) against Florida A&M (12/28).

As a Freshman (2013-14): Redshirted due to knee injury.

High School: Graduated from Saint Francis HS in 2013 ... Was ranked No. 41 overall in nation and eighth at position according to ESPN HoopGurlz ... Averaged 18 points per game while leading St. Francis to a 25-6 record ... Played for Peak Performance National ... Named to North Fulton All-Metro Honorable Mention ... As a sophomore was named Georgia All-State Class A Second Team.

Personal: Full name is Nigia Greene ... Goes by Gia ... Born on Oct. 5, 1994, in Chesapeake, Va. ... Majoring in computer science ... Hobbies include shopping and listening to music ... Daughter of Shikena Greene.

2014-15

Opposition	P	R	A
Oakland	8	1	0
at Middle Tennessee	10	3	0
UNF	7	2	2
Arizona State	0	1	0
Illinois State	16	2	0
Tulsa	3	2	0
Wisconsin	3	0	0
Jacksonville	12	1	1
Coppin State	11	3	0
vs. UCLA	8	1	1
at Tulane	0	0	0
Florida A&M	14	3	2
LSU	7	1	0
Boston College	-	-	-
Notre Dame	-	-	-
at Virginia Tech	-	-	-
Clemson	-	-	-
at Duke	-	-	-
Virginia	-	-	-
at Louisville	-	-	-
at Pittsburgh	-	-	-
Virginia Tech	-	-	-
at Florida State	-	-	-
at Syracuse	-	-	-
Georgia Tech	-	-	-
at NC State	-	-	-
North Carolina	-	-	-
at Wake Forest	-	-	-
Florida State	-	-	-

Greene Season / Career Highs

Points
Season: 16, vs. Illinois State, 11/28/14
Career: 16, vs. Illinois State, 11/28/14

Rebounds
Season: 3*, vs. Florida A&M, 12/28/14
Career: 3*, vs. Florida A&M, 12/28/14

Assists
Season: 2*, vs. Florida A&M, 12/28/14
Career: 2*, vs. Florida A&M, 12/28/14

Steals
Season: 3*, vs. Florida A&M, 12/28/14
Career: 3*, vs. Florida A&M, 12/28/14

Blocked Shots
Season: N/A
Career: N/A

Field Goals
Season: 6, vs. Illinois State, 11/28/14
Career: 6, vs. Illinois State, 11/28/14

Field Goal Attempts
Season: 15, vs. Illinois State, 11/28/14
Career: 15, vs. Illinois State, 11/28/14

Free Throws
Season: 2*, vs. Jacksonville, 12/6/14
Career: 2*, vs. Jacksonville, 12/6/14

Free Throw Attempts
Season: 2*, vs. Florida A&M, 12/28/14
Career: 2*, vs. Florida A&M, 12/28/14

3-Point Field Goals
Season: 3, vs. Florida A&M, 12/28/14
Career: 3, vs. Florida A&M, 12/28/14

3-Point Field Goal Attempts
Season: 8, vs. Coppin State, 12/13/14
Career: 8, vs. Coppin State, 12/13/14

Minutes
Season: 27, vs. Florida A&M, 12/28/14
Career: 27, vs. Florida A&M, 12/28/14

**Recorded more than once with most recent listed*

CAREER STATISTICS

					Total			3-Point			Free Throws			Rebounds							Scoring
Season	GP	GS	Min.	Avg.	FG	FGA	Pct.	FG	FGA	Pct.	FT	FTA	Pct.	REB	Avg.	Ast.	TO	Blk	Stl	Pts.	Avg.
2014-15	13	4	217	16.7	35	83	.422	18	53	.340	11	12	.917	20	1.5	6	12	0	20	99	7.6
CAREER	13	4	217	16.7	35	83	.422	18	53	.340	11	12	.917	20	1.5	6	12	0	20	99	7.6

Michelle Woods

#10

RS Junior | Guard | 5-8

Naples, Fla. | Community

As a Redshirt Junior (2014-15): Started the season opener against Oakland (11/14) in her return to the court, posting five points, four rebounds and two assists . . . Scored 11 points in the road opener at Middle Tennessee (11/17), setting career highs in free throws made (seven) and attempted (13) . . . Had nine points against Arizona State (11/25) . . . Recorded eight points and six rebounds in the win over Illinois State (11/25) . . . Recorded eight points and six rebounds in the win over Illinois State (11/28) . . . Scored a season-high 17 points against UCLA (12/18), connecting on three shots from three-point range to also set a new season best and dishing out three assists to tie her then season high . . . Led all scorers by tying her season best with 17 points in Miami's victory over Florida A&M (12/28) and also set new season bests in assists (four) and made field goals six) . . . Matched her season high with a game-high four assists in the Miami Holiday Tournament championship game win over LSU (12/29).

As a Junior (2013-14): Redshirted due to injury.

As a Sophomore (2012-13): Grabbed a career-best eight rebounds vs. Virginia Tech in the first round of the ACC Tournament (3/7)... Scored nine points vs. Florida State (2/10)... Poured in 15 points, grabbed five rebounds and dished out six assists vs. Virginia Tech (2/3)... Scored 15 points to go with five rebounds and four assists vs. NC State (12/20)... Dished out a career-best six assists to go with nine points vs. Alcorn State (12/3)... Scored 11 points and grabbed five rebounds in Miami's win over No. 6 Penn State (11/29)... For second straight game, scored a new career best, pouring in 20 at Richmond (11/12)... Scored career-best 19 points while hitting 5-of-7 3-pointers, also added four rebounds vs. UNF (11/9).

As a Freshman (2011-12): Grabbed season-best five rebounds vs. North Carolina (2/8)... Scored eight points to go with three assists vs. Clemson (2/5)... Dished out team-high four assists at Boston College (1/29)... Scored nine rebounds and grabbed three rebounds vs. Wake Forest (1/26)... Grabbed season-best four rebounds vs. Holy Cross (12/28)... In only 11 minutes at Georgetown (12/21), hit three 3-pointers in seven attempts, for all nine points... Scored freshman season-high 13 points vs. ULM (12/16) to go along with five assists and three steals... Scored seven points with pair of assists vs. USF (11/24).. Had hand in on six steals to go with five points and three assists against Prairie View A&M (11/17)... In collegiate debut against Texas-Pan American (11/11), scored seven points and hit one of three UM 3-pointers, to go along with three steals.

High School: Ranked as high as No. 44 overall prospect by ESPN HoopGurlz.com and No. 10 best shooting guard by AllStarGirlsReport.com... Finished high school with 2,365 career points... Averaged 18 points, 5.5 rebounds, and 4.0 assists per game at Naples Community School... Named 2A state player of the year during sophomore and senior years... Led team to two state championships and five district championships.

2011-12

Opposition	P	R	A
Texas Pan-American	7	1	0
at Tennessee	0	1	0
Prairie View A&M	5	1	3
at Alaska-Anchorage	4	0	1
vs. USF	7	2	2
Longwood	2	3	1
at Michigan State	5	2	0
Rutgers	0	2	0
Ole Miss	3	2	0
Lousiana-Monroe	13	3	5
at Georgetown	9	1	0
Holy Cross	2	4	0
VCU	0	0	3
at North Carolina	0	0	1
NC State	0	0	0
at Georgia Tech	2	0	1
Maryland	-	-	-
at Florida State	0	0	0
at Virginia	0	0	1
Virginia Tech	1	2	1
Wake Forest	9	3	0
at Boston College	0	0	4
Clemson	8	4	3
North Carolina	1	5	2
at Maryland	1	2	0
at NC State	3	1	1
Florida State	0	0	0
at Duke	2	0	1
Boston College	2	2	0
vs. Wake Forest	2	1	0
vs. Idaho State	7	1	0
at Gonzaga	2	1	0

2012-13

Opposition	P	R	A
UNF	19	4	0
at Richmond	20	2	1
Tennessee	17	4	2
Florida Atlantic	4	4	4
Radford	4	1	2
Penn State	11	5	1
Alcorn State	9	3	6
Davidson	5	4	1
at Rutgers	1	1	0
NC State	15	5	4
Central Conn. State	0	2	4
Wisconsin	6	3	4
Clemson	8	2	4
Virginia	2	3	2
at Maryland	1	2	2
at Florida State	0	0	1
Georgia Tech	-	-	-
at Virginia	0	0	0
at Wake Forest	7	1	1
North Carolina	4	1	0
at Duke	6	3	4
Virginia Tech	15	5	6
at Clemson	0	2	1
Florida State	9	2	2
Boston College	3	4	4
at NC State	2	1	1
at Georgia Tech	3	3	1
Duke	2	3	2
at Virginia Tech	3	1	4
vs. Virginia Tech	4	8	1
vs.Florida State	2	2	0
at Iowa	2	7	1

2014-15

Opposition	P	R	A
Oakland	5	4	2
at Middle Tennessee	11	4	0
UNF	2	3	3
Arizona State	9	3	2
Illinois State	8	6	1
Tulsa	3	5	2
Wisconsin	0	4	0
Jacksonville	3	4	2
Coppin State	0	2	1
vs. UCLA	17	5	3
at Tulane	5	2	1
Florida A&M	17	5	4
LSU	5	4	4
Boston College	-	-	-
Notre Dame	-	-	-
at Virginia Tech	-	-	-
Clemson	-	-	-
at Duke	-	-	-
Virginia	-	-	-
at Louisville	-	-	-
at Pittsburgh	-	-	-
Virginia Tech	-	-	-
at Florida State	-	-	-
at Syracuse	-	-	-
Georgia Tech	-	-	-
at NC State	-	-	-
North Carolina	-	-	-
at Wake Forest	-	-	-
Florida State	-	-	-

Woods Season / Career Highs

Points
Season: 17*, vs. Florida A&M, 12/28/14
Career: 20, at Richmond, 11/12/12

Rebounds
Season: 6, vs. Illinois State, 11/28/14
Career: 8, vs. Virginia Tech, 3/7/13

Assists
Season: 4*, vs. LSU, 12/29/14
Career: 6*, vs. Virginia Tech, 2/3/13

Steals
Season: 3, at Tulane, 12/19/14
Career: 6, vs. Prairie View A&M, 11/17/11

Blocked Shots
Season: 1*, vs. Wisconsin, 12/4/14
Career: 2, vs. Penn State, 11/29/12

Field Goals
Season: 6, vs. Florida A&M, 12/28/14
Career: 7, vs. North Florida, 11/9/12

Field Goal Attempts
Season: 11, vs. Illinois State, 11/28/14
Career: 13, vs. Tennessee, 11/12/12

Free Throws
Season: 7, at Middle Tenn., 11/17/14
Career: 7, at Middle Tenn., 11/17/14

Free Throw Attempts
Season: 13, at Middle Tenn., 11/17/14
Career: 13, at Middle Tenn., 11/17/14

3-Point Field Goals
Season: 4, vs. Florida A&M, 12/28/14
Career: 5, vs. North Florida, 11/9/12

3-Point Field Goal Attempts
Season: 5*, vs. Florida A&M, 12/28/14
Career: 8, vs. Virginia Tech, 2/3/13

Minutes
Season: 29, vs. Oakland, 11/14/14
Career: 33, at Richmond, 11/12/12

**Recorded more than once with most recent listed*

CAREER STATISTICS

					Total			3-Point			Free Throws			Rebounds							Scoring
Season	GP	GS	Min.	Avg.	FG	FGA	Pct.	FG	FGA	Pct.	FT	FTA	Pct.	REB	Avg.	Ast.	TO	Blk	Stl	Pts.	Avg.
2011-12	31	0	350	11.3	29	92	.315	15	58	.259	24	33	.727	44	1.4	30	31	0	31	97	3.1
2012-13	31	15	698	22.5	62	183	.339	24	83	.289	36	62	.581	88	2.8	67	85	7	35	184	5.9
2014-15	13	3	293	22.5	25	76	.329	9	32	.281	26	39	.667	51	3.9	25	25	2	18	85	6.5
TOTAL	75	18	1341	17.9	116	351	.330	48	173	.277	86	134	.642	183	2.4	122	141	9	84	366	4.9

Laura Quevedo

#12

Freshman | Forward | 6-1

Madrid, Spain | Rivas Ecópolis

As a Freshman (2014-15: Made her Hurricane debut in the win over Oakland (11/14), posting three points and seven rebounds . . . Scored a career-high 15 points on 6-of-9 shooting, including 3-of-6 from three-point range, in her first career start against UNF (11/21), also tying for a game-high six rebounds . . . Led all players and set a career best with nine rebounds against Arizona State (11/25), also scoring six points and blocking a shot for the first time . . . Scored seven points and tied for the team high with seven rebounds in the win against Illinois State (11/28) . . . Had seven points and a game-high seven rebounds against Coppin State (12/13) . . . Posted nine points, tied for the team lead with six rebounds, shot 6-of-6 at the free throw line, and set a career high with three assists in the win over Florida A&M (12/28).

High School: Played as an amateur at the professional level in the Spanish Basketball Federation Women's League for Rivas Ecópolis . . . Won the league championship with the Rivas Ecópolis first team . . . Won the Madrid League with the junior team . . . Named the Madrid League MVP in 2011 and 2013 . . . Helped lead Spain to a bronze medal at the 2014 U18 European Championship, averaging 10.8 points and 6.2 rebounds per game . . . Won a silver medal with Spain at the 2014 U20 European Championship . . . Claimed a gold medal at the 2013 U18 European Championship . . . Finished with a bronze medal at the 2013 U18 3x3 World Championship . . . Helped Spain to a silver medal at the 2012 U17 World Championship . . . Won a gold medal at the 2012 U16 European Championship, scoring 12 points in Spain's title game win against Italy.

Personal: Full name is Laura Quevedo Cañizares . . . Born April 15, 1996 . . . Parents are Manoli Canizares López and Miquel Quevedo Lahuerta . . . Has an older sister, Yaiza . . . Intends to major in economics . . . Favorite athlete is tennis star Rafael Nadal . . . Came to UM from Spain because she liked the team, the city and the weather.

2014-15

Opposition	P	R	A
Oakland	3	7	1
at Middle Tennessee	0	3	2
UNF	15	6	1
Arizona State	6	9	1
Illinois State	7	7	1
Tulsa	2	2	1
Wisconsin	7	4	2
Jacksonville	2	4	2
Coppin State	7	7	0
vs. UCLA	4	4	1
at Tulane	0	0	0
Florida A&M	9	6	3
LSU	8	3	0
Boston College	-	-	-
Notre Dame	-	-	-
at Virginia Tech	-	-	-
Clemson	-	-	-
at Duke	-	-	-
Virginia	-	-	-
at Louisville	-	-	-
at Pittsburgh	-	-	-
Virginia Tech	-	-	-
at Florida State	-	-	-
at Syracuse	-	-	-
Georgia Tech	-	-	-
at NC State	-	-	-
North Carolina	-	-	-
at Wake Forest	-	-	-
Florida State	-	-	-

Quevedo Season / Career Highs

Points
Season: 15, vs. UNF, 11/21/14
Career: 15, vs. UNF, 11/21/14

Rebounds
Season: 9, vs. Arizona State, 11/25/14
Career: 9, vs. Arizona State, 11/25/14

Assists
Season: 3, vs. Florida A&M, 12/28/14
Career: 3, vs. Florida A&M, 12/28/14

Steals
Season: 2*, vs. LSU, 12/29/14
Career: 2*, vs. LSU, 12/29/14

Blocked Shots
Season: 1, vs. Arizona State, 11/25/14
Career: 1, vs. Arizona State, 11/25/14

Field Goals
Season: 6, vs. UNF, 11/21/14
Career: 6, vs. UNF, 11/21/14

Field Goal Attempts
Season: 9, vs. UNF, 11/21/14
Career: 9, vs. UNF, 11/21/14

Free Throws
Season: 6, vs. Florida A&M, 12/28/14
Career: 6, vs. Florida A&M, 12/28/14

Free Throw Attempts
Season: 6, vs. Florida A&M, 12/28/14
Career: 6, vs. Florida A&M, 12/28/14

3-Point Field Goals
Season: 3, vs. UNF, 11/21/14
Career: 3, vs. UNF, 11/21/14

3-Point Field Goal Attempts
Season: 6, vs. UNF, 11/21/14
Career: 6, vs. UNF, 11/21/14

Minutes
Season: 27, vs. Arizona State, 11/25/14
Career: 27, vs. Arizona State, 11/25/14

**Recorded more than once with most recent listed*

CAREER STATISTICS

					Total			3-Point			Free Throws			Rebounds							Scoring
Season	GP	GS	Min.	Avg.	FG	FGA	Pct.	FG	FGA	Pct.	FT	FTA	Pct.	REB	Avg.	Ast.	TO	Blk	Stl	Pts.	Avg.
2014-15	13	11	278	21.4	21	63	.333	12	41	.293	16	18	.889	62	4.8	15	21	1	12	70	5.4
CAREER	13	11	278	21.4	21	63	.333	12	41	.293	16	18	.889	62	4.8	15	21	1	12	70	5.4



Aisha Edwards

Freshman | Guard | 5-8

#14

Boca Raton, Fla. | West Boca Raton

As a Freshman (2014-15): Redshirting due to knee injury.

High School: Graduated from West Boca Raton High School . . . Ranked as the No. 54 player in the class of 2014 by ESPN Hoop Gurlz . . . Also listed as the 10th best player at her position . . . McDonald's All-American Game nominee . . . Named to the 2012 Fab Five by the Sun Sentinel . . . As a sophmore at Coral Springs Charter, helped lead the school to its first ever state tournament appearance . . . Named First Team All-County by the Sun Sentinel as a sophmore.

Personal: Full name is Aisha Ivorna Edwards . . . Born June 4, 1996 . . . Mother is Juliette Anthony . . . Has two brothers, Fitzroy Anthony and IJ Edwards, as well as a sister, Ivorlyn Edwards . . . Intends to major in psychology and minor in business . . . Favorite athlete is LeBron James . . . Chose Miami in part because it has been her dream school since her freshman year of high school.

2014-15

Opposition	P	R	A
Oakland	-	-	-
at Middle Tennessee	-	-	-
UNF	-	-	-
Arizona State	-	-	-
Illinois State	-	-	-
Tulsa	-	-	-
Wisconsin	-	-	-
Jacksonville	-	-	-
Coppin State	-	-	-
vs. UCLA	-	-	-
at Tulane	-	-	-
Florida A&M	-	-	-
LSU	-	-	-
Boston College	-	-	-
Notre Dame	-	-	-
at Virginia Tech	-	-	-
Clemson	-	-	-
at Duke	-	-	-
Virginia	-	-	-
at Louisville	-	-	-
at Pittsburgh	-	-	-
Virginia Tech	-	-	-
at Florida State	-	-	-
at Syracuse	-	-	-
Georgia Tech	-	-	-
at NC State	-	-	-
North Carolina	-	-	-
at Wake Forest	-	-	-
Florida State	-	-	-

Edwards Season / Career Highs

Points
Season: N/A
Career: N/A

Rebounds
Season: N/A
Career: N/A

Assists
Season: N/A
Career: N/A

Steals
Season: N/A
Career: N/A

Blocked Shots
Season: N/A
Career: N/A

Field Goals
Season: N/A
Career: N/A

Field Goal Attempts
Season: N/A
Career: N/A

Free Throws
Season: N/A
Career: N/A

Free Throw Attempts
Season: N/A
Career: N/A

3-Point Field Goals
Season: N/A
Career: N/A

3-Point Field Goal Attempts
Season: N/A
Career: N/A

Minutes
Season: N/A
Career: N/A

CAREER STATISTICS

					Total			3-Point			Free Throws			Rebounds							Scoring
Season	GP	GS	Min.	Avg.	FG	FGA	Pct.	FG	FGA	Pct.	FT	FTA	Pct.	REB	Avg.	Ast.	TO	Blk	Stl	Pts.	Avg.
2014-15	0	0	0	0.0	0	0	.000	0	0	.000	0	0	.000	0	0.0	0	0	0	0	0	0.0
CAREER	0	0	0	0.0	0	0	.000	0	0	.000	0	0	.000	0	0.0	0	0	0	0	0	0.0

Necole Sterling

#15

Senior | Forward | 5-10

Los Angeles, Calif. | Gulf Coast State College (Fla.) | Stonewall Jackson (Va.)

As a Senior (2014-15): Scored five points and grabbed five rebounds against UNF (11/21) . . . Recorded seven points, three rebounds and tied for a game-high with a career best three steals in the win over Illinois State (11/28) . . . Posted 10 points and tied for a team-high two steals in the Miami Thanksgiving Tournament championship game win against Tulsa (11/29) . . . Recorded eight points and made two three-pointers for the second time in her Miami career against Coppin State (12/13) . . . Set career highs in points (20), field goals made (eight), field goal attempts (13), and three-point field goals made (four) in the game at Tulane (12/19) and also had season highs in rebounds (six) and minutes played 27) . . . Scored 15 points and shot 3-of-4 from three-point range in the Miami Holiday Tournament championship game against LSU (12/29) . . . Named to the Miami Holiday Tournament all-tournament team.

As a Junior (2013-14): Appeared in 27 games ... Averaged 5.3 points, 3.0 rebounds and 1.1 assists in 14.6 minutes per game ... Totaled 142 points, 80 rebounds and 29 assists in 394 minutes ... Hit 36.9 percent (52-141) of shots from field, 35.6 percent (16-45) from three and 68.8 percent (22-32) at free throw line ... Played in 13 ACC games ... In ACC play averaged 5.2 points and 2.6 rebounds in 11.5 minutes ... Totaled 67 points, 10 assists and 34 rebounds ... Hit 41.5 percent (22-53) of shots from field, 37.5 percent (6-16) from three and 77.3 percent (17-22) at free throw line ... Provided huge offensive spark down stretch, averaging 9.4 ppg over final seven games ... Reached double-figures in scoring in five games ... Season highs: 16 points vs. Pittsburgh, 3/2/14; 9 rebounds at Oakland, 11/19/13; 5 assists vs. Pittsburgh, 3/2/14; 28 minutes vs. Richmond, 11/10/13.

2013-14

Opposition	P	R	A
UNF	3	7	1
Richmond	14	4	2
Middle Tennessee	9	2	2
at Oakland	6	9	4
Yale	5	2	1
St. Francis Brooklyn	0	1	1
Missouri	-	-	-
at Minnesota	2	2	3
Coppin State	2	2	0
at Arizona State	7	3	0
Morgan State	3	5	1
New Mexico	0	1	0
Penn	10	3	0
at Wake Forest	15	2	4
Florida State	2	0	0
at Virginia Tech	0	0	0
at Boston College	0	0	0
NC State	0	1	0
at Notre Dame	6	4	1
at Clemson	4	6	1
Duke	-	-	-
at North Carolina	-	-	-
Georgia Tech	-	-	-
Maryland	0	2	0
at Florida State	14	7	0
Syracuse	8	1	0
Wake Forest	9	2	0
at Virginia	5	3	2
Pittsburgh	16	5	5
vs. Florida State	14	3	2
Stetson	0	2	2

2014-15

Opposition	P	R	A
Oakland	0	1	1
at Middle Tennessee	0	4	0
UNF	5	5	1
Arizona State	5	2	1
Illinois State	7	3	3
Tulsa	10	3	1
Wisconsin	3	0	0
Jacksonville	3	0	0
Coppin State	8	2	0
vs. UCLA	0	0	1
at Tulane	20	6	1
Florida A&M	3	0	1
LSU	15	3	1
Boston College	-	-	-
Notre Dame	-	-	-
at Virginia Tech	-	-	-
Clemson	-	-	-
at Duke	-	-	-
Virginia	-	-	-
at Louisville	-	-	-
at Pittsburgh	-	-	-
Virginia Tech	-	-	-
at Florida State	-	-	-
at Syracuse	-	-	-
Georgia Tech	-	-	-
at NC State	-	-	-
North Carolina	-	-	-
at Wake Forest	-	-	-
Florida State	-	-	-

Junior College: Sterling comes to Miami by way of Gulf Coast State College ... Was named all-conference and to the All-National Tournament Team.

High School: Graduated from Stonewall Jackson HS in 2011 ... Earned four varsity letters ... Played for AAU team Horizon Sandstorms.

Personal: Born on Aug. 21, 1993 in Los Angeles, Calif. ... Majoring in liberal arts ... Hobbies include watching movies and watching basketball ... Daughter of Zenelta Looper-Scott ... Has one brother, Nicholie Scott.

Sterling Season / Career Highs

Points
Season: 20, at Tulane, 12/19/14
Career: 20, at Tulane, 12/19/14

Rebounds
Season: 6, at Tulane, 12/19/14
Career: 9, at Oakland, 11/19/13

Assists
Season: 3, vs. Illinois State, 11/28/14
Career: 5, vs. Pittsburgh, 3/2/14

Steals
Season: 3, vs. Illinois State, 11/28/14
Career: 3, vs. Illinois State, 11/28/14

Blocked Shots
Season: 1*, at Tulane, 12/19/14
Career: 1*, at Tulane, 12/19/14

Field Goals
Season: 8, at Tulane, 12/19/14
Career: 8, at Tulane, 12/19/14

Field Goal Attempts
Season: 13, at Tulane, 12/19/14
Career: 14, vs. Richmond, 11/10/13

Free Throws
Season: 4, vs. Tulsa, 11/29/14
Career: 4, vs. Tulsa, 11/29/14

Free Throw Attempts
Season: 5, vs. Tulsa, 11/29/14
Career: 5, vs. Tulsa, 11/29/14

3-Point Field Goals
Season: 4, at Tulane, 12/19/14
Career: 4, at Tulane, 12/19/14

3-Point Field Goal Attempts
Season: 6, vs. Coppin State, 12/13/14
Career: 6*, vs. Coppin State, 12/13/14

Minutes
Season: 27, vs. Tulane, 12/19/14
Career: 28*, vs. Richmond 11/10/13

**Recorded more than once with most recent listed*

CAREER STATISTICS

						Total			3-Point			Free Throws			Rebounds							Scoring
Season	GP	GS	Min.	Avg.	FG	FGA	Pct.	FG	FGA	Pct.	FT	FTA	Pct.	REB	Avg.	Ast.	TO	Blk	Stl	Pts.	Avg.
2013-14	27	2	394	14.6	52	141	.369	16	45	.356	22	32	.688	80	3.0	29	40	3	13	142	5.3
2014-15	13	0	226	17.4	28	79	.354	15	44	.341	8	11	.727	29	2.2	11	12	2	12	79	6.1
TOTAL	40	2	620	15.5	80	220	.364	31	89	.348	30	43	.698	109	2.7	40	52	5	25	221	5.5



Keyona Hayes

#20

Junior | Forward | 6-1

Marietta, Ga. | St. Francis

As a Sophomore (2013-14): Started 28 of 31 games ... Averaged 10.5 points, 6.5 rebounds, 1.1 assists in 23.7 minutes per game ... Totaled 327 points, 203 rebounds, 34 assists and 734 minutes ... Hit 50.6 percent (127-251) shots from field, 27.3 (38-115) shots from three and 67.3 (70-104) of shots at free throw line ... Started 11 of 16 ACC games ... In ACC play averaged 9.7 points and 6.1 rebounds in 22.1 minutes ... Totaled 155 points, 12 assists and 97 rebounds ... Connected on 51.7 percent (60-116) from field, 33.3 percent (33-46) from three and 71.7 percent (33-46) at free throw line ... Scored in double-figures in 19 games ... Led Canes in scoring in seven games ... Averaged team-high 14 ppg over last three games while shooting team-best 58 percent ... Finished season with team-high three double-doubles (12/28/13 vs Morgan State, 1/16/14 at Boston College, 3/20/14 vs. Stetson) ... Season highs: 22 points at Virginia, 02/27/14; 13 rebounds at Boston College, 01/16/14; 4 assists vs. Morgan State, 12/28/13; 32 minutes vs. Wake Forest, 02/23/14.

As a Freshman (2012-13):
Jan. 11, 2013 ACC Rookie of the Week

Recorded her fifth double-double of the season with 14 points and 11 rebounds at Georgia Tech (2/24)... Pulled down nine rebounds and scored seven points vs. Boston College (2/17... Netted fourth double-double of season with 12 points and 10 rebounds at Clemson (2/7)... Led Miami with 11 rebounds vs. Virginia Tech (2/3), also scored eight points... Scored seven points at Florida State (1/13)... Named to the UM Holiday All-Tournament Team... Third double-double came with 11 points and 15 rebounds vs. Central Connecticut State (12/28)... Poured in 10 points in ACC opener against NC State (12/20)... Scored 12 points to go with four rebounds and a season-best four block vs. Davidson (12/8)... Pulled down six rebounds in win over No. 6 Penn State (11/29)... Second double-double came vs. FAU, scored new career-high 14 points and grabbed 14 boards (11/23)... Recorded first double-double of collegiate career with 10 points and 11 rebounds at Richmond (11/12)... Scored four points and grabbed two rebounds in collegiate debut vs. UNF (11/9).

High School: Ranked as high as No. 31 overall prospect by Blue Star Basketball... ESPN HoopGurlz ranked as No. 11 forward in nation... Named to 2012 GSWA Class A All-State first team and 2012 Atlanta Journal-Constitution Class A All-State first team averaging 16 points and 6 rebounds as a senior... Averaged 18 points, 12 rebounds, six assists and five blocks per game as junior and 19 points and 13 rebounds as sophomore.

2012-13

Opposition	P	R	A
UNF	4	2	0
at Richmond	10	11	2
Tennessee	7	6	1
Florida Atlantic	14	11	0
Radford	10	5	0
Penn State	4	6	0
Alcorn State	3	0	0
Davidson	12	4	0
at Rutgers	0	3	1
NC State	10	4	0
Central Conn. State	11	15	0
Wisconsin	6	9	0
Clemson	5	1	0
Virginia	4	1	0
at Maryland	2	3	0
at Florida State	7	3	2
Georgia Tech	2	1	0
at Virginia	8	5	0
at Wake Forest	3	2	0
North Carolina	0	1	0
at Duke	2	8	0
Virginia Tech	8	11	0
at Clemson	12	10	0
Florida State	8	10	0
Boston College	7	9	1
at NC State	4	6	1
at Georgia Tech	14	11	1
Duke	2	2	1
at Virginia Tech	2	3	0
vs. Virginia Tech	2	1	0
at Iowa	0	1	0

2013-14

Opposition	P	R	A
UNF	13	9	2
Richmond	2	6	0
Middle Tennessee	12	1	0
at Oakland	15	5	2
Yale	17	7	0
St. Francis Brooklyn	15	5	0
Missouri	0	8	2
at Minnesota	20	6	2
Coppin State	8	12	0
at Arizona State	15	6	2
Morgan State	17	10	4
New Mexico	12	8	2
Penn	3	1	1
at Wake Forest	8	4	0
Florida State	2	3	1
at Virginia Tech	6	12	0
at Boston College	11	13	1
NC State	4	3	1
at Notre Dame	0	7	0
at Clemson	11	7	0
Duke	2	2	0
at North Carolina	14	3	0
Georgia Tech	14	7	2
Maryland	2	1	0
at Florida State	22	8	3
Syracuse	6	7	1
Wake Forest	12	4	0
at Virginia	22	9	2
Pittsburgh	19	7	1
vs. Florida State	10	7	4
Stetson	13	15	1

2014-15

Opposition	P	R	A
Oakland	-	-	-
at Middle Tennessee	-	-	-
UNF	-	-	-
Arizona State	-	-	-
Illinois State	-	-	-
Tulsa	-	-	-
Wisconsin	-	-	-
Jacksonville	-	-	-
Coppin State	-	-	-
vs. UCLA	-	-	-
at Tulane	-	-	-
Florida A&M	-	-	-
LSU	-	-	-
Boston College	-	-	-
Notre Dame	-	-	-
at Virginia Tech	-	-	-
Clemson	-	-	-
at Duke	-	-	-
Virginia	-	-	-
at Louisville	-	-	-
at Pittsburgh	-	-	-
Virginia Tech	-	-	-
at Florida State	-	-	-
at Syracuse	-	-	-
Georgia Tech	-	-	-
at NC State	-	-	-
North Carolina	-	-	-
at Wake Forest	-	-	-
Florida State	-	-	-

Hayes Season / Career Highs

Points
Season: N/A
Career: 22*, at Virginia, 2/27/14

Rebounds
Season: N/A
Career: 15, vs. Central Conn. St., 12/28/12

Assists
Season: N/A
Career: 4, vs. Morgan State, 12/28/13

Steals
Season: N/A
Career: 3*, at Florida State, 2/16/14

Blocked Shots
Season: N/A
Career: 4, vs. Davidson, 12/8/12

Field Goals
Season: N/A
Career: 10, at Virginia, 2/27/14

Field Goal Attempts
Season: N/A
Career: 16, at Florida State, 2/16/14

Free Throws
Season: N/A
Career: 7, vs. Yale, 11/25/13

Free Throw Attempts
Season: N/A
Career: 13, vs. Yale, 11/25/13

3-Point Field Goals
Season: N/A
Career: 1, at Oakland, 11/19/13

3-Point Field Goal Attempts
Season: N/A
Career: 1*, vs. St. Francis BKN, 11/29/13

Minutes
Season: n/a
Career: 32*, vs. Wake Forest, 2/23/14

**Recorded more than once with most recent listed*

CAREER STATISTICS

					Total			3-Point			Free Throws			Rebounds							Scoring
Season	GP	GS	Min.	Avg.	FG	FGA	Pct.	FG	FGA	Pct.	FT	FTA	Pct.	REB	Avg.	Ast.	TO	Blk	Stl	Pts.	Avg.
2012-13	32	0	458	14.3	67	154	.435	0	1	.000	40	59	.678	166	5.2	12	41	18	25	174	5.4
2013-14	31	23	734	23.7	127	251	.506	3	11	.273	70	104	.673	203	6.5	34	68	18	39	327	10.5
2014-15	0	0	0	0.0	0	0	.000	0	0	.000	0	0	.000	0	0.0	0	0	0	0	0	0.0
CAREER	63	23	1192	18.9	194	405	.479	3	12	.250	110	163	.675	369	5.9	46	109	36	64	501	8.0

Jassany Williams

#21

RS Senior | Forward | 6-2

Davie, Fla. | Auburn | Nova

As a Redshirt Senior (2014-15): Lone player on either team to block multiple shots in the season opener against Oakland (11/14) . . . Had a game-high three steals at Middle Tennessee (11/17) to match a then career high and also tied for a game best two blocks, while leading co-leading the team with six rebounds . . . Recorded eight rebounds against Arizona State (11/25) . . . Tied for a team-best seven rebounds in the win over Illinois State (11/28) . . . Posted the second double-double of her career with 12 points and a game-high 12 rebounds in the Miami Thanksgiving Tournament championship game victory over Tulsa (11/29) . . . Named to the Miami Thanksgiving Tournament all-tournament team . . . Led all players with two blocks and a career-high four steals against Jacksonville (12/6) . . . Tied for a game-high nine rebounds and set a season best with three blocks while also recording the 150th block of her career in the win over UCLA (12/18) . . . Recorded 10 points and a game-high nine rebounds at Tulane (12/19) . . . Named to the Tulane/DoubleTree Classic all-tournament team . . . Recorded 10 points and tied for a team-high six rebounds against Florida A&M (12/28).

As a Redshirt Junior (2013-14): Started 11 of 31 games ... Averaged 5.5 points, 5.4 rebounds and 0.8 assists in 19.1 minutes per game ... Totaled 169 points, 167 rebounds, 26 assists in 592 minutes ... Finished fourth in ACC with 57 blocked shots (1.4 per game) ... Hit 45.5 percent (71-156) of shots from field and 55.1 percent (27-49) at free throw line ... Started 4 of 16 ACC games ... In ACC play averaged 4.7 points and 4.1 rebounds ... Totaled 75 points, 10 assists and 66 rebounds ... Hit 49.3 percent (35-71) of shots from field and 33.3 percent (5-15) at free throw line ... Recorded two double-doubles (12/28/13 vs. Morgan State, 1/9/14 vs. Florida State) ... Led team in rebounding in 10 games ... Season highs: 12 points vs. Florida State, 1/9/14; 16 rebounds vs. Middle Tennessee, 11/15/13; 6 blocked shots vs. New Mexico, 12/29/13; 33 minutes played vs. Florida State 1/9/14.

As a Junior (2012-13): Transferred from Auburn University . . . Sat out season due to NCAA transfer rules.

As a Sophomore at Auburn (2011-12): Played in all 30 games, starting nine... Scored 105 points, averaging 3.5 per game... Had season high of 12 points and neared double-double with eight rebounds against Troy... Started and logged nine points, five rebounds, and two blocks in season opener at Mercer... Tied season-high of eight rebounds at FIU... Pulled down 111 rebounds averaging 3.7... Blocked career-high seven shots at Duke, tying for 13th all-time at Auburn in single-game blocks... 57 blocks rank in tie for third all-time among Auburn sophomores in single-season blocks... Finished season ranked fourth in SEC, 47th in country, in blocks with 1.9 per game... Had five games with four or more blocks during 2011-12 season... Transferred from Auburn to Miami (Fla.) following season.

As a Freshman at Auburn (2010-11): Played in all 32 games, starting nine... All nine starts came in the final nine games of the season... Scored 118 points, averaging 3.7 per game; also pulled down 120 rebounds for 3.8 per game... Blocked 23 shots on season, ranking 10th all-time at Auburn in single-season blocks by freshman... Made collegiate debut in season-opener against Mercer, scoring nine points with six rebounds, two blocks and two steals... Earned first collegiate start at LSU, scoring six points with two rebounds and two blocks in 19 minutes... Came off bench to score season-high 13 points against South Alabama... Pulled down season-high 12 rebounds against Alabama... Dished out season-high two assists at Tennessee Tech in WNIT... Blocked two shots in eight different games and tallied three steals each against Florida State, Ole Miss and South Carolina... Named to SEC First-Year Academic Honor Roll and Auburn Academic Top Tiger.

High School: Ranked as No. 59 overall prospect in the country by ESPN.com's HoopGurlz and is seventh-best post prospect in nation... Also received top-100 ranking from All-Star Girls Report, coming in at 83rd... Recognized as ESPN Rise Magazine Player to Watch, led team to state runner-up finish as junior... The state championship appearance was first for any team, boys or girls, at high school... Named to All-Sun-Sentinel and Miami Herald first teams... Also been recognized as part of FAB 5 of Broward County... Averaged 18.9 points, 10.0 rebounds and 3.0 blocks per game as senior... Was runner-up for Florida Class 5A Player of the Year... All-State first team selection... Three-time All-Big 8 Tournament Team selection... Played for South Florida Lady Jaguars club team... Led team to a runner-up finish at the 2005 USSA Girls National Invitational Tournament and was MVP the next year at USSA Treasure Coast State Qualifier... Named MVP of South Florida Lady Jaguar Tournament and Big Orange Classic in 2009.

2013-14

Opposition	P	R	A
UNF	8	7	0
Richmond	4	7	0
Middle Tennessee	9	16	1
at Oakland	9	9	0
Yale	12	4	2
St. Francis Brooklyn	0	1	0
Missouri	4	3	0
at Minnesota	11	3	3
Coppin State	2	4	2
at Arizona State	7	7	2
Morgan State	10	13	1
New Mexico	8	9	2
Penn	8	8	2
at Wake Forest	4	10	2
Florida State	12	11	1
at Virginia Tech	2	3	1
at Boston College	4	0	0
NC State	2	4	0
at Notre Dame	10	6	0
at Clemson	1	5	0
Duke	2	0	0
at North Carolina	5	4	0
Georgia Tech	2	1	1
Maryland	9	4	1
at Florida State	4	2	2
Syracuse	2	5	0
Wake Forest	6	2	0
at Virginia	2	8	1
Pittsburgh	8	1	1
vs. Florida State	0	2	1
Stetson	2	8	0

2014-15

Opposition	P	R	A
Oakland	0	5	0
at Middle Tennessee	4	6	0
UNF	6	1	0
Arizona State	3	8	0
Illinois State	4	7	0
Tulsa	12	12	0
Wisconsin	8	4	0
Jacksonville	2	3	0
Coppin State	4	5	0
vs. UCLA	5	9	0
at Tulane	10	9	1
Florida A&M	10	6	0
LSU	0	3	0
Boston College	-	-	-
Notre Dame	-	-	-
at Virginia Tech	-	-	-
Clemson	-	-	-
at Duke	-	-	-
Virginia	-	-	-
at Louisville	-	-	-
at Pittsburgh	-	-	-
Virginia Tech	-	-	-
at Florida State	-	-	-
at Syracuse	-	-	-
Georgia Tech	-	-	-
at NC State	-	-	-
North Carolina	-	-	-
at Wake Forest	-	-	-
Florida State	-	-	-

Williams Season / Career Highs

(Career includes two years at Auburn University)

Points
Season: 12, vs. Tulsa, 11/29/14
Career: 13, vs. South Alabama, 12/2/10

Rebounds
Season: 12, vs. Tulsa, 11/29/14
Career: 16, vs. Middle Tenn., 11/15/13

Assists
Season: 1, at Tulane, 12/19/14
Career: 3, at Minnesota, 12/5/13

Steals
Season: 4, vs. Jacksonville, 12/6/14
Career: 4, vs. Jacksonville, 12/6/14

Blocked Shots
Season: 3, vs. UCLA, 12/18/14
Career: 7, at Duke, 11/18/11

Field Goals
Season: 5*, vs. Florida A&M, 12/28/14
Career: 6, vs. Florida State, 1/9/14

Field Goal Attempts
Season: 9, vs. Tulsa, 11/29/14
Career: 13, vs. Mercer, 11/12/10

Free Throws
Season: 4, at Tulane, 12/19/14
Career: 4*, at Tulane, 12/19/14

Free Throw Attempts
Season: 6, at Tulane, 12/19/14
Career: 9, vs. Florida State, 2/26/12

3-Point Field Goals
Season: N/A
Career: N/A

3-Point Field Goal Attempts
Season: N/A
Career: N/A

Minutes
Season: 30, vs. Tulsa, 11/29/14
Career: 33, vs. Florida State, 1/9/14

**Recorded more than once with most recent listed*

CAREER STATISTICS

					Total			3-Point			Free Throws			Rebounds						Scoring	
Season	GP	GS	Min.	Avg.	FG	FGA	Pct.	FG	FGA	Pct.	FT	FTA	Pct.	REB	Avg.	Ast.	TO	Blk	Stl	Pts.	Avg.
At Auburn																					
2010-11	32	9	481	15.0	45	113	.398	0	0	.000	28	52	.538	120	3.8	7	39	23	26	118	3.7
2011-12	30	9	451	15.0	42	106	.396	0	0	.000	21	34	.618	111	3.7	7	29	57	20	105	3.5
At Miami																					
2013-14	31	11	592	19.3	71	156	.455	0	0	.000	27	49	.551	167	5.4	26	26	57	13	169	5.5
2014-15	13	13	280	21.5	28	67	.418	0	0	.000	12	16	.750	78	6.0	1	16	19	21	68	5.2
CAREER	106	42	1804	17.0	186	442	.421	0	0	.000	88	151	.583	476	4.5	41	110	156	80	460	4.3

Adrienne Motley

#23

Sophomore | Guard | 5-9

Newport News, Va. | Woodside

As a Sophomore (2014-15): Scored a team-high 21 points on 9-of-15 shooting, grabbed six rebounds, had three assists, and tied for a game-best three steals in the season opening win over Oakland (11/14) . . . Led all players with 21 points in just 22 minutes on 8-of-10 shooting, including 2-of-2 from three-point range, against UNF (11/21) . . . Scored a game-high 21 points on 9-of-16 shooting against Arizona State (11/25) . . . Tied for the game lead with 16 points in only 18 minutes on 7-of-9 shooting in Miami's victory over Illinois State (11/28) . . . Tied for a game-high 17 points and pulled down five rebounds in the Miami Thanksgiving Tournament championship game win against Tulsa (11/29) . . . Named the MVP of the Miami Thanksgiving Tournament . . . Shot 9-of-18 and led all players in points (21), rebounds (seven) and assists (six) in the ACC/Big Ten Challenge win over Wisconsin (12/4) . . . Posted game highs in points (17) and assists (three) against Jacksonville (12/6) . . . Scored in double digits for the eighth straight game with 10 points in the win over Coppin State (12/13) and also tied for game highs with five assists and three steals . . . Set season highs in points (23), made free throws (seven) and free throw attempts (seven), the last of which was also a career best, in Miami's victory against UCLA (12/18) . . . Posted 17 points at Tulane (12/19), scoring in double digits for the 10th straight game . . . Named MVP of the Tulane/DoubleTree Classic . . . Had 12 points, five assists and four rebounds in the win over Florida A&M (12/28) . . . Posted a team-high 16 points and grabbed five rebounds in a season-high 34 minutes in the Miami Holiday Tournament championship game win over LSU (12/29) . . . Named MVP of the Miami Holiday Tournament, her third tournament MVP honor of the season.

2013-14

Opposition	P	R	A
UNF	9	8	2
Richmond	0	3	3
Middle Tennessee	2	3	4
at Oakland	8	3	3
Yale	4	4	2
St. Francis Brooklyn	9	4	2
Missouri	12	4	3
at Minnesota	2	0	1
Coppin State	8	1	5
at Arizona State	6	1	2
Morgan State	10	4	2
New Mexico	18	3	1
Penn	17	6	2
at Wake Forest	10	6	1
Florida State	8	4	5
at Virginia Tech	11	3	3
at Boston College	11	5	0
NC State	14	2	3
at Notre Dame	10	5	1
at Clemson	14	3	1
Duke	15	7	6
at North Carolina	27	8	2
Georgia Tech	26	3	8
Maryland	12	2	0
at Florida State	10	3	0
Syracuse	5	1	3
Wake Forest	15	3	4
at Virginia	21	7	4
Pittsburgh	2	6	2
vs. Florida State	11	5	3
Stetson	16	5	3

2014-15

Opposition	P	R	A
Oakland	21	6	3
at Middle Tennessee	0	3	0
UNF	21	4	1
Arizona State	21	3	0
Illinois State	16	4	2
Tulsa	17	5	0
Wisconsin	21	7	6
Jacksonville	17	1	3
Coppin State	10	3	5
vs. UCLA	23	3	3
at Tulane	17	3	1
Florida A&M	12	4	5
LSU	16	5	1
Boston College	-	-	-
Notre Dame	-	-	-
at Virginia Tech	-	-	-
Clemson	-	-	-
at Duke	-	-	-
Virginia	-	-	-
at Louisville	-	-	-
at Pittsburgh	-	-	-
Virginia Tech	-	-	-
at Florida State	-	-	-
at Syracuse	-	-	-
Georgia Tech	-	-	-
at NC State	-	-	-
North Carolina	-	-	-
at Wake Forest	-	-	-
Florida State	-	-	-

Motley Season / Career Highs

Points
Season: 23, vs. UCLA, 12/18/14
Career: 27, at North Carolina, 2/2/14

Rebounds
Season: 7, vs. Wisconsin, 12/4/14
Career: 8, at North Carolina, 2/2/14

Assists
Season: 6, vs. Wisconsin, 12/4/14
Career: 8, vs. Georgia Tech, 2/09/14

Steals
Season: 3*, vs. Coppin State, 12/13/14
Career: 4*, vs. Wake Forest, 2/23/14

Blocked Shots
Season: 1*, vs. UCLA, 12/18/14
Career: 1*, vs. UCLA, 12/18/14

Field Goals
Season: 9*, vs. Wisconsin, 12/4/14
Career: 11, vs. Georgia Tech, 2/09/14

Field Goal Attempts
Season: 17, vs. Wisconsin, 12/4/14
Career: 17, vs. Wisconsin, 12/4/14

Free Throws
Season: 7, vs. UCLA, 12/18/14
Career: 7, vs. UCLA, 12/18/14

Free Throw Attempts
Season: 7, vs. UCLA, 12/18/14
Career: 8*, vs. Wake Forest, 2/24/14

3-Point Field Goals
Season: 3, at Tulane, 12/19/14
Career: 3*, at Tulane, 12/19/14

3-Point Field Goal Attempts
Season: 6, at Tulane, 12/19/14
Career: 6, at Tulane, 12/19/14

Minutes
Season: 34, vs. LSU, 12/29/14
Career: 36, vs. Georgia Tech, 2/9/14

**Recorded more than once with most recent listed*

As a Freshman (2013-14):
2013-14 ACC All-Rookie Team
2013-14 ACC All-Academic Team
ACC Rookie of the Week, 02/03/14

Started 28 of 31 games played ... Averaged team-leading 11.1 points, 3.9 rebounds, 2.6 assists in 29.3 minutes per game ... Totaled 343 points, 122 rebounds, 82 assists and 908 minutes ... Hit 44.4 percent of shots from field, 30.0 percent (21-70) of shots from three and 72.5 percent (66-91) of shots at free throw line ... Started all 16 ACC games ... In ACC play averaged team-best 13.2 points and 4.3 rebounds in 31.1 minutes ... Totaled 211 points, team-high 43 assists and 68 rebounds ... Connected on 48.5 percent (79-163) from field, 38.9 percent (14-36) from three and 0.9 percent (39-55) at free throw line ... Reached double-figures in 10-straight ACC games from 1/9/14 to 1/16/14 ... Reached double-figures scoring in all but three ACC games ... Led the team in scoring in nine games ... Finished fifth among freshman in ACC play with 13.2 ppg ... Averaged impressive 15.8 ppg against Top-10 opponents (Notre Dame, Duke, UNC, Maryland) ... Season highs: 26 points at No. 6 North Carolina, 2/2/14; 8 rebounds at No. 6 North Carolina, 2/2/14; 4 steals vs. Wake Forest 2/23/14; 36 minutes vs. Georgia Tech, 2/9/14.

High School: Graduated from Woodside HS in 2013 ... TCIS Player of the Year ... Named TCIS first-team All-Conference ... Named 2011, 2012, and 2013 Peninsula District Player of the Year ... 2012 and 2013 Gatorade Player of the Year Finalist ... 2012 and 2013 first team all-state ... Nominee for 2013 McDonalds All-American Game ... Rated No. 27 overall and No. 7 guard in 2013 ESPN HoopGurlz Recruiting Rankings ... Recipient of 2013 Peninsula Sports Club Award, Outstanding High School Female Athlete of the Year ... 2012 Virginia Co-Player of the Year ... 2011-12 Eastern Region Player of the Year.

Personal: Born on Sept. 27, 1995, in Amsterdam, Netherlands ... Hobbies include listening to music ... Majoring in communications/broadcast journalism ... Held summer jobs at Hampton University communications program and as youth league coach ... Names Rajon Rondo as athletic role model ... Her uncle, Kenny Harris, played basketball at VCU ... Daughter of Adrian and Norma Motley ... Has two sisters, Nikesha Williams and Dominique Mason.

CAREER STATISTICS

					Total			3-Point			Free Throws			Rebounds							Scoring
Season	GP	GS	Min.	Avg.	FG	FGA	Pct.	FG	FGA	Pct.	FT	FTA	Pct.	REB	Avg.	Ast.	TO	Blk	Stl	Pts.	Avg.
2013-14	31	28	908	29.3	128	288	.444	21	70	.300	66	91	.725	122	3.9	82	64	5	39	343	11.1
2014-15	13	13	357	27.5	80	151	.530	13	32	.406	39	44	.886	51	3.9	30	18	2	17	212	16.3
TOTAL	44	41	1265	28.8	208	439	.474	34	102	.333	105	135	.778	173	3.9	112	82	7	56	555	12.6

Khaila Prather

#25

Freshman | Forward | 6-1

Upper Marlboro, Md. | Riverdale Baptist

As a Freshman (2014-15): Made her Miami debut against Oakland (11/14), scoring four points in the game . . . Had a career-best six rebounds in 13 minutes in the win over UNF (11/21) to tie for the game high. . . Grabbed five rebounds against Illinois State (11/28) . . . Her five rebounds in 11 minutes against Jacksonville (12/6) tied for the game high . . . Set a career high with five points in the win over Coppin State (12/13) in 12 minutes of action . . . Set new career highs with six points, three made field goals and 16 minutes played against Florida A&M (12/28), also grabbing five rebounds in the game . . . Matched career highs with six points, a team-high six rebounds, three made field goals, and two steals in the Miami Holiday Tournament championship game against LSU (12/29).

High School: Graduated from Riverdale Baptist School . . . Won the Dick's Sporting Goods High School National Tournament at Madison Square Garden as a senior and the National Association of Christian Athletes championship . . . Averaged 12 points, 12 rebounds and 2.5 blocks as a senior and her team was ranked No. 10 by ESPN . . . McDonald's All-American Game nomiee and MVP of the 2014 Roundball Classic . . . Selected to the All-Gazette Second Team as a senior . . . As a junior at North Point High School, helped the team to a 4A state title and the first undefeated season in school history at 27-0, finishing No. 25 in the ESPN rankings . . . Started every game of her high school basketball career . . . Received two varisty letters in cross country and two in track & field . . . Won the Minds in Motion Scholar Award and the Scholar Athlete Award at North Point . . . Riverdale Baptist Distinguished Honor Roll as a senior, North Point Highest Honors and Honor Roll the prior three years . . . Member of the National Honor Society . . . Tianna Hawkins of the Washington Mystics also attended Riverdale Baptist.

Personal: Full name is Khaila Alese Prather . . . Nicknames are KP and KK . . . Born June 21, 1996 . . . Parents are Craig and Susan Prather . . . Has an older brother, Craig, Jr. . . . Father is a captain in the US Navy and played basketball at the US Naval Academy, where he was a teammate of eventual NBA Hall of Famer David Robinson on the 1986-87 team that went 30-5 . . . Intends to take a pre-med track academically . . . Career goal is to be a pediatrician . . . Enjoys writing poetry and reading . . . Athletic role models are Elena Delle Donne of the Chicago Sky and Candace Parker of the Los Angeles Sparks.

2014-15

Opposition	P	R	A
Oakland	4	1	0
at Middle Tennessee	0	3	0
UNF	3	6	0
Arizona State	0	0	0
Illinois State	2	5	0
Tulsa	2	4	1
Wisconsin	0	2	0
Jacksonville	2	5	0
Coppin State	5	4	1
vs. UCLA	0	0	0
at Tulane	0	0	0
Florida A&M	6	5	1
LSU	6	6	0
Boston College	-	-	-
Notre Dame	-	-	-
at Virginia Tech	-	-	-
Clemson	-	-	-
at Duke	-	-	-
Virginia	-	-	-
at Louisville	-	-	-
at Pittsburgh	-	-	-
Virginia Tech	-	-	-
at Florida State	-	-	-
at Syracuse	-	-	-
Georgia Tech	-	-	-
at NC State	-	-	-
North Carolina	-	-	-
at Wake Forest	-	-	-
Florida State	-	-	-

Prather Season / Career Highs

Points
Season: 6*, vs. LSU, 12/29/14
Career: 6*, vs. LSU, 12/29/14

Rebounds
Season: 6*, vs. LSU, 12/29/14
Career: 6*, vs. LSU, 12/29/14

Assists
Season: 1*, vs. Florida A&M, 12/28/14
Career: 1*, vs. Florida A&M, 12/28/14

Steals
Season: 2*, vs. LSU, 12/29/14
Career: 2*, vs. LSU, 12/29/14

Blocked Shots
Season: 1*, vs. Florida A&M, 12/28/14
Career: 1*, vs. Florida A&M, 12/28/14

Field Goals
Season: 3*, vs. LSU, 12/29/14
Career: 3*, vs. LSU, 12/29/14

Field Goal Attempts
Season: 6, vs. Florida A&M, 12/28/14
Career: 6, vs. Florida A&M, 12/28/14

Free Throws
Season: 3, vs. UNF, 11/21/14
Career: 3, vs. UNF, 11/21/14

Free Throw Attempts
Season: 4*, vs. Tulsa, 11/29/14
Career: 4*, vs. Tulsa, 11/29/14

3-Point Field Goals
Season: N/A
Career: N/A

3-Point Field Goal Attempts
Season: N/A
Career: N/A

Minutes
Season: 21, vs. Florida A&M, 12/28/14
Career: 21, vs. Florida A&M, 12/28/14

**Recorded more than once with most recent listed*

CAREER STATISTICS

					Total			3-Point			Free Throws			Rebounds							Scoring
Season	GP	GS	Min.	Avg.	FG	FGA	Pct.	FG	FGA	Pct.	FT	FTA	Pct.	REB	Avg.	Ast.	TO	Blk	Stl	Pts.	Avg.
2014-15	13	0	139	10.7	11	32	.344	0	0	.000	8	16	.500	41	3.2	3	15	5	6	30	2.3
CAREER	13	0	139	10.7	11	32	.344	0	0	.000	8	16	.500	41	3.2	3	15	5	6	30	2.3

Erykah Davenport

#30

Freshman | Forward | 6-2

Tucker, Ga. | Tucker

As a Freshman (2014-15): Had six points, two rebounds and one block in her Hurricane debut against Oakland (11/14) . . . Had five points, two rebounds, one block, and shot 3-of-4 at the line against Illinois State (11/28) . . . Recorded a block in each of the first five games of her career . . . Set career bests in points (nine), rebounds (five), field goals (four), and field goal attempts (six) in the win over Jacksonville (12/6), with her five boards tying for the team lead . . . Matched her career top mark with five rebounds against Coppin Sate (12/13) and also set a new career best with 16 minutes played.

High School: Graduated from Tucker High School . . . Selected as the 5A Georgia Player of the Year as a senior . . . Team captain and team MVP as both a junior and senior . . . Averaged 15 points, 10 rebounds, six assists and four steals as senior, leading her team in scoring, rebounding and steals . . . Won the first state title in school history as a senior, finishing the season with a 27-4 record . . . Averaged 16 points and nine rebounds as a junior . . . Named all-state as a sophomore and junior . . . Received a varsity letter in basketball all four years of high school . . . Played on the volleyball team as a junior and senior . . . Junior class president . . . Graduated with honors distinction . . . Member of the beta club . . . Part of the Cupcake Kids, a volunteer organization . . . High school prom queen . . . Notable Tucker alumni in athletics include Dwayne Harris of the Dallas Cowboys and former NBA player MarShon Brooks, who now plays in Italy.

Personal: Full name is Erykah Joyn'e Davenport . . . Nickname is "E" . . . Born July 24, 1996 . . . Mother is Quovadis Davenport . . . Has an older brother, Erus . . . Intends to major in public health . . . Enjoys singing and taking pictures . . . Favorite athlete is Érika de Souza of the Atlanta Dream.

2014-15

Opposition	P	R	A
Oakland	6	2	0
at Middle Tennessee	0	2	0
UNF	2	4	0
Arizona State	4	2	0
Illinois State	5	2	0
Tulsa	0	0	0
Wisconsin	0	2	0
Jacksonville	9	5	1
Coppin State	5	5	0
vs. UCLA	4	4	0
at Tulane	4	0	0
Florida A&M	1	5	0
LSU	0	1	0
Boston College	-	-	-
Notre Dame	-	-	-
at Virginia Tech	-	-	-
Clemson	-	-	-
at Duke	-	-	-
Virginia	-	-	-
at Louisville	-	-	-
at Pittsburgh	-	-	-
Virginia Tech	-	-	-
at Florida State	-	-	-
at Syracuse	-	-	-
Georgia Tech	-	-	-
at NC State	-	-	-
North Carolina	-	-	-
at Wake Forest	-	-	-
Florida State	-	-	-

Davenport Season / Career Highs

Points
Season: 9, vs. Jacksonville, 12/6/14
Career: 9, vs. Jacksonville, 12/6/14

Rebounds
Season: 5*, vs. Florida A&M, 12/28/14
Career: 5*, vs. Florida A&M, 12/28/14

Assists
Season: 1, vs. Jacksonville, 12/6/14
Career: 1, vs. Jacksonville, 12/6/14

Steals
Season: 2, at Tulane, 12/19/14
Career: 2, at Tulane, 12/19/14

Blocked Shots
Season: 1*, vs. Coppin State, 12/13/14
Career: 1*, vs. Coppin State, 12/13/14

Field Goals
Season: 4, vs. Jacksonville, 12/6/14
Career: 4, vs. Jacksonville, 12/6/14

Field Goal Attempts
Season: 6, vs. Jacksonville, 12/6/14
Career: 6, vs. Jacksonville, 12/6/14

Free Throws
Season: 3, vs. Illinois State, 11/28/14
Career: 3, vs. Illinois State, 11/28/14

Free Throw Attempts
Season: 4*, vs. Coppin State, 12/13/14
Career: 4*, vs. Coppin State, 12/13/14

3-Point Field Goals
Season: N/A
Career: N/A

3-Point Field Goal Attempts
Season: N/A
Career: N/A

Minutes
Season: 18, vs. Florida A&M, 12/28/14
Career: 18, vs. Florida A&M, 12/28/14

**Recorded more than once with most recent listed*

CAREER STATISTICS

					Total			3-Point			Free Throws			Rebounds							Scoring
Season	GP	GS	Min.	Avg.	FG	FGA	Pct.	FG	FGA	Pct.	FT	FTA	Pct.	REB	Avg.	Ast.	TO	Blk	Stl	Pts.	Avg.
2014-15	13	0	129	9.9	17	37	.459	0	0	.000	6	17	.353	34	2.6	1	19	6	8	40	3.1
CAREER	13	0	129	9.9	17	37	.459	0	0	.000	6	17	.353	34	2.6	1	19	6	8	40	3.1

Suriya McGuire

Senior | Guard | 5-11

#33

Minneapolis, Minn. | Roosevelt

As a Senior (2014-15): Recorded the second double-double of her career with 12 points a game-high 10 rebounds in the season opening win over Oakland (11/14), also tying for a game-high three steals . . . Led the team in assists (three), tied for the team lead in rebounds (six) and tied for a game-high in blocks (two) at Middle Tennessee (11/17) . . . Had 10 points and five rebounds in the Miami Thanksgiving Tournament championship game win against Tulsa (11/29) . . . Scored 19 points and matched a career high with a game-high five steals in Miami's ACC/Big Ten Challenge victory over Wisconsin (12/4) . . . Had 10 points, five rebounds and tied a game high with three steals against Coppin State (12/13), while also matching a career best with eight made free throws . . . Scored 13 points in the win over UCLA (12/18) and also attempted 10 free throws for the second straight game, making seven . . . Had a team-high five assists at Tulane (12/19), setting a new season best, and also pulled down eight rebounds . . . Scored 10 points and had three assists in the Miami Holiday Tournament championship game victory over LSU (12/29).

As a Junior (2013-14): Started 21 of 31 games ... Averaged 9.2 points, 4.5 rebounds, 1.6 assists in 24.8 minutes per game ... Totaled 286 points, 140 rebounds, 51 assists and 768 minutes ... Hit 42.8 percent (115-269) shots from field, 14.8 percent (4-27) from three and 56.5 percent (52-92) at free throw line ... Started 9 of 16 ACC games ... In ACC play averaged 8.7 points and 4.6 rebounds in 25.0 minutes ... Totaled 139 points, 22 assists and 73 rebounds ... Hit 39.9 percent (57-145) from field, 11.8 percent (2-17) from three and 54.8 percent (23-42) at free throw line ... Notched 14 double-figure scoring games ... Started season with three straight double-figure scoring games and four of first five ... Led the Canes in scoring in two games ... Season highs: 23 points vs. Duke, 01/30/14; 13 rebounds at Florida State, 2/16/14; 5 assists vs. NC State, 1/19/14; 4 steals vs. UNF, 11/8/13; 35 minutes vs. Richmond, 11/10/13.

As a Sophomore (2012-13): Scored 13 points and pulled down a career-best seven rebounds vs. Florida State (3/8)... Scored 12 points and grabbed four rebounds at Virginia Tech (3/3)... Tied a career-best with six rebounds at NC State (2/21), also added eight points... Scored 12 points and grabbed five rebounds vs. Boston College (2/17)... Scored 10 points vs. Florida State (2/10) to go with five rebounds and four assists... Scored 10 first-half points and had four assists vs. Virginia Tech (2/3)... Scored a new career best of 17 points at Wake Forest (1/24), for the second time this season, made game-winning basket in final seconds... Scored 11 points, including reaching a career-best with five made free throws vs. Georgia Tech (1/17), added team-best four assists and four rebounds... Matched a career-high 13 points at No. 10 Maryland (1/10), also added five rebounds... Grabbed a career-best six rebounds vs. Wisconsin (12/29)... Poured in a new career-best 13 points to go with five steals vs. Alcorn State (12/3)... Scored eight points, including the game-winner on a layup agaisnt No. 6 Penn State (11/29)... Matched a career-best with five rebounds vs. Radford, also scored eight points (11/24)... Dished out five assists and scored four points to go with three steals vs. UNF (11/9).

As a Freshman (2011-12): Scored nine points at Boston College (1/29)... In just 11 minutes, scored season-best 10 points, to go with three rebounds and three blocks (12/29)... Scored six points with two boards vs. Holy Cross (12/28)... Dished out six assists to go with four rebounds vs. ULM (12/16)... Had four steals in just 11 minutes vs. Ole Miss (12/10)... Recorded career-first block vs. Longwood (11/27), while scoring five points and pulling down four rebounds... Had seven points with five rebounds vs. USF (11/24)... Scored nine points to go with four steals in 13 minutes vs. Prairie View A&M... Was defensive catalyst for Canes at No. 3 Tennessee (11/15), recording pair of steals to go with four points... Scored four points, grabbed five boards and handed out pair of assists in collegiate debut, win over Texas-Pan American (11/11).

High School: Was ranked as No. 7 overall player in nation by Collegiate Girls Basketball Report and fifth-best point guard by Hoopgurlz.com... Scored 13 points per game season ago and was one of five players to be named to Nike Nationals All-Tournament Team while playing for North Tartan AAU squad.

2011-12

Opposition	P	R	A
Texas Pan-American	4	5	2
at Tennessee	4	0	0
Prairie View A&M	9	0	0
at Alaska-Anchorage	0	0	2
vs. USF	7	5	0
Longwood	5	4	1
at Michigan State	2	2	2
Rutgers	0	0	0
Ole Miss	4	1	1
Louisiana-Monroe	1	4	6
at Georgetown	3	3	0
Holy Cross	6	2	0
VCU	10	3	0
at North Carolina	5	3	1
NC State	1	0	1
at Georgia Tech	0	1	1
Maryland	0	0	0
at Florida State	0	0	0
at Virginia	0	1	0
Virginia Tech	0	0	1
Wake Forest	0	0	1
at Boston College	9	2	1
Clemson	4	4	0
North Carolina	0	2	0
at Maryland	-	-	-
at NC State	6	0	0
Florida State	2	2	1
at Duke	0	3	1
Boston College	3	1	1
vs. Wake Forest	0	2	0
vs. Idaho State	9	1	0
at Gonzaga	6	2	1

2012-13

Opposition	P	R	A
UNF	4	4	5
at Richmond	6	1	1
Tennessee	2	5	1
Florida Atlantic	6	4	4
Radford	8	5	1
Penn State	8	1	2
Alcorn State	13	0	1
Davidson	5	2	1
at Rutgers	2	3	1
NC State	5	4	3
Central Conn. State	5	4	2
Wisconsin	2	6	2
Clemson	5	4	3
Virginia	9	4	2
at Maryland	13	5	1
at Florida State	4	1	4
Georgia Tech	11	4	4
at Virginia	6	5	3
at Wake Forest	17	2	2
North Carolina	8	3	2
at Duke	3	1	1
Virginia Tech	10	3	4
at Clemson	4	2	4
Florida State	10	5	4
Boston College	12	4	2
at NC State	8	6	1
at Georgia Tech	4	4	2
Duke	7	3	3
at Virginia Tech	12	4	2
vs. Virginia Tech	0	4	0
vs. Florida State	13	7	1
at Iowa	8	6	3

2013-14

Opposition	P	R	A
UNF	15	0	0
Richmond	11	5	4
Middle Tennessee	10	3	0
at Oakland	3	3	3
Yale	12	4	1
St. Francis Brooklyn	5	3	2
Missouri	16	8	3
at Minnesota	11	9	5
Coppin State	6	8	3
at Arizona State	17	5	1
Morgan State	8	2	3
New Mexico	13	2	1
Penn	8	5	0
at Wake Forest	22	4	0
Florida State	4	5	1
at Virginia Tech	7	4	0
at Boston College	0	2	1
NC State	12	10	5
at Notre Dame	6	2	1
at Clemson	8	5	0
Duke	23	3	0
at North Carolina	5	4	3
Georgia Tech	2	2	1
Maryland	8	2	1
at Florida State	8	13	2
Syracuse	6	7	0
Wake Forest	11	4	0
at Virginia	13	4	4
Pittsburgh	4	2	3
vs. Florida State	10	3	1
Stetson	2	4	3

2014-15

Opposition	P	R	A
Oakland	12	10	0
at Middle Tennessee	6	6	3
UNF	7	3	2
Arizona State	8	2	0
Illinois State	7	4	1
Tulsa	10	5	2
Wisconsin	19	2	0
Jacksonville	0	1	2
Coppin State	10	5	0
vs. UCLA	13	4	2
at Tulane	4	8	5
Florida A&M	0	1	1
LSU	10	3	3
Boston College	-	-	-
Notre Dame	-	-	-
at Virginia Tech	-	-	-
Clemson	-	-	-
at Duke	-	-	-
Virginia	-	-	-
at Louisville	-	-	-
at Pittsburgh	-	-	-
Virginia Tech	-	-	-
at Florida State	-	-	-
at Syracuse	-	-	-
Georgia Tech	-	-	-
at NC State	-	-	-
North Carolina	-	-	-
at Wake Forest	-	-	-
Florida State	-	-	-

McGuire Season / Career Highs

Points
Season: 19, vs. Wisconsin, 12/4/14
Career: 23, vs. Duke, 1/30/14

Rebounds
Season: 10, vs. Oakland, 11/14/14
Career: 13, at Florida State, 2/16/14

Assists
Season: 5, at Tulane, 12/19/14
Career: 6, vs. Louisiana-Monroe, 2/16/11

Steals
Season: 5, vs. Wisconsin, 12/4/14
Career: 5*, vs. Wisconsin, 12/4/14

Blocked Shots
Season: 2, vs. Middle Tenn., 11/17/14
Career: 3*, vs. VCU, 12/29/11

Field Goals
Season: 7, vs. Wisconsin, 12/4/14
Career: 10, at Wake Forest, 1/4/14

Field Goal Attempts
Season: 16, vs. Wisconsin, 12/4/14
Career: 16*, vs. Wisconsin, 12/4/14

Free Throws
Season: 8, vs. Coppin State, 12/13/14
Career: 8*, vs. Coppin State, 12/13/14

Free Throw Attempts
Season: 10*, vs. UCLA, 12/18/14
Career: 13, vs. Missouri, 11/30/13

3-Point Field Goals
Season: 2, vs. Wisconsin, 12/4/14
Career: 2*, vs. Wisconsin, 12/4/14

3-Point Field Goal Attempts
Season: 4, vs. Wisconsin, 12/4/14
Career: 4, vs. Wisconsin, 12/4/14

Minutes
Season: 34, at Middle Tenn., 11/17/14
Career: 35, vs. Richmond, 11/10/13

**Recorded more than once with most recent listed*

CAREER STATISTICS

					Total			3-Point			Free Throws			Rebounds							Scoring
Season	GP	GS	Min.	Avg.	FG	FGA	Pct.	FG	FGA	Pct.	FT	FTA	Pct.	REB	Avg.	Ast.	TO	Blk	Stl	Pts.	Avg.
2011-12	31	0	321	10.4	39	92	.424	3	8	.375	19	32	.594	53	1.7	24	43	11	26	100	3.2
2012-13	32	21	772	24.1	92	250	.368	6	29	.207	40	72	.556	116	3.6	72	84	22	44	230	7.2
2013-14	31	21	768	24.8	115	269	.428	4	27	.148	52	92	.565	140	4.5	51	69	31	43	286	9.2
2014-15	13	8	280	21.5	35	88	.398	5	19	.263	31	55	.564	54	4.2	21	18	4	20	106	8.2
TOTAL	107	50	2141	20.0	281	699	.402	18	83	.217	142	251	.566	363	3.4	168	214	68	133	722	6.7

BOX SCORES

Official Basketball Box Score -- Game Totals -- Final Statistics
OAKLAND vs MIAMI
11/14/14 1:45 at BankUnited Center | Coral Gables, Fla.

OAKLAND 53 • 0-1

##	Player		Total FG-FGA	3-Ptr FG-FGA	FT-FTA	Rebounds Off	Def	Tot	PF	TP	A	TO	Blk	Stl	Min
35	RUSSELL, Sinclair	f	2-9	0-1	0-1	2	3	5	3	4	1	4	1	0	16
44	NASH, Olivia	f	10-17	3-8	1-1	10	4	14	1	24	1	1	0	2	34
03	POPKEY, Elena	g	2-11	1-4	2-2	1	2	3	1	7	2	5	0	2	30
21	ANDERSON, Nola	g	1-9	0-1	4-5	0	6	6	3	6	2	2	0	1	35
22	APSEY, Peyton	g	2-4	2-4	0-0	1	3	4	1	6	2	1	0	3	32
02	TAYLOR, Korrin		0-4	0-0	1-2	0	0	0	1	1	1	3	0	0	15
11	MINIFEE, Zakiya		0-2	0-0	1-2	2	1	3	1	1	2	1	0	3	16
23	SOMERFIELD, Leah		2-5	0-0	0-1	0	4	4	5	4	1	2	0	0	13
32	CARLTON, Amy		0-1	0-1	0-0	0	2	2	0	0	0	0	0	0	9
	Team					1	2	3							
	Totals		19-62	6-19	9-14	17	27	44	16	53	12	19	1	11	200

FG % 1st Half: 7-26 26.9% 2nd half: 12-36 33.3% Game: 19-62 30.6%
3FG % 1st Half: 2-7 28.6% 2nd half: 4-12 33.3% Game: 6-19 31.6%
FT % 1st Half: 6-9 66.7% 2nd half: 3-5 60.0% Game: 9-14 64.3%
Deadball Rebounds 0

MIAMI 66 • 1-0

##	Player		Total FG-FGA	3-Ptr FG-FGA	FT-FTA	Rebounds Off	Def	Tot	PF	TP	A	TO	Blk	Stl	Min
21	Jassany Williams	f	0-5	0-0	0-0	2	3	5	0	0	0	0	2	0	14
03	Jessica Thomas	g	3-9	1-6	0-0	0	2	2	3	7	4	2	0	1	29
10	Michelle Woods	g	1-5	1-3	2-2	1	3	4	3	5	2	2	0	1	29
23	Adrienne Motley	g	9-15	1-2	2-3	1	5	6	3	21	3	0	0	3	33
33	Suriya McGuire	g	4-10	1-2	3-7	4	6	10	0	12	0	2	1	3	29
00	Keyanna Harris		0-1	0-1	0-0	0	0	0	1	0	0	1	0	2	3
05	Nigia Greene		2-3	2-3	2-2	1	0	1	1	8	0	1	0	1	15
12	Laura Quevedo		1-4	1-3	0-0	2	5	7	1	3	1	2	0	0	20
15	Necole Sterling		0-1	0-1	0-0	0	1	1	2	0	1	0	0	0	9
25	Khaila Prather		1-1	0-0	2-2	0	1	1	4	4	0	2	1	0	11
30	Erykah Davenport		3-5	0-0	0-0	1	1	2	2	6	0	4	1	1	8
	Team					1	4	5							
	Totals		24-59	7-21	11-16	13	31	44	20	66	11	16	5	12	200

FG % 1st Half: 14-35 40.0% 2nd half: 10-24 41.7% Game: 24-59 40.7%
3FG % 1st Half: 7-17 41.2% 2nd half: 0-4 0.0% Game: 7-21 33.3%
FT % 1st Half: 3-3 100.0 2nd half: 8-13 61.5% Game: 11-16 68.8%
Deadball Rebounds 0

Officials: Diana DePaul, Daryl Humphrey, Pualani Spurlock
Technical fouls: OAKLAND-None. MIAMI-None.
Attendance: 2726

Score by periods	1st	2nd	Total
OAKLAND	22	31	**53**
MIAMI	38	28	**66**

Points	In Paint	Off T/O	2nd Chance	Fast Break	Bench
OAKLAN	20	15	18	0	6
UM	26	13	9	13	21

Last FG - OAKLAND 2nd-03:01, UM 2nd-01:07.
Largest lead - OAKLAND None, UM by 19 1st-05:32.
Score tied - 0 times.
Lead changed - 0 times.

Official Basketball Box Score -- Game Totals -- Final Statistics
Miami vs Middle Tennessee
11/17/14 7:00 at Murfreesboro, TN (Murphy Center)

Miami 48 • 1-1

##	Player		Total FG-FGA	3-Ptr FG-FGA	FT-FTA	Rebounds Off	Def	Tot	PF	TP	A	TO	Blk	Stl	Min
21	Jassany Williams	f	1-4	0-0	2-2	2	4	6	2	4	0	1	2	3	25
03	Jessica Thomas	g	6-16	3-6	2-3	0	2	2	2	17	0	3	0	0	29
10	Michelle Woods	g	2-8	0-2	7-13	1	3	4	4	11	0	3	0	1	28
23	Adrienne Motley	g	0-5	0-0	0-0	2	1	3	2	0	0	1	0	1	20
33	Suriya McGuire	g	2-7	0-2	2-2	1	5	6	2	6	3	1	2	1	34
00	Keyanna Harris		0-0	0-0	0-0	0	0	0	1	0	0	1	0	0	2
05	Nigia Greene		3-7	2-5	2-2	0	3	3	2	10	0	2	0	1	19
12	Laura Quevedo		0-3	0-2	0-0	2	1	3	3	0	2	4	0	0	16
15	Necole Sterling		0-3	0-2	0-0	1	3	4	4	0	0	0	0	2	15
25	Khaila Prather		0-0	0-0	0-0	0	3	3	1	0	0	0	0	0	6
30	Erykah Davenport		0-0	0-0	0-0	0	2	2	1	0	0	2	1	0	6
	Team					0	1	1				2			
	Totals		14-53	5-19	15-22	9	28	37	24	48	5	20	5	9	200

FG % 1st Half: 3-23 13.0% 2nd half: 11-30 36.7% Game: 14-53 26.4%
3FG % 1st Half: 0-8 0.0% 2nd half: 5-11 45.5% Game: 5-19 26.3%
FT % 1st Half: 6-11 54.5% 2nd half: 9-11 81.8% Game: 15-22 68.2%
Deadball Rebounds 4

Middle Tennessee 53 • 1-1

##	Player		Total FG-FGA	3-Ptr FG-FGA	FT-FTA	Rebounds Off	Def	Tot	PF	TP	A	TO	Blk	Stl	Min
22	REUTER, Rebecca	f	2-6	1-3	0-0	1	3	4	4	5	1	3	0	1	19
05	CASON, Shanice	g	0-3	0-2	0-2	0	1	1	4	0	3	2	0	0	19
10	SELLS, MacKenzie	g	1-2	1-2	0-0	1	2	3	2	3	0	2	0	0	15
24	DOW, China	g	5-13	1-6	7-12	2	5	7	2	18	1	1	0	2	24
34	JONES, Olivia	g	5-7	2-4	5-6	1	10	11	2	17	1	4	0	1	40
03	SISSOM, Abbey		0-1	0-1	0-0	0	0	0	0	0	0	1	0	1	8
12	EDWARDS, Brea		2-6	2-6	0-0	0	4	4	2	6	0	0	0	0	20
20	PETTY, Ty		0-3	0-2	0-0	0	1	1	1	0	4	2	0	0	17
23	LYON, Gabby		0-1	0-0	2-2	1	0	1	1	2	0	1	1	1	15
30	WILLIAMS, Caya		0-1	0-0	0-0	0	1	1	3	0	0	2	0	0	6
31	PORTER, Tianna		1-1	0-0	0-1	1	1	2	2	2	0	1	0	1	12
32	WARDEN, Caroline		0-1	0-0	0-0	0	1	1	1	0	0	2	0	1	5
	Team					0	4	4	1			4			
	Totals		16-45	7-26	14-23	7	33	40	25	53	10	25	1	8	200

FG % 1st Half: 8-22 36.4% 2nd half: 8-23 34.8% Game: 16-45 35.6%
3FG % 1st Half: 4-12 33.3% 2nd half: 3-14 21.4% Game: 7-26 26.9%
FT % 1st Half: 7-8 87.5% 2nd half: 7-15 46.7% Game: 14-23 60.9%
Deadball Rebounds 3

Officials: Bob Trammell, Metta Roberts, Kevin Pethtel
Technical fouls: Miami-None. Middle Tennessee-None.
Attendance: 3806

Score by periods	1st	2nd	Total
Miami	12	36	**48**
Middle Tennessee	27	26	**53**

Points	In Paint	Off T/O	2nd Chance	Fast Break	Bench
UM	16	14	9	2	10
MT	18	8	7	2	10

Last FG - UM 2nd-00:36, MT 2nd-00:34.
Largest lead - UM None, MT by 15 1st-01:22.
Score tied - 2 times.
Lead changed - 0 times.

Official Basketball Box Score -- Game Totals -- Final Statistics
North Florida vs MIAMI
11/21/14 8:00 p.m. at BankUnited Center | Coral Gables, Fla.

North Florida 53 • 1-2

##	Player		Total FG-FGA	3-Ptr FG-FGA	FT-FTA	Rebounds Off	Def	Tot	PF	TP	A	TO	Blk	Stl	Min
12	ZAVECKAITE, Paulina	f	4-7	0-0	2-4	2	3	5	2	10	0	0	1	0	31
24	RUMPH, Maiya	f	0-0	0-0	0-0	0	1	1	1	0	0	3	1	0	11
33	ROBINSON, Amber	f	0-3	0-0	2-4	0	4	4	1	2	1	1	0	3	27
01	WRIGHT, Brittney	g	3-8	0-0	0-0	0	1	1	3	6	3	1	0	0	32
05	SMITH, Destinee	g	3-13	1-4	6-6	1	0	1	2	13	2	2	0	1	27
02	SHEPHERD, Sierra		1-2	0-0	0-0	0	0	0	1	2	3	1	0	0	12
03	FLORIN, Bailey		3-7	2-5	1-3	0	3	3	2	9	2	3	0	0	27
04	WARD, Flo		0-0	0-0	0-0	0	1	1	1	0	1	1	0	0	3
15	LEVINGS, Lindsey		3-5	1-3	0-0	0	1	1	1	7	0	0	0	0	8
22	WILLIAMS, Janea		1-3	0-0	0-0	0	2	2	1	2	0	1	1	0	9
23	JOHNSON, Kadesia		0-0	0-0	2-2	0	1	1	2	2	0	2	0	0	6
34	SPANE, Caitlyn		0-0	0-0	0-0	0	1	1	0	0	0	1	0	0	7
	Team					3	2	5				1			
	Totals		18-48	4-12	13-19	6	20	26	17	53	12	17	3	4	200

FG % 1st Half: 10-24 41.7% 2nd half: 8-24 33.3% Game: 18-48 37.5%
3FG % 1st Half: 3-6 50.0% 2nd half: 1-6 16.7% Game: 4-12 33.3%
FT % 1st Half: 3-6 50.0% 2nd half: 10-13 76.9% Game: 13-19 68.4%
Deadball Rebounds 3

MIAMI 81 • 2-1

##	Player		Total FG-FGA	3-Ptr FG-FGA	FT-FTA	Rebounds Off	Def	Tot	PF	TP	A	TO	Blk	Stl	Min
21	Jassany Williams	f	2-5	0-0	2-2	1	0	1	2	6	0	3	0	2	19
03	Jessica Thomas	g	4-7	2-3	1-1	0	3	3	1	11	5	3	0	1	20
05	Nigia Greene	g	2-6	1-5	2-2	0	2	2	0	7	2	0	0	2	22
12	Laura Quevedo	g	6-9	3-6	0-0	2	4	6	3	15	1	2	0	0	25
23	Adrienne Motley	g	8-10	2-2	3-3	3	1	4	0	21	1	0	0	0	22
00	Keyanna Harris		0-2	0-0	2-2	1	0	1	3	2	1	0	0	0	15
10	Michelle Woods		1-2	0-1	0-0	1	2	3	2	2	3	0	0	0	21
15	Necole Sterling		2-8	1-3	0-0	1	4	5	1	5	1	3	0	0	14
25	Khaila Prather		0-5	0-0	3-4	4	2	6	3	3	0	1	1	0	13
30	Erykah Davenport		1-5	0-0	0-0	1	3	4	3	2	0	2	1	0	11
33	Suriya McGuire		2-6	1-3	2-4	0	3	3	3	7	2	1	0	1	18
	Team					5	3	8							
	Totals		28-65	10-23	15-18	19	27	46	21	81	16	15	2	6	200

FG % 1st Half: 15-31 48.4% 2nd half: 13-34 38.2% Game: 28-65 43.1%
3FG % 1st Half: 6-11 54.5% 2nd half: 4-12 33.3% Game: 10-23 43.5%
FT % 1st Half: 6-8 75.0% 2nd half: 9-10 90.0% Game: 15-18 83.3%
Deadball Rebounds 1

Officials: Lawson Newton, Shannon Feck, Will Schreiber
Technical fouls: North Florida-None. MIAMI-None.
Attendance: 674

Score by periods	1st	2nd	Total
North Florida	26	27	**53**
MIAMI	42	39	**81**

Points	In Paint	Off T/O	2nd Chance	Fast Break	Bench
UNF	18	10	3	6	22
UM	18	15	6	8	21

Last FG - UNF 2nd-00:47, UM 2nd-00:01.
Largest lead - UNF None, UM by 28 2nd-01:05.
Score tied - 1 time.
Lead changed - 0 times.

Official Basketball Box Score -- Game Totals -- Final Statistics
Arizona State vs MIAMI
11/25/14 7:04 p.m. at BankUnited Center | Coral Gables, Fla.

Arizona State 65 • 3-0

##	Player		Total FG-FGA	3-Ptr FG-FGA	FT-FTA	Rebounds Off	Def	Tot	PF	TP	A	TO	Blk	Stl	Min
21	Brunner, Sophie	f	2-2	0-0	0-0	2	4	6	3	4	2	4	0	0	35
24	Moos, Kelsey	f	3-5	2-3	2-2	2	2	4	3	10	1	2	0	0	28
00	Hempen, Katie	g	6-13	3-8	2-2	1	1	2	4	17	2	2	0	1	24
10	Amukamara, Promise	g	4-9	1-1	4-8	2	1	3	4	13	2	1	0	0	22
23	Davis, Elisha	g	4-11	2-5	1-2	1	1	2	1	11	2	1	0	1	38
01	Hawkins, Arnecia		1-5	1-2	1-2	0	3	3	1	4	0	2	0	0	22
11	Amukamara, Peace		0-3	0-0	0-0	0	0	0	1	0	2	1	0	0	8
22	Dornstauder, Quinn		2-3	0-0	0-0	1	3	4	1	4	0	2	2	0	14
43	Normen, Eliza		0-1	0-0	2-4	0	2	2	0	2	0	0	0	0	9
	Team					3	2	5				2			
	Totals		22-52	9-19	12-20	12	19	31	18	65	11	17	2	2	200

FG % 1st Half: 7-24 29.2% 2nd half: 15-28 53.6% Game: 22-52 42.3%
3FG % 1st Half: 4-10 40.0% 2nd half: 5-9 55.6% Game: 9-19 47.4%
FT % 1st Half: 5-10 50.0% 2nd half: 7-10 70.0% Game: 12-20 60.0%
Deadball Rebounds 1

MIAMI 61 • 2-2

##	Player		Total FG-FGA	3-Ptr FG-FGA	FT-FTA	Rebounds Off	Def	Tot	PF	TP	A	TO	Blk	Stl	Min
21	Jassany Williams	f	1-2	0-0	1-1	3	5	8	3	3	0	4	1	1	25
03	Jessica Thomas	g	2-4	0-1	1-2	0	0	0	3	5	2	5	0	1	18
05	Nigia Greene	g	0-3	0-1	0-0	0	1	1	0	0	0	0	0	2	16
12	Laura Quevedo	g	1-3	1-2	3-4	2	7	9	3	6	1	1	1	0	27
23	Adrienne Motley	g	9-16	1-3	2-2	1	2	3	4	21	0	1	1	0	31
10	Michelle Woods		3-7	0-0	3-3	0	3	3	3	9	2	0	0	0	23
15	Necole Sterling		2-6	1-4	0-0	0	2	2	1	5	1	1	0	1	21
25	Khaila Prather		0-2	0-0	0-0	0	0	0	1	0	0	1	0	1	9
30	Erykah Davenport		2-2	0-0	0-1	1	1	2	2	4	0	1	1	1	7
33	Suriya McGuire		4-7	0-0	0-0	1	1	2	1	8	0	0	0	0	23
	Team					2	3	5				1			
	Totals		24-52	3-11	10-13	10	25	35	21	61	6	15	4	7	200

FG % 1st Half: 8-24 33.3% 2nd half: 16-28 57.1% Game: 24-52 46.2%
3FG % 1st Half: 2-5 40.0% 2nd half: 1-6 16.7% Game: 3-11 27.3%
FT % 1st Half: 6-8 75.0% 2nd half: 4-5 80.0% Game: 10-13 76.9%
Deadball Rebounds 2

Officials: Mark McClenney, Roy Gulbeyan, Kevin Dillard
Technical fouls: Arizona State-None. MIAMI-None.
Attendance: 584

Score by periods	1st	2nd	Total
Arizona State	23	42	**65**
MIAMI	24	37	**61**

Points	In Paint	Off T/O	2nd Chance	Fast Break	Bench
ASU	20	14	8	4	10
UM	32	17	5	8	26

Last FG - ASU 2nd-02:39, UM 2nd-00:02.
Largest lead - ASU by 6 2nd-14:04, UM by 10 1st-11:24.
Score tied - 4 times.
Lead changed - 6 times.

Official Basketball Box Score -- Game Totals -- Final Statistics
Illinois State vs MIAMI
11/28/14 1:00 p.m. at BankUnited Center | Coral Gables, Fla.

Illinois State 44 • 0-5

##	Player		Total FG-FGA	3-Ptr FG-FGA	FT-FTA	Rebounds Off	Def	Tot	PF	TP	A	TO	Blk	Stl	Min
03	CRUMP, Octavia	f	3-6	0-0	0-3	1	2	3	1	6	0	3	3	0	25
11	HALL, Stekara	g	2-12	0-3	6-8	2	3	5	1	10	1	7	0	1	24
24	WINGE, Katy	g	3-9	0-2	0-0	0	2	2	1	6	0	3	0	0	31
32	STEWART, Taylor	g	6-11	0-2	4-5	2	6	8	2	16	0	5	0	2	30
45	FREEMAN, Mackenzie	g	0-6	0-3	0-2	0	1	1	2	0	2	2	0	0	35
01	SMITH, Colleene		0-4	0-0	2-4	1	3	4	2	2	1	2	0	2	23
21	BESS, Zenobia		1-1	0-0	0-0	2	0	2	4	2	1	2	1	0	13
31	TOLAR, Kelli		1-3	0-1	0-0	0	1	1	0	2	0	2	0	0	19
	Team					2	6	8				1			
	Totals		16-52	0-11	12-22	10	24	34	13	44	5	27	4	5	200

FG % 1st Half: 8-22 36.4% 2nd half: 8-30 26.7% Game: 16-52 30.8%
3FG % 1st Half: 0-4 0.0% 2nd half: 0-7 0.0% Game: 0-11 0.0%
FT % 1st Half: 8-11 72.7% 2nd half: 4-11 36.4% Game: 12-22 54.5%
Deadball Rebounds 6

MIAMI 95 • 3-2

##	Player		Total FG-FGA	3-Ptr FG-FGA	FT-FTA	Rebounds Off	Def	Tot	PF	TP	A	TO	Blk	Stl	Min
21	Jassany Williams	f	2-7	0-0	0-0	5	2	7	1	4	0	2	1	2	18
03	Jessica Thomas	g	6-10	2-6	0-0	0	1	1	2	14	5	3	0	1	23
05	Nigia Greene	g	6-15	2-7	2-2	1	1	2	2	16	0	2	0	3	23
12	Laura Quevedo	g	2-5	1-4	2-2	1	6	7	1	7	1	1	0	2	21
23	Adrienne Motley	g	7-9	1-1	1-3	2	2	4	1	16	2	0	0	1	18
00	Keyanna Harris		4-5	1-2	0-1	0	2	2	2	9	3	2	1	2	17
10	Michelle Woods		4-11	0-3	0-0	2	4	6	3	8	1	2	0	1	20
15	Necole Sterling		3-4	1-2	0-0	2	1	3	0	7	3	1	0	3	19
25	Khaila Prather		1-5	0-0	0-1	2	3	5	2	2	0	2	1	0	15
30	Erykah Davenport		1-3	0-0	3-4	0	2	2	5	5	0	1	1	0	15
33	Suriya McGuire		3-6	1-2	0-0	2	2	4	2	7	1	0	0	2	11
	Team					4	4	8							
	Totals		39-80	9-27	8-13	21	30	51	21	95	16	16	4	17	200

FG % 1st Half: 19-43 44.2% 2nd half: 20-37 54.1% Game: 39-80 48.8%
3FG % 1st Half: 4-12 33.3% 2nd half: 5-15 33.3% Game: 9-27 33.3%
FT % 1st Half: 2-5 40.0% 2nd half: 6-8 75.0% Game: 8-13 61.5%
Deadball Rebounds 1

Officials: Mark Hardcastle, Mark Behrens, Erika Herriman
Technical fouls: Illinois State-None. MIAMI-None.
Attendance: 600

Score by periods	1st	2nd	Total
Illinois State	24	20	**44**
MIAMI	44	51	**95**

Points	In Paint	Off T/O	2nd Chance	Fast Break	Bench
ILS	22	5	5	0	6
UM	50	37	13	21	38

Last FG - ILS 2nd-00:03, UM 2nd-00:23.
Largest lead - ILS None, UM by 55 2nd-03:32.
Score tied - 0 times.
Lead changed - 0 times.

Official Basketball Box Score -- Game Totals -- Final Statistics
Tulsa vs MIAMI
11/29/14 1:04 p.m. at BankUnited Center | Coral Gables, Fla.

Tulsa 57 • 3-3

##	Player		Total FG-FGA	3-Ptr FG-FGA	FT-FTA	Rebounds Off	Def	Tot	PF	TP	A	TO	Blk	Stl	Min
03	WAKEFIELD, Erika	*	3-12	0-1	2-3	1	0	1	1	8	1	0	0	2	28
15	WEBSTER, Antoinet	*	0-2	0-2	0-0	0	1	1	0	0	1	0	0	0	9
23	CLARK, Ashley	*	6-9	0-1	5-5	2	6	8	4	17	2	7	0	0	28
32	TURNER, Mariah	*	2-5	0-0	6-6	0	1	1	3	10	0	3	0	0	26
35	BRADY, Kadan	*	1-6	1-2	0-2	0	5	5	3	3	3	1	0	3	37
00	GROVEY, Kelsee		4-6	3-5	0-0	1	2	3	5	11	2	1	0	2	26
01	HOLMES, Jordyn		2-3	0-1	2-3	0	2	2	3	6	0	1	0	0	11
04	REID, Teanna		0-3	0-1	2-3	0	2	2	1	2	2	0	0	2	23
11	JINKS, Rickae		0-1	0-0	0-1	0	0	0	1	0	0	0	0	0	4
13	HUGHES, Ashley		0-0	0-0	0-0	0	0	0	0	0	0	0	0	0	1
24	CAMPBELL, Autura		0-0	0-0	0-2	0	1	1	3	0	0	1	0	0	7
	Team					1	3	4							
	Totals		18-47	4-13	17-25	5	23	28	24	57	11	14	0	9	200

FG % 1st Half: 8-24 33.3% 2nd half: 10-23 43.5% Game: 18-47 38.3%
3FG % 1st Half: 3-11 27.3% 2nd half: 1-2 50.0% Game: 4-13 30.8%
FT % 1st Half: 11-15 73.3% 2nd half: 6-10 60.0% Game: 17-25 68.0%
Deadball Rebounds 2

MIAMI 69 • 4-2

##	Player		Total FG-FGA	3-Ptr FG-FGA	FT-FTA	Rebounds Off	Def	Tot	PF	TP	A	TO	Blk	Stl	Min
03	Jessica Thomas	*	4-11	2-6	0-2	0	4	4	1	10	3	4	1	1	24
05	Nigia Greene	*	1-2	1-2	0-0	1	1	2	0	3	0	0	0	1	11
12	Laura Quevedo	*	1-2	0-0	0-0	0	2	2	2	2	1	1	0	0	16
21	Jassany Williams	*	5-9	0-0	2-2	6	6	12	2	12	0	0	1	0	30
23	Adrienne Motley	*	6-13	0-3	5-6	0	5	5	3	17	0	2	0	0	30
00	Keyanna Harris		0-0	0-0	0-0	1	0	1	2	0	0	0	0	0	5
10	Michelle Woods		1-4	0-1	1-2	2	3	5	0	3	2	3	1	2	21
15	Necole Sterling		3-10	0-3	4-5	2	1	3	4	10	1	1	0	2	26
25	Khaila Prather		0-0	0-0	2-4	1	3	4	2	2	1	1	0	0	10
30	Erykah Davenport		0-0	0-0	0-1	0	0	0	1	0	0	0	0	0	3
33	Suriya McGuire		4-9	0-1	2-6	3	2	5	3	10	2	1	0	0	24
	Team					4	3	7							
	Totals		25-60	3-16	16-28	20	30	50	20	69	10	13	3	6	200

FG % 1st Half: 14-31 45.2% 2nd half: 11-29 37.9% Game: 25-60 41.7%
3FG % 1st Half: 2-9 22.2% 2nd half: 1-7 14.3% Game: 3-16 18.8%
FT % 1st Half: 11-18 61.1% 2nd half: 5-10 50.0% Game: 16-28 57.1%
Deadball Rebounds 4

Officials: Maj Forsberg, Bob Enterline, Mark Behrens
Technical fouls: Tulsa-None. MIAMI-None.
Attendance: 558
Tulsa - Grovey (Fouled out)

Score by periods	1st	2nd	Total
Tulsa	30	27	**57**
MIAMI	41	28	**69**

Points	In Paint	Off T/O	2nd Chance	Fast Break	Bench
TLS	18	11	4	8	19
UM	36	9	25	6	25

Last FG - TLS 2nd-01:48, UM 2nd-01:14.
Largest lead - TLS None, UM by 14 2nd-05:09.
Score tied - 0 times.
Lead changed - 0 times.

Official Basketball Box Score -- Game Totals -- Final Statistics
Wisconsin vs MIAMI
12/04/14 7:05 p.m. at BankUnited Center | Coral Gables, Fla.

Wisconsin 54 • 1-5

##	Player		Total FG-FGA	3-Ptr FG-FGA	FT-FTA	Rebounds Off	Def	Tot	PF	TP	A	TO	Blk	Stl	Min
25	Johnson, Michala	f	0-0	0-0	0-0	1	1	2	1	0	0	1	0	0	9
35	Gulczynski, Jacki	f	6-7	2-2	4-4	0	2	2	1	18	1	3	0	1	31
01	Whyte, Dakota	g	2-5	0-0	0-0	0	3	3	3	4	1	6	1	1	29
04	Bauman, Nicole	g	6-13	2-6	4-4	0	2	2	2	18	4	4	0	3	40
22	Cichy, Tessa	g	2-3	0-0	3-4	1	4	5	4	7	3	3	0	1	26
03	Brown, AnnMarie		0-0	0-0	0-0	1	3	4	0	0	1	1	0	0	14
23	McMorris, Cayla		0-2	0-1	0-0	0	4	4	2	0	1	2	1	0	23
24	Johnson, Malayna		3-5	0-0	1-2	0	4	4	3	7	0	6	1	0	28
	Team					0	4	4				2			
	Totals		19-35	4-9	12-14	3	27	30	16	54	11	28	3	6	200

FG % 1st Half: 11-19 57.9% 2nd half: 8-16 50.0% Game: 19-35 54.3%
3FG % 1st Half: 3-6 50.0% 2nd half: 1-3 33.3% Game: 4-9 44.4%
FT % 1st Half: 2-2 100.0 2nd half: 10-12 83.3% Game: 12-14 85.7%
Deadball Rebounds 2

MIAMI 66 • 5-2

##	Player		Total FG-FGA	3-Ptr FG-FGA	FT-FTA	Rebounds Off	Def	Tot	PF	TP	A	TO	Blk	Stl	Min
21	Jassany Williams	f	4-8	0-0	0-0	3	1	4	2	8	0	1	1	2	29
03	Jessica Thomas	g	1-11	1-6	2-2	1	0	1	2	5	1	2	0	2	26
12	Laura Quevedo	g	2-5	1-3	2-2	4	0	4	1	7	2	1	0	2	25
23	Adrienne Motley	g	9-17	1-3	2-2	4	3	7	1	21	6	3	0	2	31
33	Suriya McGuire	g	7-16	2-4	3-6	1	1	2	1	19	0	0	0	5	27
00	Keyanna Harris		0-0	0-0	0-0	0	0	0	0	0	0	1	0	2	6
05	Nigia Greene		1-3	1-3	0-0	0	0	0	1	3	0	0	0	0	11
10	Michelle Woods		0-5	0-3	0-0	2	2	4	5	0	0	2	1	2	16
15	Necole Sterling		1-6	1-5	0-0	0	0	0	2	3	0	1	0	0	16
25	Khaila Prather		0-1	0-0	0-0	1	1	2	2	0	0	0	0	0	8
30	Erykah Davenport		0-0	0-0	0-0	0	2	2	0	0	0	0	0	1	5
	Team					5	3	8							
	Totals		25-72	7-27	9-12	21	13	34	17	66	9	11	2	18	200

FG % 1st Half: 15-41 36.6% 2nd half: 10-31 32.3% Game: 25-72 34.7%
3FG % 1st Half: 5-15 33.3% 2nd half: 2-12 16.7% Game: 7-27 25.9%
FT % 1st Half: 1-1 100.0 2nd half: 8-11 72.7% Game: 9-12 75.0%
Deadball Rebounds 2

Officials: Kathleen Lynch, Denise Brooks, Joseph Vaszily
Technical fouls: Wisconsin-None. MIAMI-None.
Attendance: 593

Score by periods	1st	2nd	Total
Wisconsin	27	27	**54**
MIAMI	36	30	**66**

Points	In Paint	Off T/O	2nd Chance	Fast Break	Bench
WIS	24	11	3	6	7
UM	28	28	19	7	6

Last FG - WIS 2nd-00:51, UM 2nd-02:08.
Largest lead - WIS None, UM by 16 2nd-05:59.
Score tied - 0 times.
Lead changed - 0 times.

Official Basketball Box Score -- Game Totals -- Final Statistics
Jacksonville vs MIAMI
12/06/14 4:23 p.m. at BankUnited Center | Coral Gables, Fla.

Jacksonville 36 • 2-5

##	Player		Total FG-FGA	3-Ptr FG-FGA	FT-FTA	Rebounds Off	Def	Tot	PF	TP	A	TO	Blk	Stl	Min
01	BRIGGS, Loliya	*	1-6	1-1	4-4	0	2	2	1	7	1	4	0	1	26
13	DAWKINS, Kimberly	*	2-5	0-0	1-2	5	8	13	1	5	1	4	0	1	29
22	REDDICK, Sherranda	*	1-6	0-3	2-2	2	1	3	2	4	2	7	1	1	25
24	BROWN, Briona	*	3-9	2-3	6-7	1	5	6	4	14	1	5	0	1	34
42	VERNET, Jenny	*	0-2	0-0	0-0	2	1	3	2	0	0	1	1	0	21
02	FORTE', LaDeyah		0-1	0-0	0-0	0	0	0	0	0	0	3	0	0	8
04	BUIE, Brandi		0-0	0-0	0-0	0	0	0	0	0	0	1	0	0	2
05	KYSER, Imani		0-0	0-0	0-0	0	0	0	1	0	0	0	0	0	1
10	ROLLINS, Jazlynd		0-3	0-0	0-0	0	0	0	2	0	0	2	0	0	16
12	WILLIAMS, Keanua		0-3	0-2	0-0	0	1	1	1	0	1	1	0	0	6
15	GORDON, Kayla		2-5	0-0	0-0	2	2	4	1	4	0	0	0	0	17
34	SULTON, Shaleighya		0-2	0-0	2-2	0	0	0	0	2	0	2	0	0	15
	Team					2	5	7				1			
	Totals		9-42	3-9	15-17	14	25	39	15	36	6	31	2	4	200

FG % 1st Half: 2-21 9.5% 2nd half: 7-21 33.3% Game: 9-42 21.4%
3FG % 1st Half: 0-3 0.0% 2nd half: 3-6 50.0% Game: 3-9 33.3%
FT % 1st Half: 8-8 100.0 2nd half: 7-9 77.8% Game: 15-17 88.2%
Deadball Rebounds 2

MIAMI 65 • 6-2

##	Player		Total FG-FGA	3-Ptr FG-FGA	FT-FTA	Rebounds Off	Def	Tot	PF	TP	A	TO	Blk	Stl	Min
03	Jessica Thomas	*	4-10	3-7	2-2	1	4	5	0	13	1	1	0	1	24
12	Laura Quevedo	*	1-6	0-5	0-0	2	2	4	3	2	2	1	0	2	23
21	Jassany Williams	*	1-3	0-0	0-0	3	0	3	2	2	0	0	2	4	18
23	Adrienne Motley	*	6-14	1-3	4-4	1	0	1	1	17	3	2	0	1	24
33	Suriya McGuire	*	0-4	0-2	0-0	0	1	1	2	0	2	0	0	2	17
00	Keyanna Harris		0-0	0-0	2-2	2	0	2	1	2	0	3	0	0	13
05	Nigia Greene		4-8	2-4	2-2	0	1	1	1	12	1	0	0	2	19
10	Michelle Woods		1-5	0-3	1-2	1	3	4	3	3	2	1	0	2	20
15	Necole Sterling		1-4	1-3	0-0	0	0	0	2	3	0	0	0	0	19
25	Khaila Prather		1-4	0-0	0-0	3	2	5	1	2	0	3	0	2	11
30	Erykah Davenport		4-6	0-0	1-2	1	4	5	2	9	1	2	0	1	12
	Team					3	2	5				1			
	Totals		23-64	7-27	12-14	17	19	36	18	65	12	14	2	17	200

FG % 1st Half: 10-36 27.8% 2nd half: 13-28 46.4% Game: 23-64 35.9%
3FG % 1st Half: 3-16 18.8% 2nd half: 4-11 36.4% Game: 7-27 25.9%
FT % 1st Half: 5-6 83.3% 2nd half: 7-8 87.5% Game: 12-14 85.7%
Deadball Rebounds 1

Officials: Ecitrym Lamarr, Karen Preato, Mark Zentz
Technical fouls: Jacksonville-None. MIAMI-None.
Attendance: 638

Score by periods	1st	2nd	Total
Jacksonville	12	24	**36**
MIAMI	28	37	**65**

Points	In Paint	Off T/O	2nd Chance	Fast Break	Bench
JU	12	12	9	0	6
UM	24	37	10	6	31

Last FG - JU 2nd-01:24, UM 2nd-00:25.
Largest lead - JU by 2 1st-15:57, UM by 36 2nd-04:51.
Score tied - 1 time.
Lead changed - 1 time.

Official Basketball Box Score -- Game Totals -- Final Statistics
Coppin State vs MIAMI
12/13/14 1:00 p.m. at BankUnited Center | Coral Gables, Fla.

Coppin State 54 • 1-8

##	Player		Total FG-FGA	3-Ptr FG-FGA	FT-FTA	Rebounds Off	Def	Tot	PF	TP	A	TO	Blk	Stl	Min
03	HENDERSON,Tanaysa	*	3-7	0-2	1-4	1	5	6	1	7	3	3	0	0	31
10	GRIFFIN,Amber	*	3-10	1-3	2-2	0	3	3	2	9	5	6	0	1	37
21	SAMUELS,Keena	*	4-9	1-1	2-3	1	3	4	2	11	3	7	0	3	33
23	SWAILS,Jordan	*	3-7	1-2	0-0	1	2	3	3	7	3	5	0	1	27
24	HARRIS,Bria	*	5-9	0-0	2-2	0	2	2	4	12	1	3	0	0	20
04	SMITH,D'Ajahnae		0-1	0-1	0-0	1	1	2	3	0	0	1	0	0	9
11	BEVERLY,Candice		1-4	0-1	0-0	0	2	2	1	2	0	1	0	0	21
32	TAYONG,Omaah		3-4	0-0	0-1	0	3	3	4	6	0	0	0	0	19
34	ADEJINI,Oluwaseun		0-0	0-0	0-0	0	0	0	0	0	0	0	0	0	3
	Team					4	6	10							
	Totals		22-51	3-10	7-12	8	27	35	20	54	15	26	0	5	200

FG % 1st Half: 8-23 34.8% 2nd half: 14-28 50.0% Game: 22-51 43.1%
3FG % 1st Half: 1-3 33.3% 2nd half: 2-7 28.6% Game: 3-10 30.0%
FT % 1st Half: 1-4 25.0% 2nd half: 6-8 75.0% Game: 7-12 58.3%
Deadball Rebounds 0

MIAMI 70 • 7-2

##	Player		Total FG-FGA	3-Ptr FG-FGA	FT-FTA	Rebounds Off	Def	Tot	PF	TP	A	TO	Blk	Stl	Min
03	Jessica Thomas	*	2-8	2-6	2-2	0	2	2	1	8	5	1	0	3	24
12	Laura Quevedo	*	2-8	1-5	2-2	3	4	7	1	7	0	1	0	0	25
21	Jassany Williams	*	2-3	0-0	0-1	3	2	5	3	4	0	1	2	2	16
23	Adrienne Motley	*	4-7	0-1	2-2	1	2	3	0	10	5	1	0	3	30
33	Suriya McGuire	*	1-3	0-0	8-10	2	3	5	0	10	0	2	0	3	22
00	Keyanna Harris		1-2	0-1	0-0	1	0	1	0	2	1	1	0	1	6
05	Nigia Greene		5-12	1-8	0-0	0	3	3	1	11	0	2	0	3	17
10	Michelle Woods		0-2	0-1	0-2	1	1	2	3	0	1	0	0	2	18
15	Necole Sterling		2-7	2-6	2-2	0	2	2	2	8	0	1	1	1	14
25	Khaila Prather		2-4	0-0	1-2	1	3	4	0	5	1	4	1	0	12
30	Erykah Davenport		2-4	0-0	1-4	1	4	5	3	5	0	2	1	1	16
	Team					2	0	2							
	Totals		23-60	6-28	18-27	15	26	41	14	70	13	16	5	19	200

FG % 1st Half: 11-34 32.4% 2nd half: 12-26 46.2% Game: 23-60 38.3%
3FG % 1st Half: 3-16 18.8% 2nd half: 3-12 25.0% Game: 6-28 21.4%
FT % 1st Half: 8-12 66.7% 2nd half: 10-15 66.7% Game: 18-27 66.7%
Deadball Rebounds 4

Officials: Luis Gonzalez, Cameron Inouye, John Akins
Technical fouls: Coppin State-None. MIAMI-None.
Attendance: 1546

Score by periods	1st	2nd	Total
Coppin State	18	36	**54**
MIAMI	33	37	**70**

Points	In Paint	Off T/O	2nd Chance	Fast Break	Bench
CSUW	28	13	10	0	8
UM	34	29	11	12	31

Last FG - CSUW 2nd-01:16, UM 2nd-01:30.
Largest lead - CSUW by 2 1st-17:34, UM by 21 2nd-06:46.
Score tied - 2 times.
Lead changed - 2 times.

BOX SCORES

Official Basketball Box Score -- Game Totals -- Final Statistics
UCLA vs Miami
12/18/14 5:00 pm at New Orleans (Devlin Fieldhouse)

UCLA 67 • 3-5

##	Player		Total FG-FGA	3-Ptr FG-FGA	FT-FTA	Rebounds Off	Def	Tot	PF	TP	A	TO	Blk	Stl	Min
10	Swain, Kacy	f	1-3	0-0	0-0	1	2	3	4	2	0	2	0	0	7
34	Costa, Corinne	c	3-6	0-0	1-4	0	3	3	4	7	1	2	0	0	30
02	Korver, Kari	g	3-9	2-6	2-2	3	3	6	2	10	2	2	0	0	30
05	Caldwell, Recee'	g	1-6	1-5	0-1	0	2	2	3	3	0	4	0	1	31
21	Fields, Nirra	g	6-19	0-6	3-4	4	4	8	1	15	0	3	1	1	35
03	Canada, Jordin		1-7	0-2	0-1	2	3	5	5	2	3	3	0	2	21
11	Drummer, Lajahna		6-11	0-0	0-0	5	4	9	2	12	0	3	1	1	21
13	Livulo, Luiana		2-2	0-0	2-2	0	5	5	2	6	0	2	0	0	11
25	Billings, Monique		3-7	0-0	4-5	5	4	9	1	10	0	0	0	0	14
	Team					1	1	2							
	Totals		26-70	3-19	12-19	21	31	52	24	67	6	21	2	5	200

FG % 1st Half: 10-33 30.3% 2nd half: 16-37 43.2% Game: 26-70 37.1%
3FG % 1st Half: 0-7 0.0% 2nd half: 3-12 25.0% Game: 3-19 15.8%
FT % 1st Half: 7-10 70.0% 2nd half: 5-9 55.6% Game: 12-19 63.2%
Deadball Rebounds 2

Miami 74 • 8-2

##	Player		Total FG-FGA	3-Ptr FG-FGA	FT-FTA	Rebounds Off	Def	Tot	PF	TP	A	TO	Blk	Stl	Min
12	Laura Quevedo	f	1-6	1-3	1-2	0	4	4	3	4	1	0	0	2	25
21	Jassany Williams	f	2-4	0-0	1-2	1	8	9	4	5	0	2	3	3	24
03	Jessica Thomas	q	0-6	0-2	0-0	0	2	2	1	0	1	3	0	1	25
23	Adrienne Motley	g	7-12	2-3	7-7	0	3	3	2	23	3	4	1	1	29
33	Suriya McGuire	g	3-5	0-1	7-10	1	3	4	2	13	2	1	0	0	23
05	Nigia Greene		3-7	2-4	0-0	0	1	1	1	8	1	3	0	1	18
10	Michelle Woods		4-9	3-5	6-6	3	2	5	2	17	3	3	0	2	27
15	Necole Sterling		0-3	0-2	0-0	0	0	0	2	0	1	1	0	0	14
25	Khaila Prather		0-0	0-0	0-0	0	0	0	1	0	0	0	0	0	3
30	Erykah Davenport		2-4	0-0	0-1	2	2	4	0	4	0	1	0	0	12
	Team					1	3	4							
	Totals		22-56	8-20	22-28	8	28	36	18	74	12	18	4	10	200

FG % 1st Half: 15-30 50.0% 2nd half: 7-26 26.9% Game: 22-56 39.3%
3FG % 1st Half: 5-13 38.5% 2nd half: 3-7 42.9% Game: 8-20 40.0%
FT % 1st Half: 4-6 66.7% 2nd half: 18-22 81.8% Game: 22-28 78.6%
Deadball Rebounds 1

Officials: Scott Yarbrough, Karen Preato, Michael McConnell
Technical fouls: UCLA-None. Miami-None.
Attendance: 213

Score by periods	1st	2nd	Total
UCLA	27	40	**67**
Miami	39	35	**74**

Points	In Paint	Off T/O	2nd Chance	Fast Break	Bench
UCLA	36	9	20	0	30
UM	24	16	10	2	29

Last FG - UCLA 2nd-00:00, UM 2nd-01:57.
Largest lead - UCLA by 3 1st-19:01, UM by 17 2nd-18:48.
Score tied - 1 time.
Lead changed - 1 time.

Official Basketball Box Score -- Game Totals -- Final Statistics
Miami vs Tulane
12/19/14 7:00 pm at New Orleans (Devlin Fieldhouse)

Miami 65 • 8-3

##	Player		Total FG-FGA	3-Ptr FG-FGA	FT-FTA	Rebounds Off	Def	Tot	PF	TP	A	TO	Blk	Stl	Min
03	Jessica Thomas	*	2-6	0-3	1-3	1	2	3	2	5	1	5	0	4	24
12	Laura Quevedo	*	0-1	0-0	0-0	0	0	0	3	0	0	1	0	1	13
21	Jassany Williams	*	3-6	0-0	4-6	5	4	9	3	10	1	2	2	2	29
23	Adrienne Motley	*	6-13	3-6	2-2	1	2	3	1	17	1	0	0	2	33
33	Suriya McGuire	*	1-6	0-0	2-4	1	7	8	3	4	5	5	0	1	29
00	Keyanna Harris		0-0	0-0	0-0	0	0	0	1	0	0	1	0	0	2
05	Nigia Greene		0-5	0-4	0-0	0	0	0	2	0	0	1	0	0	10
10	Michelle Woods		1-3	0-1	3-6	0	2	2	5	5	1	2	0	3	21
15	Necole Sterling		8-13	4-5	0-2	4	2	6	4	20	1	2	1	2	27
25	Khaila Prather		0-0	0-0	0-0	0	0	0	1	0	0	1	0	0	1
30	Erykah Davenport		2-4	0-0	0-2	0	0	0	1	4	0	2	0	2	11
	Team					2	0	2							
	Totals		23-57	7-19	12-25	14	19	33	26	65	10	22	3	17	200

FG % 1st Half: 11-26 42.3% 2nd half: 12-31 38.7% Game: 23-57 40.4%
3FG % 1st Half: 2-8 25.0% 2nd half: 5-11 45.5% Game: 7-19 36.8%
FT % 1st Half: 4-12 33.3% 2nd half: 8-13 61.5% Game: 12-25 48.0%
Deadball Rebounds 8

Tulane 70 • 9-1

##	Player		Total FG-FGA	3-Ptr FG-FGA	FT-FTA	Rebounds Off	Def	Tot	PF	TP	A	TO	Blk	Stl	Min
03	MORGAN, Kolby	*	5-7	0-1	8-8	3	4	7	1	18	4	4	0	4	30
20	BLAGG, Danielle	*	2-9	2-4	1-2	1	2	3	1	7	1	1	0	1	23
22	DALE, Tiffany	*	3-4	0-0	3-4	0	2	2	4	9	0	3	2	2	23
23	KAPLAN, Jamie	*	2-7	2-4	1-2	1	4	5	0	7	1	4	0	2	26
30	JONES, Tierra	*	2-7	0-0	2-8	2	4	6	4	6	2	2	0	3	21
11	VORPAHL, Leslie		1-1	0-0	2-4	0	2	2	3	4	2	4	0	0	16
15	EBOMWONYI, Adesuwa		3-5	2-2	0-0	0	3	3	1	8	0	1	0	1	15
33	LATHAM, Courtnie		2-4	0-1	2-3	0	1	1	2	6	6	4	0	0	26
42	ROGERS, Morgan		1-1	0-0	0-0	1	0	1	2	2	0	0	0	0	7
45	DURU, Chinwe		0-2	0-0	3-4	0	1	1	1	3	0	3	0	0	13
	Team					4	2	6							
	Totals		21-47	6-12	22-35	12	25	37	19	70	16	26	2	13	200

FG % 1st Half: 10-27 37.0% 2nd half: 11-20 55.0% Game: 21-47 44.7%
3FG % 1st Half: 4-7 57.1% 2nd half: 2-5 40.0% Game: 6-12 50.0%
FT % 1st Half: 5-6 83.3% 2nd half: 17-29 58.6% Game: 22-35 62.9%
Deadball Rebounds 8

Officials: Karen Preato, Jules Gallien, Jennifer Rezac
Technical fouls: Miami-None. Tulane-None.
Attendance: 1022

Score by periods	1st	2nd	Total
Miami	28	37	**65**
Tulane	29	41	**70**

Points	In Paint	Off T/O	2nd Chance	Fast Break	Bench
UM	22	23	12	6	29
TLN	26	24	12	2	23

Last FG - UM 2nd-00:21, TLN 2nd-02:23.
Largest lead - UM by 5 1st-10:17, TLN by 14 2nd-13:30.
Score tied - 0 times.
Lead changed - 4 times.

Official Basketball Box Score -- Game Totals -- Final Statistics
Florida A&M vs MIAMI
12/28/14 1:00 p.m. at BankUnited Center | Coral Gables, Fla.

Florida A&M 47 • 3-7

##	Player		Total FG-FGA	3-Ptr FG-FGA	FT-FTA	Rebounds Off	Def	Tot	PF	TP	A	TO	Blk	Stl	Min
02	KING,Dawn	*	0-5	0-2	0-1	0	1	1	2	0	2	4	0	1	24
11	YOUNG,Khaderja	*	1-5	0-0	5-7	1	3	4	2	7	2	5	0	2	38
32	RUBIN,Taneka	*	4-11	2-2	4-4	0	3	3	2	14	3	4	0	2	30
35	HUBBARD,Lorena	*	0-0	0-0	0-0	1	1	2	3	0	0	1	0	0	17
40	BURNEY-ROBINSON,Sh	*	2-3	0-0	0-0	3	1	4	3	4	0	2	0	0	14
01	JONES,Alicia		2-2	1-1	0-0	0	1	1	0	5	0	0	0	0	7
22	BLUE,Jaleesa		0-2	0-0	0-0	0	2	2	2	0	0	0	0	0	12
24	McGRAW,Brooksie		2-4	0-0	1-4	3	4	7	2	5	0	0	1	0	22
31	ANTILLA,Olivia		3-13	3-9	3-6	2	1	3	3	12	0	5	0	0	33
33	DAWODU,Adenike		0-1	0-0	0-0	0	0	0	0	0	0	0	0	0	3
	Team					3	4	7				1			
	Totals		14-46	6-14	13-22	13	21	34	19	47	7	22	1	5	200

FG % 1st Half: 7-21 33.3% 2nd half: 7-25 28.0% Game: 14-46 30.4%
3FG % 1st Half: 3-7 42.9% 2nd half: 3-7 42.9% Game: 6-14 42.9%
FT % 1st Half: 6-9 66.7% 2nd half: 7-13 53.8% Game: 13-22 59.1%
Deadball Rebounds 4

MIAMI 83 • 9-3

##	Player		Total FG-FGA	3-Ptr FG-FGA	FT-FTA	Rebounds Off	Def	Tot	PF	TP	A	TO	Blk	Stl	Min
03	Jessica Thomas	*	3-6	3-6	2-2	0	0	0	1	11	3	1	0	5	22
12	Laura Quevedo	*	1-4	1-4	6-6	2	4	6	3	9	3	4	0	1	20
21	Jassany Williams	*	5-8	0-0	0-0	3	3	6	1	10	0	0	1	0	17
23	Adrienne Motley	*	4-9	1-5	3-4	0	4	4	0	12	5	1	0	1	22
33	Suriya McGuire	*	0-2	0-0	0-0	1	0	1	0	0	1	1	0	1	3
00	Keyanna Harris		0-1	0-0	0-0	0	2	2	3	0	0	1	1	0	13
05	Nigia Greene		5-7	3-5	1-2	1	2	3	2	14	2	0	0	3	27
10	Michelle Woods		6-9	4-5	1-1	1	4	5	2	17	4	2	0	1	23
15	Necole Sterling		1-6	1-4	0-0	0	0	0	5	3	1	0	0	0	14
25	Khaila Prather		3-6	0-0	0-3	4	1	5	2	6	1	0	1	1	21
30	Erykah Davenport		0-4	0-0	1-2	3	2	5	4	1	0	1	0	1	18
	Team					2	2	4				1			
	Totals		28-62	13-29	14-20	17	24	41	23	83	20	12	3	14	200

FG % 1st Half: 14-34 41.2% 2nd half: 14-28 50.0% Game: 28-62 45.2%
3FG % 1st Half: 6-16 37.5% 2nd half: 7-13 53.8% Game: 13-29 44.8%
FT % 1st Half: 7-10 70.0% 2nd half: 7-10 70.0% Game: 14-20 70.0%
Deadball Rebounds 2

Officials: Edward Sidlasky, Will Schreiber, Tim Daley
Technical fouls: Florida A&M-None. MIAMI-None.
Attendance: 1167

Score by periods	1st	2nd	Total
Florida A&M	23	24	**47**
MIAMI	41	42	**83**

Points	In Paint	Off T/O	2nd Chance	Fast Break	Bench
FAMUW	12	12	9	3	22
UM	26	31	9	9	41

Last FG - FAMUW 2nd-03:39, UM 2nd-02:14.
Largest lead - FAMUW by 5 1st-12:24, UM by 37 2nd-03:48.
Score tied - 2 times.
Lead changed - 4 times.

Official Basketball Box Score -- Game Totals -- Final Statistics
LSU vs University of Miami
12/29/14 3:20 p.m. at BankUnited Center | Coral Gables, Fla.

LSU 71 • 6-6

##	Player		Total FG-FGA	3-Ptr FG-FGA	FT-FTA	Rebounds Off	Def	Tot	PF	TP	A	TO	Blk	Stl	Min
03	BETHEL, Akilah	*	2-2	0-0	0-1	1	5	6	4	4	2	4	0	1	19
11	MONCRIEF, Raigyne	*	7-13	0-0	0-0	2	5	7	4	14	3	5	0	1	29
13	HILL, Rina	*	2-2	0-0	0-0	0	1	1	2	4	2	2	0	0	27
24	HARDEN, DaSHAWN	*	7-18	4-8	0-0	0	2	2	2	18	1	1	0	3	36
42	BOYKIN, Sheila	*	4-8	0-0	1-2	3	0	3	4	9	1	4	0	2	32
01	DEEMER, Jenna		6-7	4-5	1-2	0	0	0	3	17	0	1	0	1	20
04	PEDERSEN, Anne		0-0	0-0	0-0	0	0	0	1	0	0	0	0	0	5
10	RHODES, Jasmine		1-2	0-0	0-0	0	0	0	1	2	0	0	0	1	9
23	AMICHIA, Stephanie		0-0	0-0	1-2	0	1	1	0	1	0	1	0	0	10
31	JONES, Ann		1-4	0-0	0-0	0	2	2	0	2	0	2	1	0	13
	Team					0	3	3				1			
	Totals		30-56	8-13	3-7	6	19	25	21	71	9	21	1	9	200

FG % 1st Half: 12-24 50.0% 2nd half: 18-32 56.3% Game: 30-56 53.6%
3FG % 1st Half: 4-6 66.7% 2nd half: 4-7 57.1% Game: 8-13 61.5%
FT % 1st Half: 2-4 50.0% 2nd half: 1-3 33.3% Game: 3-7 42.9%
Deadball Rebounds 3

University of Miami 76 • 10-3

##	Player		Total FG-FGA	3-Ptr FG-FGA	FT-FTA	Rebounds Off	Def	Tot	PF	TP	A	TO	Blk	Stl	Min
03	Jessica Thomas	*	2-8	0-4	5-6	0	1	1	1	9	2	1	0	3	31
10	Michelle Woods	*	1-6	1-4	2-2	0	4	4	4	5	4	5	0	1	26
12	Laura Quevedo	*	3-7	2-4	0-0	2	1	3	1	8	0	2	0	2	22
21	Jassany Williams	*	0-3	0-0	0-0	2	1	3	3	0	0	0	1	0	16
23	Adrienne Motley	*	5-11	0-0	6-6	3	2	5	1	16	1	3	0	2	34
05	Nigia Greene		3-5	1-2	0-0	0	1	1	0	7	0	1	0	1	9
15	Necole Sterling		5-8	3-4	2-2	2	1	3	2	15	1	1	0	1	18
25	Khaila Prather		3-4	0-0	0-0	2	4	6	2	6	0	0	0	2	19
30	Erykah Davenport		0-0	0-0	0-0	0	1	1	2	0	0	1	0	0	5
33	Suriya McGuire		4-7	0-2	2-6	0	3	3	2	10	3	4	1	1	20
	Team					6	2	8				2			
	Totals		26-59	7-20	17-22	17	21	38	18	76	11	20	2	13	200

FG % 1st Half: 19-35 54.3% 2nd half: 7-24 29.2% Game: 26-59 44.1%
3FG % 1st Half: 5-12 41.7% 2nd half: 2-8 25.0% Game: 7-20 35.0%
FT % 1st Half: 3-4 75.0% 2nd half: 14-18 77.8% Game: 17-22 77.3%
Deadball Rebounds 2

Officials: Edward Sidlasky, Angelica Suffren, Shannon Feck
Technical fouls: LSU-None. University of Miami-None.
Attendance: 1134

Score by periods	1st	2nd	Total
LSU	30	41	**71**
University of Miami	46	30	**76**

Points	In Paint	Off T/O	2nd Chance	Fast Break	Bench
LSU	22	21	8	4	22
UM	30	21	18	8	38

Last FG - LSU 2nd-00:01, UM 2nd-02:53.
Largest lead - LSU by 2 2nd-12:20, UM by 18 1st-11:45.
Score tied - 6 times.
Lead changed - 4 times.

Miami Category Leaders (as of Jan 2, 2015)
All games

Points	G	Pts	Pts/G
Adrienne Motley	13	212	16.3
Jessica Thomas	13	115	8.8
Suriya McGuire	13	106	8.2
Nigia Greene	13	99	7.6
Michelle Woods	13	85	6.5
Necole Sterling	13	79	6.1
Laura Quevedo	13	70	5.4
Jassany Williams	13	68	5.2
Erykah Davenport	13	40	3.1
Khaila Prather	13	30	2.3
Keyanna Harris	10	15	1.5

Scoring Average	G	Pts	Avg/G
Adrienne Motley	13	212	16.3
Jessica Thomas	13	115	8.8
Suriya McGuire	13	106	8.2
Nigia Greene	13	99	7.6
Michelle Woods	13	85	6.5
Necole Sterling	13	79	6.1
Laura Quevedo	13	70	5.4
Jassany Williams	13	68	5.2
Erykah Davenport	13	40	3.1
Khaila Prather	13	30	2.3
Keyanna Harris	10	15	1.5

FG Percentage	FG	Att	Pct
Adrienne Motley	80	151	.530
Erykah Davenport	17	37	.459
Keyanna Harris	5	11	.455
Nigia Greene	35	83	.422
Jassany Williams	28	67	.418
Suriya McGuire	35	88	.398
Necole Sterling	28	79	.354
Jessica Thomas	39	112	.348
Khaila Prather	11	32	.344
Laura Quevedo	21	63	.333
Michelle Woods	25	76	.329

Field Goal Attempts	G	Att	Att/G
Adrienne Motley	13	151	11.6
Jessica Thomas	13	112	8.6
Suriya McGuire	13	88	6.8
Nigia Greene	13	83	6.4
Necole Sterling	13	79	6.1

Field Goals Made	G	Made	Made/G
Adrienne Motley	13	80	6.2
Jessica Thomas	13	39	3.0
Nigia Greene	13	35	2.7
Suriya McGuire	13	35	2.7
Necole Sterling	13	28	2.2
Jassany Williams	13	28	2.2

3-Point Percentage	3FG	Att	Pct
Adrienne Motley	13	32	.406
Necole Sterling	15	44	.341
Nigia Greene	18	53	.340
Jessica Thomas	19	62	.306
Laura Quevedo	12	41	.293
Michelle Woods	9	32	.281
Suriya McGuire	5	19	.263
Keyanna Harris	1	4	.250

3-Point FG Attempts	G	Att	Att/G
Jessica Thomas	13	62	4.8
Nigia Greene	13	53	4.1
Necole Sterling	13	44	3.4
Laura Quevedo	13	41	3.2
Michelle Woods	13	32	2.5
Adrienne Motley	13	32	2.5

3-Point FG Made	G	Made	Made/G
Jessica Thomas	13	19	1.5
Nigia Greene	13	18	1.4
Necole Sterling	13	15	1.2
Adrienne Motley	13	13	1.0
Laura Quevedo	13	12	0.9

Free Throw Percent	FG	Att	Pct
Nigia Greene	11	12	.917
Laura Quevedo	16	18	.889
Adrienne Motley	39	44	.886
Keyanna Harris	4	5	.800
Jassany Williams	12	16	.750
Necole Sterling	8	11	.727
Jessica Thomas	18	25	.720
Michelle Woods	26	39	.667
Suriya McGuire	31	55	.564
Khaila Prather	8	16	.500
Erykah Davenport	6	17	.353

Free Throw Attempts	G	Att	Att/G
Suriya McGuire	13	55	4.2
Adrienne Motley	13	44	3.4
Michelle Woods	13	39	3.0
Jessica Thomas	13	25	1.9
Laura Quevedo	13	18	1.4

Free Throws Made	G	Made	Made/G
Adrienne Motley	13	39	3.0
Suriya McGuire	13	31	2.4
Michelle Woods	13	26	2.0
Jessica Thomas	13	18	1.4
Laura Quevedo	13	16	1.2

Miami Player High/Low Analysis (as of Jan 2, 2015)
All games

Miami - INDIVIDUAL GAME HIGHS

Points	23		Adrienne Motley vs UCLA (12/18/14)
	21		Adrienne Motley vs Wisconsin (12/04/14)
	21		Adrienne Motley vs Arizona State (11/25/14)
	21		Adrienne Motley vs North Florida (11/21/14)
	21		Adrienne Motley vs OAKLAND (11/14/14)
Field Goals Made	9		Adrienne Motley vs Wisconsin (12/04/14)
	9		Adrienne Motley vs Arizona State (11/25/14)
	9		Adrienne Motley vs OAKLAND (11/14/14)
Field Goal Att.	17		Adrienne Motley vs Wisconsin (12/04/14)
	16		Suriya McGuire vs Wisconsin (12/04/14)
	16		Adrienne Motley vs Arizona State (11/25/14)
	16		Jessica Thomas at Middle Tennessee (11/17/14)
FG Pct (min 5 made)	.800	(8-10)	Adrienne Motley vs North Florida (11/21/14)
	.778	(7-9)	Adrienne Motley vs Illinois State (11/28/14)
3-Point FG Made	4		Michelle Woods vs Florida A&M (12/28/14)
	4		Necole Sterling at Tulane (12/19/14)
3-Point FG Att.	8		Nigia Greene vs Coppin State (12/13/14)
	7		Jessica Thomas vs Jacksonville (12/06/14)
	7		Nigia Greene vs Illinois State (11/28/14)
3-Pt FG Pct (min 2 made)	1.000	(2-2)	Adrienne Motley vs North Florida (11/21/14)
	.800	(4-5)	Michelle Woods vs Florida A&M (12/28/14)
	.800	(4-5)	Necole Sterling at Tulane (12/19/14)
Free Throws Made	8		Suriya McGuire vs Coppin State (12/13/14)
	7		Suriya McGuire vs UCLA (12/18/14)
	7		Adrienne Motley vs UCLA (12/18/14)
	7		Michelle Woods at Middle Tennessee (11/17/14)
Free Throw Att.	13		Michelle Woods at Middle Tennessee (11/17/14)
	10		Suriya McGuire vs UCLA (12/18/14)
	10		Suriya McGuire vs Coppin State (12/13/14)
FT Pct (min 3 made)	1.000	(7-7)	Adrienne Motley vs UCLA (12/18/14)
	1.000	(6-6)	Adrienne Motley vs LSU (12/29/14)
	1.000	(6-6)	Laura Quevedo vs Florida A&M (12/28/14)
	1.000	(6-6)	Michelle Woods vs UCLA (12/18/14)
	1.000	(4-4)	Adrienne Motley vs Jacksonville (12/06/14)
	1.000	(3-3)	Michelle Woods vs Arizona State (11/25/14)
	1.000	(3-3)	Adrienne Motley vs North Florida (11/21/14)
Rebounds	12		Jassany Williams vs Tulsa (11/29/14)
	10		Suriya McGuire vs OAKLAND (11/14/14)
Assists	6		Adrienne Motley vs Wisconsin (12/04/14)
	5		Adrienne Motley vs Florida A&M (12/28/14)
	5		Suriya McGuire at Tulane (12/19/14)
	5		Jessica Thomas vs Coppin State (12/13/14)
	5		Adrienne Motley vs Coppin State (12/13/14)
	5		Jessica Thomas vs Illinois State (11/28/14)
	5		Jessica Thomas vs North Florida (11/21/14)
Steals	5		Jessica Thomas vs Florida A&M (12/28/14)
	5		Suriya McGuire vs Wisconsin (12/04/14)
Blocked Shots	3		Jassany Williams vs UCLA (12/18/14)
	2		Jassany Williams at Tulane (12/19/14)
	2		Jassany Williams vs Coppin State (12/13/14)
	2		Jassany Williams vs Jacksonville (12/06/14)
	2		Jassany Williams at Middle Tennessee (11/17/14)
	2		Suriya McGuire at Middle Tennessee (11/17/14)

Miami Team High/Low Analysis (as of Jan 2, 2015)
All games

Miami - TEAM GAME HIGHS

POINTS	95		ILLINOIS STATE (11/28/14)
	83		FLORIDA A&M (12/28/14)
	81		NORTH FLORIDA (11/21/14)
	76		LSU (12/29/14)
	74		vs UCLA (12/18/14)
FIELD GOALS MADE	39		ILLINOIS STATE (11/28/14)
	28		FLORIDA A&M (12/28/14)
	28		NORTH FLORIDA (11/21/14)
FIELD GOAL ATTEMPTS	80		ILLINOIS STATE (11/28/14)
	72		WISCONSIN (12/04/14)
FIELD GOAL PERCENTAGE	.488	(39-80)	ILLINOIS STATE (11/28/14)
	.462	(24-52)	ARIZONA STATE (11/25/14)
3 PT FIELD GOALS MADE	13		FLORIDA A&M (12/28/14)
	10		NORTH FLORIDA (11/21/14)
3 PT FG ATTEMPTS	29		FLORIDA A&M (12/28/14)
	28		COPPIN STATE (12/13/14)
3 PT FG PERCENTAGE	.448	(13-29)	FLORIDA A&M (12/28/14)
	.435	(10-23)	NORTH FLORIDA (11/21/14)
FREE THROWS MADE	22		vs UCLA (12/18/14)
	18		COPPIN STATE (12/13/14)
FREE THROW ATTEMPTS	28		vs UCLA (12/18/14)
	28		TULSA (11/29/14)
FREE THROW PERCENTAGE	.857	(12-14)	JACKSONVILLE (12/06/14)
	.833	(15-18)	NORTH FLORIDA (11/21/14)
REBOUNDS	51		ILLINOIS STATE (11/28/14)
	50		TULSA (11/29/14)
ASSISTS	20		FLORIDA A&M (12/28/14)
	16		ILLINOIS STATE (11/28/14)
	16		NORTH FLORIDA (11/21/14)
STEALS	19		COPPIN STATE (12/13/14)
	18		WISCONSIN (12/04/14)
BLOCKED SHOTS	5		COPPIN STATE (12/13/14)
	5		at Middle Tennessee (11/17/14)
	5		OAKLAND (11/14/14)
TURNOVERS	22		at Tulane (12/19/14)
	20		LSU (12/29/14)
	20		at Middle Tennessee (11/17/14)
FOULS	26		at Tulane (12/19/14)
	24		at Middle Tennessee (11/17/14)

Miami Season Schedule/Results & Leaders (as of Jan 2, 2015)
All games

RECORD:	OVERALL	HOME	AWAY	NEUTRAL
ALL GAMES	10-3	9-1	0-2	1-0
CONFERENCE	0-0	0-0	0-0	0-0
NON-CONFERENCE	10-3	9-1	0-2	1-0

Date	Opponent		Score		Att.	High Points	High Rebounds
11/14/14	OAKLAND	W	66-53		2726	(21)Adrienne Motley	(10)Suriya McGuire
11/17/14	at Middle Tennessee		48-53	L	3806	(17)Jessica Thomas	(6)Jassany Williams
							(6)Suriya McGuire
11/21/14	NORTH FLORIDA	W	81-53		674	(21)Adrienne Motley	(6)Laura Quevedo
							(6)Khaila Prather
11/25/14	ARIZONA STATE		61-65	L	584	(21)Adrienne Motley	(9)Laura Quevedo
11/28/14	ILLINOIS STATE	W	95-44		600	(16)Adrienne Motley	(7)Jassany Williams
						(16)Nigia Greene	(7)Laura Quevedo
11/29/14	TULSA	W	69-57		558	(17)Adrienne Motley	(12)Jassany Williams
12/04/14	WISCONSIN	W	66-54		593	(21)Adrienne Motley	(7)Adrienne Motley
12/06/14	JACKSONVILLE	W	65-36		638	(17)Adrienne Motley	(5)Khaila Prather
							(5)Erykah Davenport
							(5)Jessica Thomas
12/13/14	COPPIN STATE	W	70-54		1546	(11)Nigia Greene	(7)Laura Quevedo
12/18/14	vs UCLA	W	74-67		213	(23)Adrienne Motley	(9)Jassany Williams
12/19/14	at Tulane		65-70	L	1022	(20)Necole Sterling	(9)Jassany Williams
12/28/14	FLORIDA A&M	W	83-47		1167	(17)Michelle Woods	(6)Jassany Williams
							(6)Laura Quevedo
12/29/14	LSU	W	76-71		1134	(16)Adrienne Motley	(6)Khaila Prather

* = Conference game

Attendance Summary	Games	Attend	Avg/Game
Home	10	10220	1022
Away	2	4828	2414
Neutral	1	213	213
Total	13	15261	1174

Miami Team Game-by-Game (as of Jan 2, 2015)
All games

TEAM STATISTICS

				Total		3-Pointers		Free throws		Rebounds										
Opponent	Date	Score		fg-fga	pct	3fg-fga	pct	ft-fta	pct	off	def	tot	avg	pf	a	t/o	blk	stl	pts	avg
OAKLAND	11/14/14	66-53	W	24-59	.407	7-21	.333	11-16	.688	13	31	44	44.0	20	11	16	5	12	66	66.0
at Middle Tennessee	11/17/14	48-53	L	14-53	.264	5-19	.263	15-22	.682	9	28	37	40.5	24	5	20	5	9	48	57.0
NORTH FLORIDA	11/21/14	81-53	W	28-65	.431	10-23	.435	15-18	.833	19	27	46	42.3	21	16	15	2	6	81	65.0
ARIZONA STATE	11/25/14	61-65	L	24-52	.462	3-11	.273	10-13	.769	10	25	35	40.5	21	6	15	4	7	61	64.0
ILLINOIS STATE	11/28/14	95-44	W	39-80	.488	9-27	.333	8-13	.615	21	30	51	42.6	21	16	16	4	17	95	70.2
TULSA	11/29/14	69-57	W	25-60	.417	3-16	.188	16-28	.571	20	30	50	43.8	20	10	13	3	6	69	70.0
WISCONSIN	12/04/14	66-54	W	25-72	.347	7-27	.259	9-12	.750	21	13	34	42.4	17	9	11	2	18	66	69.4
JACKSONVILLE	12/06/14	65-36	W	23-64	.359	7-27	.259	12-14	.857	17	19	36	41.6	18	12	14	2	17	65	68.9
COPPIN STATE	12/13/14	70-54	W	23-60	.383	6-28	.214	18-27	.667	15	26	41	41.6	14	13	16	5	19	70	69.0
vs UCLA	12/18/14	74-67	W	22-56	.393	8-20	.400	22-28	.786	8	28	36	41.0	18	12	18	4	10	74	69.5
at Tulane	12/19/14	65-70	L	23-57	.404	7-19	.368	12-25	.480	14	19	33	40.3	26	10	22	3	17	65	69.1
FLORIDA A&M	12/28/14	83-47	W	28-62	.452	13-29	.448	14-20	.700	17	24	41	40.3	23	20	12	3	14	83	70.2
LSU	12/29/14	76-71	W	26-59	.441	7-20	.350	17-22	.773	17	21	38	40.2	18	11	20	2	13	76	70.7
Miami		919		324-799	.406	92-287	.321	179-258	.694	201	321	522	40.2	261	151	208	44	165	919	70.7
Opponents		724		250-653	.383	63-186	.339	161-249	.647	134	321	455	35.0	247	131	294	22	86	724	55.7

Games played: 13
Points/game: 70.7
FG Pct: 40.6
3FG Pct: 32.1
FT Pct: 69.4

Rebounds/game: 40.2
Assists/game: 11.6
Turnovers/game: 16.0
Assist/turnover ratio: 0.7
Steals/game: 12.7
Blocks/game: 3.4

Miami Combined Team Statistics (as of Jan 2, 2015)
All games

RECORD:	OVERALL	HOME	AWAY	NEUTRAL
ALL GAMES	10-3	9-1	0-2	1-0
CONFERENCE	0-0	0-0	0-0	0-0
NON-CONFERENCE	10-3	9-1	0-2	1-0

					Total		3-Point		F-Throw		Rebounds											
##	Player	gp-gs	min	avg	fg-fga	fg%	3fg-fga	3fg%	ft-fta	ft%	off	def	tot	avg	pf	dq	a	to	blk	stl	pts	avg
23	Adrienne Motley	13-13	357	27.5	80-151	.530	13-32	.406	39-44	.886	19	32	51	3.9	19	0	30	18	2	17	212	16.3
03	Jessica Thomas	13-13	319	24.5	39-112	.348	19-62	.306	18-25	.720	3	23	26	2.0	20	0	33	34	1	24	115	8.8
33	Suriya McGuire	13-8	280	21.5	35-88	.398	5-19	.263	31-55	.564	17	37	54	4.2	21	0	21	18	4	20	106	8.2
05	Nigia Greene	13-4	217	16.7	35-83	.422	18-53	.340	11-12	.917	4	16	20	1.5	13	0	6	12	0	20	99	7.6
10	Michelle Woods	13-3	293	22.5	25-76	.329	9-32	.281	26-39	.667	15	36	51	3.9	39	2	25	25	2	18	85	6.5
15	Necole Sterling	13-0	226	17.4	28-79	.354	15-44	.341	8-11	.727	12	17	29	2.2	31	1	11	12	2	12	79	6.1
12	Laura Quevedo	13-11	278	21.4	21-63	.333	12-41	.293	16-18	.889	22	40	62	4.8	28	0	15	21	1	12	70	5.4
21	Jassany Williams	13-13	280	21.5	28-67	.418	0-0	.000	12-16	.750	39	39	78	6.0	28	0	1	16	19	21	68	5.2
30	Erykah Davenport	13-0	129	9.9	17-37	.459	0-0	.000	6-17	.353	10	24	34	2.6	26	1	1	19	6	8	40	3.1
25	Khaila Prather	13-0	139	10.7	11-32	.344	0-0	.000	8-16	.500	18	23	41	3.2	22	0	3	15	5	6	30	2.3
00	Keyanna Harris	10-0	82	8.2	5-11	.455	1-4	.250	4-5	.800	5	4	9	0.9	14	0	5	11	2	7	15	1.5
	Team										37	30	67					7				
	Total.....	13	2600		324-799	.406	92-287	.321	179-258	.694	201	321	522	40.2	261	4	151	208	44	165	919	70.7
	Opponents.....	13	2600		250-653	.383	63-186	.339	161-249	.647	134	321	455	35.0	247	-	131	294	22	86	724	55.7

TEAM STATISTICS	UM	OPP
SCORING	919	724
Points per game	70.7	55.7
Scoring margin	+15.0	-
FIELD GOALS-ATT	324-799	250-653
Field goal pct	.406	.383
3 POINT FG-ATT	92-287	63-186
3-point FG pct	.321	.339
3-pt FG made per game	7.1	4.8
FREE THROWS-ATT	179-258	161-249
Free throw pct	.694	.647
F-Throws made per game	13.8	12.4
REBOUNDS	522	455
Rebounds per game	40.2	35.0
Rebounding margin	+5.2	-
ASSISTS	151	131
Assists per game	11.6	10.1
TURNOVERS	208	294
Turnovers per game	16.0	22.6
Turnover margin	+6.6	-
Assist/turnover ratio	0.7	0.4
STEALS	165	86
Steals per game	12.7	6.6
BLOCKS	44	22
Blocks per game	3.4	1.7
ATTENDANCE	10220	5041
Home games-Avg/Game	10-1022	2-2414
Neutral site-Avg/Game	-	1-213

Score by Periods	1st	2nd	Totals
Miami	452	467	919
Opponents	318	406	724

Date	Opponent		Score	Att.
11/14/14	OAKLAND	W	66-53	2726
11/17/14	at Middle Tennessee	L	48-53	3806
11/21/14	NORTH FLORIDA	W	81-53	674
11/25/14	ARIZONA STATE	L	61-65	584
11/28/14	ILLINOIS STATE	W	95-44	600
11/29/14	TULSA	W	69-57	558
12/04/14	WISCONSIN	W	66-54	593
12/06/14	JACKSONVILLE	W	65-36	638
12/13/14	COPPIN STATE	W	70-54	1546
12/18/14	vs UCLA	W	74-67	213
12/19/14	at Tulane	L	65-70	1022
12/28/14	FLORIDA A&M	W	83-47	1167
12/29/14	LSU	W	76-71	1134

* = Conference game